FCC 47 CFR PART 15 SUBPART C
ISED RSS-247 ISSUE 2

CERTIFICATION TEST REPORT

For

BE19000 Tri-Band Wi-Fi 7 Gaming Router

MODEL NUMBER: Archer GE800

REPORT NUMBER: 4790881121-1-RF-4

ISSUE DATE: July 28, 2023

FCC ID: 2AXJ4GE800
IC: 26583-GE800

Prepared for

TP-Link Corporation Limited
Room 901, 9/F. , New East Ocean Centre, 9 Science Museum Road, Tsim Sha Tsui, Kowloon, Hong Kong

Prepared by

UL Verification Services (Guangzhou) Co., Ltd, Song Shan Lake Branch
Building 10, Innovation Technology Park, No. 1, Li Bin Road, Song Shan Lake
Hi-Tech Development Zone
Dongguan, People's Republic of China
Tel: +86 769 22038881
Fax: +86 769 33244054
Website: www.ul.com

The results reported herein have been performed in accordance with the laboratory's terms of accreditation. This report shall not be reproduced except in full without the written approval of the Laboratory. The results in this report apply to the test sample(s) mentioned above at the time of the testing period only and are not to be used to indicate applicability to other similar products.

Revision History

Rev.	Issue Date	Revisions	Revised By
V0	July 28, 2023	Initial Issue	

This report shall not be reproduced except in full, without the written approval of UL Verification Services (Guangzhou) Co., Ltd, Song Shan Lake Branch.

Summary of Test Results			
Clause	Test Items	FCC/ISED Rules	Test Results
1	DFS Detection Threshold	CFR 47 FCC §FCC 15.407 (h) (2), ISED RSS-247 Issue 2 clause 6.3.1, KDB 905462 D02	Pass
2	Channel Availability Check Time	CFR 47 FCC §FCC 15.407 (h) (2) (ii), ISED RSS-247 Issue 2 clause 6.3.2 b, KDB 905462 D02	Pass
4	Non-Occupancy Period	CFR 47 FCC §FCC 15.407 (h) (2) (iv), ISED RSS-247 Issue 2 clause 6.3.2 e, KDB 905462 D02	Pass
5	U-NII Detection Bandwidth	CFR 47 FCC §FCC 15.407 (h) (2), KDB 905462 D02	Pass
6	Channel Closing Transmission Time	CFR 47 FCC §FCC 15.407 (h) (2) (iii), ISED RSS-247 Issue 2 clause 6.3.2 d, KDB 905462 D02	Pass
7	Channel Move Time	CFR 47 FCC §FCC 15.407 (h) (2) (iii), ISED RSS-247 Issue 2 clause 6.3.2 c, KDB 905462 D02	Pass
8	Statistical Performance Check	CFR 47 FCC §FCC 15.407 (h) (2), ISED RSS-247 Issue 2 clause 6.3.2 a, KDB 905462 D02	Pass
Note 1: This test report is only published to and used by the applicant, and it is not for evidence purpose in China. Note 2: The measurement result for the sample received is <Pass> according to < CFR 47 FCC PART 15 SUBPART E and ISED RSS-247 Issue 2 > when <Accuracy Method> decision rule is applied.			

This report shall not be reproduced except in full, without the written approval of UL Verification Services (Guangzhou) Co., Ltd, Song Shan Lake Branch.

TABLE OF CONTENTS

1. ATTESTATION OF TEST RESULTS 6

2. TEST METHODOLOGY 7

3. FACILITIES AND ACCREDITATION 7

4. CALIBRATION AND UNCERTAINTY 8

4.1. MEASURING INSTRUMENT CALIBRATION 8

4.2. MEASUREMENT UNCERTAINTY 8

5. EQUIPMENT UNDER TEST 9

5.1. DESCRIPTION OF EUT 9

5.2. CHANNEL LIST 10

5.3. TEST ENVIRONMENT 12

5.4. DESCRIPTION OF AVAILABLE ANTENNAS 13

5.5. MEASURING INSTRUMENT AND SOFTWARE USED 14

6. DYNAMIC FREQUENCY SELECTION 15

6.1. APPLICABILITY OF DFS REQUIREMENTS 15

6.2. LIMITS 16

6.3. PARAMETERS OF RADAR TEST WAVEFORMS 17

6.4. TEST SETUP 19

6.5. TEST PROCEDURE 19

7. TEST RESULT FOR MADTER MODE 20

7.1. Appendix A: DFS Detection Thresholds 20
7.1.1. Test Result 20
7.1.2. Test Graphs 21

7.2. Appendix B: Channel Availability Check Time 31
7.2.1. Test Result 31
7.2.2. Test Graphs 32

7.3. Appendix C: Channel Move Time and Channel Closing Transmission Time 35
7.3.1. Test Result 35
7.3.2. Test Graphs 36

7.4. Appendix D: Non-Occupancy Period 37
7.4.1. Test Result 37
7.4.2. Test Graphs 38

7.5. Appendix E: U-NII Detection Bandwidth 39
7.5.1. Test Result 39

7.6. Appendix F: Statistical Performance check 43
7.6.1. Test Result for 802.11be 20MHz mode 43

This report shall not be reproduced except in full, without the written approval of UL Verification Services (Guangzhou) Co., Ltd, Song Shan Lake Branch.

7.6.2. Test Result for 802.11be 40MHz mode 80
7.6.3. Test Result for 802.11be 80MHz mode 117
7.6.4. Test Result for 802.11be 160MHz mode 154

8. TEST RESULT FOR CLIENT MODE 191

8.1. Appendix G: DFS Detection Thresholds 191
8.1.1. Test Result 191
8.1.2. Test Graphs 192

8.2. Appendix H: Channel Move Time and Channel Closing Transmission Time 193
8.2.1. Test Result 193
8.2.2. Test Graphs 194

8.3. Appendix I: Non-Occupancy Period 195
8.3.1. Test Result 195
8.3.2. Test Graphs 196

9. TEST RESULT FOR MESH MODE 197

9.1. Appendix J: Statistical Performance check 197
9.1.1. Test Result for 802.11be 20MHz mode 197
9.1.2. Test Result for 802.11be 160MHz mode 234

This report shall not be reproduced except in full, without the written approval of UL Verification Services (Guangzhou) Co., Ltd, Song Shan Lake Branch.

1. ATTESTATION OF TEST RESULTS

Applicant Information

Company Name:	TP-Link Corporation Limited
Address:	Room 901, 9/F. , New East Ocean Centre, 9 Science Museum Road, Tsim Sha Tsui, Kowloon, Hong Kong

Manufacturer Information

Company Name:	TP-Link Corporation Limited
Address:	Room 901, 9/F. , New East Ocean Centre, 9 Science Museum Road, Tsim Sha Tsui, Kowloon, Hong Kong

EUT Information

EUT Name:	BE19000 Tri-Band Wi-Fi 7 Gaming Router
Model:	Archer GE800
Brand:	tp-link
Sample Received Date:	June 5, 2023
Sample Status:	Normal
Sample ID:	6148028
Date of Tested:	June 5, 2023 to July 27, 2023

APPLICABLE STANDARDS	
STANDARD	**TEST RESULTS**
CFR 47 FCC PART 15 SUBPART E	PASS
ISED RSS-247 Issue 2	PASS
ISED RSS-GEN Issue 5	PASS

Prepared By:

Fanny Huang

Engineer Project Associate

Checked By:

Denny Huang

Senior Project Engineer

Approved By:

Stephen Guo

Operations Manager

This report shall not be reproduced except in full, without the written approval of UL Verification Services (Guangzhou) Co., Ltd, Song Shan Lake Branch.

2. TEST METHODOLOGY

The tests documented in this report were performed in accordance with FCC CFR 47 CFR Part 15, Subpart E, KDB 905462 D02 and ISED RSS-247 ISSUE 2.

3. FACILITIES AND ACCREDITATION

Accreditation Certificate	**A2LA (Certificate No.: 4102.01)** UL Verification Services (Guangzhou) Co., Ltd. Song Shan Lake Branch. has been assessed and proved to be in compliance with A2LA. **FCC (FCC Designation No.: CN1187)** UL Verification Services (Guangzhou) Co., Ltd. Song Shan Lake Branch. Has been recognized to perform compliance testing on equipment subject to the Commission's Declaration of Conformity (DoC) and Certification rules **ISED (Company No.: 21320)** UL Verification Services (Guangzhou) Co., Ltd. Song Shan Lake Branch. has been registered and fully described in a report filed with ISED. The Company Number is 21320 and the test lab Conformity Assessment Body Identifier (CABID) is CN0046. **VCCI (Registration No.: G-20019, R-20004, C-20012 and T-20011)** UL Verification Services (Guangzhou) Co., Ltd. Song Shan Lake Branch. has been assessed and proved to be in compliance with VCCI, the Membership No. is 3793. Facility Name: Chamber D, the VCCI registration No. is G-20019 and R-20004 Shielding Room B , the VCCI registration No. is C-20012 and T-20011

Note 1:
All tests measurement facilities use to collect the measurement data are located at Building 10, Innovation Technology Park, No. 1, Li Bin Road, Song Shan Lake Hi-Tech Development Zone Dongguan, 523808, People’s Republic of China.

Note 2:
The test anechoic chamber in UL Verification Services (Guangzhou) Co., Ltd.
Song Shan Lake Branch had been calibrated and compared to the open field sites and the test anechoic chamber is shown to be equivalent to or worst case from the open field site.

Note 3:
For below 30 MHz, lab had performed measurements at test anechoic chamber and comparing to measurements obtained on an open field site. And these measurements below 30 MHz had been correlated to measurements performed on an OFS.

This report shall not be reproduced except in full, without the written approval of UL Verification Services (Guangzhou) Co., Ltd, Song Shan Lake Branch.

4. CALIBRATION AND UNCERTAINTY

4.1. MEASURING INSTRUMENT CALIBRATION

The measuring equipment utilized to perform the tests documented in this report has been calibrated in accordance with the manufacturer's recommendations and is traceable to recognize national standards.

4.2. MEASUREMENT UNCERTAINTY

Where relevant, the following measurement uncertainty levels have been estimated for tests performed on the apparatus:

Test Item	Uncertainty
Conduction emission	3.62 dB
Radiated Emission (Included Fundamental Emission) (9 kHz ~ 30 MHz)	2.2 dB
Radiated Emission (Included Fundamental Emission) (30 MHz ~ 1 GHz)	4.00 dB
Radiated Emission (Included Fundamental Emission) (1 GHz to 26 GHz)	5.78 dB (1 GHz ~ 18 GHz)
	5.23 dB (18 GHz ~ 26 GHz)
Note: This uncertainty represents an expanded uncertainty expressed at approximately the 95% confidence level using a coverage factor of k=2.	

This report shall not be reproduced except in full, without the written approval of UL Verification Services (Guangzhou) Co., Ltd, Song Shan Lake Branch.

5. EQUIPMENT UNDER TEST

5.1. DESCRIPTION OF EUT

EUT Name/PMN:	BE19000 Tri-Band Wi-Fi 7 Gaming Router
Model/HVIN1:	Archer GE800
FVIN:	V1.0

Frequency Range:	5180 MHz to 5240 MHz 5260 MHz to 5320 MHz 5500 MHz to 5720 MHz 5745 MHz to 5825 MHz
TPC Function:	Support
DFS Operational mode:	Master
Type of Modulation:	IEEE 802.11a: OFDM(64QAM, 16QAM, QPSK, BPSK) IEEE 802.11n: OFDM(64QAM, 16QAM, QPSK, BPSK) IEEE 802.11ac: OFDM(256QAM, 64QAM, 16QAM, QPSK, BPSK) IEEE 802.11ax: OFDMA(1024QAM, 256QAM, 64QAM, 16QAM, QPSK, BPSK) IEEE 802.11be: OFDMA(4096QAM, 1024QAM, 256QAM, 64QAM, 16QAM, QPSK, BPSK)
Radio Technology:	IEEE802.11a/n HT20/n HT40/ ac VHT20/ac VHT40/ac VHT80/ac VHT160/ ax HE20/ax HE40/ax HE80/ax HE160/ be EHT20/be EHT40/be EHT80/be EHT160
Normal Test Voltage:	DC 15 V via adapter

This report shall not be reproduced except in full, without the written approval of UL Verification Services (Guangzhou) Co., Ltd, Song Shan Lake Branch.

5.2. CHANNEL LIST

UNII-1 (For Bandwidth=20MHz)		UNII-1 (For Bandwidth=40MHz)		UNII-1 (For Bandwidth=80MHz)	
Channel	Frequency (MHz)	Channel	Frequency (MHz)	Channel	Frequency (MHz)
36	5180	38	5190	42	5210
40	5200	46	5230		
44	5220				
48	5240				

UNII-2A (For Bandwidth=20MHz)		UNII-2A (For Bandwidth=40MHz)		UNII-2A (For Bandwidth=80MHz)	
Channel	Frequency (MHz)	Channel	Frequency (MHz)	Channel	Frequency (MHz)
52	5260	54	5270	58	5290
56	5280	62	5310		
60	5300				
64	5320				

UNII-2A (For Bandwidth=160 MHz)	
Channel	Frequency (MHz)
50	5250

UNII-2C (For Bandwidth =20MHz)		UNII-2C (For Bandwidth =40MHz)		UNII-2C (For Bandwidth =80MHz)	
Channel	Frequency (MHz)	Channel	Frequency (MHz)	Channel	Frequency (MHz)
100	5500	102	5510	106	5530
104	5520	110	5550	122	5610
108	5540	118	5590	138	5690
112	5560	126	5630		
116	5580	134	5670		
120	5600	142	5710		
124	5620				
128	5640				
132	5660				
136	5680				
140	5700				
144	5720				

UNII-2C (For Bandwidth=160 MHz)	
Channel	Frequency (MHz)
114	5570

This report shall not be reproduced except in full, without the written approval of UL Verification Services (Guangzhou) Co., Ltd, Song Shan Lake Branch.

UNII-3 (For Bandwidth=20MHz)		UNII-3 (For Bandwidth=40MHz)		UNII-3 (For Bandwidth=80MHz)	
Channel	Frequency (MHz)	Channel	Frequency (MHz)	Channel	Frequency (MHz)
149	5745	151	5755	155	5775
153	5765	159	5795		
157	5785				
161	5805				
165	5825				

Note: All channels in the 5600-5650MHz band were not operational in Canada.

This report shall not be reproduced except in full, without the written approval of UL Verification Services (Guangzhou) Co., Ltd, Song Shan Lake Branch.

5.3. TEST ENVIRONMENT

Environment Parameter	Selected Values During Tests	
Relative Humidity	35 ~ 65%	
Atmospheric Pressure:	101 kPa	
Temperature	TN	23 ~ 28 °C
Voltage:	VL	/
	VN	DC 15 V
	VH	/

Note: VL= Lower Extreme Test Voltage
VN= Nominal Voltage
VH= Upper Extreme Test Voltage
TN= Normal Temperature

This report shall not be reproduced except in full, without the written approval of UL Verification Services (Guangzhou) Co., Ltd, Song Shan Lake Branch.

5.4. DESCRIPTION OF AVAILABLE ANTENNAS

Antenna	Frequency (MHz)	Antenna Type	MAX Antenna Gain (dBi)
1	5150-5850	Dipole	3
2	5150-5850	Dipole	3
3	5150-5850	Dipole	3
4	5150-5850	Dipole	3

The EUT support Cyclic Shift Diversity(CDD) mode.

MIMO output power port and MIMO PSD port summing were performed in accordance with KDB 662911 D01. For the CDD results the Directional Gain was calculated in accordance with the following mothed.

For output power measurements:
Directional gain= G_{ANT} + Array Gain = 3 dBi
G_{ANT} : equal to the gain of the antenna having the highest gain
Array Gain = 0 dB (i.e., no array gain) for $N_{ANT} \leq 4$

For power spectral density (PSD) measurements:
Directional gain= G_{ANT} + Array Gain = 9.02 dBi
Array Gain = 10 log(N_{ANT}/N_{SS}) dB.
N_{ANT} : number of transmit antennas
N_{SS} : number of spatial streams, The worst case directional gain will occur when N_{SS} = 1

For TX Beamforming:
Directional gain= G_{ANT} + 10 log(N_{ANT}/N_{SS}) = 9.02 dBi

This report shall not be reproduced except in full, without the written approval of UL Verification Services (Guangzhou) Co., Ltd, Song Shan Lake Branch.

5.5. MEASURING INSTRUMENT AND SOFTWARE USED

R&S TS 8997 Test System						
Equipment	Manufacturer	Model No.	Serial No.	Upper Last Cal.	Last Cal.	Due. Date
Power sensor, Power Meter	R&S	OSP120	100921	Apr.02,2022	Mar.31,2023	Mar.30,2024
Vector Signal Generator	R&S	SMBV100A	261637	/	Oct.17, 022	Oct.16,2023
Signal Generator	R&S	SMB100A	178553	/	Oct.17, 022	Oct.16, 2023
Signal Analyzer	R&S	FSV40	101118	/	Oct.17, 022	Oct.16, 2023

Software			
Description	Manufacturer	Name	Version
For R&S TS 8997 Test System	Rohde & Schwarz	EMC 32	10.60.10

This report shall not be reproduced except in full, without the written approval of UL Verification Services (Guangzhou) Co., Ltd, Song Shan Lake Branch.

6. DYNAMIC FREQUENCY SELECTION

6.1. APPLICABILITY OF DFS REQUIREMENTS

Table 1: Applicability of DFS Requirements Prior to Use of a Channel

Requirement	Operational Mode		
	☒ Master	☒ Client Without Radar Detection	☐ Client With Radar Detection
Non-Occupancy Period	Yes	Not required	Yes
DFS Detection Threshold	Yes	Not required	Yes
Channel Availability Check Time	Yes	Not required	Not required
U-NII Detection Bandwidth	Yes	Not required	Yes

Table 2: Applicability of DFS requirements during normal operation

Requirement	Operational Mode	
	☒ Master Device or Client with Radar Detection	☒ Client Without Radar Detection
DFS Detection Threshold	Yes	Not required
Channel Closing Transmission Time	Yes	Yes
Channel Move Time	Yes	Yes
U-NII Detection Bandwidth	Yes	Not required

Additional requirements for devices with multiple bandwidth modes	☒ Master Device or Client with Radar Detection	☒ Client Without Radar Detection
U-NII Detection Bandwidth and Statistical Performance Check	All BW modes must be tested	Not required
Channel Move Time and Channel Closing Transmission Time	Test using widest BW mode available	Test using the widest BW mode available for the link
All other tests	Any single BW mode	Not required
Note: Frequencies selected for statistical performance check should include several frequencies within the radar detection bandwidth and frequencies near the edge of the radar detection bandwidth. For 802.11 devices it is suggested to select frequencies in each of the bonded 20 MHz channels and the channel center frequency.		

This report shall not be reproduced except in full, without the written approval of UL Verification Services (Guangzhou) Co., Ltd, Song Shan Lake Branch.

6.2. LIMITS

(1) DFS Detection Thresholds

Table 3: DFS Detection Thresholds for Master Devices and Client Devices With Radar Detection

Maximum Transmit Power	Value (See Notes 1, 2, and 3)
EIRP ≥ 200 milliwatt	-64 dBm
EIRP < 200 milliwatt and power spectral density < 10 dBm/MHz	-62 dBm
EIRP < 200 milliwatt that do not meet the power spectral density requirement	-64 dBm
Note 1: This is the level at the input of the receiver assuming a 0 dBi receive antenna. Note 2: Throughout these test procedures an additional 1 dB has been added to the amplitude of the test transmission waveforms to account for variations in measurement equipment. This will ensure that the test signal is at or above the detection threshold level to trigger a DFS response. Note3: EIRP is based on the highest antenna gain. For MIMO devices refer to KDB Publication 662911 D01.	

(2) DFS Response Requirements

Table 4: DFS Response Requirement Values

Parameter	Value
Non-occupancy period	Minimum 30 minutes
Channel Availability Check Time	60 seconds
Channel Move Time	10 seconds See Note 1.
Channel Closing Transmission Time	200 milliseconds + an aggregate of 60 milliseconds over remaining 10 second period. See Notes 1 and 2.
U-NII Detection Bandwidth	Minimum 100% of the U-NII 99% transmission power bandwidth. See Note 3.
Note 1: Channel Move Time and the Channel Closing Transmission Time should be performed with Radar Type 0. The measurement timing begins at the end of the Radar Type 0 burst. Note 2: The Channel Closing Transmission Time is comprised of 200 milliseconds starting at the beginning of the Channel Move Time plus any additional intermittent control signals required facilitating a Channel move (an aggregate of 60 milliseconds) during the remainder of the 10 second period. The aggregate duration of control signals will not count quiet periods in between transmissions. Note 3: During the U-NII Detection Bandwidth detection test, radar type 0 should be used. For each frequency step the minimum percentage of detection is 90 percent. Measurements are performed with no data traffic.	

This report shall not be reproduced except in full, without the written approval of UL Verification Services (Guangzhou) Co., Ltd, Song Shan Lake Branch.

6.3. PARAMETERS OF RADAR TEST WAVEFORMS

This section provides the parameters for required test waveforms, minimum percentage of successful detections, and the minimum number of trials that must be used for determining DFS conformance. Step intervals of 0.1 microsecond for Pulse Width, 1 microsecond for PRI, 1 MHz for chirp width and 1 for the number of pulses will be utilized for the random determination of specific test waveforms.

Table 5 Short Pulse Radar Test Waveforms

Radar Type	Pulse Width (µsec)	PRI (µsec)	Number of Pulses	Minimum Percentage of Successful Detection	Minimum Number of Trials
0	1	1428	18	See Note 1	See Note 1
1	1	Test A	$\text{Roundup}\left\{\left(\frac{1}{360}\right)\cdot\left(\frac{19\cdot 10^6}{\text{PRI}_{\mu sec}}\right)\right\}$	60%	30
		Test B			
2	1-5	150-230	23-29	60%	30
3	6-10	200-500	16-18	60%	30
4	11-20	200-500	12-16	60%	30
Aggregate (Radar Types 1-4)				80%	120

Note 1: Short Pulse Radar Type 0 should be used for the detection bandwidth test, channel move time, and channel closing time tests.
Test A: 15 unique PRI values randomly selected from the list of 23 PRI values in Table 5a
Test B: 15 unique PRI values randomly selected within the range of 518-3066 µsec, with a minimum increment of 1 µsec, excluding PRI values selected in Test A

A minimum of 30 unique waveforms are required for each of the Short Pulse Radar Types 2 through 4. If more than 30 waveforms are used for Short Pulse Radar Types 2 through 4, then each additional waveform must also be unique and not repeated from the previous waveforms. If more than 30 waveforms are used for Short Pulse Radar Type 1, then each additional waveform is generated with Test B and must also be unique and not repeated from the previous waveforms in Tests A or B. Test aggregate is average of the percentage of successful detections of short pulse radar types 1-4.

This report shall not be reproduced except in full, without the written approval of UL Verification Services (Guangzhou) Co., Ltd, Song Shan Lake Branch.

Long Pulse Radar Test Waveform

Radar Type	Pulse Width (µsec)	Chirp Width (MHz)	PRI (µsec)	Number of Pulses per Burst	Number of Bursts	Minimum Percentage of Successful Detection	Minimum Number of Trials
5	50-100	5-20	1000-2000	1-3	8-20	80%	30

The parameters for this waveform are randomly chosen. Thirty unique waveforms are required for the Long Pulse Radar Type waveforms. If more than 30 waveforms are used for the Long Pulse Radar Type waveforms, then each additional waveform must also be unique and not repeated from the previous waveforms.

Frequency Hopping Radar Test Waveform

Radar Type	Pulse Width (µsec)	Chirp Width (MHz)	PRI (µsec)	Number of Pulses per Burst	Number of Bursts	Minimum Percentage of Successful Detection	Minimum Number of Trials
6	1	333	9	0.333	300	70%	30

For the Frequency Hopping Radar Type, the same Burst parameters are used for each waveform. The hopping sequence is different for each waveform and a 100-length segment is selected from the hopping sequence defined by the following algorithm: 4.
The first frequency in a hopping sequence is selected randomly from the group of 475 integer frequencies from 5250 – 5724MHz. Next, the frequency that was just chosen is removed from the group and a frequency is randomly selected from the remaining 474 frequencies in the group. This process continues until all 475 frequencies are chosen for the set. For selection of a random frequency, the frequencies remaining within the group are always treated as equally likely.

This report shall not be reproduced except in full, without the written approval of UL Verification Services (Guangzhou) Co., Ltd, Song Shan Lake Branch.

6.4. TEST SETUP

Setup for Master with injection at the Master.

7.2.1 Setup for Master with injection at the Master

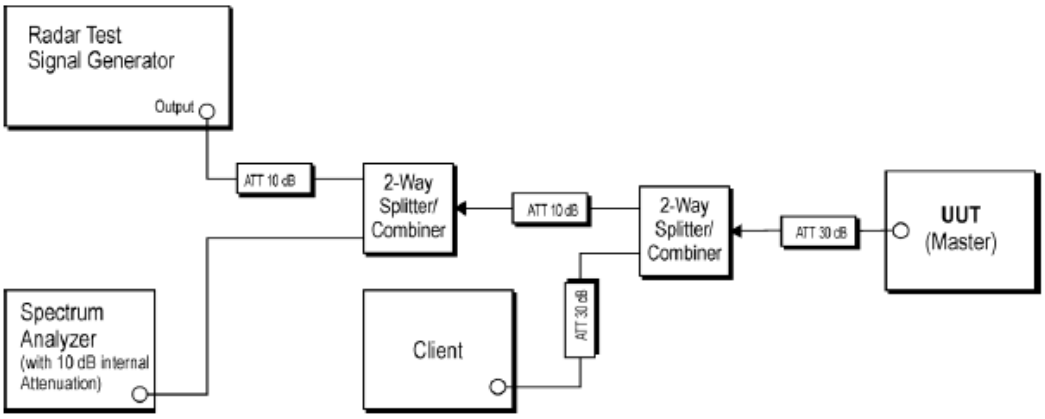

Figure 2: Example Conducted Setup where UUT is a Master and Radar Test Waveforms are injected into the Master

Note:
1. For client without radar detection function, only Channel Move Time, Channel Closing Transmission Time and Non-Occupancy Period are required to perform.

2. For Mesh mode, only Statistical Performance Check on one of the radar types is required to perform.

Support Equipment

Item	Equipment	Brand Name	Model Name	Remarks
1	Laptop	Lenovo	Legion Y7000P IAH7	/
2	SWITCHING POWER SUPPLY	tp-link	T150500-2-DT	Input: AC 100-240 V, 50 / 60 Hz, 2.0 A Output: DC 15.0 V, 5.0 A, 75.0W

6.5. TEST PROCEDURE

Please refer to KDB 905462 D02 UNII DFS Compliance Procedures New Rules v02 Clause 7.8.

This report shall not be reproduced except in full, without the written approval of UL Verification Services (Guangzhou) Co., Ltd, Song Shan Lake Branch.

7. TEST RESULT FOR MADTER MODE

7.1. Appendix A: DFS Detection Thresholds

7.1.1. Test Result

Test Mode	Frequency[MHz]	Radar Type	Result	Limit[dbm]	Verdict
11BE20MIMO	5320	Type0	-64.49	-61.00	PASS
		Type1	-64.34	-61.00	PASS
		Type2	-64.42	-61.00	PASS
		Type3	-64.34	-61.00	PASS
		Type4	-64.23	-61.00	PASS
		Type5	-64.90	-61.00	PASS
		Type6	-65.12	-61.00	PASS
11BE40MIMO	5310	Type0	-65.10	-59.00	PASS
		Type1	-64.36	-59.00	PASS
		Type2	-65.24	-59.00	PASS
		Type3	-64.37	-59.00	PASS
		Type4	-64.36	-59.00	PASS
		Type5	-64.72	-59.00	PASS
		Type6	-65.54	-59.00	PASS
11BE80MIMO	5290	Type0	-64.73	-59.00	PASS
		Type1	-64.67	-59.00	PASS
		Type2	-64.14	-59.00	PASS
		Type3	-64.21	-59.00	PASS
		Type4	-64.45	-59.00	PASS
		Type5	-64.97	-59.00	PASS
		Type6	-64.81	-59.00	PASS
11BE160MIMO	5250	Type0	-64.84	-59.00	PASS
		Type1	-65.01	-59.00	PASS
		Type2	-64.17	-59.00	PASS
		Type3	-64.02	-59.00	PASS
		Type4	-64.09	-59.00	PASS
		Type5	-64.69	-59.00	PASS
		Type6	-65.13	-59.00	PASS

This report shall not be reproduced except in full, without the written approval of UL Verification Services (Guangzhou) Co., Ltd, Song Shan Lake Branch.

7.1.2. Test Graphs

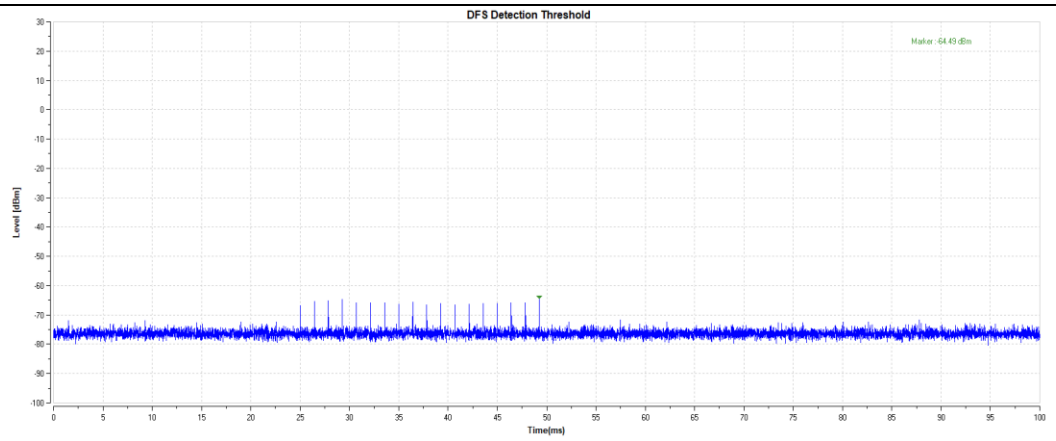

11BE20MIMO_5320_Type0

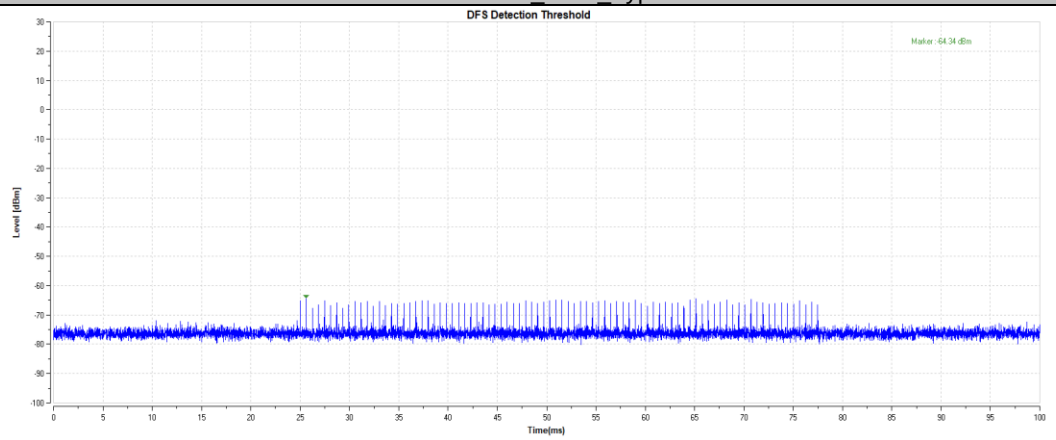

11BE20MIMO_5320_Type1

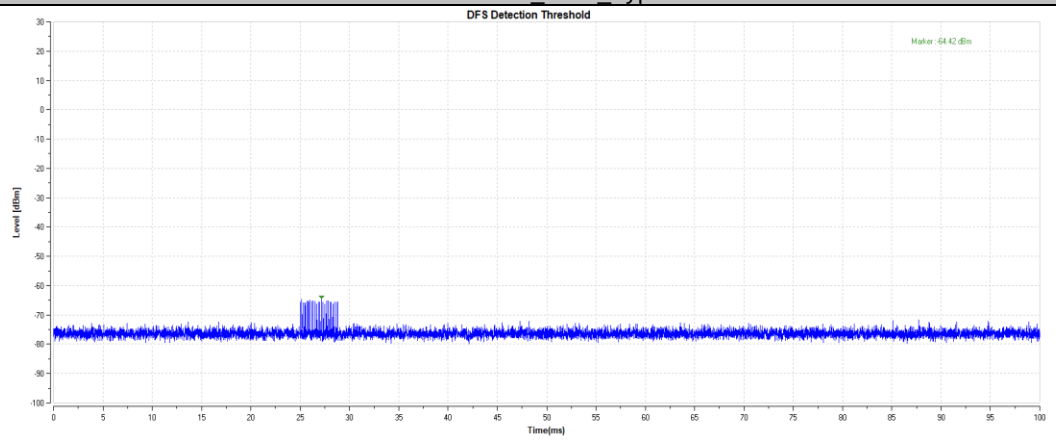

11BE20MIMO_5320_Type2

This report shall not be reproduced except in full, without the written approval of UL Verification Services (Guangzhou) Co., Ltd, Song Shan Lake Branch.

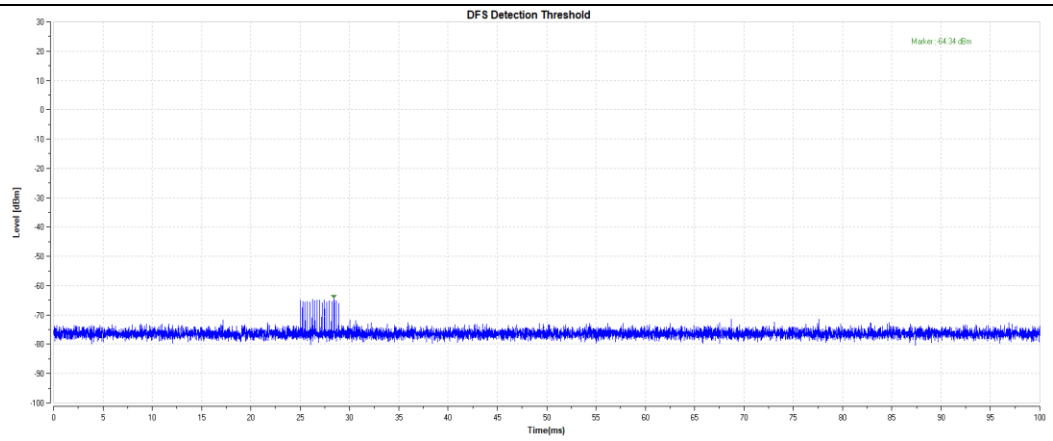

11BE20MIMO_5320_Type3

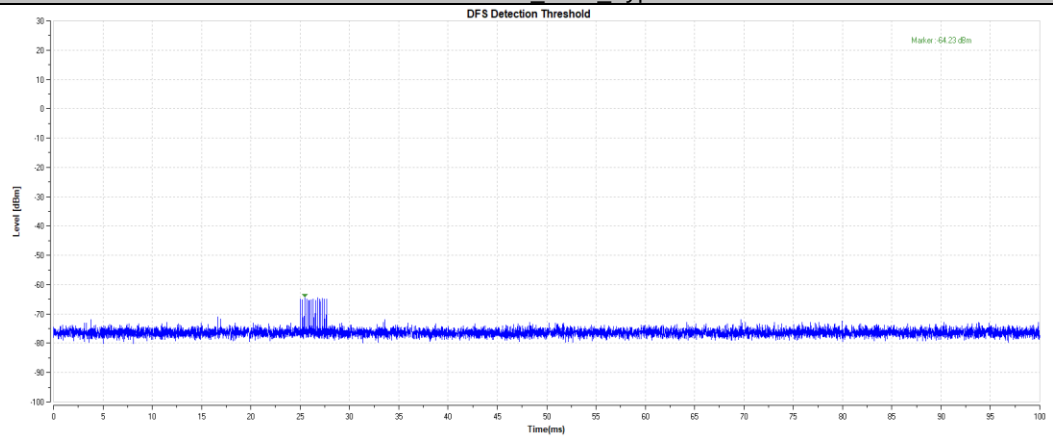

11BE20MIMO_5320_Type4

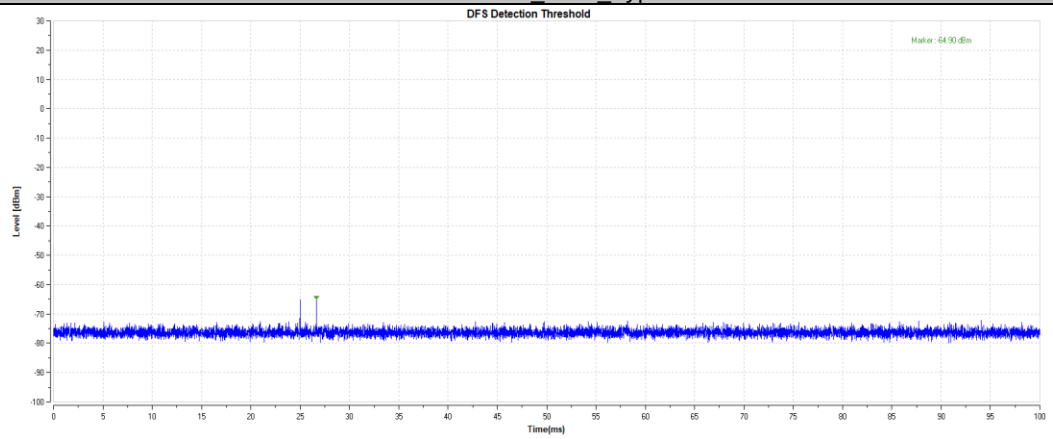

11BE20MIMO_5320_Type5

This report shall not be reproduced except in full, without the written approval of UL Verification Services (Guangzhou) Co., Ltd, Song Shan Lake Branch.

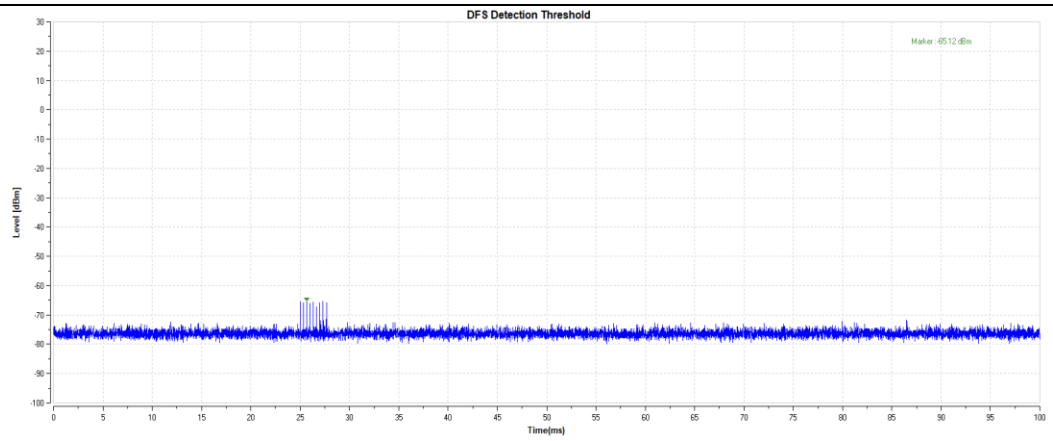

11BE20MIMO_5320_Type6

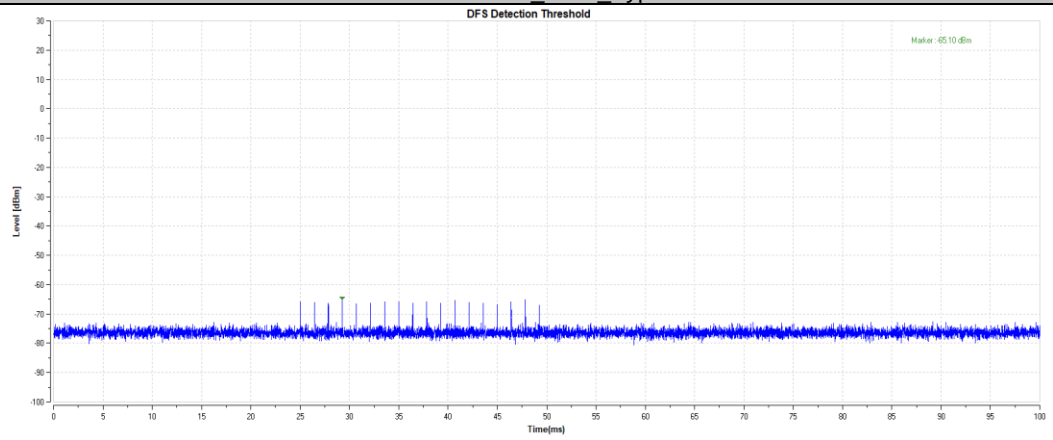

11BE40MIMO_5310_Type0

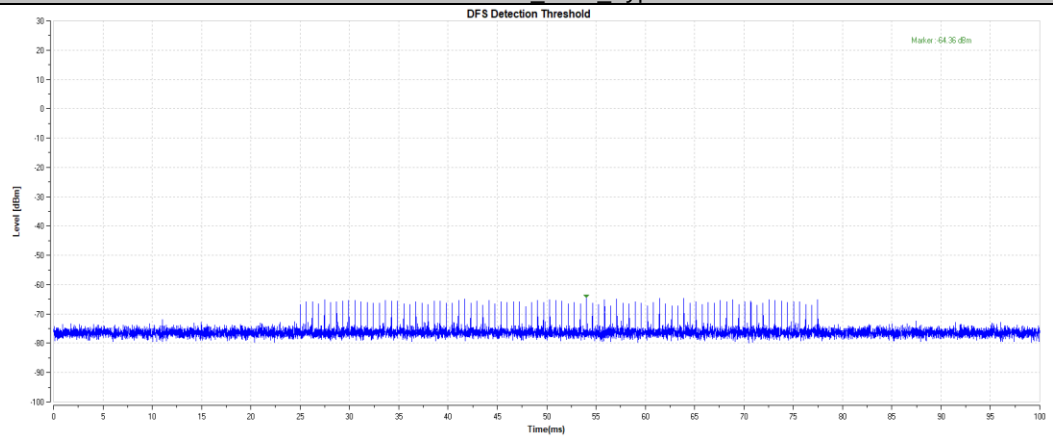

11BE40MIMO_5310_Type1

This report shall not be reproduced except in full, without the written approval of UL Verification Services (Guangzhou) Co., Ltd, Song Shan Lake Branch.

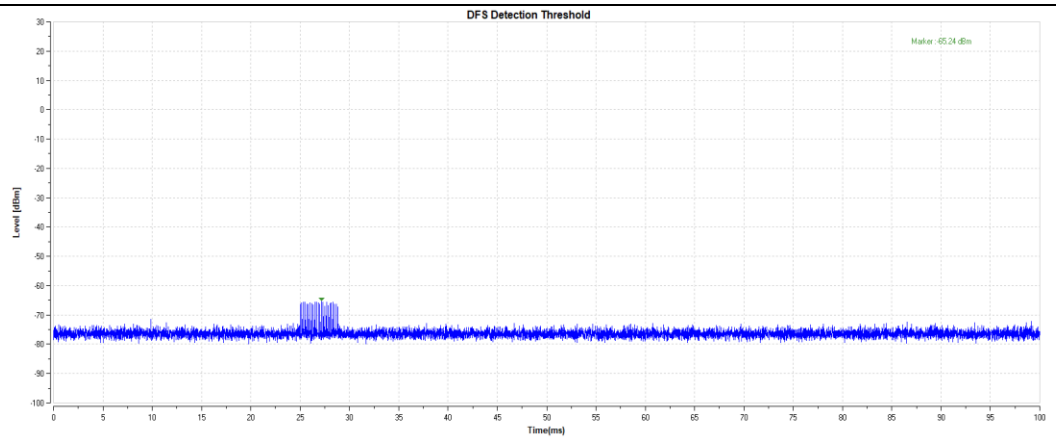

11BE40MIMO_5310_Type2

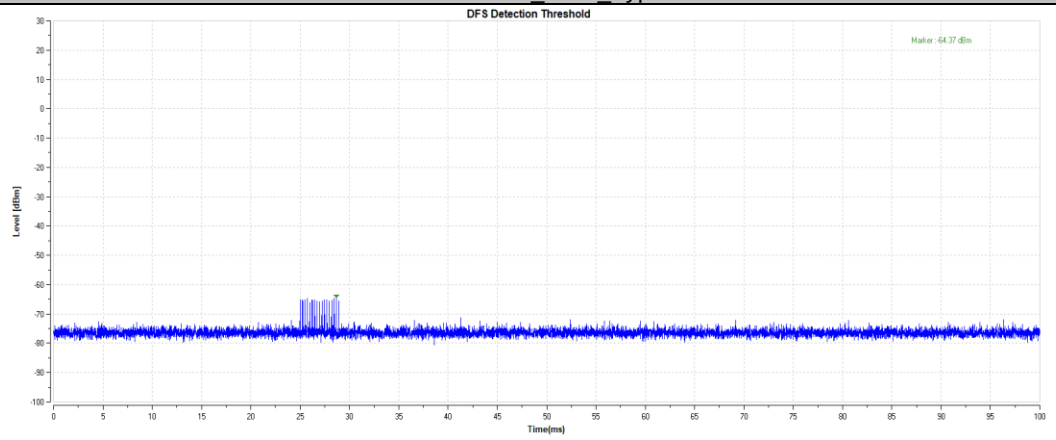

11BE40MIMO_5310_Type3

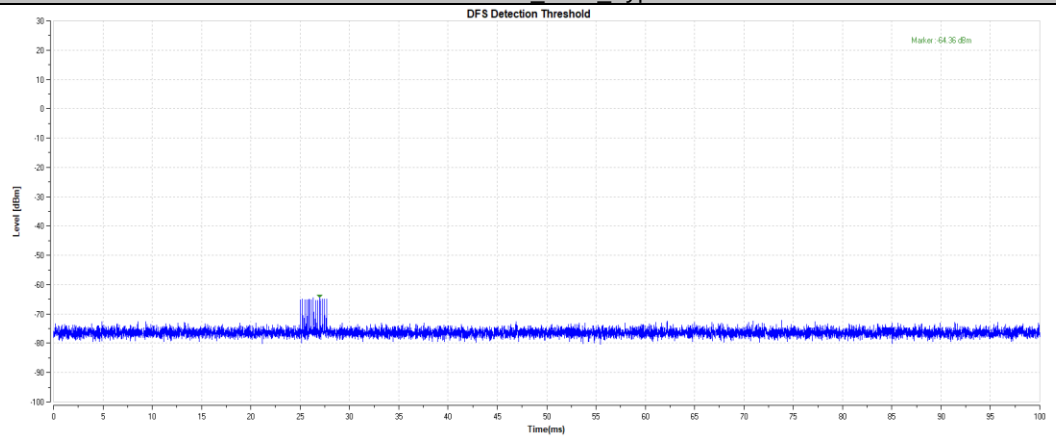

11BE40MIMO_5310_Type4

This report shall not be reproduced except in full, without the written approval of UL Verification Services (Guangzhou) Co., Ltd, Song Shan Lake Branch.

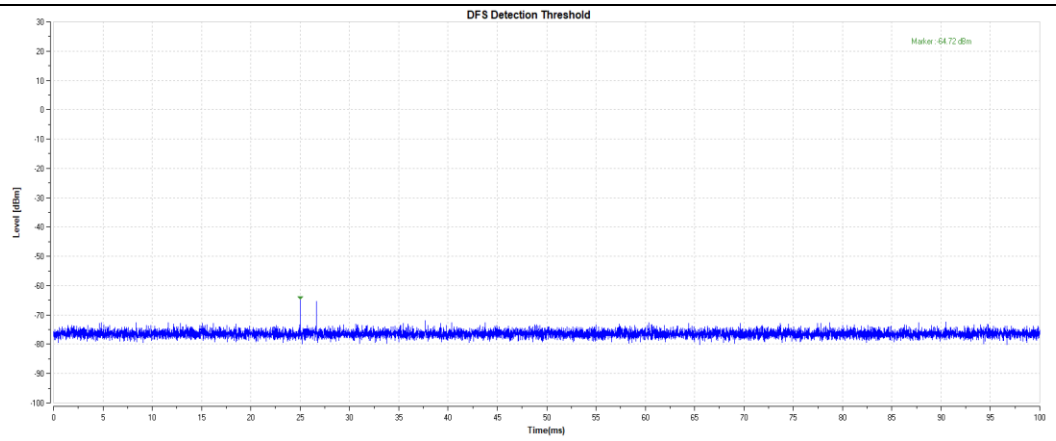

11BE40MIMO_5310_Type5

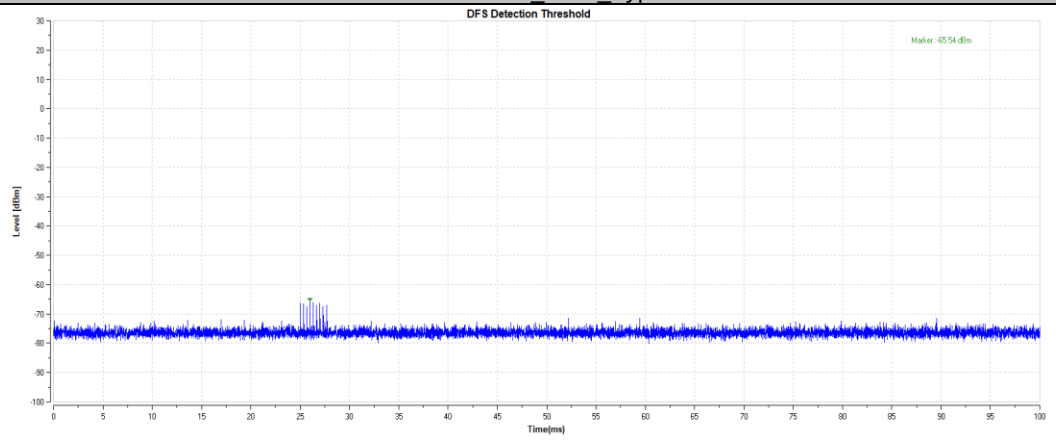

11BE40MIMO_5310_Type6

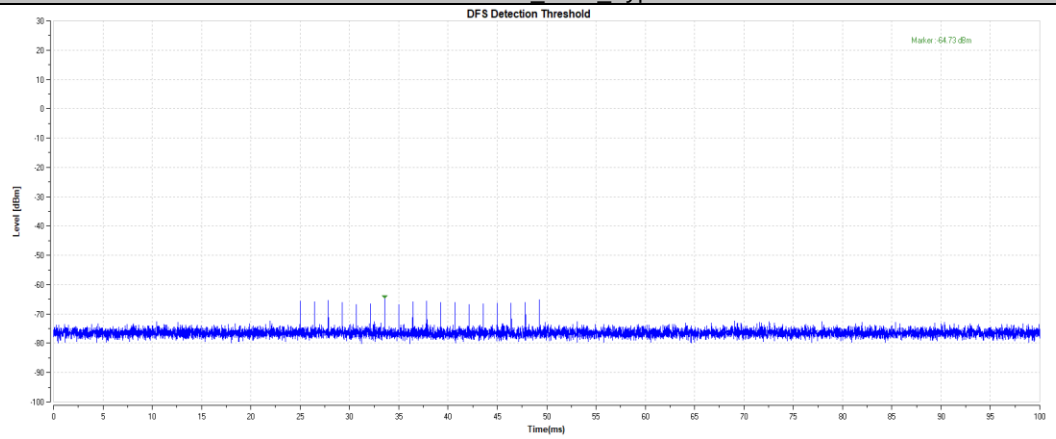

11BE80MIMO_5290_Type0

This report shall not be reproduced except in full, without the written approval of UL Verification Services (Guangzhou) Co., Ltd, Song Shan Lake Branch.

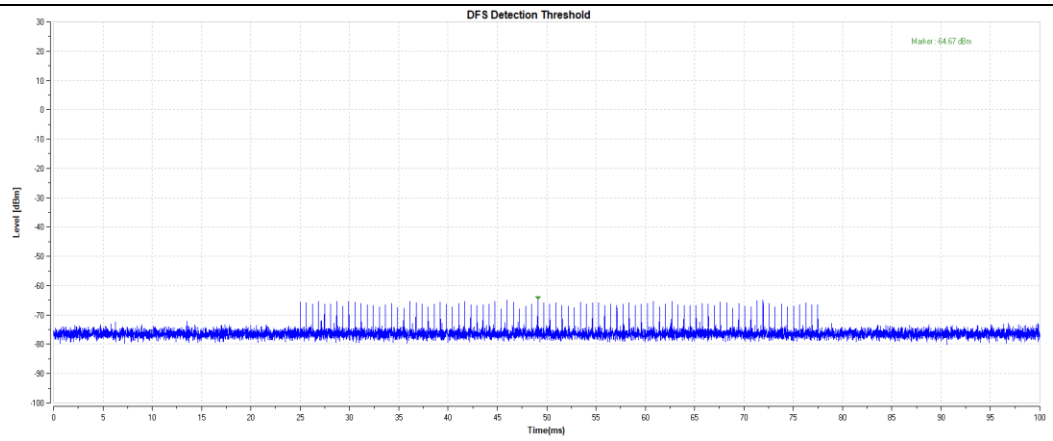

11BE80MIMO_5290_Type1

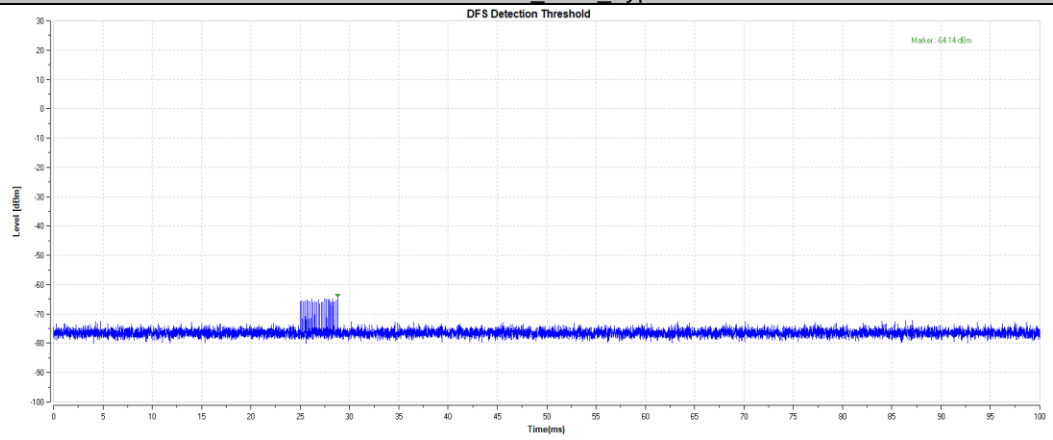

11BE80MIMO_5290_Type2

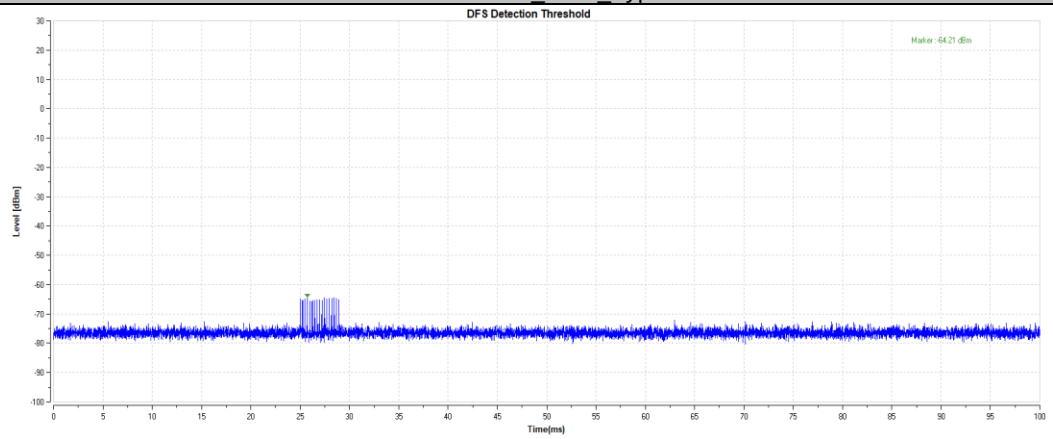

11BE80MIMO_5290_Type3

This report shall not be reproduced except in full, without the written approval of UL Verification Services (Guangzhou) Co., Ltd, Song Shan Lake Branch.

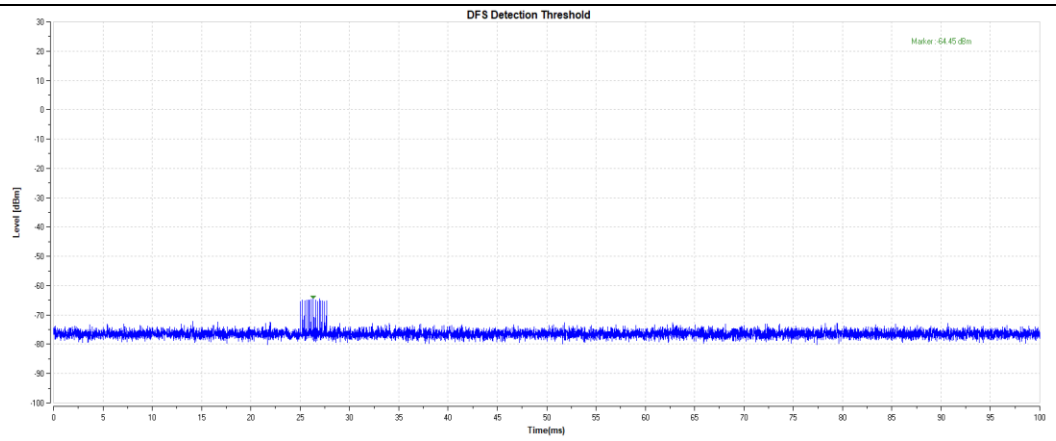

11BE80MIMO_5290_Type4

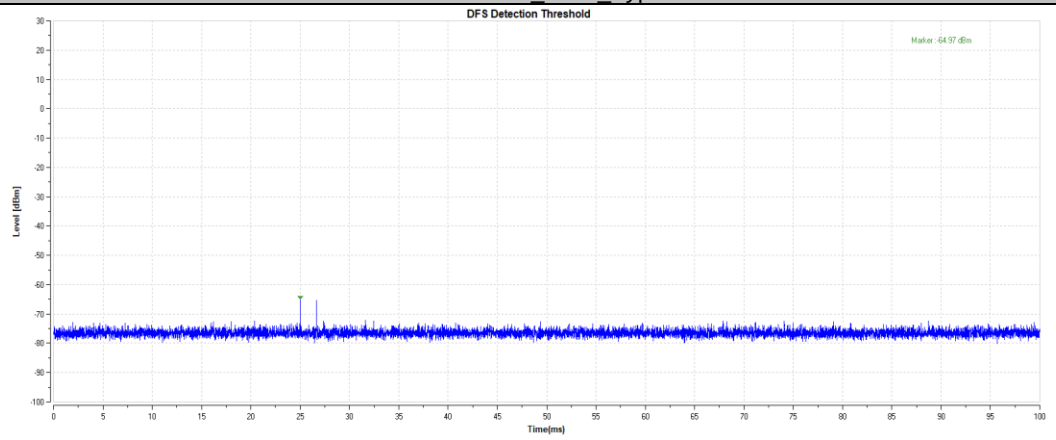

11BE80MIMO_5290_Type5

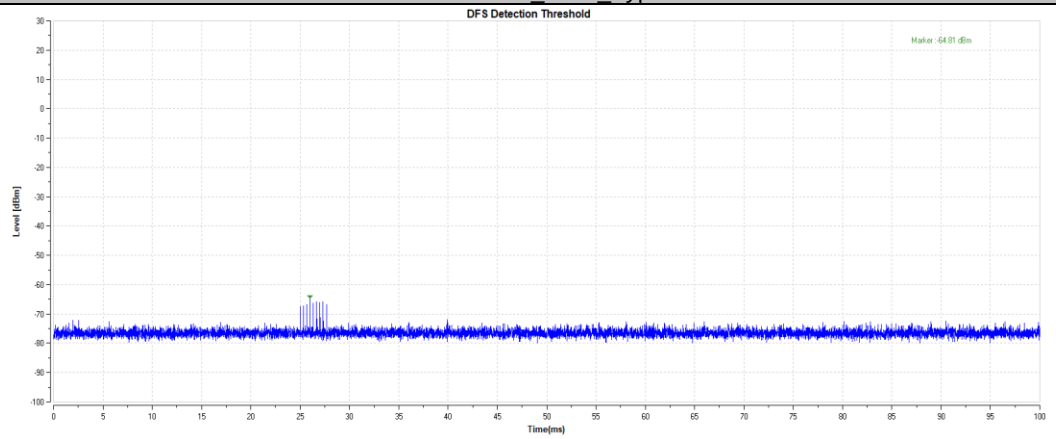

11BE80MIMO_5290_Type6

This report shall not be reproduced except in full, without the written approval of UL Verification Services (Guangzhou) Co., Ltd, Song Shan Lake Branch.

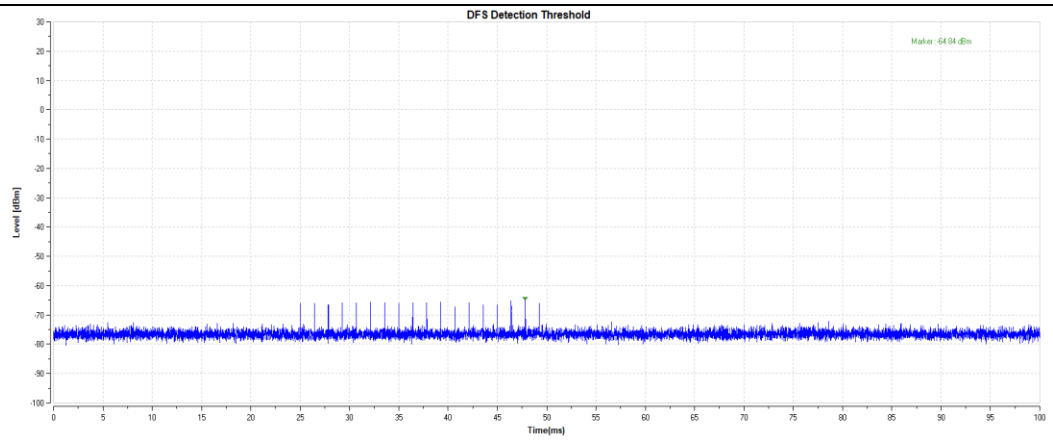

11BE160MIMO_5250_Type0

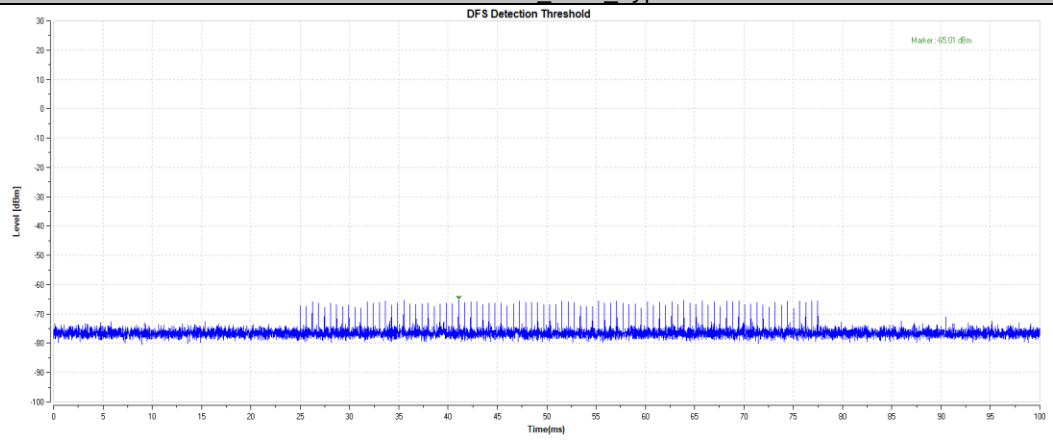

11BE160MIMO_5250_Type1

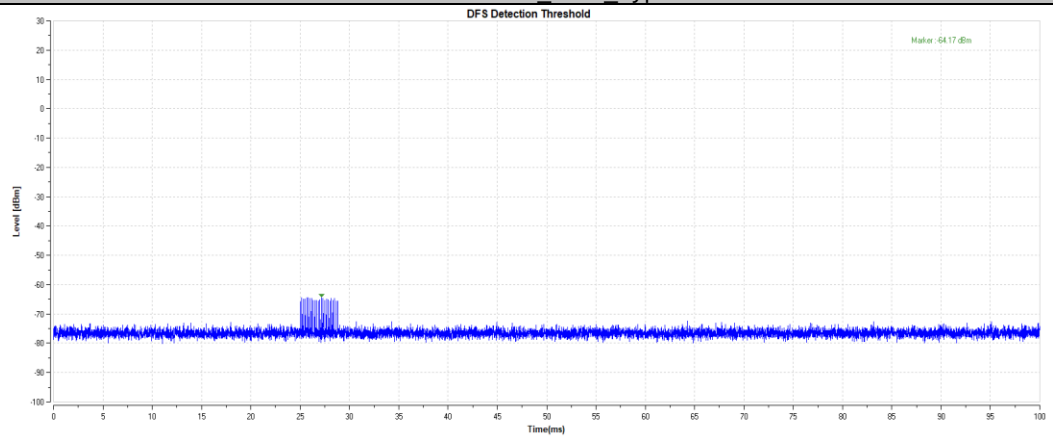

11BE160MIMO_5250_Type2

This report shall not be reproduced except in full, without the written approval of UL Verification Services (Guangzhou) Co., Ltd, Song Shan Lake Branch.

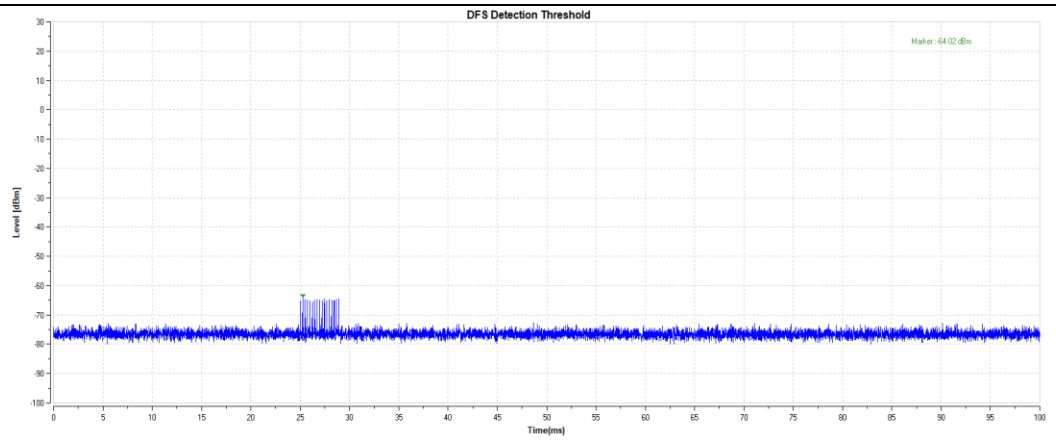

11BE160MIMO_5250_Type3

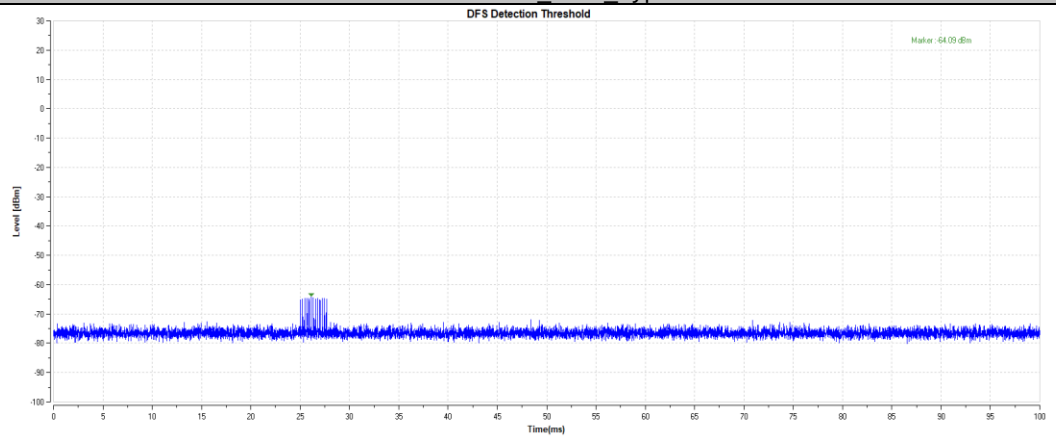

11BE160MIMO_5250_Type4

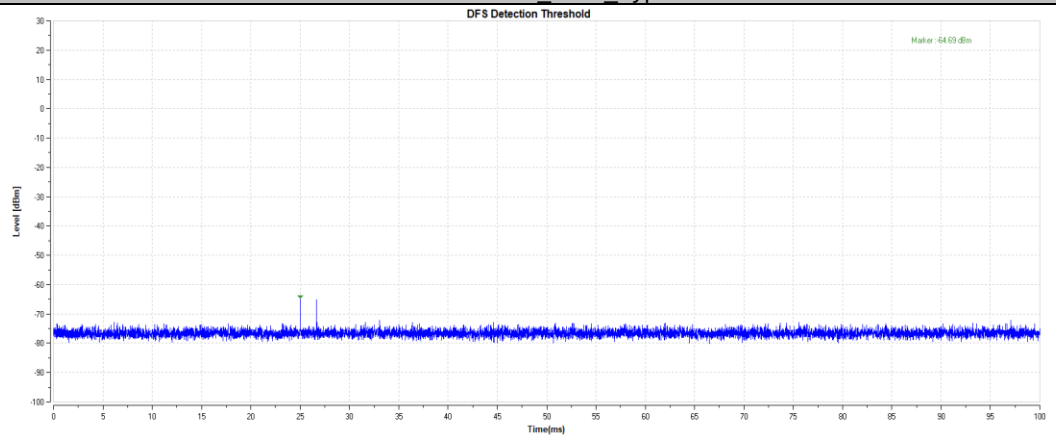

11BE160MIMO_5250_Type5

This report shall not be reproduced except in full, without the written approval of UL Verification Services (Guangzhou) Co., Ltd, Song Shan Lake Branch.

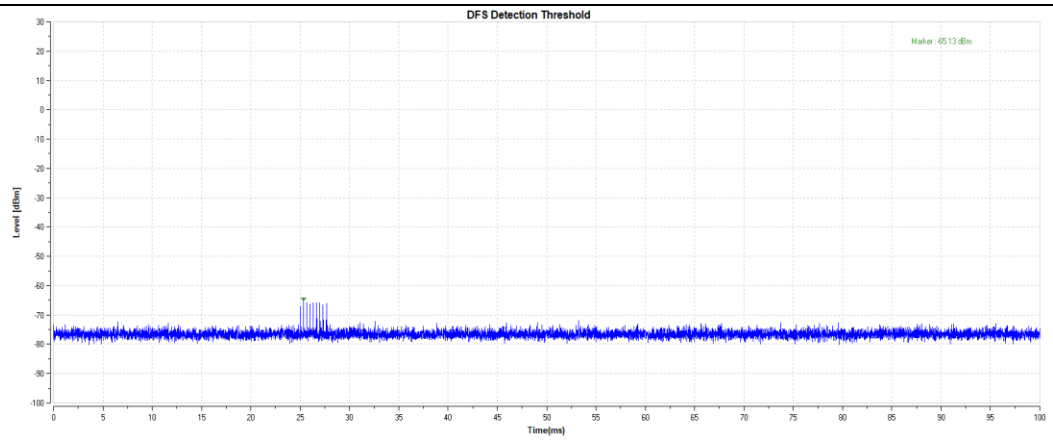

11BE160MIMO_5250_Type6

This report shall not be reproduced except in full, without the written approval of UL Verification Services (Guangzhou) Co., Ltd, Song Shan Lake Branch.

7.2. Appendix B: Channel Availability Check Time

7.2.1. Test Result

Test Mode	Frequency[MHz]	Result	Verdict
11BE20MIMO	5320	See test Graph	PASS
11BE160MIMO	5250	See test Graph	PASS

Test Mode	Frequency[MHz]	Result	Verdict
11BE20MIMO	5320	See test Graph	PASS
11BE160MIMO	5250	See test Graph	PASS

Test Mode	Frequency[MHz]	Result	Verdict
11BE20MIMO	5320	See test Graph	PASS
11BE160MIMO	5250	See test Graph	PASS

Note: All the test modes have been tested, only the worst data recorded in the report.

This report shall not be reproduced except in full, without the written approval of UL Verification Services (Guangzhou) Co., Ltd, Song Shan Lake Branch.

7.2.2. Test Graphs

Initial Channel Availability Check Time

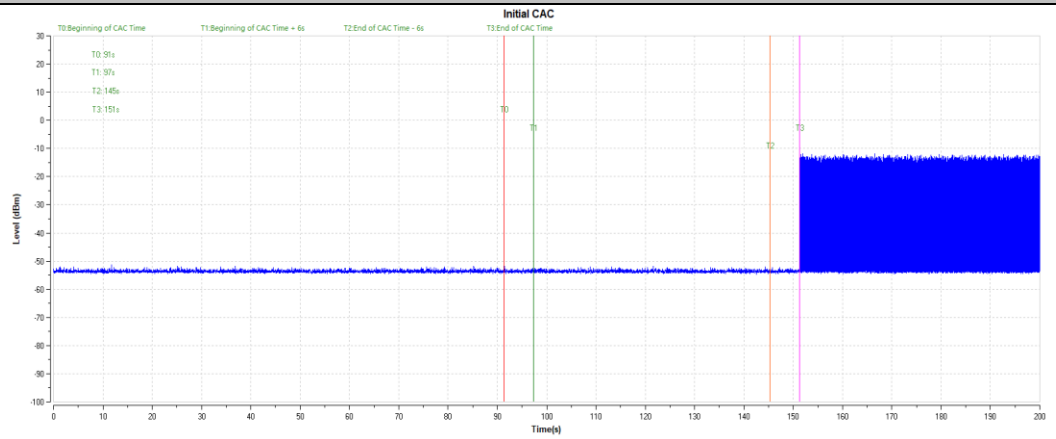

11BE20MIMO_5320

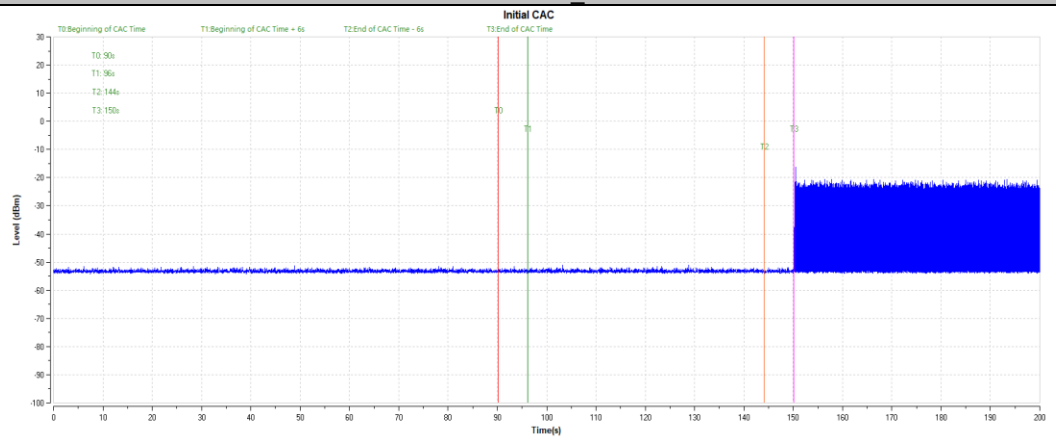

11BE160MIMO_5250

This report shall not be reproduced except in full, without the written approval of UL Verification Services (Guangzhou) Co., Ltd, Song Shan Lake Branch.

Beginning of Channel Availability Check Time
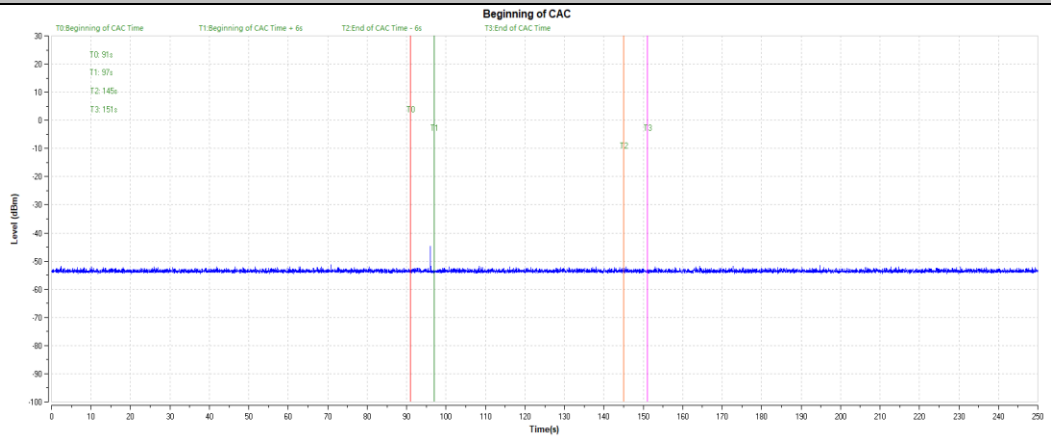
11BE20MIMO_5320
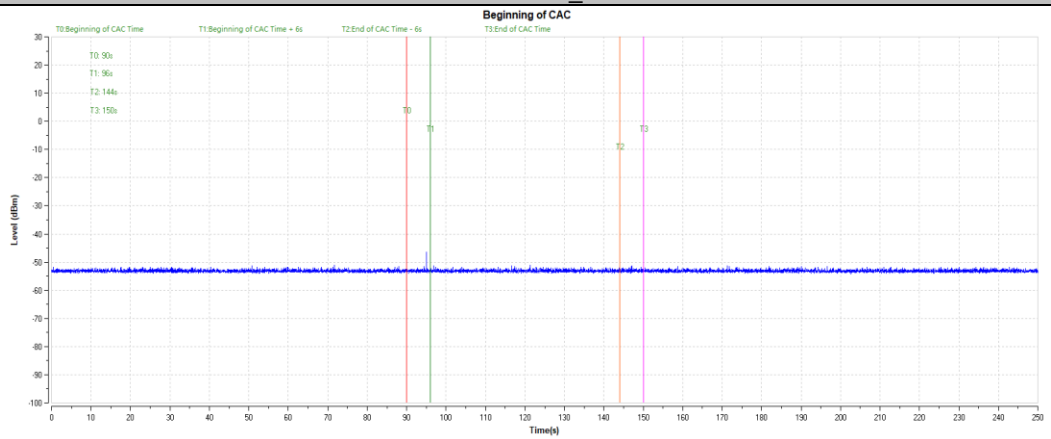
11BE160MIMO_5250

This report shall not be reproduced except in full, without the written approval of UL Verification Services (Guangzhou) Co., Ltd, Song Shan Lake Branch.

End of Channel Availability Check Time
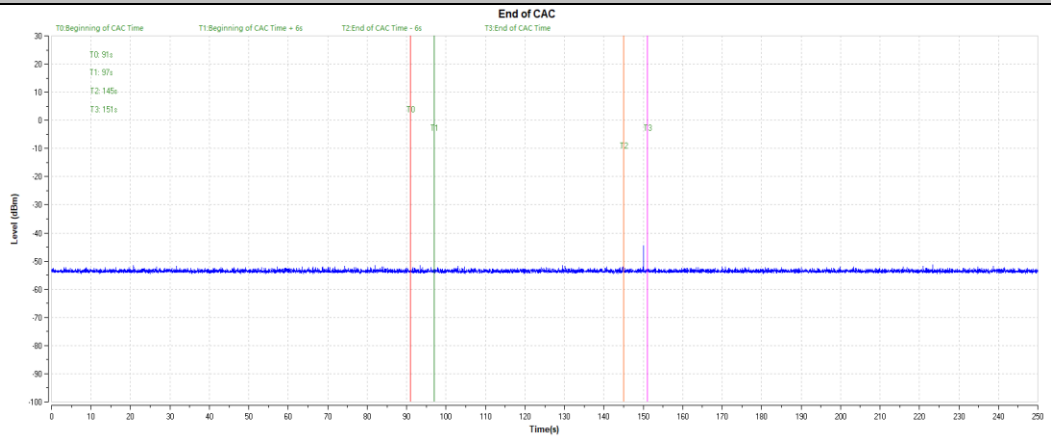
11BE20MIMO_5320
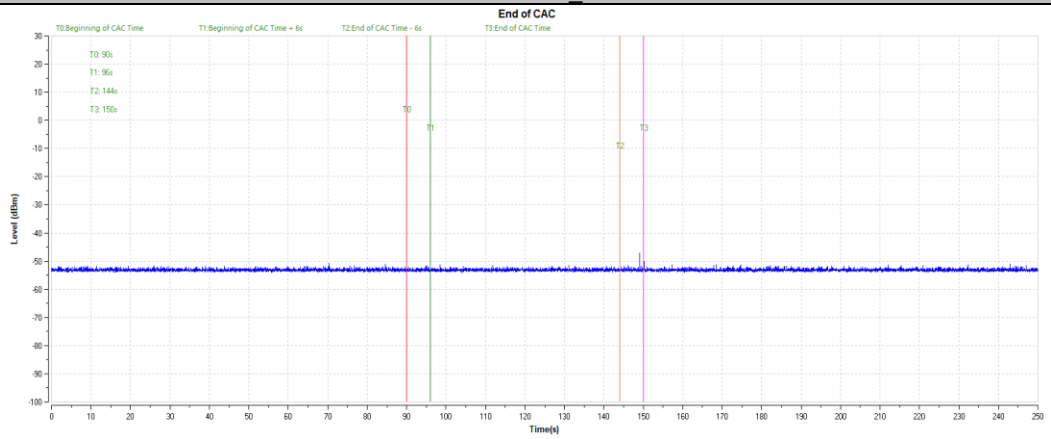
11BE160MIMO_5250

Note: All the test modes have been tested, only the worst data recorded in the report.

This report shall not be reproduced except in full, without the written approval of UL Verification Services (Guangzhou) Co., Ltd, Song Shan Lake Branch.

7.3. Appendix C: Channel Move Time and Channel Closing Transmission Time

7.3.1. Test Result

Test Mode	Frequency[MHz]	CCT[ms]	Limit[ms]	CMT[ms]	Limit[ms]	Verdict
11BE160MIMO	5250	200+7.8	200+60	478.1	10000	PASS

Note: All the test modes have been tested, only the worst data recorded in the report.

This report shall not be reproduced except in full, without the written approval of UL Verification Services (Guangzhou) Co., Ltd, Song Shan Lake Branch.

7.3.2. Test Graphs

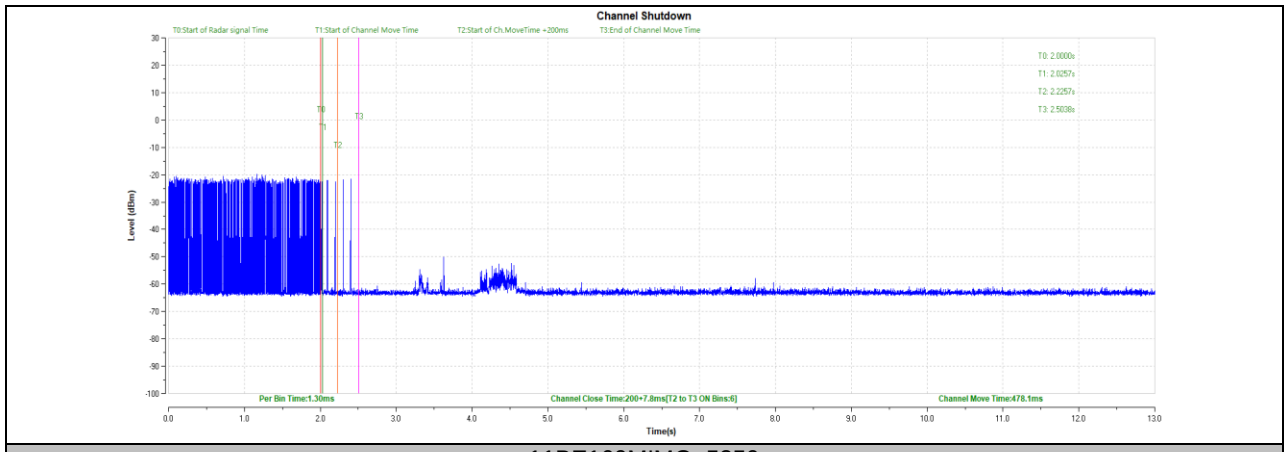

11BE160MIMO_5250

Note: All the test modes have been tested, only the worst data recorded in the report.

This report shall not be reproduced except in full, without the written approval of UL Verification Services (Guangzhou) Co., Ltd, Song Shan Lake Branch.

7.4. Appendix D: Non-Occupancy Period

7.4.1. Test Result

Test Mode	Channel	Result	Limit[s]	Verdict
11BE160MIMO	5250	see test graph	≥1800	PASS

Note: All the test modes have been tested, only the worst data recorded in the report.

This report shall not be reproduced except in full, without the written approval of UL Verification Services (Guangzhou) Co., Ltd, Song Shan Lake Branch.

7.4.2. Test Graphs

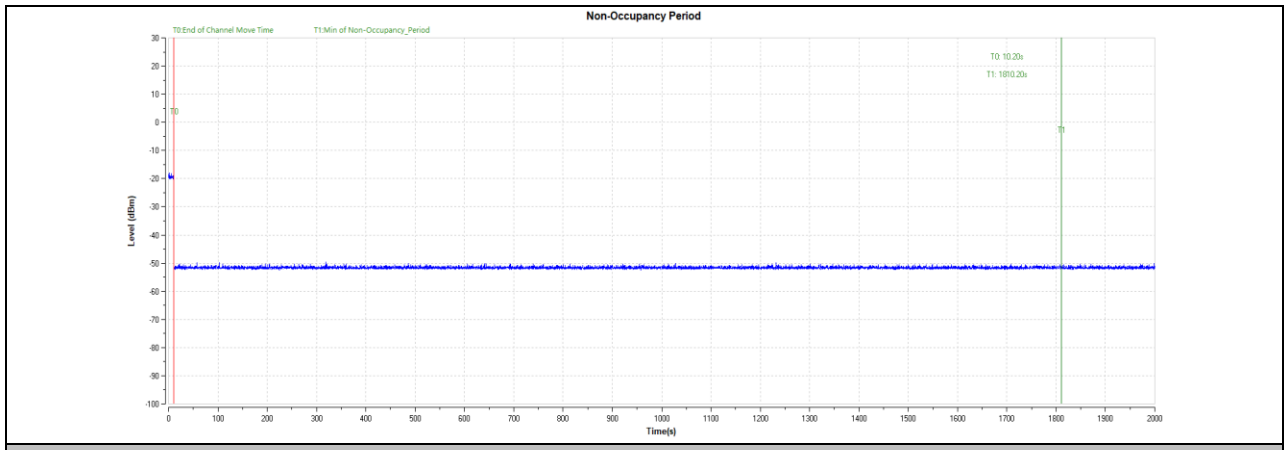

11BE160MIMO_5250

Note: All the test modes have been tested, only the worst data recorded in the report.

This report shall not be reproduced except in full, without the written approval of UL Verification Services (Guangzhou) Co., Ltd, Song Shan Lake Branch.

7.5. Appendix E: U-NII Detection Bandwidth

7.5.1. Test Result

DFS U-NII Detection Bandwidth (5320 MHz; 20 MHz)

Test according to FCC title 47 part 15 §15.407(h), KDB 905462 D02 U-NII DFS Compliance Procedures New Rules v02

Measurement Summary

DUT Frequency (MHz)	Radar Type No.	Measured Detection Bandwidth (MHz)	99% Transmission power Bandwidth (MHz)	Overall Result	Overall Comment
5320.000000	0	20.000000	19.298000	PASS	

Detection Bandwidth Detailed Results

Check Frequency (MHz)	Detection count	Percentage of Detection	Minimum Limit	Single Measurement Result	Single Measurement Comment
5305.000000	0 of 10	0 %	90%	FAIL	
5309.000000	0 of 10	0 %	90%	FAIL	
5310.000000	10 of 10	100 %	90%	PASS	Lower Limit
5315.000000	10 of 10	100 %	90%	PASS	
5320.000000	10 of 10	100 %	90%	PASS	
5325.000000	10 of 10	100 %	90%	PASS	
5330.000000	10 of 10	100 %	90%	PASS	Upper Limit
5331.000000	0 of 10	0 %	90%	FAIL	
5335.000000	0 of 10	0 %	90%	FAIL	

This report shall not be reproduced except in full, without the written approval of UL Verification Services (Guangzhou) Co., Ltd, Song Shan Lake Branch.

DFS U-NII Detection Bandwidth (5310 MHz; 40 MHz)

Test according to FCC title 47 part 15 §15.407(h), KDB 905462 D02 U-NII DFS Compliance Procedures New Rules v02

Measurement Summary

DUT Frequency (MHz)	Radar Type No.	Measured Detection Bandwidth (MHz)	99% Transmission power Bandwidth (MHz)	Overall Result	Overall Comment
5310.000000	0	40.000000	38.542000	PASS	

Detection Bandwidth Detailed Results

Check Frequency (MHz)	Detection count	Percentage of Detection	Minimum Limit	Single Measurement Result	Single Measurement Comment
5285.000000	0 of 10	0 %	90%	FAIL	
5289.000000	0 of 10	0 %	90%	FAIL	
5290.000000	10 of 10	100 %	90%	PASS	Lower Limit
5295.000000	10 of 10	100 %	90%	PASS	
5300.000000	10 of 10	100 %	90%	PASS	
5305.000000	10 of 10	100 %	90%	PASS	
5310.000000	10 of 10	100 %	90%	PASS	
5315.000000	10 of 10	100 %	90%	PASS	
5320.000000	10 of 10	100 %	90%	PASS	
5325.000000	10 of 10	100 %	90%	PASS	
5330.000000	10 of 10	100 %	90%	PASS	Upper Limit
5331.000000	0 of 10	0 %	90%	FAIL	
5335.000000	0 of 10	0 %	90%	FAIL	

This report shall not be reproduced except in full, without the written approval of UL Verification Services (Guangzhou) Co., Ltd, Song Shan Lake Branch.

DFS U-NII Detection Bandwidth (5290 MHz; 80 MHz)

Test according to FCC title 47 part 15 §15.407(h), KDB 905462 D02 U-NII DFS Compliance Procedures New Rules v02

Measurement Summary

DUT Frequency (MHz)	Radar Type No.	Measured Detection Bandwidth (MHz)	99% Transmission power Bandwidth (MHz)	Overall Result	Overall Comment
5290.000000	0	80.000000	78.615000	PASS	

Detection Bandwidth Detailed Results

Check Frequency (MHz)	Detection count	Percentage of Detection	Minimum Limit	Single Measurement Result	Single Measurement Comment
5245.000000	0 of 10	0 %	90%	FAIL	
5249.000000	0 of 10	0 %	90%	FAIL	
5250.000000	10 of 10	100 %	90%	PASS	Lower Limit
5255.000000	10 of 10	100 %	90%	PASS	
5260.000000	10 of 10	100 %	90%	PASS	
5265.000000	10 of 10	100 %	90%	PASS	
5270.000000	10 of 10	100 %	90%	PASS	
5275.000000	10 of 10	100 %	90%	PASS	
5280.000000	10 of 10	100 %	90%	PASS	
5285.000000	10 of 10	100 %	90%	PASS	
5290.000000	10 of 10	100 %	90%	PASS	
5295.000000	10 of 10	100 %	90%	PASS	
5300.000000	10 of 10	100 %	90%	PASS	
5305.000000	10 of 10	100 %	90%	PASS	
5310.000000	10 of 10	100 %	90%	PASS	
5315.000000	10 of 10	100 %	90%	PASS	
5320.000000	10 of 10	100 %	90%	PASS	
5325.000000	10 of 10	100 %	90%	PASS	
5330.000000	10 of 10	100 %	90%	PASS	Upper Limit
5331.000000	0 of 10	0 %	90%	FAIL	
5335.000000	0 of 10	0 %	90%	FAIL	

This report shall not be reproduced except in full, without the written approval of UL Verification Services (Guangzhou) Co., Ltd, Song Shan Lake Branch.

DFS U-NII Detection Bandwidth (5250 MHz; 160 MHz)

Test according to FCC title 47 part 15 §15.407(h), KDB 905462 D02 U-NII DFS Compliance Procedures New Rules v02

Measurement Summary

DUT Frequency (MHz)	Radar Type No.	Measured Detection Bandwidth (MHz)	99% Transmission power Bandwidth (MHz)	Overall Result	Overall Comment
5250.000000	0	80.000000	79.518000	Pass	

Detection Bandwidth Detailed Results

Check Frequency (MHz)	Detection count	Percentage of Detection	Minimum Limit	Single Measurement Result	Single Measurement Comment
5245.000000	0 of 10	0 %	90%	FAIL	
5249.000000	0 of 10	0 %	90%	FAIL	
5250.000000	10 of 10	100 %	90%	PASS	Lower Limit
5255.000000	10 of 10	100 %	90%	PASS	
5260.000000	10 of 10	100 %	90%	PASS	
5265.000000	10 of 10	100 %	90%	PASS	
5270.000000	10 of 10	100 %	90%	PASS	
5275.000000	10 of 10	100 %	90%	PASS	
5280.000000	10 of 10	100 %	90%	PASS	
5285.000000	10 of 10	100 %	90%	PASS	
5290.000000	10 of 10	100 %	90%	PASS	
5295.000000	10 of 10	100 %	90%	PASS	
5300.000000	10 of 10	100 %	90%	PASS	
5305.000000	10 of 10	100 %	90%	PASS	
5310.000000	10 of 10	100 %	90%	PASS	
5315.000000	10 of 10	100 %	90%	PASS	
5320.000000	10 of 10	100 %	90%	PASS	
5325.000000	10 of 10	100 %	90%	PASS	
5330.000000	10 of 10	100 %	90%	PASS	Upper Limit
5331.000000	0 of 10	0 %	90%	FAIL	
5335.000000	0 of 10	0 %	90%	FAIL	

Note: All the test modes have been tested, only the worst data recorded in the report.

This report shall not be reproduced except in full, without the written approval of UL Verification Services (Guangzhou) Co., Ltd, Song Shan Lake Branch.

7.6. Appendix F: Statistical Performance check

7.6.1. Test Result for 802.11be 20MHz mode

DFS Statistical Performance Check (5320 MHz; 20 MHz)

Test according to FCC title 47 part 15 §15.407(h), KDB 905462 D02 U-NII DFS Compliance Procedures New Rules v02

Measurement Summary

DUT Frequency (MHz)	Radar Type No.	Detection count	Percentage of Detection Px	Detection Limit	Overall Result	Overall Comment
5320.000000	1	29 of 30	96.67%	60.0 %	PASS	
5320.000000	2	30 of 30	100.00%	60.0 %	PASS	
5320.000000	3	30 of 30	100.00%	60.0 %	PASS	
5320.000000	4	26 of 30	86.67%	60.0 %	PASS	
5320.000000	5	29 of 30	96.67%	80.0 %	PASS	
5320.000000	6	30 of 30	100.00%	70.0 %	PASS	

Aggregate Results for Short Pulse Radar Type 1-4

Aggregate Calculation as follows	Aggregate Percentage	Aggregate Limit	Aggregate Result	Aggregate Comment
(P1 + P2 + P3 + P4) / 4	95.83%	80.0 %	PASS	

This report shall not be reproduced except in full, without the written approval of UL Verification Services (Guangzhou) Co., Ltd, Song Shan Lake Branch.

Detailed Results for Radar Type 1

Trial Number	Random Trial used	Pulse Width (µs)	PRI (µs)	No. of Pulses	Pulses Detected	Comment
1	9	1.000	678.000	78	YES	
2	48	1.000	2864.000	19	YES	
3	30	1.000	1108.000	48	YES	
4	5	1.000	598.000	89	YES	
5	4	1.000	578.000	92	YES	
6	45	1.000	2572.000	21	YES	
7	18	1.000	858.000	62	YES	
8	41	1.000	2181.000	25	YES	
9	23	1.000	3066.000	18	YES	
10	35	1.000	1596.000	34	YES	
11	13	1.000	758.000	70	YES	
12	44	1.000	2474.000	22	YES	
13	25	1.000	620.000	86	YES	
14	49	1.000	2962.000	18	YES	
15	2	1.000	538.000	99	YES	
16	40	1.000	2084.000	26	YES	
17	29	1.000	1010.000	53	YES	
18	17	1.000	838.000	63	YES	
19	16	1.000	818.000	65	YES	
20	11	1.000	718.000	74	No	
21	19	1.000	878.000	61	YES	
22	21	1.000	918.000	58	YES	
23	46	1.000	2669.000	20	YES	
24	36	1.000	1693.000	32	YES	
25	27	1.000	815.000	65	YES	
26	12	1.000	738.000	72	YES	
27	6	1.000	618.000	86	YES	
28	33	1.000	1400.000	38	YES	
29	34	1.000	1498.000	36	YES	
30	1	1.000	518.000	102	YES	

This report shall not be reproduced except in full, without the written approval of UL Verification Services (Guangzhou) Co., Ltd, Song Shan Lake Branch.

Detailed Results for Radar Type 2

Trial Number	Random Trial used	Pulse Width (µs)	PRI (µs)	No. of Pulses	Pulses Detected	Comment
1	22	2.400	209.000	26	YES	
2	47	3.400	213.000	27	YES	
3	49	1.800	159.000	25	YES	
4	48	4.200	227.000	24	YES	
5	8	2.600	175.000	26	YES	
6	20	1.200	185.000	25	YES	
7	38	2.000	180.000	25	YES	
8	15	2.200	180.000	29	YES	
9	32	3.700	222.000	26	YES	
10	37	3.400	191.000	24	YES	
11	44	3.500	167.000	29	YES	
12	24	4.400	188.000	27	YES	
13	46	3.000	191.000	28	YES	
14	2	4.500	191.000	23	YES	
15	18	2.000	153.000	24	YES	
16	34	2.200	197.000	28	YES	
17	31	4.000	154.000	28	YES	
18	5	3.500	226.000	26	YES	
19	6	3.700	161.000	26	YES	
20	19	2.000	200.000	25	YES	
21	16	3.600	194.000	26	YES	
22	39	4.900	163.000	23	YES	
23	14	4.800	175.000	24	YES	
24	42	2.500	215.000	28	YES	
25	26	3.700	217.000	28	YES	
26	45	3.200	227.000	29	YES	
27	43	4.100	153.000	24	YES	
28	29	4.100	189.000	26	YES	
29	17	4.500	213.000	23	YES	
30	30	4.200	173.000	25	YES	

This report shall not be reproduced except in full, without the written approval of UL Verification Services (Guangzhou) Co., Ltd, Song Shan Lake Branch.

Detailed Results for Radar Type 3

Trial Number	Random Trial used	Pulse Width (µs)	PRI (µs)	No. of Pulses	Pulses Detected	Comment
1	11	9.000	500.000	16	YES	
2	21	8.100	204.000	17	YES	
3	12	8.000	463.000	17	YES	
4	6	7.500	429.000	17	YES	
5	20	8.200	272.000	18	YES	
6	8	7.000	358.000	17	YES	
7	30	8.400	309.000	17	YES	
8	45	6.700	426.000	17	YES	
9	41	7.700	467.000	16	YES	
10	37	7.500	217.000	17	YES	
11	10	9.800	206.000	17	YES	
12	7	6.500	466.000	17	YES	
13	17	8.700	413.000	17	YES	
14	1	8.000	494.000	18	YES	
15	13	8.400	343.000	17	YES	
16	43	6.700	398.000	17	YES	
17	3	9.500	297.000	16	YES	
18	29	9.900	446.000	17	YES	
19	14	6.600	455.000	16	YES	
20	32	8.700	356.000	18	YES	
21	4	8.300	462.000	17	YES	
22	22	6.500	433.000	17	YES	
23	40	7.400	271.000	17	YES	
24	31	8.800	487.000	17	YES	
25	5	8.200	464.000	18	YES	
26	38	6.300	476.000	17	YES	
27	47	9.800	250.000	17	YES	
28	16	8.900	340.000	16	YES	
29	34	6.400	477.000	17	YES	
30	28	9.800	316.000	17	YES	

This report shall not be reproduced except in full, without the written approval of UL Verification Services (Guangzhou) Co., Ltd, Song Shan Lake Branch.

Detailed Results for Radar Type 4

Trial Number	Random Trial used	Pulse Width (µs)	PRI (µs)	No. of Pulses	Pulses Detected	Comment
1	31	14.400	266.000	14	YES	
2	21	11.700	483.000	16	YES	
3	35	12.600	268.000	13	YES	
4	36	12.500	413.000	14	YES	
5	32	12.600	293.000	15	YES	
6	50	14.400	286.000	12	YES	
7	45	16.700	419.000	16	YES	
8	43	15.800	410.000	15	YES	
9	1	15.900	410.000	13	YES	
10	40	13.600	237.000	15	YES	
11	6	18.500	499.000	13	YES	
12	49	11.100	396.000	13	YES	
13	8	14.100	283.000	15	YES	
14	20	12.300	438.000	13	YES	
15	5	14.100	478.000	15	YES	
16	27	15.600	303.000	13	YES	
17	26	18.900	299.000	16	YES	
18	22	17.800	420.000	13	YES	
19	18	15.600	420.000	15	No	
20	46	15.300	488.000	14	YES	
21	34	17.300	366.000	14	YES	
22	14	16.600	212.000	16	No	
23	23	18.300	265.000	14	YES	
24	41	13.300	439.000	14	YES	
25	3	13.600	398.000	15	YES	
26	47	17.700	416.000	12	YES	
27	9	13.300	254.000	14	No	
28	11	14.900	223.000	12	YES	
29	29	17.300	287.000	16	No	
30	15	14.700	324.000	13	YES	

This report shall not be reproduced except in full, without the written approval of UL Verification Services (Guangzhou) Co., Ltd, Song Shan Lake Branch.

Detailed Results for Radar Type 5

Trial Number	Random Trial used	Pulses Detected	Comment
1	44	YES	For detailed burst data see separate table Type5_Trial1
2	23	YES	For detailed burst data see separate table Type5_Trial2
3	40	YES	For detailed burst data see separate table Type5_Trial3
4	45	YES	For detailed burst data see separate table Type5_Trial4
5	20	YES	For detailed burst data see separate table Type5_Trial5
6	1	YES	For detailed burst data see separate table Type5_Trial6
7	28	YES	For detailed burst data see separate table Type5_Trial7
8	8	No	For detailed burst data see separate table Type5_Trial8
9	41	YES	For detailed burst data see separate table Type5_Trial9
10	36	YES	For detailed burst data see separate table Type5_Trial10
11	3	YES	For detailed burst data see separate table Type5_Trial11
12	38	YES	For detailed burst data see separate table Type5_Trial12
13	5	YES	For detailed burst data see separate table Type5_Trial13
14	9	YES	For detailed burst data see separate table Type5_Trial14
15	34	YES	For detailed burst data see separate table Type5_Trial15
16	48	YES	For detailed burst data see separate table Type5_Trial16
17	21	YES	For detailed burst data see separate table Type5_Trial17
18	22	YES	For detailed burst data see separate table Type5_Trial18
19	31	YES	For detailed burst data see separate table Type5_Trial19
20	35	YES	For detailed burst data see separate table Type5_Trial20
21	13	YES	For detailed burst data see separate table Type5_Trial21
22	16	YES	For detailed burst data see separate table Type5_Trial22
23	39	YES	For detailed burst data see separate table Type5_Trial23
24	49	YES	For detailed burst data see separate table Type5_Trial24
25	18	YES	For detailed burst data see separate table Type5_Trial25
26	25	YES	For detailed burst data see separate table Type5_Trial26
27	12	YES	For detailed burst data see separate table Type5_Trial27
28	4	YES	For detailed burst data see separate table Type5_Trial28
29	32	YES	For detailed burst data see separate table Type5_Trial29
30	26	YES	For detailed burst data see separate table Type5_Trial30

This report shall not be reproduced except in full, without the written approval of UL Verification Services (Guangzhou) Co., Ltd, Song Shan Lake Branch.

Detailed Results for Radar Type 5_Trial 1

Burst	No. of Pulses	Pulse Width (µs)	Chirp Width (MHz)	Pulse 1-to-2 Spacing (µs)	Pulse 2-to-3 Spacing (µs)	Starting Location Within Interval (µs)
1	3	75.600	14.000000	1717.000	1819.000	814.000
2	2	87.500	14.000000	1850.000	---	108.000
3	1	69.100	14.000000	---	---	310.000
4	2	55.800	14.000000	972.000	---	0.000
5	1	90.600	14.000000	---	---	277.000
6	2	87.800	14.000000	1808.000	---	20.000
7	1	74.000	14.000000	---	---	35.000
8	3	94.800	14.000000	1120.000	938.000	554.000
9	2	57.200	14.000000	1619.000	---	141.000
10	1	56.000	14.000000	---	---	595.000
11	2	99.500	14.000000	1143.000	---	262.000
12	2	66.500	14.000000	1675.000	---	557.000

This report shall not be reproduced except in full, without the written approval of UL Verification Services (Guangzhou) Co., Ltd, Song Shan Lake Branch.

Detailed Results for Radar Type 5_Trial 2

Burst	No. of Pulses	Pulse Width (µs)	Chirp Width (MHz)	Pulse 1-to-2 Spacing (µs)	Pulse 2-to-3 Spacing (µs)	Starting Location Within Interval (µs)
1	2	51.000	9.000000	1731.000	---	259.000
2	2	69.300	9.000000	1762.000	---	617.000
3	1	94.600	9.000000	---	---	379.000
4	2	65.100	9.000000	1536.000	---	103.000
5	3	51.100	9.000000	1546.000	1400.000	650.000
6	2	86.100	9.000000	1619.000	---	221.000
7	1	80.000	9.000000	---	---	44.000
8	1	60.800	9.000000	---	---	384.000
9	3	56.200	9.000000	1627.000	1397.000	126.000
10	1	99.700	9.000000	---	---	20.000
11	1	84.000	9.000000	---	---	411.000
12	3	83.100	9.000000	1223.000	1586.000	232.000
13	1	50.900	9.000000	---	---	179.000
14	1	53.200	9.000000	---	---	48.000
15	2	71.800	9.000000	1079.000	---	692.000
16	2	66.300	9.000000	1893.000	---	503.000
17	2	51.200	9.000000	1362.000	---	455.000

This report shall not be reproduced except in full, without the written approval of UL Verification Services (Guangzhou) Co., Ltd, Song Shan Lake Branch.

Detailed Results for Radar Type 5_Trial 3

Burst	No. of Pulses	Pulse Width (µs)	Chirp Width (MHz)	Pulse 1-to-2 Spacing (µs)	Pulse 2-to-3 Spacing (µs)	Starting Location Within Interval (µs)
1	2	57.400	6.000000	963.000	---	180.000
2	2	93.600	6.000000	1584.000	---	459.000
3	2	80.100	6.000000	1493.000	---	435.000
4	1	64.100	6.000000	---	---	1256.000
5	2	67.700	6.000000	1215.000	---	734.000
6	1	96.500	6.000000	---	---	1281.000
7	2	81.500	6.000000	974.000	---	1432.000
8	2	66.800	6.000000	1558.000	---	92.000

This report shall not be reproduced except in full, without the written approval of UL Verification Services (Guangzhou) Co., Ltd, Song Shan Lake Branch.

Detailed Results for Radar Type 5_Trial 4

Burst	No. of Pulses	Pulse Width (µs)	Chirp Width (MHz)	Pulse 1-to-2 Spacing (µs)	Pulse 2-to-3 Spacing (µs)	Starting Location Within Interval (µs)
1	2	52.400	9.000000	974.000	---	609.000
2	2	55.800	9.000000	1319.000	---	738.000
3	2	58.000	9.000000	1056.000	---	899.000
4	2	50.700	9.000000	975.000	---	575.000
5	1	54.600	9.000000	---	---	73.000
6	2	82.900	9.000000	1205.000	---	107.000
7	2	51.100	9.000000	991.000	---	451.000
8	2	94.700	9.000000	1862.000	---	331.000
9	2	65.500	9.000000	1034.000	---	871.000
10	2	62.000	9.000000	1226.000	---	12.000
11	3	65.600	9.000000	1015.000	1040.000	157.000
12	2	54.800	9.000000	1350.000	---	641.000
13	2	68.900	9.000000	1496.000	---	791.000

This report shall not be reproduced except in full, without the written approval of UL Verification Services (Guangzhou) Co., Ltd, Song Shan Lake Branch.

Detailed Results for Radar Type 5_Trial 5

Burst	No. of Pulses	Pulse Width (µs)	Chirp Width (MHz)	Pulse 1-to-2 Spacing (µs)	Pulse 2-to-3 Spacing (µs)	Starting Location Within Interval (µs)
1	2	69.000	7.000000	1220.000	---	20.000
2	3	88.500	7.000000	1376.000	1096.000	45.000
3	2	56.300	7.000000	1207.000	---	779.000
4	2	88.800	7.000000	1793.000	---	532.000
5	1	78.600	7.000000	---	---	577.000
6	2	82.300	7.000000	1534.000	---	549.000
7	1	71.700	7.000000	---	---	612.000
8	2	52.800	7.000000	1891.000	---	631.000
9	1	66.100	7.000000	---	---	166.000
10	2	72.800	7.000000	1460.000	---	381.000
11	2	82.900	7.000000	1293.000	---	451.000
12	3	72.300	7.000000	1224.000	1577.000	61.000
13	2	91.900	7.000000	1281.000	---	619.000
14	3	82.400	7.000000	1570.000	1469.000	99.000

This report shall not be reproduced except in full, without the written approval of UL Verification Services (Guangzhou) Co., Ltd, Song Shan Lake Branch.

Detailed Results for Radar Type 5_Trial 6

Burst	No. of Pulses	Pulse Width (µs)	Chirp Width (MHz)	Pulse 1-to-2 Spacing (µs)	Pulse 2-to-3 Spacing (µs)	Starting Location Within Interval (µs)
1	3	97.300	12.000000	1764.000	1049.000	85.000
2	1	83.400	12.000000	---	---	882.000
3	1	94.700	12.000000	---	---	903.000
4	2	60.100	12.000000	1023.000	---	878.000
5	2	54.600	12.000000	1385.000	---	1271.000
6	3	88.100	12.000000	1088.000	1048.000	932.000
7	3	90.200	12.000000	1799.000	1142.000	226.000
8	3	63.400	12.000000	1149.000	971.000	1426.000

This report shall not be reproduced except in full, without the written approval of UL Verification Services (Guangzhou) Co., Ltd, Song Shan Lake Branch.

Detailed Results for Radar Type 5_Trial 7

Burst	No. of Pulses	Pulse Width (µs)	Chirp Width (MHz)	Pulse 1-to-2 Spacing (µs)	Pulse 2-to-3 Spacing (µs)	Starting Location Within Interval (µs)
1	2	97.500	12.000000	1544.000	---	99.000
2	2	65.600	12.000000	1375.000	---	550.000
3	1	68.300	12.000000	---	---	550.000
4	3	50.300	12.000000	1878.000	1651.000	1131.000
5	3	51.700	12.000000	975.000	1518.000	102.000
6	3	57.200	12.000000	1700.000	1447.000	1041.000
7	2	98.400	12.000000	1637.000	---	130.000
8	3	58.900	12.000000	1602.000	1161.000	38.000
9	2	60.100	12.000000	984.000	---	333.000

This report shall not be reproduced except in full, without the written approval of UL Verification Services (Guangzhou) Co., Ltd, Song Shan Lake Branch.

Detailed Results for Radar Type 5_Trial 8

Burst	No. of Pulses	Pulse Width (µs)	Chirp Width (MHz)	Pulse 1-to-2 Spacing (µs)	Pulse 2-to-3 Spacing (µs)	Starting Location Within Interval (µs)
1	3	93.000	5.000000	1554.000	1785.000	287.000
2	1	83.900	5.000000	---	---	719.000
3	1	58.600	5.000000	---	---	22.000
4	2	51.600	5.000000	1301.000	---	508.000
5	2	86.000	5.000000	971.000	---	394.000
6	2	52.400	5.000000	1014.000	---	126.000
7	2	81.600	5.000000	1650.000	---	756.000
8	2	73.500	5.000000	1428.000	---	653.000
9	1	58.900	5.000000	---	---	761.000
10	1	93.500	5.000000	---	---	118.000
11	2	90.600	5.000000	1774.000	---	108.000
12	2	58.400	5.000000	1448.000	---	740.000
13	2	89.100	5.000000	1406.000	---	689.000
14	2	73.900	5.000000	1071.000	---	160.000
15	1	61.700	5.000000	---	---	172.000

This report shall not be reproduced except in full, without the written approval of UL Verification Services (Guangzhou) Co., Ltd, Song Shan Lake Branch.

Detailed Results for Radar Type 5_Trial 9

Burst	No. of Pulses	Pulse Width (µs)	Chirp Width (MHz)	Pulse 1-to-2 Spacing (µs)	Pulse 2-to-3 Spacing (µs)	Starting Location Within Interval (µs)
1	2	69.200	20.000000	1589.000	---	608.000
2	2	96.300	20.000000	1096.000	---	1107.000
3	2	65.100	20.000000	973.000	---	1251.000
4	3	82.700	20.000000	1229.000	1116.000	442.000
5	1	86.700	20.000000	---	---	528.000
6	1	50.500	20.000000	---	---	261.000
7	2	74.700	20.000000	1296.000	---	317.000
8	1	58.000	20.000000	---	---	131.000
9	3	82.600	20.000000	1463.000	985.000	1132.000

This report shall not be reproduced except in full, without the written approval of UL Verification Services (Guangzhou) Co., Ltd, Song Shan Lake Branch.

Detailed Results for Radar Type 5_Trial 10

Burst	No. of Pulses	Pulse Width (µs)	Chirp Width (MHz)	Pulse 1-to-2 Spacing (µs)	Pulse 2-to-3 Spacing (µs)	Starting Location Within Interval (µs)
1	2	74.800	8.000000	1894.000	---	41.000
2	2	95.100	8.000000	1815.000	---	443.000
3	1	95.500	8.000000	---	---	663.000
4	2	87.500	8.000000	1259.000	---	156.000
5	3	86.300	8.000000	947.000	1761.000	185.000
6	1	90.900	8.000000	---	---	246.000
7	2	51.800	8.000000	1879.000	---	166.000
8	1	92.100	8.000000	---	---	203.000
9	3	83.800	8.000000	1477.000	1851.000	570.000
10	1	51.500	8.000000	---	---	48.000
11	1	60.400	8.000000	---	---	1.000
12	3	95.800	8.000000	934.000	1424.000	382.000
13	2	79.200	8.000000	1808.000	---	537.000
14	3	79.500	8.000000	1300.000	1192.000	323.000
15	1	83.200	8.000000	---	---	343.000
16	2	98.800	8.000000	1791.000	---	560.000
17	2	50.800	8.000000	1866.000	---	659.000

This report shall not be reproduced except in full, without the written approval of UL Verification Services (Guangzhou) Co., Ltd, Song Shan Lake Branch.

Detailed Results for Radar Type 5_Trial 11

Burst	No. of Pulses	Pulse Width (µs)	Chirp Width (MHz)	Pulse 1-to-2 Spacing (µs)	Pulse 2-to-3 Spacing (µs)	Starting Location Within Interval (µs)
1	2	54.600	13.000000	1482.000	---	997.000
2	3	58.000	13.000000	1111.000	999.000	712.000
3	3	63.400	13.000000	1268.000	1709.000	269.000
4	3	67.400	13.000000	1035.000	1498.000	377.000
5	3	70.200	13.000000	1122.000	999.000	381.000
6	1	92.500	13.000000	---	---	942.000
7	3	63.900	13.000000	1233.000	1239.000	49.000
8	1	67.700	13.000000	---	---	121.000
9	2	74.700	13.000000	1791.000	---	596.000
10	2	98.000	13.000000	1740.000	---	602.000

This report shall not be reproduced except in full, without the written approval of UL Verification Services (Guangzhou) Co., Ltd, Song Shan Lake Branch.

Detailed Results for Radar Type 5_Trial 12

Burst	No. of Pulses	Pulse Width (µs)	Chirp Width (MHz)	Pulse 1-to-2 Spacing (µs)	Pulse 2-to-3 Spacing (µs)	Starting Location Within Interval (µs)
1	2	79.600	17.000000	1029.000	---	270.000
2	1	90.200	17.000000	---	---	580.000
3	3	66.100	17.000000	1312.000	1766.000	86.000
4	1	95.200	17.000000	---	---	92.000
5	2	76.300	17.000000	1238.000	---	368.000
6	2	75.800	17.000000	1106.000	---	165.000
7	3	50.700	17.000000	1312.000	1580.000	377.000
8	3	56.300	17.000000	1837.000	1154.000	323.000
9	3	56.100	17.000000	1061.000	1394.000	400.000
10	3	81.200	17.000000	1582.000	1379.000	405.000
11	2	89.700	17.000000	1845.000	---	506.000
12	1	97.800	17.000000	---	---	331.000
13	1	75.700	17.000000	---	---	430.000
14	3	50.200	17.000000	1237.000	1653.000	544.000
15	2	52.000	17.000000	1729.000	---	339.000
16	2	69.400	17.000000	1603.000	---	44.000
17	2	67.500	17.000000	1168.000	---	521.000
18	2	98.100	17.000000	958.000	---	384.000
19	3	63.600	17.000000	1260.000	1640.000	194.000

This report shall not be reproduced except in full, without the written approval of UL Verification Services (Guangzhou) Co., Ltd, Song Shan Lake Branch.

Detailed Results for Radar Type 5_Trial 13

Burst	No. of Pulses	Pulse Width (µs)	Chirp Width (MHz)	Pulse 1-to-2 Spacing (µs)	Pulse 2-to-3 Spacing (µs)	Starting Location Within Interval (µs)
1	2	58.200	10.000000	1320.000	---	122.000
2	2	66.300	10.000000	1849.000	---	244.000
3	3	62.100	10.000000	1589.000	1390.000	229.000
4	2	74.300	10.000000	1184.000	---	976.000
5	1	58.600	10.000000	---	---	730.000
6	3	82.600	10.000000	1633.000	1513.000	669.000
7	1	73.100	10.000000	---	---	735.000
8	1	90.900	10.000000	---	---	645.000
9	3	66.300	10.000000	1563.000	1348.000	380.000
10	2	54.800	10.000000	1384.000	---	556.000
11	3	65.600	10.000000	1218.000	937.000	801.000
12	3	74.500	10.000000	958.000	1010.000	493.000

This report shall not be reproduced except in full, without the written approval of UL Verification Services (Guangzhou) Co., Ltd, Song Shan Lake Branch.

Detailed Results for Radar Type 5_Trial 14

Burst	No. of Pulses	Pulse Width (µs)	Chirp Width (MHz)	Pulse 1-to-2 Spacing (µs)	Pulse 2-to-3 Spacing (µs)	Starting Location Within Interval (µs)
1	2	70.500	17.000000	956.000	---	247.000
2	3	85.800	17.000000	1726.000	1051.000	659.000
3	2	67.600	17.000000	1910.000	---	383.000
4	2	97.900	17.000000	1794.000	---	123.000
5	3	55.000	17.000000	1798.000	1000.000	48.000
6	2	55.900	17.000000	1322.000	---	464.000
7	3	53.400	17.000000	1270.000	1431.000	347.000
8	2	88.300	17.000000	1417.000	---	544.000
9	2	95.600	17.000000	1228.000	---	453.000
10	2	70.400	17.000000	1039.000	---	291.000
11	2	53.000	17.000000	1860.000	---	689.000
12	1	80.600	17.000000	---	---	628.000
13	3	67.000	17.000000	1382.000	1724.000	487.000
14	2	67.300	17.000000	1895.000	---	682.000
15	2	63.100	17.000000	1171.000	---	343.000
16	2	79.400	17.000000	1369.000	---	186.000

This report shall not be reproduced except in full, without the written approval of UL Verification Services (Guangzhou) Co., Ltd, Song Shan Lake Branch.

Detailed Results for Radar Type 5_Trial 15

Burst	No. of Pulses	Pulse Width (µs)	Chirp Width (MHz)	Pulse 1-to-2 Spacing (µs)	Pulse 2-to-3 Spacing (µs)	Starting Location Within Interval (µs)
1	2	68.600	13.000000	1614.000	---	278.000
2	3	78.700	13.000000	1230.000	1429.000	455.000
3	2	72.000	13.000000	1581.000	---	173.000
4	2	75.600	13.000000	977.000	---	212.000
5	2	65.500	13.000000	1725.000	---	589.000
6	2	55.000	13.000000	1600.000	---	3.000
7	1	57.000	13.000000	---	---	642.000
8	2	70.100	13.000000	1454.000	---	556.000
9	2	52.700	13.000000	1212.000	---	448.000
10	3	61.200	13.000000	1845.000	1035.000	543.000
11	2	98.000	13.000000	1740.000	---	298.000
12	2	56.300	13.000000	1488.000	---	3.000
13	3	74.200	13.000000	1454.000	1697.000	589.000
14	1	91.600	13.000000	---	---	282.000
15	3	70.600	13.000000	1578.000	1218.000	414.000

This report shall not be reproduced except in full, without the written approval of UL Verification Services (Guangzhou) Co., Ltd, Song Shan Lake Branch.

Detailed Results for Radar Type 5_Trial 16

Burst	No. of Pulses	Pulse Width (µs)	Chirp Width (MHz)	Pulse 1-to-2 Spacing (µs)	Pulse 2-to-3 Spacing (µs)	Starting Location Within Interval (µs)
1	2	97.900	7.000000	1124.000	---	368.000
2	2	94.200	7.000000	1097.000	---	363.000
3	2	95.600	7.000000	1706.000	---	338.000
4	3	60.700	7.000000	1726.000	1788.000	628.000
5	2	79.600	7.000000	921.000	---	352.000
6	2	55.700	7.000000	1463.000	---	71.000
7	2	92.300	7.000000	1486.000	---	208.000
8	3	59.600	7.000000	1550.000	1830.000	605.000
9	2	95.900	7.000000	1529.000	---	727.000
10	2	87.500	7.000000	1521.000	---	637.000
11	3	81.100	7.000000	961.000	1815.000	593.000
12	3	93.000	7.000000	1246.000	1717.000	400.000
13	3	62.500	7.000000	1219.000	1563.000	742.000
14	1	70.400	7.000000	---	---	627.000
15	2	63.400	7.000000	1345.000	---	439.000
16	1	78.000	7.000000	---	---	663.000

This report shall not be reproduced except in full, without the written approval of UL Verification Services (Guangzhou) Co., Ltd, Song Shan Lake Branch.

Detailed Results for Radar Type 5_Trial 17

Burst	No. of Pulses	Pulse Width (µs)	Chirp Width (MHz)	Pulse 1-to-2 Spacing (µs)	Pulse 2-to-3 Spacing (µs)	Starting Location Within Interval (µs)
1	3	66.400	15.000000	1599.000	1875.000	190.000
2	1	73.600	15.000000	---	---	165.000
3	2	55.200	15.000000	1726.000	---	332.000
4	2	62.700	15.000000	1752.000	---	117.000
5	3	50.600	15.000000	1523.000	1052.000	572.000
6	2	57.800	15.000000	944.000	---	746.000
7	3	98.000	15.000000	1343.000	1215.000	147.000
8	2	82.800	15.000000	1182.000	---	30.000
9	2	62.900	15.000000	1549.000	---	395.000
10	2	50.700	15.000000	1196.000	---	333.000
11	3	69.200	15.000000	1106.000	1036.000	388.000
12	3	60.900	15.000000	1175.000	1183.000	612.000
13	2	78.500	15.000000	1908.000	---	125.000
14	2	67.800	15.000000	1667.000	---	502.000
15	2	58.000	15.000000	1869.000	---	224.000

This report shall not be reproduced except in full, without the written approval of UL Verification Services (Guangzhou) Co., Ltd, Song Shan Lake Branch.

Detailed Results for Radar Type 5_Trial 18

Burst	No. of Pulses	Pulse Width (µs)	Chirp Width (MHz)	Pulse 1-to-2 Spacing (µs)	Pulse 2-to-3 Spacing (µs)	Starting Location Within Interval (µs)
1	1	66.600	20.000000	---	---	330.000
2	1	74.500	20.000000	---	---	248.000
3	2	68.200	20.000000	1149.000	---	80.000
4	2	70.100	20.000000	1849.000	---	536.000
5	3	65.800	20.000000	1316.000	1180.000	623.000
6	3	82.100	20.000000	1690.000	1661.000	503.000
7	2	95.900	20.000000	1840.000	---	687.000
8	1	51.100	20.000000	---	---	107.000
9	2	99.600	20.000000	1035.000	---	389.000
10	1	59.600	20.000000	---	---	424.000
11	3	96.000	20.000000	1733.000	1820.000	427.000
12	3	64.400	20.000000	1553.000	1679.000	204.000
13	2	82.800	20.000000	1451.000	---	69.000
14	2	86.800	20.000000	1508.000	---	573.000
15	2	76.300	20.000000	1738.000	---	361.000
16	2	83.800	20.000000	1152.000	---	683.000

This report shall not be reproduced except in full, without the written approval of UL Verification Services (Guangzhou) Co., Ltd, Song Shan Lake Branch.

Detailed Results for Radar Type 5_Trial 19

Burst	No. of Pulses	Pulse Width (µs)	Chirp Width (MHz)	Pulse 1-to-2 Spacing (µs)	Pulse 2-to-3 Spacing (µs)	Starting Location Within Interval (µs)
1	2	78.100	10.000000	1102.000	---	160.000
2	2	51.400	10.000000	957.000	---	633.000
3	3	85.200	10.000000	1076.000	1386.000	363.000
4	1	96.300	10.000000	---	---	992.000
5	1	67.200	10.000000	---	---	751.000
6	3	68.900	10.000000	1284.000	1725.000	149.000
7	2	75.900	10.000000	958.000	---	690.000
8	2	87.000	10.000000	1715.000	---	512.000
9	1	88.500	10.000000	---	---	611.000
10	3	61.000	10.000000	1333.000	1179.000	361.000
11	1	57.000	10.000000	---	---	214.000
12	2	55.900	10.000000	1656.000	---	643.000

This report shall not be reproduced except in full, without the written approval of UL Verification Services (Guangzhou) Co., Ltd, Song Shan Lake Branch.

Detailed Results for Radar Type 5_Trial 20

Burst	No. of Pulses	Pulse Width (µs)	Chirp Width (MHz)	Pulse 1-to-2 Spacing (µs)	Pulse 2-to-3 Spacing (µs)	Starting Location Within Interval (µs)
1	2	52.100	18.000000	1215.000	---	17.000
2	3	99.800	18.000000	1736.000	1673.000	148.000
3	2	53.200	18.000000	1233.000	---	12.000
4	1	87.200	18.000000	---	---	540.000
5	2	75.200	18.000000	975.000	---	618.000
6	3	63.600	18.000000	1614.000	1448.000	732.000
7	2	61.200	18.000000	1118.000	---	137.000
8	2	86.400	18.000000	1014.000	---	331.000
9	2	79.400	18.000000	1910.000	---	737.000
10	2	84.300	18.000000	1126.000	---	48.000
11	2	81.500	18.000000	1345.000	---	288.000
12	3	81.300	18.000000	1810.000	952.000	529.000
13	2	94.900	18.000000	1306.000	---	612.000
14	3	69.600	18.000000	1632.000	1730.000	692.000
15	3	73.300	18.000000	1015.000	1552.000	317.000
16	3	93.100	18.000000	1179.000	1533.000	7.000

This report shall not be reproduced except in full, without the written approval of UL Verification Services (Guangzhou) Co., Ltd, Song Shan Lake Branch.

Detailed Results for Radar Type 5_Trial 21

Burst	No. of Pulses	Pulse Width (µs)	Chirp Width (MHz)	Pulse 1-to-2 Spacing (µs)	Pulse 2-to-3 Spacing (µs)	Starting Location Within Interval (µs)
1	1	51.100	19.000000	---	---	551.000
2	2	85.100	19.000000	1734.000	---	404.000
3	3	52.100	19.000000	1720.000	1874.000	512.000
4	1	74.000	19.000000	---	---	40.000
5	2	52.100	19.000000	1849.000	---	96.000
6	2	76.700	19.000000	1657.000	---	349.000
7	1	55.400	19.000000	---	---	91.000
8	3	81.200	19.000000	1796.000	1552.000	89.000
9	2	60.900	19.000000	1713.000	---	57.000
10	2	57.100	19.000000	1611.000	---	530.000
11	2	50.100	19.000000	1364.000	---	248.000
12	1	89.400	19.000000	---	---	296.000
13	3	64.500	19.000000	1437.000	1500.000	469.000
14	2	72.500	19.000000	1415.000	---	437.000
15	3	72.200	19.000000	1705.000	1577.000	554.000
16	2	87.800	19.000000	1175.000	---	48.000
17	2	91.300	19.000000	1613.000	---	537.000
18	2	65.400	19.000000	1307.000	---	194.000
19	1	56.300	19.000000	---	---	276.000
20	2	68.900	19.000000	1611.000	---	430.000

This report shall not be reproduced except in full, without the written approval of UL Verification Services (Guangzhou) Co., Ltd, Song Shan Lake Branch.

Detailed Results for Radar Type 5_Trial 22

Burst	No. of Pulses	Pulse Width (µs)	Chirp Width (MHz)	Pulse 1-to-2 Spacing (µs)	Pulse 2-to-3 Spacing (µs)	Starting Location Within Interval (µs)
1	3	53.400	13.000000	1343.000	1742.000	651.000
2	1	57.300	13.000000	---	---	857.000
3	1	61.900	13.000000	---	---	567.000
4	3	60.500	13.000000	1355.000	1499.000	847.000
5	1	62.000	13.000000	---	---	1014.000
6	2	94.800	13.000000	1584.000	---	512.000
7	1	64.300	13.000000	---	---	992.000
8	3	93.200	13.000000	1157.000	1861.000	285.000
9	3	56.000	13.000000	1813.000	1900.000	1189.000
10	2	79.100	13.000000	1234.000	---	1006.000

This report shall not be reproduced except in full, without the written approval of UL Verification Services (Guangzhou) Co., Ltd, Song Shan Lake Branch.

Detailed Results for Radar Type 5_Trial 23

Burst	No. of Pulses	Pulse Width (µs)	Chirp Width (MHz)	Pulse 1-to-2 Spacing (µs)	Pulse 2-to-3 Spacing (µs)	Starting Location Within Interval (µs)
1	1	70.600	15.000000	---	---	302.000
2	1	74.700	15.000000	---	---	299.000
3	1	63.600	15.000000	---	---	82.000
4	2	52.100	15.000000	1812.000	---	536.000
5	1	97.500	15.000000	---	---	395.000
6	2	96.300	15.000000	1335.000	---	250.000
7	3	70.800	15.000000	1052.000	1243.000	462.000
8	3	59.600	15.000000	1059.000	1550.000	477.000
9	3	99.200	15.000000	1633.000	1572.000	254.000
10	1	53.300	15.000000	---	---	33.000
11	3	98.600	15.000000	1526.000	1428.000	564.000
12	3	89.300	15.000000	1017.000	1662.000	221.000
13	1	62.700	15.000000	---	---	248.000
14	2	70.400	15.000000	1855.000	---	232.000
15	3	61.400	15.000000	1444.000	1073.000	470.000
16	1	76.000	15.000000	---	---	441.000
17	2	90.800	15.000000	1164.000	---	195.000
18	3	65.200	15.000000	1246.000	1582.000	246.000
19	3	74.700	15.000000	928.000	1671.000	194.000
20	2	75.100	15.000000	989.000	---	83.000

This report shall not be reproduced except in full, without the written approval of UL Verification Services (Guangzhou) Co., Ltd, Song Shan Lake Branch.

Detailed Results for Radar Type 5_Trial 24

Burst	No. of Pulses	Pulse Width (µs)	Chirp Width (MHz)	Pulse 1-to-2 Spacing (µs)	Pulse 2-to-3 Spacing (µs)	Starting Location Within Interval (µs)
1	2	69.400	19.000000	1872.000	---	221.000
2	2	59.100	19.000000	1839.000	---	120.000
3	3	76.800	19.000000	1911.000	981.000	550.000
4	2	70.500	19.000000	1328.000	---	331.000
5	1	63.100	19.000000	---	---	681.000
6	3	59.900	19.000000	1048.000	1055.000	264.000
7	2	50.000	19.000000	1246.000	---	301.000
8	2	53.200	19.000000	993.000	---	222.000
9	1	80.500	19.000000	---	---	496.000
10	2	86.900	19.000000	1135.000	---	371.000
11	3	99.000	19.000000	1818.000	935.000	639.000
12	3	85.200	19.000000	1495.000	1079.000	633.000
13	3	68.700	19.000000	1289.000	1482.000	99.000
14	2	85.700	19.000000	1340.000	---	358.000
15	2	82.900	19.000000	1395.000	---	502.000
16	2	53.400	19.000000	1111.000	---	74.000
17	2	97.400	19.000000	1764.000	---	476.000

This report shall not be reproduced except in full, without the written approval of UL Verification Services (Guangzhou) Co., Ltd, Song Shan Lake Branch.

Detailed Results for Radar Type 5_Trial 25

Burst	No. of Pulses	Pulse Width (µs)	Chirp Width (MHz)	Pulse 1-to-2 Spacing (µs)	Pulse 2-to-3 Spacing (µs)	Starting Location Within Interval (µs)
1	1	93.600	5.000000	---	---	12.000
2	3	75.700	5.000000	1082.000	1831.000	391.000
3	1	78.600	5.000000	---	---	945.000
4	3	97.800	5.000000	1410.000	1227.000	166.000
5	2	90.700	5.000000	1124.000	---	67.000
6	2	98.300	5.000000	1313.000	---	512.000
7	3	72.800	5.000000	1011.000	1020.000	645.000
8	3	73.700	5.000000	1726.000	1553.000	442.000
9	1	90.200	5.000000	---	---	22.000
10	1	62.700	5.000000	---	---	746.000
11	3	83.300	5.000000	1501.000	1874.000	837.000
12	3	80.000	5.000000	1591.000	1770.000	458.000

This report shall not be reproduced except in full, without the written approval of UL Verification Services (Guangzhou) Co., Ltd, Song Shan Lake Branch.

Detailed Results for Radar Type 5_Trial 26

Burst	No. of Pulses	Pulse Width (µs)	Chirp Width (MHz)	Pulse 1-to-2 Spacing (µs)	Pulse 2-to-3 Spacing (µs)	Starting Location Within Interval (µs)
1	2	97.100	19.000000	1539.000	---	378.000
2	2	62.500	19.000000	1931.000	---	586.000
3	3	85.200	19.000000	1860.000	942.000	473.000
4	2	57.800	19.000000	1401.000	---	394.000
5	1	72.100	19.000000	---	---	254.000
6	1	92.700	19.000000	---	---	242.000
7	2	56.200	19.000000	1405.000	---	411.000
8	3	54.300	19.000000	1382.000	1712.000	591.000
9	3	88.200	19.000000	1026.000	1680.000	17.000
10	3	68.200	19.000000	1051.000	1804.000	269.000
11	2	91.600	19.000000	1080.000	---	315.000
12	2	94.700	19.000000	1056.000	---	501.000
13	2	60.900	19.000000	1566.000	---	227.000
14	2	57.700	19.000000	1345.000	---	332.000
15	2	80.500	19.000000	1002.000	---	131.000
16	1	78.700	19.000000	---	---	51.000
17	2	95.800	19.000000	1851.000	---	346.000
18	3	74.500	19.000000	1430.000	1097.000	108.000
19	3	65.700	19.000000	1155.000	1430.000	508.000

This report shall not be reproduced except in full, without the written approval of UL Verification Services (Guangzhou) Co., Ltd, Song Shan Lake Branch.

Detailed Results for Radar Type 5_Trial 27

Burst	No. of Pulses	Pulse Width (µs)	Chirp Width (MHz)	Pulse 1-to-2 Spacing (µs)	Pulse 2-to-3 Spacing (µs)	Starting Location Within Interval (µs)
1	2	80.800	17.000000	1865.000	---	407.000
2	2	65.200	17.000000	1617.000	---	541.000
3	2	55.500	17.000000	1012.000	---	474.000
4	2	97.400	17.000000	1402.000	---	157.000
5	2	70.500	17.000000	1522.000	---	531.000
6	2	84.400	17.000000	1207.000	---	573.000
7	3	86.000	17.000000	1566.000	1277.000	121.000
8	2	76.800	17.000000	1481.000	---	136.000
9	2	87.400	17.000000	993.000	---	227.000
10	2	56.300	17.000000	1384.000	---	27.000
11	3	86.700	17.000000	920.000	1181.000	224.000
12	3	81.000	17.000000	959.000	1111.000	506.000
13	2	50.500	17.000000	1891.000	---	173.000
14	2	92.000	17.000000	1263.000	---	553.000
15	2	62.200	17.000000	1469.000	---	311.000
16	2	69.400	17.000000	1007.000	---	332.000
17	3	65.600	17.000000	1335.000	1823.000	519.000
18	2	70.300	17.000000	1590.000	---	96.000
19	3	78.100	17.000000	1361.000	1775.000	12.000

This report shall not be reproduced except in full, without the written approval of UL Verification Services (Guangzhou) Co., Ltd, Song Shan Lake Branch.

Detailed Results for Radar Type 5_Trial 28

Burst	No. of Pulses	Pulse Width (µs)	Chirp Width (MHz)	Pulse 1-to-2 Spacing (µs)	Pulse 2-to-3 Spacing (µs)	Starting Location Within Interval (µs)
1	1	64.600	15.000000	---	---	373.000
2	2	95.900	15.000000	1430.000	---	66.000
3	2	54.800	15.000000	1287.000	---	696.000
4	2	63.800	15.000000	1654.000	---	597.000
5	2	55.100	15.000000	1400.000	---	517.000
6	2	92.900	15.000000	1849.000	---	259.000
7	3	56.500	15.000000	1000.000	1682.000	660.000
8	1	61.700	15.000000	---	---	591.000
9	1	58.100	15.000000	---	---	474.000
10	2	95.400	15.000000	1214.000	---	1077.000
11	2	96.700	15.000000	1667.000	---	917.000

This report shall not be reproduced except in full, without the written approval of UL Verification Services (Guangzhou) Co., Ltd, Song Shan Lake Branch.

Detailed Results for Radar Type 5_Trial 29

Burst	No. of Pulses	Pulse Width (µs)	Chirp Width (MHz)	Pulse 1-to-2 Spacing (µs)	Pulse 2-to-3 Spacing (µs)	Starting Location Within Interval (µs)
1	1	80.900	6.000000	---	---	565.000
2	3	55.800	6.000000	1708.000	1448.000	439.000
3	2	93.400	6.000000	985.000	---	706.000
4	2	83.200	6.000000	1912.000	---	758.000
5	3	59.100	6.000000	1594.000	1591.000	79.000
6	2	74.400	6.000000	939.000	---	107.000
7	3	85.400	6.000000	1733.000	1253.000	238.000
8	3	98.000	6.000000	1896.000	1606.000	373.000
9	1	92.100	6.000000	---	---	363.000
10	1	84.400	6.000000	---	---	227.000
11	2	67.400	6.000000	1272.000	---	646.000
12	3	92.000	6.000000	1831.000	1066.000	457.000
13	3	87.500	6.000000	1763.000	1055.000	22.000

This report shall not be reproduced except in full, without the written approval of UL Verification Services (Guangzhou) Co., Ltd, Song Shan Lake Branch.

Detailed Results for Radar Type 5_Trial 30

Burst	No. of Pulses	Pulse Width (µs)	Chirp Width (MHz)	Pulse 1-to-2 Spacing (µs)	Pulse 2-to-3 Spacing (µs)	Starting Location Within Interval (µs)
1	3	56.900	7.000000	1444.000	967.000	453.000
2	3	59.600	7.000000	1787.000	1144.000	206.000
3	3	95.100	7.000000	1708.000	1109.000	579.000
4	1	90.100	7.000000	---	---	554.000
5	1	81.600	7.000000	---	---	140.000
6	2	78.100	7.000000	1096.000	---	407.000
7	1	99.000	7.000000	---	---	350.000
8	3	81.300	7.000000	1461.000	1547.000	552.000
9	2	54.900	7.000000	1737.000	---	501.000
10	2	54.200	7.000000	1388.000	---	121.000
11	2	86.200	7.000000	971.000	---	397.000
12	2	79.100	7.000000	1117.000	---	318.000
13	2	55.200	7.000000	1399.000	---	427.000
14	1	57.800	7.000000	---	---	441.000
15	2	56.500	7.000000	1323.000	---	397.000
16	1	57.200	7.000000	---	---	435.000
17	2	71.400	7.000000	989.000	---	500.000
18	2	75.000	7.000000	1489.000	---	16.000
19	1	94.000	7.000000	---	---	44.000
20	3	72.700	7.000000	1153.000	1688.000	262.000

This report shall not be reproduced except in full, without the written approval of UL Verification Services (Guangzhou) Co., Ltd, Song Shan Lake Branch.

Detailed Results for Radar Type 6

Trial Number	Pulse Width (µs)	PRI (µs)	No. of Pulses	Pulses Detected	Comment
1	1.000	300.000	9	YES	
2	1.000	300.000	9	YES	
3	1.000	300.000	9	YES	
4	1.000	300.000	9	YES	
5	1.000	300.000	9	YES	
6	1.000	300.000	9	YES	
7	1.000	300.000	9	YES	
8	1.000	300.000	9	YES	
9	1.000	300.000	9	YES	
10	1.000	300.000	9	YES	
11	1.000	300.000	9	YES	
12	1.000	300.000	9	YES	
13	1.000	300.000	9	YES	
14	1.000	300.000	9	YES	
15	1.000	300.000	9	YES	
16	1.000	300.000	9	YES	
17	1.000	300.000	9	YES	
18	1.000	300.000	9	YES	
19	1.000	300.000	9	YES	
20	1.000	300.000	9	YES	
21	1.000	300.000	9	YES	
22	1.000	300.000	9	YES	
23	1.000	300.000	9	YES	
24	1.000	300.000	9	YES	
25	1.000	300.000	9	YES	
26	1.000	300.000	9	YES	
27	1.000	300.000	9	YES	
28	1.000	300.000	9	YES	
29	1.000	300.000	9	YES	
30	1.000	300.000	9	YES	

This report shall not be reproduced except in full, without the written approval of UL Verification Services (Guangzhou) Co., Ltd, Song Shan Lake Branch.

7.6.2. Test Result for 802.11be 40MHz mode

DFS Statistical Performance Check (5310 MHz; 40 MHz)

Test according to FCC title 47 part 15 §15.407(h), KDB 905462 D02 U-NII DFS Compliance Procedures New Rules v02

Measurement Summary

DUT Frequency (MHz)	Radar Type No.	Detection count	Percentage of Detection Px	Detection Limit	Overall Result	Overall Comment
5310.000000	1	30 of 30	100.00%	60.0 %	PASS	
5310.000000	2	30 of 30	100.00%	60.0 %	PASS	
5310.000000	3	29 of 30	96.67%	60.0 %	PASS	
5310.000000	4	30 of 30	100.00%	60.0 %	PASS	
5310.000000	5	30 of 30	100.00%	80.0 %	PASS	
5310.000000	6	30 of 30	100.00%	70.0 %	PASS	

Aggregate Results for Short Pulse Radar Type 1-4

Aggregate Calculation as follows	Aggregate Percentage	Aggregate Limit	Aggregate Result	Aggregate Comment
(P1 + P2 + P3 + P4) / 4	99.17%	80.0 %	PASS	

This report shall not be reproduced except in full, without the written approval of UL Verification Services (Guangzhou) Co., Ltd, Song Shan Lake Branch.

Detailed Results for Radar Type 1

Trial Number	Random Trial used	Pulse Width (µs)	PRI (µs)	No. of Pulses	Pulses Detected	Comment
1	38	1.000	1888.000	28	YES	
2	18	1.000	858.000	62	YES	
3	15	1.000	798.000	67	YES	
4	42	1.000	2279.000	24	YES	
5	40	1.000	2084.000	26	YES	
6	24	1.000	522.000	102	YES	
7	29	1.000	1010.000	53	YES	
8	33	1.000	1400.000	38	YES	
9	22	1.000	938.000	57	YES	
10	39	1.000	1986.000	27	YES	
11	8	1.000	658.000	81	YES	
12	41	1.000	2181.000	25	YES	
13	25	1.000	620.000	86	YES	
14	46	1.000	2669.000	20	YES	
15	7	1.000	638.000	83	YES	
16	3	1.000	558.000	95	YES	
17	43	1.000	2376.000	23	YES	
18	4	1.000	578.000	92	YES	
19	17	1.000	838.000	63	YES	
20	37	1.000	1791.000	30	YES	
21	10	1.000	698.000	76	YES	
22	5	1.000	598.000	89	YES	
23	13	1.000	758.000	70	YES	
24	12	1.000	738.000	72	YES	
25	44	1.000	2474.000	22	YES	
26	1	1.000	518.000	102	YES	
27	36	1.000	1693.000	32	YES	
28	45	1.000	2572.000	21	YES	
29	35	1.000	1596.000	34	YES	
30	9	1.000	678.000	78	YES	

This report shall not be reproduced except in full, without the written approval of UL Verification Services (Guangzhou) Co., Ltd, Song Shan Lake Branch.

Detailed Results for Radar Type 2

Trial Number	Random Trial used	Pulse Width (µs)	PRI (µs)	No. of Pulses	Pulses Detected	Comment
1	39	4.900	163.000	23	YES	
2	40	3.600	230.000	27	YES	
3	34	2.200	197.000	28	YES	
4	44	3.500	167.000	29	YES	
5	36	3.200	200.000	28	YES	
6	48	4.200	227.000	24	YES	
7	47	3.400	213.000	27	YES	
8	38	2.000	180.000	25	YES	
9	28	1.700	216.000	27	YES	
10	23	3.800	187.000	28	YES	
11	24	4.400	188.000	27	YES	
12	45	3.200	227.000	29	YES	
13	5	3.500	226.000	26	YES	
14	9	3.900	212.000	27	YES	
15	46	3.000	191.000	28	YES	
16	15	2.200	180.000	29	YES	
17	18	2.000	153.000	24	YES	
18	17	4.500	213.000	23	YES	
19	30	4.200	173.000	25	YES	
20	33	2.100	228.000	28	YES	
21	49	1.800	159.000	25	YES	
22	41	1.300	219.000	25	YES	
23	31	4.000	154.000	28	YES	
24	27	2.700	199.000	29	YES	
25	8	2.600	175.000	26	YES	
26	10	1.200	175.000	26	YES	
27	21	3.600	193.000	28	YES	
28	43	4.100	153.000	24	YES	
29	50	4.100	158.000	25	YES	
30	2	4.500	191.000	23	YES	

This report shall not be reproduced except in full, without the written approval of UL Verification Services (Guangzhou) Co., Ltd, Song Shan Lake Branch.

Detailed Results for Radar Type 3

Trial Number	Random Trial used	Pulse Width (µs)	PRI (µs)	No. of Pulses	Pulses Detected	Comment
1	11	9.000	500.000	16	YES	
2	26	9.200	497.000	17	YES	
3	40	7.400	271.000	17	YES	
4	10	9.800	206.000	17	YES	
5	21	8.100	204.000	17	YES	
6	31	8.800	487.000	17	YES	
7	24	6.000	378.000	17	YES	
8	29	9.900	446.000	17	YES	
9	19	9.600	336.000	18	YES	
10	13	8.400	343.000	17	YES	
11	44	7.100	457.000	16	YES	
12	38	6.300	476.000	17	YES	
13	43	6.700	398.000	17	YES	
14	46	8.500	349.000	17	YES	
15	4	8.300	462.000	17	YES	
16	45	6.700	426.000	17	YES	
17	35	7.300	200.000	18	YES	
18	15	8.100	436.000	17	YES	
19	47	9.800	250.000	17	YES	
20	42	8.600	493.000	17	YES	
21	5	8.200	464.000	18	YES	
22	3	9.500	297.000	16	YES	
23	34	6.400	477.000	17	YES	
24	30	8.400	309.000	17	YES	
25	17	8.700	413.000	17	YES	
26	9	6.300	454.000	17	YES	
27	8	7.000	358.000	17	No	
28	23	9.700	256.000	16	YES	
29	28	9.800	316.000	17	YES	
30	49	6.500	288.000	18	YES	

This report shall not be reproduced except in full, without the written approval of UL Verification Services (Guangzhou) Co., Ltd, Song Shan Lake Branch.

Detailed Results for Radar Type 4

Trial Number	Random Trial used	Pulse Width (µs)	PRI (µs)	No. of Pulses	Pulses Detected	Comment
1	2	19.900	428.000	12	YES	
2	43	15.800	410.000	15	YES	
3	32	12.600	293.000	15	YES	
4	28	13.000	309.000	14	YES	
5	20	12.300	438.000	13	YES	
6	36	12.500	413.000	14	YES	
7	3	13.600	398.000	15	YES	
8	1	15.900	410.000	13	YES	
9	15	14.700	324.000	13	YES	
10	27	15.600	303.000	13	YES	
11	11	14.900	223.000	12	YES	
12	48	14.500	433.000	12	YES	
13	14	16.600	212.000	16	YES	
14	13	16.000	485.000	14	YES	
15	24	18.100	397.000	14	YES	
16	42	18.500	208.000	14	YES	
17	18	15.600	420.000	15	YES	
18	21	11.700	483.000	16	YES	
19	47	17.700	416.000	12	YES	
20	17	17.100	308.000	15	YES	
21	12	16.000	461.000	13	YES	
22	45	16.700	419.000	16	YES	
23	39	12.400	217.000	14	YES	
24	30	11.800	384.000	14	YES	
25	46	15.300	488.000	14	YES	
26	10	14.200	351.000	12	YES	
27	31	14.400	266.000	14	YES	
28	49	11.100	396.000	13	YES	
29	34	17.300	366.000	14	YES	
30	35	12.600	268.000	13	YES	

This report shall not be reproduced except in full, without the written approval of UL Verification Services (Guangzhou) Co., Ltd, Song Shan Lake Branch.

Detailed Results for Radar Type 5

Trial Number	Random Trial used	Pulses Detected	Comment
1	11	YES	For detailed burst data see separate table Type5_Trial1
2	17	YES	For detailed burst data see separate table Type5_Trial2
3	14	YES	For detailed burst data see separate table Type5_Trial3
4	45	YES	For detailed burst data see separate table Type5_Trial4
5	26	YES	For detailed burst data see separate table Type5_Trial5
6	13	YES	For detailed burst data see separate table Type5_Trial6
7	36	YES	For detailed burst data see separate table Type5_Trial7
8	2	YES	For detailed burst data see separate table Type5_Trial8
9	9	YES	For detailed burst data see separate table Type5_Trial9
10	20	YES	For detailed burst data see separate table Type5_Trial10
11	40	YES	For detailed burst data see separate table Type5_Trial11
12	46	YES	For detailed burst data see separate table Type5_Trial12
13	39	YES	For detailed burst data see separate table Type5_Trial13
14	44	YES	For detailed burst data see separate table Type5_Trial14
15	38	YES	For detailed burst data see separate table Type5_Trial15
16	47	YES	For detailed burst data see separate table Type5_Trial16
17	41	YES	For detailed burst data see separate table Type5_Trial17
18	1	YES	For detailed burst data see separate table Type5_Trial18
19	23	YES	For detailed burst data see separate table Type5_Trial19
20	43	YES	For detailed burst data see separate table Type5_Trial20
21	22	YES	For detailed burst data see separate table Type5_Trial21
22	33	YES	For detailed burst data see separate table Type5_Trial22
23	34	YES	For detailed burst data see separate table Type5_Trial23
24	12	YES	For detailed burst data see separate table Type5_Trial24
25	21	YES	For detailed burst data see separate table Type5_Trial25
26	5	YES	For detailed burst data see separate table Type5_Trial26
27	50	YES	For detailed burst data see separate table Type5_Trial27
28	35	YES	For detailed burst data see separate table Type5_Trial28
29	30	YES	For detailed burst data see separate table Type5_Trial29
30	48	YES	For detailed burst data see separate table Type5_Trial30

This report shall not be reproduced except in full, without the written approval of UL Verification Services (Guangzhou) Co., Ltd, Song Shan Lake Branch.

Detailed Results for Radar Type 5_Trial 1

Burst	No. of Pulses	Pulse Width (µs)	Chirp Width (MHz)	Pulse 1-to-2 Spacing (µs)	Pulse 2-to-3 Spacing (µs)	Starting Location Within Interval (µs)
1	3	61.700	11.000000	1264.000	1572.000	640.000
2	3	82.600	11.000000	923.000	1387.000	439.000
3	2	74.800	11.000000	1230.000	---	16.000
4	2	77.700	11.000000	1544.000	---	613.000
5	1	80.400	11.000000	---	---	213.000
6	3	88.700	11.000000	1316.000	1461.000	568.000
7	3	78.100	11.000000	1065.000	1167.000	387.000
8	2	56.600	11.000000	1454.000	---	647.000
9	1	63.600	11.000000	---	---	285.000
10	2	73.100	11.000000	1369.000	---	189.000
11	2	67.900	11.000000	994.000	---	165.000
12	2	76.500	11.000000	1164.000	---	480.000
13	1	63.700	11.000000	---	---	28.000
14	2	70.100	11.000000	1823.000	---	516.000
15	2	90.400	11.000000	1694.000	---	561.000
16	2	87.700	11.000000	1528.000	---	420.000
17	3	77.700	11.000000	1339.000	1407.000	61.000
18	1	81.300	11.000000	---	---	67.000

This report shall not be reproduced except in full, without the written approval of UL Verification Services (Guangzhou) Co., Ltd, Song Shan Lake Branch.

Detailed Results for Radar Type 5_Trial 2

Burst	No. of Pulses	Pulse Width (µs)	Chirp Width (MHz)	Pulse 1-to-2 Spacing (µs)	Pulse 2-to-3 Spacing (µs)	Starting Location Within Interval (µs)
1	1	93.100	11.000000	---	---	422.000
2	3	61.300	11.000000	1194.000	1086.000	738.000
3	3	57.000	11.000000	1918.000	1102.000	523.000
4	3	91.800	11.000000	1588.000	1798.000	874.000
5	3	88.600	11.000000	1491.000	1061.000	748.000
6	3	62.400	11.000000	1019.000	1144.000	525.000
7	3	88.000	11.000000	1259.000	1713.000	641.000
8	2	77.700	11.000000	1025.000	---	383.000
9	1	51.800	11.000000	---	---	554.000
10	1	55.900	11.000000	---	---	939.000
11	3	63.700	11.000000	1503.000	1789.000	182.000

This report shall not be reproduced except in full, without the written approval of UL Verification Services (Guangzhou) Co., Ltd, Song Shan Lake Branch.

Detailed Results for Radar Type 5_Trial 3

Burst	No. of Pulses	Pulse Width (µs)	Chirp Width (MHz)	Pulse 1-to-2 Spacing (µs)	Pulse 2-to-3 Spacing (µs)	Starting Location Within Interval (µs)
1	3	86.900	18.000000	1072.000	1743.000	270.000
2	3	81.200	18.000000	1473.000	1232.000	993.000
3	3	100.000	18.000000	1838.000	1883.000	1083.000
4	1	65.400	18.000000	---	---	815.000
5	3	80.200	18.000000	1355.000	1538.000	799.000
6	3	96.500	18.000000	1759.000	1784.000	72.000
7	3	80.300	18.000000	1386.000	1646.000	426.000
8	2	81.600	18.000000	1787.000	---	878.000

This report shall not be reproduced except in full, without the written approval of UL Verification Services (Guangzhou) Co., Ltd, Song Shan Lake Branch.

Detailed Results for Radar Type 5_Trial 4

Burst	No. of Pulses	Pulse Width (µs)	Chirp Width (MHz)	Pulse 1-to-2 Spacing (µs)	Pulse 2-to-3 Spacing (µs)	Starting Location Within Interval (µs)
1	2	52.400	9.000000	974.000	---	609.000
2	2	55.800	9.000000	1319.000	---	738.000
3	2	58.000	9.000000	1056.000	---	899.000
4	2	50.700	9.000000	975.000	---	575.000
5	1	54.600	9.000000	---	---	73.000
6	2	82.900	9.000000	1205.000	---	107.000
7	2	51.100	9.000000	991.000	---	451.000
8	2	94.700	9.000000	1862.000	---	331.000
9	2	65.500	9.000000	1034.000	---	871.000
10	2	62.000	9.000000	1226.000	---	12.000
11	3	65.600	9.000000	1015.000	1040.000	157.000
12	2	54.800	9.000000	1350.000	---	641.000
13	2	68.900	9.000000	1496.000	---	791.000

This report shall not be reproduced except in full, without the written approval of UL Verification Services (Guangzhou) Co., Ltd, Song Shan Lake Branch.

Detailed Results for Radar Type 5_Trial 5

Burst	No. of Pulses	Pulse Width (µs)	Chirp Width (MHz)	Pulse 1-to-2 Spacing (µs)	Pulse 2-to-3 Spacing (µs)	Starting Location Within Interval (µs)
1	3	56.900	7.000000	1444.000	967.000	453.000
2	3	59.600	7.000000	1787.000	1144.000	206.000
3	3	95.100	7.000000	1708.000	1109.000	579.000
4	1	90.100	7.000000	---	---	554.000
5	1	81.600	7.000000	---	---	140.000
6	2	78.100	7.000000	1096.000	---	407.000
7	1	99.000	7.000000	---	---	350.000
8	3	81.300	7.000000	1461.000	1547.000	552.000
9	2	54.900	7.000000	1737.000	---	501.000
10	2	54.200	7.000000	1388.000	---	121.000
11	2	86.200	7.000000	971.000	---	397.000
12	2	79.100	7.000000	1117.000	---	318.000
13	2	55.200	7.000000	1399.000	---	427.000
14	1	57.800	7.000000	---	---	441.000
15	2	56.500	7.000000	1323.000	---	397.000
16	1	57.200	7.000000	---	---	435.000
17	2	71.400	7.000000	989.000	---	500.000
18	2	75.000	7.000000	1489.000	---	16.000
19	1	94.000	7.000000	---	---	44.000
20	3	72.700	7.000000	1153.000	1688.000	262.000

This report shall not be reproduced except in full, without the written approval of UL Verification Services (Guangzhou) Co., Ltd, Song Shan Lake Branch.

Detailed Results for Radar Type 5_Trial 6

Burst	No. of Pulses	Pulse Width (µs)	Chirp Width (MHz)	Pulse 1-to-2 Spacing (µs)	Pulse 2-to-3 Spacing (µs)	Starting Location Within Interval (µs)
1	1	51.100	19.000000	---	---	551.000
2	2	85.100	19.000000	1734.000	---	404.000
3	3	52.100	19.000000	1720.000	1874.000	512.000
4	1	74.000	19.000000	---	---	40.000
5	2	52.100	19.000000	1849.000	---	96.000
6	2	76.700	19.000000	1657.000	---	349.000
7	1	55.400	19.000000	---	---	91.000
8	3	81.200	19.000000	1796.000	1552.000	89.000
9	2	60.900	19.000000	1713.000	---	57.000
10	2	57.100	19.000000	1611.000	---	530.000
11	2	50.100	19.000000	1364.000	---	248.000
12	1	89.400	19.000000	---	---	296.000
13	3	64.500	19.000000	1437.000	1500.000	469.000
14	2	72.500	19.000000	1415.000	---	437.000
15	3	72.200	19.000000	1705.000	1577.000	554.000
16	2	87.800	19.000000	1175.000	---	48.000
17	2	91.300	19.000000	1613.000	---	537.000
18	2	65.400	19.000000	1307.000	---	194.000
19	1	56.300	19.000000	---	---	276.000
20	2	68.900	19.000000	1611.000	---	430.000

This report shall not be reproduced except in full, without the written approval of UL Verification Services (Guangzhou) Co., Ltd, Song Shan Lake Branch.

Detailed Results for Radar Type 5_Trial 7

Burst	No. of Pulses	Pulse Width (µs)	Chirp Width (MHz)	Pulse 1-to-2 Spacing (µs)	Pulse 2-to-3 Spacing (µs)	Starting Location Within Interval (µs)
1	2	74.800	8.000000	1894.000	---	41.000
2	2	95.100	8.000000	1815.000	---	443.000
3	1	95.500	8.000000	---	---	663.000
4	2	87.500	8.000000	1259.000	---	156.000
5	3	86.300	8.000000	947.000	1761.000	185.000
6	1	90.900	8.000000	---	---	246.000
7	2	51.800	8.000000	1879.000	---	166.000
8	1	92.100	8.000000	---	---	203.000
9	3	83.800	8.000000	1477.000	1851.000	570.000
10	1	51.500	8.000000	---	---	48.000
11	1	60.400	8.000000	---	---	1.000
12	3	95.800	8.000000	934.000	1424.000	382.000
13	2	79.200	8.000000	1808.000	---	537.000
14	3	79.500	8.000000	1300.000	1192.000	323.000
15	1	83.200	8.000000	---	---	343.000
16	2	98.800	8.000000	1791.000	---	560.000
17	2	50.800	8.000000	1866.000	---	659.000

This report shall not be reproduced except in full, without the written approval of UL Verification Services (Guangzhou) Co., Ltd, Song Shan Lake Branch.

Detailed Results for Radar Type 5_Trial 8

Burst	No. of Pulses	Pulse Width (µs)	Chirp Width (MHz)	Pulse 1-to-2 Spacing (µs)	Pulse 2-to-3 Spacing (µs)	Starting Location Within Interval (µs)
1	2	66.900	16.000000	1927.000	---	308.000
2	3	68.300	16.000000	1068.000	1286.000	574.000
3	2	50.600	16.000000	1234.000	---	468.000
4	2	58.200	16.000000	1470.000	---	785.000
5	3	58.300	16.000000	1083.000	1021.000	1235.000
6	1	71.500	16.000000	---	---	91.000
7	1	67.400	16.000000	---	---	710.000
8	3	59.100	16.000000	1642.000	1231.000	561.000
9	2	66.000	16.000000	1446.000	---	628.000

This report shall not be reproduced except in full, without the written approval of UL Verification Services (Guangzhou) Co., Ltd, Song Shan Lake Branch.

Detailed Results for Radar Type 5_Trial 9

Burst	No. of Pulses	Pulse Width (µs)	Chirp Width (MHz)	Pulse 1-to-2 Spacing (µs)	Pulse 2-to-3 Spacing (µs)	Starting Location Within Interval (µs)
1	2	70.500	17.000000	956.000	---	247.000
2	3	85.800	17.000000	1726.000	1051.000	659.000
3	2	67.600	17.000000	1910.000	---	383.000
4	2	97.900	17.000000	1794.000	---	123.000
5	3	55.000	17.000000	1798.000	1000.000	48.000
6	2	55.900	17.000000	1322.000	---	464.000
7	3	53.400	17.000000	1270.000	1431.000	347.000
8	2	88.300	17.000000	1417.000	---	544.000
9	2	95.600	17.000000	1228.000	---	453.000
10	2	70.400	17.000000	1039.000	---	291.000
11	2	53.000	17.000000	1860.000	---	689.000
12	1	80.600	17.000000	---	---	628.000
13	3	67.000	17.000000	1382.000	1724.000	487.000
14	2	67.300	17.000000	1895.000	---	682.000
15	2	63.100	17.000000	1171.000	---	343.000
16	2	79.400	17.000000	1369.000	---	186.000

This report shall not be reproduced except in full, without the written approval of UL Verification Services (Guangzhou) Co., Ltd, Song Shan Lake Branch.

Detailed Results for Radar Type 5_Trial 10

Burst	No. of Pulses	Pulse Width (µs)	Chirp Width (MHz)	Pulse 1-to-2 Spacing (µs)	Pulse 2-to-3 Spacing (µs)	Starting Location Within Interval (µs)
1	2	69.000	7.000000	1220.000	---	20.000
2	3	88.500	7.000000	1376.000	1096.000	45.000
3	2	56.300	7.000000	1207.000	---	779.000
4	2	88.800	7.000000	1793.000	---	532.000
5	1	78.600	7.000000	---	---	577.000
6	2	82.300	7.000000	1534.000	---	549.000
7	1	71.700	7.000000	---	---	612.000
8	2	52.800	7.000000	1891.000	---	631.000
9	1	66.100	7.000000	---	---	166.000
10	2	72.800	7.000000	1460.000	---	381.000
11	2	82.900	7.000000	1293.000	---	451.000
12	3	72.300	7.000000	1224.000	1577.000	61.000
13	2	91.900	7.000000	1281.000	---	619.000
14	3	82.400	7.000000	1570.000	1469.000	99.000

This report shall not be reproduced except in full, without the written approval of UL Verification Services (Guangzhou) Co., Ltd, Song Shan Lake Branch.

Detailed Results for Radar Type 5_Trial 11

Burst	No. of Pulses	Pulse Width (µs)	Chirp Width (MHz)	Pulse 1-to-2 Spacing (µs)	Pulse 2-to-3 Spacing (µs)	Starting Location Within Interval (µs)
1	2	57.400	6.000000	963.000	---	180.000
2	2	93.600	6.000000	1584.000	---	459.000
3	2	80.100	6.000000	1493.000	---	435.000
4	1	64.100	6.000000	---	---	1256.000
5	2	67.700	6.000000	1215.000	---	734.000
6	1	96.500	6.000000	---	---	1281.000
7	2	81.500	6.000000	974.000	---	1432.000
8	2	66.800	6.000000	1558.000	---	92.000

This report shall not be reproduced except in full, without the written approval of UL Verification Services (Guangzhou) Co., Ltd, Song Shan Lake Branch.

Detailed Results for Radar Type 5_Trial 12

Burst	No. of Pulses	Pulse Width (µs)	Chirp Width (MHz)	Pulse 1-to-2 Spacing (µs)	Pulse 2-to-3 Spacing (µs)	Starting Location Within Interval (µs)
1	3	52.300	11.000000	1799.000	1297.000	737.000
2	3	53.600	11.000000	1397.000	1860.000	189.000
3	1	59.200	11.000000	---	---	495.000
4	3	54.300	11.000000	1885.000	1319.000	152.000
5	1	75.600	11.000000	---	---	76.000
6	1	52.900	11.000000	---	---	190.000
7	1	97.700	11.000000	---	---	195.000
8	2	50.200	11.000000	1276.000	---	604.000
9	3	95.000	11.000000	1526.000	1582.000	267.000
10	3	77.500	11.000000	1494.000	1729.000	842.000
11	1	66.900	11.000000	---	---	144.000
12	2	96.100	11.000000	1441.000	---	435.000
13	3	62.500	11.000000	1037.000	1474.000	262.000
14	2	53.100	11.000000	1278.000	---	525.000

This report shall not be reproduced except in full, without the written approval of UL Verification Services (Guangzhou) Co., Ltd, Song Shan Lake Branch.

Detailed Results for Radar Type 5_Trial 13

Burst	No. of Pulses	Pulse Width (µs)	Chirp Width (MHz)	Pulse 1-to-2 Spacing (µs)	Pulse 2-to-3 Spacing (µs)	Starting Location Within Interval (µs)
1	1	70.600	15.000000	---	---	302.000
2	1	74.700	15.000000	---	---	299.000
3	1	63.600	15.000000	---	---	82.000
4	2	52.100	15.000000	1812.000	---	536.000
5	1	97.500	15.000000	---	---	395.000
6	2	96.300	15.000000	1335.000	---	250.000
7	3	70.800	15.000000	1052.000	1243.000	462.000
8	3	59.600	15.000000	1059.000	1550.000	477.000
9	3	99.200	15.000000	1633.000	1572.000	254.000
10	1	53.300	15.000000	---	---	33.000
11	3	98.600	15.000000	1526.000	1428.000	564.000
12	3	89.300	15.000000	1017.000	1662.000	221.000
13	1	62.700	15.000000	---	---	248.000
14	2	70.400	15.000000	1855.000	---	232.000
15	3	61.400	15.000000	1444.000	1073.000	470.000
16	1	76.000	15.000000	---	---	441.000
17	2	90.800	15.000000	1164.000	---	195.000
18	3	65.200	15.000000	1246.000	1582.000	246.000
19	3	74.700	15.000000	928.000	1671.000	194.000
20	2	75.100	15.000000	989.000	---	83.000

This report shall not be reproduced except in full, without the written approval of UL Verification Services (Guangzhou) Co., Ltd, Song Shan Lake Branch.

Detailed Results for Radar Type 5_Trial 14

Burst	No. of Pulses	Pulse Width (µs)	Chirp Width (MHz)	Pulse 1-to-2 Spacing (µs)	Pulse 2-to-3 Spacing (µs)	Starting Location Within Interval (µs)
1	3	75.600	14.000000	1717.000	1819.000	814.000
2	2	87.500	14.000000	1850.000	---	108.000
3	1	69.100	14.000000	---	---	310.000
4	2	55.800	14.000000	972.000	---	0.000
5	1	90.600	14.000000	---	---	277.000
6	2	87.800	14.000000	1808.000	---	20.000
7	1	74.000	14.000000	---	---	35.000
8	3	94.800	14.000000	1120.000	938.000	554.000
9	2	57.200	14.000000	1619.000	---	141.000
10	1	56.000	14.000000	---	---	595.000
11	2	99.500	14.000000	1143.000	---	262.000
12	2	66.500	14.000000	1675.000	---	557.000

This report shall not be reproduced except in full, without the written approval of UL Verification Services (Guangzhou) Co., Ltd, Song Shan Lake Branch.

Detailed Results for Radar Type 5_Trial 15

Burst	No. of Pulses	Pulse Width (µs)	Chirp Width (MHz)	Pulse 1-to-2 Spacing (µs)	Pulse 2-to-3 Spacing (µs)	Starting Location Within Interval (µs)
1	2	79.600	17.000000	1029.000	---	270.000
2	1	90.200	17.000000	---	---	580.000
3	3	66.100	17.000000	1312.000	1766.000	86.000
4	1	95.200	17.000000	---	---	92.000
5	2	76.300	17.000000	1238.000	---	368.000
6	2	75.800	17.000000	1106.000	---	165.000
7	3	50.700	17.000000	1312.000	1580.000	377.000
8	3	56.300	17.000000	1837.000	1154.000	323.000
9	3	56.100	17.000000	1061.000	1394.000	400.000
10	3	81.200	17.000000	1582.000	1379.000	405.000
11	2	89.700	17.000000	1845.000	---	506.000
12	1	97.800	17.000000	---	---	331.000
13	1	75.700	17.000000	---	---	430.000
14	3	50.200	17.000000	1237.000	1653.000	544.000
15	2	52.000	17.000000	1729.000	---	339.000
16	2	69.400	17.000000	1603.000	---	44.000
17	2	67.500	17.000000	1168.000	---	521.000
18	2	98.100	17.000000	958.000	---	384.000
19	3	63.600	17.000000	1260.000	1640.000	194.000

This report shall not be reproduced except in full, without the written approval of UL Verification Services (Guangzhou) Co., Ltd, Song Shan Lake Branch.

Detailed Results for Radar Type 5_Trial 16

Burst	No. of Pulses	Pulse Width (µs)	Chirp Width (MHz)	Pulse 1-to-2 Spacing (µs)	Pulse 2-to-3 Spacing (µs)	Starting Location Within Interval (µs)
1	3	53.000	16.000000	1731.000	1776.000	102.000
2	2	61.000	16.000000	988.000	---	570.000
3	1	59.900	16.000000	---	---	566.000
4	1	85.500	16.000000	---	---	213.000
5	3	94.800	16.000000	1100.000	1674.000	103.000
6	3	81.600	16.000000	979.000	1275.000	44.000
7	1	57.300	16.000000	---	---	498.000
8	2	93.800	16.000000	999.000	---	772.000
9	2	75.100	16.000000	1593.000	---	686.000
10	3	96.400	16.000000	1515.000	1372.000	320.000
11	2	59.600	16.000000	1224.000	---	9.000
12	2	69.600	16.000000	1553.000	---	192.000
13	1	84.300	16.000000	---	---	102.000
14	3	70.600	16.000000	1234.000	961.000	644.000
15	1	97.700	16.000000	---	---	436.000

This report shall not be reproduced except in full, without the written approval of UL Verification Services (Guangzhou) Co., Ltd, Song Shan Lake Branch.

Detailed Results for Radar Type 5_Trial 17

Burst	No. of Pulses	Pulse Width (µs)	Chirp Width (MHz)	Pulse 1-to-2 Spacing (µs)	Pulse 2-to-3 Spacing (µs)	Starting Location Within Interval (µs)
1	2	69.200	20.000000	1589.000	---	608.000
2	2	96.300	20.000000	1096.000	---	1107.000
3	2	65.100	20.000000	973.000	---	1251.000
4	3	82.700	20.000000	1229.000	1116.000	442.000
5	1	86.700	20.000000	---	---	528.000
6	1	50.500	20.000000	---	---	261.000
7	2	74.700	20.000000	1296.000	---	317.000
8	1	58.000	20.000000	---	---	131.000
9	3	82.600	20.000000	1463.000	985.000	1132.000

This report shall not be reproduced except in full, without the written approval of UL Verification Services (Guangzhou) Co., Ltd, Song Shan Lake Branch.

Detailed Results for Radar Type 5_Trial 18

Burst	No. of Pulses	Pulse Width (µs)	Chirp Width (MHz)	Pulse 1-to-2 Spacing (µs)	Pulse 2-to-3 Spacing (µs)	Starting Location Within Interval (µs)
1	3	97.300	12.000000	1764.000	1049.000	85.000
2	1	83.400	12.000000	---	---	882.000
3	1	94.700	12.000000	---	---	903.000
4	2	60.100	12.000000	1023.000	---	878.000
5	2	54.600	12.000000	1385.000	---	1271.000
6	3	88.100	12.000000	1088.000	1048.000	932.000
7	3	90.200	12.000000	1799.000	1142.000	226.000
8	3	63.400	12.000000	1149.000	971.000	1426.000

This report shall not be reproduced except in full, without the written approval of UL Verification Services (Guangzhou) Co., Ltd, Song Shan Lake Branch.

Detailed Results for Radar Type 5_Trial 19

Burst	No. of Pulses	Pulse Width (µs)	Chirp Width (MHz)	Pulse 1-to-2 Spacing (µs)	Pulse 2-to-3 Spacing (µs)	Starting Location Within Interval (µs)
1	2	51.000	9.000000	1731.000	---	259.000
2	2	69.300	9.000000	1762.000	---	617.000
3	1	94.600	9.000000	---	---	379.000
4	2	65.100	9.000000	1536.000	---	103.000
5	3	51.100	9.000000	1546.000	1400.000	650.000
6	2	86.100	9.000000	1619.000	---	221.000
7	1	80.000	9.000000	---	---	44.000
8	1	60.800	9.000000	---	---	384.000
9	3	56.200	9.000000	1627.000	1397.000	126.000
10	1	99.700	9.000000	---	---	20.000
11	1	84.000	9.000000	---	---	411.000
12	3	83.100	9.000000	1223.000	1586.000	232.000
13	1	50.900	9.000000	---	---	179.000
14	1	53.200	9.000000	---	---	48.000
15	2	71.800	9.000000	1079.000	---	692.000
16	2	66.300	9.000000	1893.000	---	503.000
17	2	51.200	9.000000	1362.000	---	455.000

This report shall not be reproduced except in full, without the written approval of UL Verification Services (Guangzhou) Co., Ltd, Song Shan Lake Branch.

Detailed Results for Radar Type 5_Trial 20

Burst	No. of Pulses	Pulse Width (µs)	Chirp Width (MHz)	Pulse 1-to-2 Spacing (µs)	Pulse 2-to-3 Spacing (µs)	Starting Location Within Interval (µs)
1	3	92.800	10.000000	1307.000	1195.000	177.000
2	2	69.200	10.000000	1264.000	---	1014.000
3	2	63.000	10.000000	1830.000	---	875.000
4	1	58.400	10.000000	---	---	470.000
5	2	74.900	10.000000	1531.000	---	184.000
6	2	76.000	10.000000	1488.000	---	679.000
7	2	50.500	10.000000	1360.000	---	296.000
8	1	82.500	10.000000	---	---	645.000
9	3	58.800	10.000000	1168.000	1620.000	345.000
10	2	70.900	10.000000	1468.000	---	205.000
11	1	72.700	10.000000	---	---	702.000

This report shall not be reproduced except in full, without the written approval of UL Verification Services (Guangzhou) Co., Ltd, Song Shan Lake Branch.

Detailed Results for Radar Type 5_Trial 21

Burst	No. of Pulses	Pulse Width (µs)	Chirp Width (MHz)	Pulse 1-to-2 Spacing (µs)	Pulse 2-to-3 Spacing (µs)	Starting Location Within Interval (µs)
1	1	66.600	20.000000	---	---	330.000
2	1	74.500	20.000000	---	---	248.000
3	2	68.200	20.000000	1149.000	---	80.000
4	2	70.100	20.000000	1849.000	---	536.000
5	3	65.800	20.000000	1316.000	1180.000	623.000
6	3	82.100	20.000000	1690.000	1661.000	503.000
7	2	95.900	20.000000	1840.000	---	687.000
8	1	51.100	20.000000	---	---	107.000
9	2	99.600	20.000000	1035.000	---	389.000
10	1	59.600	20.000000	---	---	424.000
11	3	96.000	20.000000	1733.000	1820.000	427.000
12	3	64.400	20.000000	1553.000	1679.000	204.000
13	2	82.800	20.000000	1451.000	---	69.000
14	2	86.800	20.000000	1508.000	---	573.000
15	2	76.300	20.000000	1738.000	---	361.000
16	2	83.800	20.000000	1152.000	---	683.000

This report shall not be reproduced except in full, without the written approval of UL Verification Services (Guangzhou) Co., Ltd, Song Shan Lake Branch.

Detailed Results for Radar Type 5_Trial 22

Burst	No. of Pulses	Pulse Width (µs)	Chirp Width (MHz)	Pulse 1-to-2 Spacing (µs)	Pulse 2-to-3 Spacing (µs)	Starting Location Within Interval (µs)
1	2	59.500	11.000000	1738.000	---	660.000
2	1	57.000	11.000000	---	---	796.000
3	2	54.400	11.000000	1891.000	---	779.000
4	2	97.500	11.000000	1566.000	---	298.000
5	3	52.000	11.000000	1941.000	1472.000	201.000
6	1	62.500	11.000000	---	---	211.000
7	2	79.100	11.000000	1016.000	---	30.000
8	2	98.600	11.000000	927.000	---	485.000
9	2	52.900	11.000000	1814.000	---	328.000
10	2	64.600	11.000000	1644.000	---	339.000
11	3	75.300	11.000000	1710.000	1296.000	500.000
12	1	74.200	11.000000	---	---	451.000
13	1	58.400	11.000000	---	---	160.000
14	1	97.500	11.000000	---	---	573.000

This report shall not be reproduced except in full, without the written approval of UL Verification Services (Guangzhou) Co., Ltd, Song Shan Lake Branch.

Detailed Results for Radar Type 5_Trial 23

Burst	No. of Pulses	Pulse Width (µs)	Chirp Width (MHz)	Pulse 1-to-2 Spacing (µs)	Pulse 2-to-3 Spacing (µs)	Starting Location Within Interval (µs)
1	2	68.600	13.000000	1614.000	---	278.000
2	3	78.700	13.000000	1230.000	1429.000	455.000
3	2	72.000	13.000000	1581.000	---	173.000
4	2	75.600	13.000000	977.000	---	212.000
5	2	65.500	13.000000	1725.000	---	589.000
6	2	55.000	13.000000	1600.000	---	3.000
7	1	57.000	13.000000	---	---	642.000
8	2	70.100	13.000000	1454.000	---	556.000
9	2	52.700	13.000000	1212.000	---	448.000
10	3	61.200	13.000000	1845.000	1035.000	543.000
11	2	98.000	13.000000	1740.000	---	298.000
12	2	56.300	13.000000	1488.000	---	3.000
13	3	74.200	13.000000	1454.000	1697.000	589.000
14	1	91.600	13.000000	---	---	282.000
15	3	70.600	13.000000	1578.000	1218.000	414.000

This report shall not be reproduced except in full, without the written approval of UL Verification Services (Guangzhou) Co., Ltd, Song Shan Lake Branch.

Detailed Results for Radar Type 5_Trial 24

Burst	No. of Pulses	Pulse Width (µs)	Chirp Width (MHz)	Pulse 1-to-2 Spacing (µs)	Pulse 2-to-3 Spacing (µs)	Starting Location Within Interval (µs)
1	2	80.800	17.000000	1865.000	---	407.000
2	2	65.200	17.000000	1617.000	---	541.000
3	2	55.500	17.000000	1012.000	---	474.000
4	2	97.400	17.000000	1402.000	---	157.000
5	2	70.500	17.000000	1522.000	---	531.000
6	2	84.400	17.000000	1207.000	---	573.000
7	3	86.000	17.000000	1566.000	1277.000	121.000
8	2	76.800	17.000000	1481.000	---	136.000
9	2	87.400	17.000000	993.000	---	227.000
10	2	56.300	17.000000	1384.000	---	27.000
11	3	86.700	17.000000	920.000	1181.000	224.000
12	3	81.000	17.000000	959.000	1111.000	506.000
13	2	50.500	17.000000	1891.000	---	173.000
14	2	92.000	17.000000	1263.000	---	553.000
15	2	62.200	17.000000	1469.000	---	311.000
16	2	69.400	17.000000	1007.000	---	332.000
17	3	65.600	17.000000	1335.000	1823.000	519.000
18	2	70.300	17.000000	1590.000	---	96.000
19	3	78.100	17.000000	1361.000	1775.000	12.000

This report shall not be reproduced except in full, without the written approval of UL Verification Services (Guangzhou) Co., Ltd, Song Shan Lake Branch.

Detailed Results for Radar Type 5_Trial 25

Burst	No. of Pulses	Pulse Width (µs)	Chirp Width (MHz)	Pulse 1-to-2 Spacing (µs)	Pulse 2-to-3 Spacing (µs)	Starting Location Within Interval (µs)
1	3	66.400	15.000000	1599.000	1875.000	190.000
2	1	73.600	15.000000	---	---	165.000
3	2	55.200	15.000000	1726.000	---	332.000
4	2	62.700	15.000000	1752.000	---	117.000
5	3	50.600	15.000000	1523.000	1052.000	572.000
6	2	57.800	15.000000	944.000	---	746.000
7	3	98.000	15.000000	1343.000	1215.000	147.000
8	2	82.800	15.000000	1182.000	---	30.000
9	2	62.900	15.000000	1549.000	---	395.000
10	2	50.700	15.000000	1196.000	---	333.000
11	3	69.200	15.000000	1106.000	1036.000	388.000
12	3	60.900	15.000000	1175.000	1183.000	612.000
13	2	78.500	15.000000	1908.000	---	125.000
14	2	67.800	15.000000	1667.000	---	502.000
15	2	58.000	15.000000	1869.000	---	224.000

This report shall not be reproduced except in full, without the written approval of UL Verification Services (Guangzhou) Co., Ltd, Song Shan Lake Branch.

Detailed Results for Radar Type 5_Trial 26

Burst	No. of Pulses	Pulse Width (µs)	Chirp Width (MHz)	Pulse 1-to-2 Spacing (µs)	Pulse 2-to-3 Spacing (µs)	Starting Location Within Interval (µs)
1	2	58.200	10.000000	1320.000	---	122.000
2	2	66.300	10.000000	1849.000	---	244.000
3	3	62.100	10.000000	1589.000	1390.000	229.000
4	2	74.300	10.000000	1184.000	---	976.000
5	1	58.600	10.000000	---	---	730.000
6	3	82.600	10.000000	1633.000	1513.000	669.000
7	1	73.100	10.000000	---	---	735.000
8	1	90.900	10.000000	---	---	645.000
9	3	66.300	10.000000	1563.000	1348.000	380.000
10	2	54.800	10.000000	1384.000	---	556.000
11	3	65.600	10.000000	1218.000	937.000	801.000
12	3	74.500	10.000000	958.000	1010.000	493.000

This report shall not be reproduced except in full, without the written approval of UL Verification Services (Guangzhou) Co., Ltd, Song Shan Lake Branch.

Detailed Results for Radar Type 5_Trial 27

Burst	No. of Pulses	Pulse Width (µs)	Chirp Width (MHz)	Pulse 1-to-2 Spacing (µs)	Pulse 2-to-3 Spacing (µs)	Starting Location Within Interval (µs)
1	2	63.100	5.000000	1767.000	---	49.000
2	2	54.000	5.000000	1907.000	---	76.000
3	1	74.000	5.000000	---	---	573.000
4	3	69.500	5.000000	1490.000	1185.000	440.000
5	2	62.300	5.000000	1013.000	---	645.000
6	2	52.800	5.000000	1682.000	---	178.000
7	2	90.100	5.000000	1367.000	---	171.000
8	1	86.200	5.000000	---	---	251.000
9	2	94.800	5.000000	908.000	---	307.000
10	2	66.500	5.000000	972.000	---	415.000
11	3	60.800	5.000000	1555.000	1769.000	440.000
12	2	69.200	5.000000	1364.000	---	408.000
13	2	82.600	5.000000	1077.000	---	86.000
14	3	89.600	5.000000	934.000	1096.000	215.000
15	2	87.700	5.000000	958.000	---	272.000
16	2	74.300	5.000000	1246.000	---	576.000
17	1	98.600	5.000000	---	---	262.000
18	3	82.600	5.000000	1172.000	1322.000	628.000

This report shall not be reproduced except in full, without the written approval of UL Verification Services (Guangzhou) Co., Ltd, Song Shan Lake Branch.

Detailed Results for Radar Type 5_Trial 28

Burst	No. of Pulses	Pulse Width (µs)	Chirp Width (MHz)	Pulse 1-to-2 Spacing (µs)	Pulse 2-to-3 Spacing (µs)	Starting Location Within Interval (µs)
1	2	52.100	18.000000	1215.000	---	17.000
2	3	99.800	18.000000	1736.000	1673.000	148.000
3	2	53.200	18.000000	1233.000	---	12.000
4	1	87.200	18.000000	---	---	540.000
5	2	75.200	18.000000	975.000	---	618.000
6	3	63.600	18.000000	1614.000	1448.000	732.000
7	2	61.200	18.000000	1118.000	---	137.000
8	2	86.400	18.000000	1014.000	---	331.000
9	2	79.400	18.000000	1910.000	---	737.000
10	2	84.300	18.000000	1126.000	---	48.000
11	2	81.500	18.000000	1345.000	---	288.000
12	3	81.300	18.000000	1810.000	952.000	529.000
13	2	94.900	18.000000	1306.000	---	612.000
14	3	69.600	18.000000	1632.000	1730.000	692.000
15	3	73.300	18.000000	1015.000	1552.000	317.000
16	3	93.100	18.000000	1179.000	1533.000	7.000

This report shall not be reproduced except in full, without the written approval of UL Verification Services (Guangzhou) Co., Ltd, Song Shan Lake Branch.

Detailed Results for Radar Type 5_Trial 29

Burst	No. of Pulses	Pulse Width (µs)	Chirp Width (MHz)	Pulse 1-to-2 Spacing (µs)	Pulse 2-to-3 Spacing (µs)	Starting Location Within Interval (µs)
1	2	77.900	16.000000	1250.000	---	478.000
2	2	69.500	16.000000	1007.000	---	962.000
3	2	74.500	16.000000	1631.000	---	657.000
4	1	93.900	16.000000	---	---	564.000
5	2	55.400	16.000000	949.000	---	59.000
6	3	50.400	16.000000	1162.000	1396.000	565.000
7	1	68.600	16.000000	---	---	732.000
8	3	88.700	16.000000	1750.000	1835.000	872.000
9	2	54.900	16.000000	1869.000	---	32.000
10	3	51.000	16.000000	970.000	1344.000	750.000
11	3	86.500	16.000000	1599.000	1682.000	364.000

This report shall not be reproduced except in full, without the written approval of UL Verification Services (Guangzhou) Co., Ltd, Song Shan Lake Branch.

Detailed Results for Radar Type 5_Trial 30

Burst	No. of Pulses	Pulse Width (µs)	Chirp Width (MHz)	Pulse 1-to-2 Spacing (µs)	Pulse 2-to-3 Spacing (µs)	Starting Location Within Interval (µs)
1	2	97.900	7.000000	1124.000	---	368.000
2	2	94.200	7.000000	1097.000	---	363.000
3	2	95.600	7.000000	1706.000	---	338.000
4	3	60.700	7.000000	1726.000	1788.000	628.000
5	2	79.600	7.000000	921.000	---	352.000
6	2	55.700	7.000000	1463.000	---	71.000
7	2	92.300	7.000000	1486.000	---	208.000
8	3	59.600	7.000000	1550.000	1830.000	605.000
9	2	95.900	7.000000	1529.000	---	727.000
10	2	87.500	7.000000	1521.000	---	637.000
11	3	81.100	7.000000	961.000	1815.000	593.000
12	3	93.000	7.000000	1246.000	1717.000	400.000
13	3	62.500	7.000000	1219.000	1563.000	742.000
14	1	70.400	7.000000	---	---	627.000
15	2	63.400	7.000000	1345.000	---	439.000
16	1	78.000	7.000000	---	---	663.000

This report shall not be reproduced except in full, without the written approval of UL Verification Services (Guangzhou) Co., Ltd, Song Shan Lake Branch.

Detailed Results for Radar Type 6

Trial Number	Pulse Width (µs)	PRI (µs)	No. of Pulses	Pulses Detected	Comment
1	1.000	300.000	9	YES	
2	1.000	300.000	9	YES	
3	1.000	300.000	9	YES	
4	1.000	300.000	9	YES	
5	1.000	300.000	9	YES	
6	1.000	300.000	9	YES	
7	1.000	300.000	9	YES	
8	1.000	300.000	9	YES	
9	1.000	300.000	9	YES	
10	1.000	300.000	9	YES	
11	1.000	300.000	9	YES	
12	1.000	300.000	9	YES	
13	1.000	300.000	9	YES	
14	1.000	300.000	9	YES	
15	1.000	300.000	9	YES	
16	1.000	300.000	9	YES	
17	1.000	300.000	9	YES	
18	1.000	300.000	9	YES	
19	1.000	300.000	9	YES	
20	1.000	300.000	9	YES	
21	1.000	300.000	9	YES	
22	1.000	300.000	9	YES	
23	1.000	300.000	9	YES	
24	1.000	300.000	9	YES	
25	1.000	300.000	9	YES	
26	1.000	300.000	9	YES	
27	1.000	300.000	9	YES	
28	1.000	300.000	9	YES	
29	1.000	300.000	9	YES	
30	1.000	300.000	9	YES	

This report shall not be reproduced except in full, without the written approval of UL Verification Services (Guangzhou) Co., Ltd, Song Shan Lake Branch.

7.6.3. Test Result for 802.11be 80MHz mode

DFS Statistical Performance Check (5290 MHz; 80 MHz)

Test according to FCC title 47 part 15 §15.407(h), KDB 905462 D02 U-NII DFS Compliance Procedures New Rules v02

Measurement Summary

DUT Frequency (MHz)	Radar Type No.	Detection count	Percentage of Detection Px	Detection Limit	Overall Result	Overall Comment
5290.000000	1	30 of 30	100.00%	60.0 %	PASS	
5290.000000	2	30 of 30	100.00%	60.0 %	PASS	
5290.000000	3	29 of 30	96.67%	60.0 %	PASS	
5290.000000	4	27 of 30	90.00%	60.0 %	PASS	
5290.000000	5	29 of 30	96.67%	80.0 %	PASS	
5290.000000	6	30 of 30	100.00%	70.0 %	PASS	

Aggregate Results for Short Pulse Radar Type 1-4

Aggregate Calculation as follows	Aggregate Percentage	Aggregate Limit	Aggregate Result	Aggregate Comment
(P1 + P2 + P3 + P4) / 4	96.67%	80.0 %	PASS	

This report shall not be reproduced except in full, without the written approval of UL Verification Services (Guangzhou) Co., Ltd, Song Shan Lake Branch.

Detailed Results for Radar Type 1

Trial Number	Random Trial used	Pulse Width (µs)	PRI (µs)	No. of Pulses	Pulses Detected	Comment
1	34	1.000	1498.000	36	YES	
2	47	1.000	2767.000	20	YES	
3	3	1.000	558.000	95	YES	
4	10	1.000	698.000	76	YES	
5	6	1.000	618.000	86	YES	
6	16	1.000	818.000	65	YES	
7	5	1.000	598.000	89	YES	
8	46	1.000	2669.000	20	YES	
9	9	1.000	678.000	78	YES	
10	23	1.000	3066.000	18	YES	
11	37	1.000	1791.000	30	YES	
12	31	1.000	1205.000	44	YES	
13	35	1.000	1596.000	34	YES	
14	28	1.000	912.000	58	YES	
15	27	1.000	815.000	65	YES	
16	13	1.000	758.000	70	YES	
17	20	1.000	898.000	59	YES	
18	14	1.000	778.000	68	YES	
19	17	1.000	838.000	63	YES	
20	40	1.000	2084.000	26	YES	
21	26	1.000	717.000	74	YES	
22	25	1.000	620.000	86	YES	
23	39	1.000	1986.000	27	YES	
24	11	1.000	718.000	74	YES	
25	12	1.000	738.000	72	YES	
26	1	1.000	518.000	102	YES	
27	48	1.000	2864.000	19	YES	
28	21	1.000	918.000	58	YES	
29	7	1.000	638.000	83	YES	
30	19	1.000	878.000	61	YES	

This report shall not be reproduced except in full, without the written approval of UL Verification Services (Guangzhou) Co., Ltd, Song Shan Lake Branch.

Detailed Results for Radar Type 2

Trial Number	Random Trial used	Pulse Width (µs)	PRI (µs)	No. of Pulses	Pulses Detected	Comment
1	20	1.200	185.000	25	YES	
2	5	3.500	226.000	26	YES	
3	21	3.600	193.000	28	YES	
4	3	5.000	192.000	23	YES	
5	6	3.700	161.000	26	YES	
6	29	4.100	189.000	26	YES	
7	24	4.400	188.000	27	YES	
8	49	1.800	159.000	25	YES	
9	2	4.500	191.000	23	YES	
10	14	4.800	175.000	24	YES	
11	40	3.600	230.000	27	YES	
12	44	3.500	167.000	29	YES	
13	15	2.200	180.000	29	YES	
14	46	3.000	191.000	28	YES	
15	33	2.100	228.000	28	YES	
16	43	4.100	153.000	24	YES	
17	18	2.000	153.000	24	YES	
18	17	4.500	213.000	23	YES	
19	36	3.200	200.000	28	YES	
20	27	2.700	199.000	29	YES	
21	48	4.200	227.000	24	YES	
22	30	4.200	173.000	25	YES	
23	9	3.900	212.000	27	YES	
24	37	3.400	191.000	24	YES	
25	35	1.200	206.000	24	YES	
26	47	3.400	213.000	27	YES	
27	1	3.400	168.000	25	YES	
28	31	4.000	154.000	28	YES	
29	11	1.700	224.000	23	YES	
30	28	1.700	216.000	27	YES	

This report shall not be reproduced except in full, without the written approval of UL Verification Services (Guangzhou) Co., Ltd, Song Shan Lake Branch.

Detailed Results for Radar Type 3

Trial Number	Random Trial used	Pulse Width (µs)	PRI (µs)	No. of Pulses	Pulses Detected	Comment
1	16	8.900	340.000	16	YES	
2	48	9.000	448.000	18	YES	
3	12	8.000	463.000	17	YES	
4	6	7.500	429.000	17	YES	
5	4	8.300	462.000	17	YES	
6	24	6.000	378.000	17	YES	
7	28	9.800	316.000	17	YES	
8	42	8.600	493.000	17	YES	
9	43	6.700	398.000	17	YES	
10	23	9.700	256.000	16	YES	
11	13	8.400	343.000	17	YES	
12	34	6.400	477.000	17	YES	
13	9	6.300	454.000	17	YES	
14	30	8.400	309.000	17	YES	
15	1	8.000	494.000	18	YES	
16	47	9.800	250.000	17	YES	
17	40	7.400	271.000	17	YES	
18	39	7.200	358.000	18	No	
19	33	9.000	430.000	18	YES	
20	26	9.200	497.000	17	YES	
21	29	9.900	446.000	17	YES	
22	19	9.600	336.000	18	YES	
23	18	6.200	263.000	18	YES	
24	8	7.000	358.000	17	YES	
25	5	8.200	464.000	18	YES	
26	2	7.500	211.000	17	YES	
27	22	6.500	433.000	17	YES	
28	15	8.100	436.000	17	YES	
29	21	8.100	204.000	17	YES	
30	27	6.600	301.000	17	YES	

This report shall not be reproduced except in full, without the written approval of UL Verification Services (Guangzhou) Co., Ltd, Song Shan Lake Branch.

Detailed Results for Radar Type 4

Trial Number	Random Trial used	Pulse Width (µs)	PRI (µs)	No. of Pulses	Pulses Detected	Comment
1	10	14.200	351.000	12	YES	
2	3	13.600	398.000	15	YES	
3	5	14.100	478.000	15	YES	
4	20	12.300	438.000	13	YES	
5	44	17.900	458.000	14	YES	
6	24	18.100	397.000	14	YES	
7	43	15.800	410.000	15	YES	
8	22	17.800	420.000	13	No	
9	21	11.700	483.000	16	YES	
10	7	18.600	236.000	12	YES	
11	40	13.600	237.000	15	YES	
12	42	18.500	208.000	14	YES	
13	18	15.600	420.000	15	YES	
14	26	18.900	299.000	16	YES	
15	45	16.700	419.000	16	YES	
16	27	15.600	303.000	13	YES	
17	2	19.900	428.000	12	YES	
18	48	14.500	433.000	12	YES	
19	9	13.300	254.000	14	YES	
20	30	11.800	384.000	14	YES	
21	31	14.400	266.000	14	No	
22	17	17.100	308.000	15	YES	
23	38	15.500	451.000	15	YES	
24	49	11.100	396.000	13	YES	
25	41	13.300	439.000	14	YES	
26	36	12.500	413.000	14	YES	
27	37	18.100	200.000	15	YES	
28	50	14.400	286.000	12	No	
29	6	18.500	499.000	13	YES	
30	28	13.000	309.000	14	YES	

This report shall not be reproduced except in full, without the written approval of UL Verification Services (Guangzhou) Co., Ltd, Song Shan Lake Branch.

Detailed Results for Radar Type 5

Trial Number	Random Trial used	Pulses Detected	Comment
1	28	YES	For detailed burst data see separate table Type5_Trial1
2	46	YES	For detailed burst data see separate table Type5_Trial2
3	20	YES	For detailed burst data see separate table Type5_Trial3
4	21	YES	For detailed burst data see separate table Type5_Trial4
5	41	YES	For detailed burst data see separate table Type5_Trial5
6	50	YES	For detailed burst data see separate table Type5_Trial6
7	49	YES	For detailed burst data see separate table Type5_Trial7
8	12	YES	For detailed burst data see separate table Type5_Trial8
9	14	YES	For detailed burst data see separate table Type5_Trial9
10	11	YES	For detailed burst data see separate table Type5_Trial10
11	25	YES	For detailed burst data see separate table Type5_Trial11
12	3	YES	For detailed burst data see separate table Type5_Trial12
13	45	YES	For detailed burst data see separate table Type5_Trial13
14	10	YES	For detailed burst data see separate table Type5_Trial14
15	42	YES	For detailed burst data see separate table Type5_Trial15
16	44	YES	For detailed burst data see separate table Type5_Trial16
17	18	YES	For detailed burst data see separate table Type5_Trial17
18	8	YES	For detailed burst data see separate table Type5_Trial18
19	40	YES	For detailed burst data see separate table Type5_Trial19
20	33	YES	For detailed burst data see separate table Type5_Trial20
21	47	YES	For detailed burst data see separate table Type5_Trial21
22	2	YES	For detailed burst data see separate table Type5_Trial22
23	38	YES	For detailed burst data see separate table Type5_Trial23
24	36	YES	For detailed burst data see separate table Type5_Trial24
25	29	YES	For detailed burst data see separate table Type5_Trial25
26	15	YES	For detailed burst data see separate table Type5_Trial26
27	1	YES	For detailed burst data see separate table Type5_Trial27
28	32	YES	For detailed burst data see separate table Type5_Trial28
29	30	YES	For detailed burst data see separate table Type5_Trial29
30	43	No	For detailed burst data see separate table Type5_Trial30

This report shall not be reproduced except in full, without the written approval of UL Verification Services (Guangzhou) Co., Ltd, Song Shan Lake Branch.

Detailed Results for Radar Type 5_Trial 1

Burst	No. of Pulses	Pulse Width (µs)	Chirp Width (MHz)	Pulse 1-to-2 Spacing (µs)	Pulse 2-to-3 Spacing (µs)	Starting Location Within Interval (µs)
1	2	97.500	12.000000	1544.000	---	99.000
2	2	65.600	12.000000	1375.000	---	550.000
3	1	68.300	12.000000	---	---	550.000
4	3	50.300	12.000000	1878.000	1651.000	1131.000
5	3	51.700	12.000000	975.000	1518.000	102.000
6	3	57.200	12.000000	1700.000	1447.000	1041.000
7	2	98.400	12.000000	1637.000	---	130.000
8	3	58.900	12.000000	1602.000	1161.000	38.000
9	2	60.100	12.000000	984.000	---	333.000

This report shall not be reproduced except in full, without the written approval of UL Verification Services (Guangzhou) Co., Ltd, Song Shan Lake Branch.

Detailed Results for Radar Type 5_Trial 2

Burst	No. of Pulses	Pulse Width (µs)	Chirp Width (MHz)	Pulse 1-to-2 Spacing (µs)	Pulse 2-to-3 Spacing (µs)	Starting Location Within Interval (µs)
1	3	52.300	11.000000	1799.000	1297.000	737.000
2	3	53.600	11.000000	1397.000	1860.000	189.000
3	1	59.200	11.000000	---	---	495.000
4	3	54.300	11.000000	1885.000	1319.000	152.000
5	1	75.600	11.000000	---	---	76.000
6	1	52.900	11.000000	---	---	190.000
7	1	97.700	11.000000	---	---	195.000
8	2	50.200	11.000000	1276.000	---	604.000
9	3	95.000	11.000000	1526.000	1582.000	267.000
10	3	77.500	11.000000	1494.000	1729.000	842.000
11	1	66.900	11.000000	---	---	144.000
12	2	96.100	11.000000	1441.000	---	435.000
13	3	62.500	11.000000	1037.000	1474.000	262.000
14	2	53.100	11.000000	1278.000	---	525.000

This report shall not be reproduced except in full, without the written approval of UL Verification Services (Guangzhou) Co., Ltd, Song Shan Lake Branch.

Detailed Results for Radar Type 5_Trial 3

Burst	No. of Pulses	Pulse Width (µs)	Chirp Width (MHz)	Pulse 1-to-2 Spacing (µs)	Pulse 2-to-3 Spacing (µs)	Starting Location Within Interval (µs)
1	2	69.000	7.000000	1220.000	---	20.000
2	3	88.500	7.000000	1376.000	1096.000	45.000
3	2	56.300	7.000000	1207.000	---	779.000
4	2	88.800	7.000000	1793.000	---	532.000
5	1	78.600	7.000000	---	---	577.000
6	2	82.300	7.000000	1534.000	---	549.000
7	1	71.700	7.000000	---	---	612.000
8	2	52.800	7.000000	1891.000	---	631.000
9	1	66.100	7.000000	---	---	166.000
10	2	72.800	7.000000	1460.000	---	381.000
11	2	82.900	7.000000	1293.000	---	451.000
12	3	72.300	7.000000	1224.000	1577.000	61.000
13	2	91.900	7.000000	1281.000	---	619.000
14	3	82.400	7.000000	1570.000	1469.000	99.000

This report shall not be reproduced except in full, without the written approval of UL Verification Services (Guangzhou) Co., Ltd, Song Shan Lake Branch.

Detailed Results for Radar Type 5_Trial 4

Burst	No. of Pulses	Pulse Width (µs)	Chirp Width (MHz)	Pulse 1-to-2 Spacing (µs)	Pulse 2-to-3 Spacing (µs)	Starting Location Within Interval (µs)
1	3	66.400	15.000000	1599.000	1875.000	190.000
2	1	73.600	15.000000	---	---	165.000
3	2	55.200	15.000000	1726.000	---	332.000
4	2	62.700	15.000000	1752.000	---	117.000
5	3	50.600	15.000000	1523.000	1052.000	572.000
6	2	57.800	15.000000	944.000	---	746.000
7	3	98.000	15.000000	1343.000	1215.000	147.000
8	2	82.800	15.000000	1182.000	---	30.000
9	2	62.900	15.000000	1549.000	---	395.000
10	2	50.700	15.000000	1196.000	---	333.000
11	3	69.200	15.000000	1106.000	1036.000	388.000
12	3	60.900	15.000000	1175.000	1183.000	612.000
13	2	78.500	15.000000	1908.000	---	125.000
14	2	67.800	15.000000	1667.000	---	502.000
15	2	58.000	15.000000	1869.000	---	224.000

This report shall not be reproduced except in full, without the written approval of UL Verification Services (Guangzhou) Co., Ltd, Song Shan Lake Branch.

Detailed Results for Radar Type 5_Trial 5

Burst	No. of Pulses	Pulse Width (µs)	Chirp Width (MHz)	Pulse 1-to-2 Spacing (µs)	Pulse 2-to-3 Spacing (µs)	Starting Location Within Interval (µs)
1	2	69.200	20.000000	1589.000	---	608.000
2	2	96.300	20.000000	1096.000	---	1107.000
3	2	65.100	20.000000	973.000	---	1251.000
4	3	82.700	20.000000	1229.000	1116.000	442.000
5	1	86.700	20.000000	---	---	528.000
6	1	50.500	20.000000	---	---	261.000
7	2	74.700	20.000000	1296.000	---	317.000
8	1	58.000	20.000000	---	---	131.000
9	3	82.600	20.000000	1463.000	985.000	1132.000

This report shall not be reproduced except in full, without the written approval of UL Verification Services (Guangzhou) Co., Ltd, Song Shan Lake Branch.

Detailed Results for Radar Type 5_Trial 6

Burst	No. of Pulses	Pulse Width (µs)	Chirp Width (MHz)	Pulse 1-to-2 Spacing (µs)	Pulse 2-to-3 Spacing (µs)	Starting Location Within Interval (µs)
1	2	63.100	5.000000	1767.000	---	49.000
2	2	54.000	5.000000	1907.000	---	76.000
3	1	74.000	5.000000	---	---	573.000
4	3	69.500	5.000000	1490.000	1185.000	440.000
5	2	62.300	5.000000	1013.000	---	645.000
6	2	52.800	5.000000	1682.000	---	178.000
7	2	90.100	5.000000	1367.000	---	171.000
8	1	86.200	5.000000	---	---	251.000
9	2	94.800	5.000000	908.000	---	307.000
10	2	66.500	5.000000	972.000	---	415.000
11	3	60.800	5.000000	1555.000	1769.000	440.000
12	2	69.200	5.000000	1364.000	---	408.000
13	2	82.600	5.000000	1077.000	---	86.000
14	3	89.600	5.000000	934.000	1096.000	215.000
15	2	87.700	5.000000	958.000	---	272.000
16	2	74.300	5.000000	1246.000	---	576.000
17	1	98.600	5.000000	---	---	262.000
18	3	82.600	5.000000	1172.000	1322.000	628.000

This report shall not be reproduced except in full, without the written approval of UL Verification Services (Guangzhou) Co., Ltd, Song Shan Lake Branch.

Detailed Results for Radar Type 5_Trial 7

Burst	No. of Pulses	Pulse Width (µs)	Chirp Width (MHz)	Pulse 1-to-2 Spacing (µs)	Pulse 2-to-3 Spacing (µs)	Starting Location Within Interval (µs)
1	2	69.400	19.000000	1872.000	---	221.000
2	2	59.100	19.000000	1839.000	---	120.000
3	3	76.800	19.000000	1911.000	981.000	550.000
4	2	70.500	19.000000	1328.000	---	331.000
5	1	63.100	19.000000	---	---	681.000
6	3	59.900	19.000000	1048.000	1055.000	264.000
7	2	50.000	19.000000	1246.000	---	301.000
8	2	53.200	19.000000	993.000	---	222.000
9	1	80.500	19.000000	---	---	496.000
10	2	86.900	19.000000	1135.000	---	371.000
11	3	99.000	19.000000	1818.000	935.000	639.000
12	3	85.200	19.000000	1495.000	1079.000	633.000
13	3	68.700	19.000000	1289.000	1482.000	99.000
14	2	85.700	19.000000	1340.000	---	358.000
15	2	82.900	19.000000	1395.000	---	502.000
16	2	53.400	19.000000	1111.000	---	74.000
17	2	97.400	19.000000	1764.000	---	476.000

This report shall not be reproduced except in full, without the written approval of UL Verification Services (Guangzhou) Co., Ltd, Song Shan Lake Branch.

Detailed Results for Radar Type 5_Trial 8

Burst	No. of Pulses	Pulse Width (µs)	Chirp Width (MHz)	Pulse 1-to-2 Spacing (µs)	Pulse 2-to-3 Spacing (µs)	Starting Location Within Interval (µs)
1	2	80.800	17.000000	1865.000	---	407.000
2	2	65.200	17.000000	1617.000	---	541.000
3	2	55.500	17.000000	1012.000	---	474.000
4	2	97.400	17.000000	1402.000	---	157.000
5	2	70.500	17.000000	1522.000	---	531.000
6	2	84.400	17.000000	1207.000	---	573.000
7	3	86.000	17.000000	1566.000	1277.000	121.000
8	2	76.800	17.000000	1481.000	---	136.000
9	2	87.400	17.000000	993.000	---	227.000
10	2	56.300	17.000000	1384.000	---	27.000
11	3	86.700	17.000000	920.000	1181.000	224.000
12	3	81.000	17.000000	959.000	1111.000	506.000
13	2	50.500	17.000000	1891.000	---	173.000
14	2	92.000	17.000000	1263.000	---	553.000
15	2	62.200	17.000000	1469.000	---	311.000
16	2	69.400	17.000000	1007.000	---	332.000
17	3	65.600	17.000000	1335.000	1823.000	519.000
18	2	70.300	17.000000	1590.000	---	96.000
19	3	78.100	17.000000	1361.000	1775.000	12.000

This report shall not be reproduced except in full, without the written approval of UL Verification Services (Guangzhou) Co., Ltd, Song Shan Lake Branch.

Detailed Results for Radar Type 5_Trial 9

Burst	No. of Pulses	Pulse Width (µs)	Chirp Width (MHz)	Pulse 1-to-2 Spacing (µs)	Pulse 2-to-3 Spacing (µs)	Starting Location Within Interval (µs)
1	3	86.900	18.000000	1072.000	1743.000	270.000
2	3	81.200	18.000000	1473.000	1232.000	993.000
3	3	100.000	18.000000	1838.000	1883.000	1083.000
4	1	65.400	18.000000	---	---	815.000
5	3	80.200	18.000000	1355.000	1538.000	799.000
6	3	96.500	18.000000	1759.000	1784.000	72.000
7	3	80.300	18.000000	1386.000	1646.000	426.000
8	2	81.600	18.000000	1787.000	---	878.000

This report shall not be reproduced except in full, without the written approval of UL Verification Services (Guangzhou) Co., Ltd, Song Shan Lake Branch.

Detailed Results for Radar Type 5_Trial 10

Burst	No. of Pulses	Pulse Width (µs)	Chirp Width (MHz)	Pulse 1-to-2 Spacing (µs)	Pulse 2-to-3 Spacing (µs)	Starting Location Within Interval (µs)
1	3	61.700	11.000000	1264.000	1572.000	640.000
2	3	82.600	11.000000	923.000	1387.000	439.000
3	2	74.800	11.000000	1230.000	---	16.000
4	2	77.700	11.000000	1544.000	---	613.000
5	1	80.400	11.000000	---	---	213.000
6	3	88.700	11.000000	1316.000	1461.000	568.000
7	3	78.100	11.000000	1065.000	1167.000	387.000
8	2	56.600	11.000000	1454.000	---	647.000
9	1	63.600	11.000000	---	---	285.000
10	2	73.100	11.000000	1369.000	---	189.000
11	2	67.900	11.000000	994.000	---	165.000
12	2	76.500	11.000000	1164.000	---	480.000
13	1	63.700	11.000000	---	---	28.000
14	2	70.100	11.000000	1823.000	---	516.000
15	2	90.400	11.000000	1694.000	---	561.000
16	2	87.700	11.000000	1528.000	---	420.000
17	3	77.700	11.000000	1339.000	1407.000	61.000
18	1	81.300	11.000000	---	---	67.000

This report shall not be reproduced except in full, without the written approval of UL Verification Services (Guangzhou) Co., Ltd, Song Shan Lake Branch.

Detailed Results for Radar Type 5_Trial 11

Burst	No. of Pulses	Pulse Width (µs)	Chirp Width (MHz)	Pulse 1-to-2 Spacing (µs)	Pulse 2-to-3 Spacing (µs)	Starting Location Within Interval (µs)
1	2	97.100	19.000000	1539.000	---	378.000
2	2	62.500	19.000000	1931.000	---	586.000
3	3	85.200	19.000000	1860.000	942.000	473.000
4	2	57.800	19.000000	1401.000	---	394.000
5	1	72.100	19.000000	---	---	254.000
6	1	92.700	19.000000	---	---	242.000
7	2	56.200	19.000000	1405.000	---	411.000
8	3	54.300	19.000000	1382.000	1712.000	591.000
9	3	88.200	19.000000	1026.000	1680.000	17.000
10	3	68.200	19.000000	1051.000	1804.000	269.000
11	2	91.600	19.000000	1080.000	---	315.000
12	2	94.700	19.000000	1056.000	---	501.000
13	2	60.900	19.000000	1566.000	---	227.000
14	2	57.700	19.000000	1345.000	---	332.000
15	2	80.500	19.000000	1002.000	---	131.000
16	1	78.700	19.000000	---	---	51.000
17	2	95.800	19.000000	1851.000	---	346.000
18	3	74.500	19.000000	1430.000	1097.000	108.000
19	3	65.700	19.000000	1155.000	1430.000	508.000

This report shall not be reproduced except in full, without the written approval of UL Verification Services (Guangzhou) Co., Ltd, Song Shan Lake Branch.

Detailed Results for Radar Type 5_Trial 12

Burst	No. of Pulses	Pulse Width (µs)	Chirp Width (MHz)	Pulse 1-to-2 Spacing (µs)	Pulse 2-to-3 Spacing (µs)	Starting Location Within Interval (µs)
1	2	54.600	13.000000	1482.000	---	997.000
2	3	58.000	13.000000	1111.000	999.000	712.000
3	3	63.400	13.000000	1268.000	1709.000	269.000
4	3	67.400	13.000000	1035.000	1498.000	377.000
5	3	70.200	13.000000	1122.000	999.000	381.000
6	1	92.500	13.000000	---	---	942.000
7	3	63.900	13.000000	1233.000	1239.000	49.000
8	1	67.700	13.000000	---	---	121.000
9	2	74.700	13.000000	1791.000	---	596.000
10	2	98.000	13.000000	1740.000	---	602.000

This report shall not be reproduced except in full, without the written approval of UL Verification Services (Guangzhou) Co., Ltd, Song Shan Lake Branch.

Detailed Results for Radar Type 5_Trial 13

Burst	No. of Pulses	Pulse Width (µs)	Chirp Width (MHz)	Pulse 1-to-2 Spacing (µs)	Pulse 2-to-3 Spacing (µs)	Starting Location Within Interval (µs)
1	2	52.400	9.000000	974.000	---	609.000
2	2	55.800	9.000000	1319.000	---	738.000
3	2	58.000	9.000000	1056.000	---	899.000
4	2	50.700	9.000000	975.000	---	575.000
5	1	54.600	9.000000	---	---	73.000
6	2	82.900	9.000000	1205.000	---	107.000
7	2	51.100	9.000000	991.000	---	451.000
8	2	94.700	9.000000	1862.000	---	331.000
9	2	65.500	9.000000	1034.000	---	871.000
10	2	62.000	9.000000	1226.000	---	12.000
11	3	65.600	9.000000	1015.000	1040.000	157.000
12	2	54.800	9.000000	1350.000	---	641.000
13	2	68.900	9.000000	1496.000	---	791.000

This report shall not be reproduced except in full, without the written approval of UL Verification Services (Guangzhou) Co., Ltd, Song Shan Lake Branch.

Detailed Results for Radar Type 5_Trial 14

Burst	No. of Pulses	Pulse Width (µs)	Chirp Width (MHz)	Pulse 1-to-2 Spacing (µs)	Pulse 2-to-3 Spacing (µs)	Starting Location Within Interval (µs)
1	3	64.900	8.000000	1505.000	942.000	403.000
2	2	74.300	8.000000	1789.000	---	177.000
3	3	70.800	8.000000	1084.000	1077.000	477.000
4	2	89.800	8.000000	1727.000	---	39.000
5	2	93.800	8.000000	1220.000	---	581.000
6	3	71.300	8.000000	1699.000	1079.000	519.000
7	2	73.200	8.000000	1306.000	---	9.000
8	2	78.200	8.000000	1010.000	---	72.000
9	3	65.600	8.000000	1443.000	1201.000	152.000
10	2	80.300	8.000000	1521.000	---	187.000
11	1	53.000	8.000000	---	---	669.000
12	2	97.600	8.000000	1808.000	---	558.000
13	2	69.000	8.000000	1583.000	---	502.000
14	3	98.300	8.000000	1282.000	1548.000	356.000
15	3	58.000	8.000000	1058.000	1448.000	179.000
16	2	53.300	8.000000	993.000	---	253.000
17	2	78.600	8.000000	1265.000	---	413.000

This report shall not be reproduced except in full, without the written approval of UL Verification Services (Guangzhou) Co., Ltd, Song Shan Lake Branch.

Detailed Results for Radar Type 5_Trial 15

Burst	No. of Pulses	Pulse Width (µs)	Chirp Width (MHz)	Pulse 1-to-2 Spacing (µs)	Pulse 2-to-3 Spacing (µs)	Starting Location Within Interval (µs)
1	3	68.400	12.000000	1658.000	1189.000	811.000
2	3	79.800	12.000000	1645.000	1732.000	1059.000
3	1	86.100	12.000000	---	---	970.000
4	1	83.200	12.000000	---	---	765.000
5	1	97.500	12.000000	---	---	1117.000
6	2	51.300	12.000000	1708.000	---	559.000
7	3	77.900	12.000000	1276.000	1521.000	253.000
8	3	80.800	12.000000	1804.000	959.000	563.000
9	2	82.100	12.000000	1443.000	---	169.000
10	3	65.000	12.000000	1848.000	1035.000	156.000

This report shall not be reproduced except in full, without the written approval of UL Verification Services (Guangzhou) Co., Ltd, Song Shan Lake Branch.

Detailed Results for Radar Type 5_Trial 16

Burst	No. of Pulses	Pulse Width (µs)	Chirp Width (MHz)	Pulse 1-to-2 Spacing (µs)	Pulse 2-to-3 Spacing (µs)	Starting Location Within Interval (µs)
1	3	75.600	14.000000	1717.000	1819.000	814.000
2	2	87.500	14.000000	1850.000	---	108.000
3	1	69.100	14.000000	---	---	310.000
4	2	55.800	14.000000	972.000	---	0.000
5	1	90.600	14.000000	---	---	277.000
6	2	87.800	14.000000	1808.000	---	20.000
7	1	74.000	14.000000	---	---	35.000
8	3	94.800	14.000000	1120.000	938.000	554.000
9	2	57.200	14.000000	1619.000	---	141.000
10	1	56.000	14.000000	---	---	595.000
11	2	99.500	14.000000	1143.000	---	262.000
12	2	66.500	14.000000	1675.000	---	557.000

This report shall not be reproduced except in full, without the written approval of UL Verification Services (Guangzhou) Co., Ltd, Song Shan Lake Branch.

Detailed Results for Radar Type 5_Trial 17

Burst	No. of Pulses	Pulse Width (µs)	Chirp Width (MHz)	Pulse 1-to-2 Spacing (µs)	Pulse 2-to-3 Spacing (µs)	Starting Location Within Interval (µs)
1	1	93.600	5.000000	---	---	12.000
2	3	75.700	5.000000	1082.000	1831.000	391.000
3	1	78.600	5.000000	---	---	945.000
4	3	97.800	5.000000	1410.000	1227.000	166.000
5	2	90.700	5.000000	1124.000	---	67.000
6	2	98.300	5.000000	1313.000	---	512.000
7	3	72.800	5.000000	1011.000	1020.000	645.000
8	3	73.700	5.000000	1726.000	1553.000	442.000
9	1	90.200	5.000000	---	---	22.000
10	1	62.700	5.000000	---	---	746.000
11	3	83.300	5.000000	1501.000	1874.000	837.000
12	3	80.000	5.000000	1591.000	1770.000	458.000

This report shall not be reproduced except in full, without the written approval of UL Verification Services (Guangzhou) Co., Ltd, Song Shan Lake Branch.

Detailed Results for Radar Type 5_Trial 18

Burst	No. of Pulses	Pulse Width (µs)	Chirp Width (MHz)	Pulse 1-to-2 Spacing (µs)	Pulse 2-to-3 Spacing (µs)	Starting Location Within Interval (µs)
1	3	93.000	5.000000	1554.000	1785.000	287.000
2	1	83.900	5.000000	---	---	719.000
3	1	58.600	5.000000	---	---	22.000
4	2	51.600	5.000000	1301.000	---	508.000
5	2	86.000	5.000000	971.000	---	394.000
6	2	52.400	5.000000	1014.000	---	126.000
7	2	81.600	5.000000	1650.000	---	756.000
8	2	73.500	5.000000	1428.000	---	653.000
9	1	58.900	5.000000	---	---	761.000
10	1	93.500	5.000000	---	---	118.000
11	2	90.600	5.000000	1774.000	---	108.000
12	2	58.400	5.000000	1448.000	---	740.000
13	2	89.100	5.000000	1406.000	---	689.000
14	2	73.900	5.000000	1071.000	---	160.000
15	1	61.700	5.000000	---	---	172.000

This report shall not be reproduced except in full, without the written approval of UL Verification Services (Guangzhou) Co., Ltd, Song Shan Lake Branch.

Detailed Results for Radar Type 5_Trial 19

Burst	No. of Pulses	Pulse Width (µs)	Chirp Width (MHz)	Pulse 1-to-2 Spacing (µs)	Pulse 2-to-3 Spacing (µs)	Starting Location Within Interval (µs)
1	2	57.400	6.000000	963.000	---	180.000
2	2	93.600	6.000000	1584.000	---	459.000
3	2	80.100	6.000000	1493.000	---	435.000
4	1	64.100	6.000000	---	---	1256.000
5	2	67.700	6.000000	1215.000	---	734.000
6	1	96.500	6.000000	---	---	1281.000
7	2	81.500	6.000000	974.000	---	1432.000
8	2	66.800	6.000000	1558.000	---	92.000

This report shall not be reproduced except in full, without the written approval of UL Verification Services (Guangzhou) Co., Ltd, Song Shan Lake Branch.

Detailed Results for Radar Type 5_Trial 20

Burst	No. of Pulses	Pulse Width (µs)	Chirp Width (MHz)	Pulse 1-to-2 Spacing (µs)	Pulse 2-to-3 Spacing (µs)	Starting Location Within Interval (µs)
1	2	59.500	11.000000	1738.000	---	660.000
2	1	57.000	11.000000	---	---	796.000
3	2	54.400	11.000000	1891.000	---	779.000
4	2	97.500	11.000000	1566.000	---	298.000
5	3	52.000	11.000000	1941.000	1472.000	201.000
6	1	62.500	11.000000	---	---	211.000
7	2	79.100	11.000000	1016.000	---	30.000
8	2	98.600	11.000000	927.000	---	485.000
9	2	52.900	11.000000	1814.000	---	328.000
10	2	64.600	11.000000	1644.000	---	339.000
11	3	75.300	11.000000	1710.000	1296.000	500.000
12	1	74.200	11.000000	---	---	451.000
13	1	58.400	11.000000	---	---	160.000
14	1	97.500	11.000000	---	---	573.000

This report shall not be reproduced except in full, without the written approval of UL Verification Services (Guangzhou) Co., Ltd, Song Shan Lake Branch.

Detailed Results for Radar Type 5_Trial 21

Burst	No. of Pulses	Pulse Width (µs)	Chirp Width (MHz)	Pulse 1-to-2 Spacing (µs)	Pulse 2-to-3 Spacing (µs)	Starting Location Within Interval (µs)
1	3	53.000	16.000000	1731.000	1776.000	102.000
2	2	61.000	16.000000	988.000	---	570.000
3	1	59.900	16.000000	---	---	566.000
4	1	85.500	16.000000	---	---	213.000
5	3	94.800	16.000000	1100.000	1674.000	103.000
6	3	81.600	16.000000	979.000	1275.000	44.000
7	1	57.300	16.000000	---	---	498.000
8	2	93.800	16.000000	999.000	---	772.000
9	2	75.100	16.000000	1593.000	---	686.000
10	3	96.400	16.000000	1515.000	1372.000	320.000
11	2	59.600	16.000000	1224.000	---	9.000
12	2	69.600	16.000000	1553.000	---	192.000
13	1	84.300	16.000000	---	---	102.000
14	3	70.600	16.000000	1234.000	961.000	644.000
15	1	97.700	16.000000	---	---	436.000

This report shall not be reproduced except in full, without the written approval of UL Verification Services (Guangzhou) Co., Ltd, Song Shan Lake Branch.

Detailed Results for Radar Type 5_Trial 22

Burst	No. of Pulses	Pulse Width (µs)	Chirp Width (MHz)	Pulse 1-to-2 Spacing (µs)	Pulse 2-to-3 Spacing (µs)	Starting Location Within Interval (µs)
1	2	66.900	16.000000	1927.000	---	308.000
2	3	68.300	16.000000	1068.000	1286.000	574.000
3	2	50.600	16.000000	1234.000	---	468.000
4	2	58.200	16.000000	1470.000	---	785.000
5	3	58.300	16.000000	1083.000	1021.000	1235.000
6	1	71.500	16.000000	---	---	91.000
7	1	67.400	16.000000	---	---	710.000
8	3	59.100	16.000000	1642.000	1231.000	561.000
9	2	66.000	16.000000	1446.000	---	628.000

This report shall not be reproduced except in full, without the written approval of UL Verification Services (Guangzhou) Co., Ltd, Song Shan Lake Branch.

Detailed Results for Radar Type 5_Trial 23

Burst	No. of Pulses	Pulse Width (µs)	Chirp Width (MHz)	Pulse 1-to-2 Spacing (µs)	Pulse 2-to-3 Spacing (µs)	Starting Location Within Interval (µs)
1	2	79.600	17.000000	1029.000	---	270.000
2	1	90.200	17.000000	---	---	580.000
3	3	66.100	17.000000	1312.000	1766.000	86.000
4	1	95.200	17.000000	---	---	92.000
5	2	76.300	17.000000	1238.000	---	368.000
6	2	75.800	17.000000	1106.000	---	165.000
7	3	50.700	17.000000	1312.000	1580.000	377.000
8	3	56.300	17.000000	1837.000	1154.000	323.000
9	3	56.100	17.000000	1061.000	1394.000	400.000
10	3	81.200	17.000000	1582.000	1379.000	405.000
11	2	89.700	17.000000	1845.000	---	506.000
12	1	97.800	17.000000	---	---	331.000
13	1	75.700	17.000000	---	---	430.000
14	3	50.200	17.000000	1237.000	1653.000	544.000
15	2	52.000	17.000000	1729.000	---	339.000
16	2	69.400	17.000000	1603.000	---	44.000
17	2	67.500	17.000000	1168.000	---	521.000
18	2	98.100	17.000000	958.000	---	384.000
19	3	63.600	17.000000	1260.000	1640.000	194.000

This report shall not be reproduced except in full, without the written approval of UL Verification Services (Guangzhou) Co., Ltd, Song Shan Lake Branch.

Detailed Results for Radar Type 5_Trial 24

Burst	No. of Pulses	Pulse Width (µs)	Chirp Width (MHz)	Pulse 1-to-2 Spacing (µs)	Pulse 2-to-3 Spacing (µs)	Starting Location Within Interval (µs)
1	2	74.800	8.000000	1894.000	---	41.000
2	2	95.100	8.000000	1815.000	---	443.000
3	1	95.500	8.000000	---	---	663.000
4	2	87.500	8.000000	1259.000	---	156.000
5	3	86.300	8.000000	947.000	1761.000	185.000
6	1	90.900	8.000000	---	---	246.000
7	2	51.800	8.000000	1879.000	---	166.000
8	1	92.100	8.000000	---	---	203.000
9	3	83.800	8.000000	1477.000	1851.000	570.000
10	1	51.500	8.000000	---	---	48.000
11	1	60.400	8.000000	---	---	1.000
12	3	95.800	8.000000	934.000	1424.000	382.000
13	2	79.200	8.000000	1808.000	---	537.000
14	3	79.500	8.000000	1300.000	1192.000	323.000
15	1	83.200	8.000000	---	---	343.000
16	2	98.800	8.000000	1791.000	---	560.000
17	2	50.800	8.000000	1866.000	---	659.000

This report shall not be reproduced except in full, without the written approval of UL Verification Services (Guangzhou) Co., Ltd, Song Shan Lake Branch.

Detailed Results for Radar Type 5_Trial 25

Burst	No. of Pulses	Pulse Width (µs)	Chirp Width (MHz)	Pulse 1-to-2 Spacing (µs)	Pulse 2-to-3 Spacing (µs)	Starting Location Within Interval (µs)
1	2	77.400	20.000000	1666.000	---	613.000
2	3	99.600	20.000000	1128.000	1195.000	1083.000
3	3	95.100	20.000000	1506.000	1563.000	362.000
4	1	84.300	20.000000	---	---	319.000
5	3	88.900	20.000000	1568.000	1152.000	604.000
6	2	69.200	20.000000	995.000	---	451.000
7	2	81.400	20.000000	1689.000	---	791.000
8	2	88.500	20.000000	1286.000	---	359.000
9	3	70.600	20.000000	1189.000	1825.000	241.000
10	3	56.000	20.000000	1217.000	1783.000	317.000

This report shall not be reproduced except in full, without the written approval of UL Verification Services (Guangzhou) Co., Ltd, Song Shan Lake Branch.

Detailed Results for Radar Type 5_Trial 26

Burst	No. of Pulses	Pulse Width (µs)	Chirp Width (MHz)	Pulse 1-to-2 Spacing (µs)	Pulse 2-to-3 Spacing (µs)	Starting Location Within Interval (µs)
1	2	50.800	18.000000	1595.000	---	21.000
2	2	52.000	18.000000	1563.000	---	729.000
3	2	58.800	18.000000	1384.000	---	15.000
4	2	79.700	18.000000	979.000	---	261.000
5	1	69.500	18.000000	---	---	533.000
6	2	98.900	18.000000	1015.000	---	493.000
7	2	82.800	18.000000	1634.000	---	218.000
8	1	70.100	18.000000	---	---	1102.000
9	2	89.200	18.000000	1357.000	---	524.000

This report shall not be reproduced except in full, without the written approval of UL Verification Services (Guangzhou) Co., Ltd, Song Shan Lake Branch.

Detailed Results for Radar Type 5_Trial 27

Burst	No. of Pulses	Pulse Width (µs)	Chirp Width (MHz)	Pulse 1-to-2 Spacing (µs)	Pulse 2-to-3 Spacing (µs)	Starting Location Within Interval (µs)
1	3	97.300	12.000000	1764.000	1049.000	85.000
2	1	83.400	12.000000	---	---	882.000
3	1	94.700	12.000000	---	---	903.000
4	2	60.100	12.000000	1023.000	---	878.000
5	2	54.600	12.000000	1385.000	---	1271.000
6	3	88.100	12.000000	1088.000	1048.000	932.000
7	3	90.200	12.000000	1799.000	1142.000	226.000
8	3	63.400	12.000000	1149.000	971.000	1426.000

This report shall not be reproduced except in full, without the written approval of UL Verification Services (Guangzhou) Co., Ltd, Song Shan Lake Branch.

Detailed Results for Radar Type 5_Trial 28

Burst	No. of Pulses	Pulse Width (µs)	Chirp Width (MHz)	Pulse 1-to-2 Spacing (µs)	Pulse 2-to-3 Spacing (µs)	Starting Location Within Interval (µs)
1	1	80.900	6.000000	---	---	565.000
2	3	55.800	6.000000	1708.000	1448.000	439.000
3	2	93.400	6.000000	985.000	---	706.000
4	2	83.200	6.000000	1912.000	---	758.000
5	3	59.100	6.000000	1594.000	1591.000	79.000
6	2	74.400	6.000000	939.000	---	107.000
7	3	85.400	6.000000	1733.000	1253.000	238.000
8	3	98.000	6.000000	1896.000	1606.000	373.000
9	1	92.100	6.000000	---	---	363.000
10	1	84.400	6.000000	---	---	227.000
11	2	67.400	6.000000	1272.000	---	646.000
12	3	92.000	6.000000	1831.000	1066.000	457.000
13	3	87.500	6.000000	1763.000	1055.000	22.000

This report shall not be reproduced except in full, without the written approval of UL Verification Services (Guangzhou) Co., Ltd, Song Shan Lake Branch.

Detailed Results for Radar Type 5_Trial 29

Burst	No. of Pulses	Pulse Width (µs)	Chirp Width (MHz)	Pulse 1-to-2 Spacing (µs)	Pulse 2-to-3 Spacing (µs)	Starting Location Within Interval (µs)
1	2	77.900	16.000000	1250.000	---	478.000
2	2	69.500	16.000000	1007.000	---	962.000
3	2	74.500	16.000000	1631.000	---	657.000
4	1	93.900	16.000000	---	---	564.000
5	2	55.400	16.000000	949.000	---	59.000
6	3	50.400	16.000000	1162.000	1396.000	565.000
7	1	68.600	16.000000	---	---	732.000
8	3	88.700	16.000000	1750.000	1835.000	872.000
9	2	54.900	16.000000	1869.000	---	32.000
10	3	51.000	16.000000	970.000	1344.000	750.000
11	3	86.500	16.000000	1599.000	1682.000	364.000

This report shall not be reproduced except in full, without the written approval of UL Verification Services (Guangzhou) Co., Ltd, Song Shan Lake Branch.

Detailed Results for Radar Type 5_Trial 30

Burst	No. of Pulses	Pulse Width (µs)	Chirp Width (MHz)	Pulse 1-to-2 Spacing (µs)	Pulse 2-to-3 Spacing (µs)	Starting Location Within Interval (µs)
1	3	92.800	10.000000	1307.000	1195.000	177.000
2	2	69.200	10.000000	1264.000	---	1014.000
3	2	63.000	10.000000	1830.000	---	875.000
4	1	58.400	10.000000	---	---	470.000
5	2	74.900	10.000000	1531.000	---	184.000
6	2	76.000	10.000000	1488.000	---	679.000
7	2	50.500	10.000000	1360.000	---	296.000
8	1	82.500	10.000000	---	---	645.000
9	3	58.800	10.000000	1168.000	1620.000	345.000
10	2	70.900	10.000000	1468.000	---	205.000
11	1	72.700	10.000000	---	---	702.000

This report shall not be reproduced except in full, without the written approval of UL Verification Services (Guangzhou) Co., Ltd, Song Shan Lake Branch.

Detailed Results for Radar Type 6

Trial Number	Pulse Width (µs)	PRI (µs)	No. of Pulses	Pulses Detected	Comment
1	1.000	300.000	9	YES	
2	1.000	300.000	9	YES	
3	1.000	300.000	9	YES	
4	1.000	300.000	9	YES	
5	1.000	300.000	9	YES	
6	1.000	300.000	9	YES	
7	1.000	300.000	9	YES	
8	1.000	300.000	9	YES	
9	1.000	300.000	9	YES	
10	1.000	300.000	9	YES	
11	1.000	300.000	9	YES	
12	1.000	300.000	9	YES	
13	1.000	300.000	9	YES	
14	1.000	300.000	9	YES	
15	1.000	300.000	9	YES	
16	1.000	300.000	9	YES	
17	1.000	300.000	9	YES	
18	1.000	300.000	9	YES	
19	1.000	300.000	9	YES	
20	1.000	300.000	9	YES	
21	1.000	300.000	9	YES	
22	1.000	300.000	9	YES	
23	1.000	300.000	9	YES	
24	1.000	300.000	9	YES	
25	1.000	300.000	9	YES	
26	1.000	300.000	9	YES	
27	1.000	300.000	9	YES	
28	1.000	300.000	9	YES	
29	1.000	300.000	9	YES	
30	1.000	300.000	9	YES	

This report shall not be reproduced except in full, without the written approval of UL Verification Services (Guangzhou) Co., Ltd, Song Shan Lake Branch.

7.6.4. Test Result for 802.11be 160MHz mode

DFS Statistical Performance Check (5250 MHz; 160 MHz)

Test according to FCC title 47 part 15 §15.407(h), KDB 905462 D02 U-NII DFS Compliance Procedures New Rules v02

Measurement Summary

DUT Frequency (MHz)	Radar Type No.	Detection count	Percentage of Detection Px	Detection Limit	Overall Result	Overall Comment
5250.000000	1	30 of 30	100.00%	60.0 %	PASS	
5250.000000	2	30 of 30	100.00%	60.0 %	PASS	
5250.000000	3	28 of 30	93.33%	60.0 %	PASS	
5250.000000	4	26 of 30	86.67%	60.0 %	PASS	
5250.000000	5	29 of 30	96.67%	80.0 %	PASS	
5250.000000	6	30 of 30	100.00%	70.0 %	PASS	

Aggregate Results for Short Pulse Radar Type 1-4

Aggregate Calculation as follows	Aggregate Percentage	Aggregate Limit	Aggregate Result	Aggregate Comment
(P1 + P2 + P3 + P4) / 4	95.00%	80.0 %	PASS	

This report shall not be reproduced except in full, without the written approval of UL Verification Services (Guangzhou) Co., Ltd, Song Shan Lake Branch.

Detailed Results for Radar Type 1

Trial Number	Random Trial used	Pulse Width (µs)	PRI (µs)	No. of Pulses	Pulses Detected	Comment
1	4	1.000	578.000	92	YES	
2	10	1.000	698.000	76	YES	
3	38	1.000	1888.000	28	YES	
4	19	1.000	878.000	61	YES	
5	37	1.000	1791.000	30	YES	
6	11	1.000	718.000	74	YES	
7	23	1.000	3066.000	18	YES	
8	47	1.000	2767.000	20	YES	
9	30	1.000	1108.000	48	YES	
10	6	1.000	618.000	86	YES	
11	29	1.000	1010.000	53	YES	
12	5	1.000	598.000	89	YES	
13	39	1.000	1986.000	27	YES	
14	3	1.000	558.000	95	YES	
15	18	1.000	858.000	62	YES	
16	13	1.000	758.000	70	YES	
17	42	1.000	2279.000	24	YES	
18	17	1.000	838.000	63	YES	
19	46	1.000	2669.000	20	YES	
20	33	1.000	1400.000	38	YES	
21	28	1.000	912.000	58	YES	
22	9	1.000	678.000	78	YES	
23	22	1.000	938.000	57	YES	
24	20	1.000	898.000	59	YES	
25	40	1.000	2084.000	26	YES	
26	1	1.000	518.000	102	YES	
27	31	1.000	1205.000	44	YES	
28	45	1.000	2572.000	21	YES	
29	25	1.000	620.000	86	YES	
30	44	1.000	2474.000	22	YES	

This report shall not be reproduced except in full, without the written approval of UL Verification Services (Guangzhou) Co., Ltd, Song Shan Lake Branch.

Detailed Results for Radar Type 2

Trial Number	Random Trial used	Pulse Width (µs)	PRI (µs)	No. of Pulses	Pulses Detected	Comment
1	48	4.200	227.000	24	YES	
2	31	4.000	154.000	28	YES	
3	17	4.500	213.000	23	YES	
4	41	1.300	219.000	25	YES	
5	18	2.000	153.000	24	YES	
6	36	3.200	200.000	28	YES	
7	26	3.700	217.000	28	YES	
8	11	1.700	224.000	23	YES	
9	7	1.400	185.000	27	YES	
10	42	2.500	215.000	28	YES	
11	38	2.000	180.000	25	YES	
12	23	3.800	187.000	28	YES	
13	34	2.200	197.000	28	YES	
14	22	2.400	209.000	26	YES	
15	37	3.400	191.000	24	YES	
16	9	3.900	212.000	27	YES	
17	50	4.100	158.000	25	YES	
18	2	4.500	191.000	23	YES	
19	40	3.600	230.000	27	YES	
20	32	3.700	222.000	26	YES	
21	39	4.900	163.000	23	YES	
22	28	1.700	216.000	27	YES	
23	24	4.400	188.000	27	YES	
24	30	4.200	173.000	25	YES	
25	3	5.000	192.000	23	YES	
26	35	1.200	206.000	24	YES	
27	44	3.500	167.000	29	YES	
28	10	1.200	175.000	26	YES	
29	1	3.400	168.000	25	YES	
30	12	3.100	182.000	28	YES	

This report shall not be reproduced except in full, without the written approval of UL Verification Services (Guangzhou) Co., Ltd, Song Shan Lake Branch.

Detailed Results for Radar Type 3

Trial Number	Random Trial used	Pulse Width (µs)	PRI (µs)	No. of Pulses	Pulses Detected	Comment
1	42	8.600	493.000	17	YES	
2	19	9.600	336.000	18	No	
3	6	7.500	429.000	17	YES	
4	39	7.200	358.000	18	YES	
5	27	6.600	301.000	17	YES	
6	28	9.800	316.000	17	YES	
7	22	6.500	433.000	17	YES	
8	2	7.500	211.000	17	YES	
9	40	7.400	271.000	17	YES	
10	8	7.000	358.000	17	YES	
11	11	9.000	500.000	16	YES	
12	43	6.700	398.000	17	YES	
13	23	9.700	256.000	16	YES	
14	31	8.800	487.000	17	YES	
15	17	8.700	413.000	17	YES	
16	12	8.000	463.000	17	YES	
17	44	7.100	457.000	16	YES	
18	26	9.200	497.000	17	YES	
19	15	8.100	436.000	17	YES	
20	35	7.300	200.000	18	YES	
21	50	7.700	206.000	17	YES	
22	30	8.400	309.000	17	YES	
23	47	9.800	250.000	17	YES	
24	45	6.700	426.000	17	YES	
25	38	6.300	476.000	17	YES	
26	33	9.000	430.000	18	YES	
27	18	6.200	263.000	18	No	
28	16	8.900	340.000	16	YES	
29	21	8.100	204.000	17	YES	
30	1	8.000	494.000	18	YES	

This report shall not be reproduced except in full, without the written approval of UL Verification Services (Guangzhou) Co., Ltd, Song Shan Lake Branch.

Detailed Results for Radar Type 4

Trial Number	Random Trial used	Pulse Width (µs)	PRI (µs)	No. of Pulses	Pulses Detected	Comment
1	13	16.000	485.000	14	No	
2	40	13.600	237.000	15	YES	
3	16	19.900	366.000	14	YES	
4	43	15.800	410.000	15	No	
5	28	13.000	309.000	14	YES	
6	46	15.300	488.000	14	YES	
7	15	14.700	324.000	13	YES	
8	7	18.600	236.000	12	No	
9	33	19.500	384.000	13	No	
10	49	11.100	396.000	13	YES	
11	41	13.300	439.000	14	YES	
12	14	16.600	212.000	16	YES	
13	24	18.100	397.000	14	YES	
14	30	11.800	384.000	14	YES	
15	18	15.600	420.000	15	YES	
16	29	17.300	287.000	16	YES	
17	23	18.300	265.000	14	YES	
18	20	12.300	438.000	13	YES	
19	12	16.000	461.000	13	YES	
20	19	15.700	403.000	16	YES	
21	36	12.500	413.000	14	YES	
22	32	12.600	293.000	15	YES	
23	50	14.400	286.000	12	YES	
24	26	18.900	299.000	16	YES	
25	17	17.100	308.000	15	YES	
26	47	17.700	416.000	12	YES	
27	11	14.900	223.000	12	YES	
28	45	16.700	419.000	16	YES	
29	42	18.500	208.000	14	YES	
30	5	14.100	478.000	15	YES	

This report shall not be reproduced except in full, without the written approval of UL Verification Services (Guangzhou) Co., Ltd, Song Shan Lake Branch.

Detailed Results for Radar Type 5

Trial Number	Random Trial used	Pulses Detected	Comment
1	14	YES	For detailed burst data see separate table Type5_Trial1
2	4	YES	For detailed burst data see separate table Type5_Trial2
3	48	YES	For detailed burst data see separate table Type5_Trial3
4	19	YES	For detailed burst data see separate table Type5_Trial4
5	15	YES	For detailed burst data see separate table Type5_Trial5
6	42	YES	For detailed burst data see separate table Type5_Trial6
7	40	YES	For detailed burst data see separate table Type5_Trial7
8	17	YES	For detailed burst data see separate table Type5_Trial8
9	21	YES	For detailed burst data see separate table Type5_Trial9
10	37	YES	For detailed burst data see separate table Type5_Trial10
11	27	YES	For detailed burst data see separate table Type5_Trial11
12	20	YES	For detailed burst data see separate table Type5_Trial12
13	22	YES	For detailed burst data see separate table Type5_Trial13
14	45	No	For detailed burst data see separate table Type5_Trial14
15	24	YES	For detailed burst data see separate table Type5_Trial15
16	16	YES	For detailed burst data see separate table Type5_Trial16
17	12	YES	For detailed burst data see separate table Type5_Trial17
18	23	YES	For detailed burst data see separate table Type5_Trial18
19	30	YES	For detailed burst data see separate table Type5_Trial19
20	2	YES	For detailed burst data see separate table Type5_Trial20
21	3	YES	For detailed burst data see separate table Type5_Trial21
22	41	YES	For detailed burst data see separate table Type5_Trial22
23	44	YES	For detailed burst data see separate table Type5_Trial23
24	49	YES	For detailed burst data see separate table Type5_Trial24
25	18	YES	For detailed burst data see separate table Type5_Trial25
26	43	YES	For detailed burst data see separate table Type5_Trial26
27	10	YES	For detailed burst data see separate table Type5_Trial27
28	6	YES	For detailed burst data see separate table Type5_Trial28
29	9	YES	For detailed burst data see separate table Type5_Trial29
30	31	YES	For detailed burst data see separate table Type5_Trial30

This report shall not be reproduced except in full, without the written approval of UL Verification Services (Guangzhou) Co., Ltd, Song Shan Lake Branch.

Detailed Results for Radar Type 5_Trial 1

Burst	No. of Pulses	Pulse Width (µs)	Chirp Width (MHz)	Pulse 1-to-2 Spacing (µs)	Pulse 2-to-3 Spacing (µs)	Starting Location Within Interval (µs)
1	3	86.900	18.000000	1072.000	1743.000	270.000
2	3	81.200	18.000000	1473.000	1232.000	993.000
3	3	100.000	18.000000	1838.000	1883.000	1083.000
4	1	65.400	18.000000	---	---	815.000
5	3	80.200	18.000000	1355.000	1538.000	799.000
6	3	96.500	18.000000	1759.000	1784.000	72.000
7	3	80.300	18.000000	1386.000	1646.000	426.000
8	2	81.600	18.000000	1787.000	---	878.000

This report shall not be reproduced except in full, without the written approval of UL Verification Services (Guangzhou) Co., Ltd, Song Shan Lake Branch.

Detailed Results for Radar Type 5_Trial 2

Burst	No. of Pulses	Pulse Width (µs)	Chirp Width (MHz)	Pulse 1-to-2 Spacing (µs)	Pulse 2-to-3 Spacing (µs)	Starting Location Within Interval (µs)
1	1	64.600	15.000000	---	---	373.000
2	2	95.900	15.000000	1430.000	---	66.000
3	2	54.800	15.000000	1287.000	---	696.000
4	2	63.800	15.000000	1654.000	---	597.000
5	2	55.100	15.000000	1400.000	---	517.000
6	2	92.900	15.000000	1849.000	---	259.000
7	3	56.500	15.000000	1000.000	1682.000	660.000
8	1	61.700	15.000000	---	---	591.000
9	1	58.100	15.000000	---	---	474.000
10	2	95.400	15.000000	1214.000	---	1077.000
11	2	96.700	15.000000	1667.000	---	917.000

This report shall not be reproduced except in full, without the written approval of UL Verification Services (Guangzhou) Co., Ltd, Song Shan Lake Branch.

Detailed Results for Radar Type 5_Trial 3

Burst	No. of Pulses	Pulse Width (µs)	Chirp Width (MHz)	Pulse 1-to-2 Spacing (µs)	Pulse 2-to-3 Spacing (µs)	Starting Location Within Interval (µs)
1	2	97.900	7.000000	1124.000	---	368.000
2	2	94.200	7.000000	1097.000	---	363.000
3	2	95.600	7.000000	1706.000	---	338.000
4	3	60.700	7.000000	1726.000	1788.000	628.000
5	2	79.600	7.000000	921.000	---	352.000
6	2	55.700	7.000000	1463.000	---	71.000
7	2	92.300	7.000000	1486.000	---	208.000
8	3	59.600	7.000000	1550.000	1830.000	605.000
9	2	95.900	7.000000	1529.000	---	727.000
10	2	87.500	7.000000	1521.000	---	637.000
11	3	81.100	7.000000	961.000	1815.000	593.000
12	3	93.000	7.000000	1246.000	1717.000	400.000
13	3	62.500	7.000000	1219.000	1563.000	742.000
14	1	70.400	7.000000	---	---	627.000
15	2	63.400	7.000000	1345.000	---	439.000
16	1	78.000	7.000000	---	---	663.000

This report shall not be reproduced except in full, without the written approval of UL Verification Services (Guangzhou) Co., Ltd, Song Shan Lake Branch.

Detailed Results for Radar Type 5_Trial 4

Burst	No. of Pulses	Pulse Width (µs)	Chirp Width (MHz)	Pulse 1-to-2 Spacing (µs)	Pulse 2-to-3 Spacing (µs)	Starting Location Within Interval (µs)
1	1	80.100	9.000000	---	---	183.000
2	2	59.600	9.000000	946.000	---	473.000
3	2	89.000	9.000000	1573.000	---	426.000
4	2	68.300	9.000000	1801.000	---	366.000
5	1	89.400	9.000000	---	---	250.000
6	2	64.000	9.000000	958.000	---	447.000
7	2	82.200	9.000000	1272.000	---	585.000
8	2	67.300	9.000000	1688.000	---	134.000
9	2	52.500	9.000000	1696.000	---	264.000
10	2	84.100	9.000000	1133.000	---	335.000
11	2	53.000	9.000000	1374.000	---	890.000
12	2	62.000	9.000000	1636.000	---	526.000
13	3	96.100	9.000000	1660.000	1103.000	493.000

This report shall not be reproduced except in full, without the written approval of UL Verification Services (Guangzhou) Co., Ltd, Song Shan Lake Branch.

Detailed Results for Radar Type 5_Trial 5

Burst	No. of Pulses	Pulse Width (µs)	Chirp Width (MHz)	Pulse 1-to-2 Spacing (µs)	Pulse 2-to-3 Spacing (µs)	Starting Location Within Interval (µs)
1	2	50.800	18.000000	1595.000	---	21.000
2	2	52.000	18.000000	1563.000	---	729.000
3	2	58.800	18.000000	1384.000	---	15.000
4	2	79.700	18.000000	979.000	---	261.000
5	1	69.500	18.000000	---	---	533.000
6	2	98.900	18.000000	1015.000	---	493.000
7	2	82.800	18.000000	1634.000	---	218.000
8	1	70.100	18.000000	---	---	1102.000
9	2	89.200	18.000000	1357.000	---	524.000

This report shall not be reproduced except in full, without the written approval of UL Verification Services (Guangzhou) Co., Ltd, Song Shan Lake Branch.

Detailed Results for Radar Type 5_Trial 6

Burst	No. of Pulses	Pulse Width (µs)	Chirp Width (MHz)	Pulse 1-to-2 Spacing (µs)	Pulse 2-to-3 Spacing (µs)	Starting Location Within Interval (µs)
1	3	68.400	12.000000	1658.000	1189.000	811.000
2	3	79.800	12.000000	1645.000	1732.000	1059.000
3	1	86.100	12.000000	---	---	970.000
4	1	83.200	12.000000	---	---	765.000
5	1	97.500	12.000000	---	---	1117.000
6	2	51.300	12.000000	1708.000	---	559.000
7	3	77.900	12.000000	1276.000	1521.000	253.000
8	3	80.800	12.000000	1804.000	959.000	563.000
9	2	82.100	12.000000	1443.000	---	169.000
10	3	65.000	12.000000	1848.000	1035.000	156.000

This report shall not be reproduced except in full, without the written approval of UL Verification Services (Guangzhou) Co., Ltd, Song Shan Lake Branch.

Detailed Results for Radar Type 5_Trial 7

Burst	No. of Pulses	Pulse Width (µs)	Chirp Width (MHz)	Pulse 1-to-2 Spacing (µs)	Pulse 2-to-3 Spacing (µs)	Starting Location Within Interval (µs)
1	2	57.400	6.000000	963.000	---	180.000
2	2	93.600	6.000000	1584.000	---	459.000
3	2	80.100	6.000000	1493.000	---	435.000
4	1	64.100	6.000000	---	---	1256.000
5	2	67.700	6.000000	1215.000	---	734.000
6	1	96.500	6.000000	---	---	1281.000
7	2	81.500	6.000000	974.000	---	1432.000
8	2	66.800	6.000000	1558.000	---	92.000

This report shall not be reproduced except in full, without the written approval of UL Verification Services (Guangzhou) Co., Ltd, Song Shan Lake Branch.

Detailed Results for Radar Type 5_Trial 8

Burst	No. of Pulses	Pulse Width (µs)	Chirp Width (MHz)	Pulse 1-to-2 Spacing (µs)	Pulse 2-to-3 Spacing (µs)	Starting Location Within Interval (µs)
1	1	93.100	11.000000	---	---	422.000
2	3	61.300	11.000000	1194.000	1086.000	738.000
3	3	57.000	11.000000	1918.000	1102.000	523.000
4	3	91.800	11.000000	1588.000	1798.000	874.000
5	3	88.600	11.000000	1491.000	1061.000	748.000
6	3	62.400	11.000000	1019.000	1144.000	525.000
7	3	88.000	11.000000	1259.000	1713.000	641.000
8	2	77.700	11.000000	1025.000	---	383.000
9	1	51.800	11.000000	---	---	554.000
10	1	55.900	11.000000	---	---	939.000
11	3	63.700	11.000000	1503.000	1789.000	182.000

This report shall not be reproduced except in full, without the written approval of UL Verification Services (Guangzhou) Co., Ltd, Song Shan Lake Branch.

Detailed Results for Radar Type 5_Trial 9

Burst	No. of Pulses	Pulse Width (µs)	Chirp Width (MHz)	Pulse 1-to-2 Spacing (µs)	Pulse 2-to-3 Spacing (µs)	Starting Location Within Interval (µs)
1	3	66.400	15.000000	1599.000	1875.000	190.000
2	1	73.600	15.000000	---	---	165.000
3	2	55.200	15.000000	1726.000	---	332.000
4	2	62.700	15.000000	1752.000	---	117.000
5	3	50.600	15.000000	1523.000	1052.000	572.000
6	2	57.800	15.000000	944.000	---	746.000
7	3	98.000	15.000000	1343.000	1215.000	147.000
8	2	82.800	15.000000	1182.000	---	30.000
9	2	62.900	15.000000	1549.000	---	395.000
10	2	50.700	15.000000	1196.000	---	333.000
11	3	69.200	15.000000	1106.000	1036.000	388.000
12	3	60.900	15.000000	1175.000	1183.000	612.000
13	2	78.500	15.000000	1908.000	---	125.000
14	2	67.800	15.000000	1667.000	---	502.000
15	2	58.000	15.000000	1869.000	---	224.000

This report shall not be reproduced except in full, without the written approval of UL Verification Services (Guangzhou) Co., Ltd, Song Shan Lake Branch.

Detailed Results for Radar Type 5_Trial 10

Burst	No. of Pulses	Pulse Width (µs)	Chirp Width (MHz)	Pulse 1-to-2 Spacing (µs)	Pulse 2-to-3 Spacing (µs)	Starting Location Within Interval (µs)
1	1	84.500	5.000000	---	---	77.000
2	2	85.100	5.000000	1049.000	---	561.000
3	2	77.500	5.000000	1012.000	---	322.000
4	2	95.300	5.000000	1524.000	---	591.000
5	2	69.000	5.000000	1447.000	---	479.000
6	2	65.200	5.000000	1574.000	---	177.000
7	3	77.400	5.000000	1446.000	1628.000	4.000
8	2	58.000	5.000000	1737.000	---	631.000
9	3	58.500	5.000000	1714.000	1626.000	330.000
10	1	98.600	5.000000	---	---	508.000
11	1	73.900	5.000000	---	---	27.000
12	1	67.700	5.000000	---	---	157.000
13	1	99.000	5.000000	---	---	313.000
14	2	76.800	5.000000	1232.000	---	429.000
15	2	89.900	5.000000	1618.000	---	574.000
16	3	88.000	5.000000	1587.000	1221.000	326.000
17	1	55.100	5.000000	---	---	550.000
18	3	93.900	5.000000	930.000	1084.000	275.000

This report shall not be reproduced except in full, without the written approval of UL Verification Services (Guangzhou) Co., Ltd, Song Shan Lake Branch.

Detailed Results for Radar Type 5_Trial 11

Burst	No. of Pulses	Pulse Width (µs)	Chirp Width (MHz)	Pulse 1-to-2 Spacing (µs)	Pulse 2-to-3 Spacing (µs)	Starting Location Within Interval (µs)
1	2	55.900	14.000000	1883.000	---	1025.000
2	2	64.100	14.000000	1710.000	---	849.000
3	2	77.200	14.000000	1650.000	---	136.000
4	2	96.600	14.000000	1520.000	---	468.000
5	2	98.000	14.000000	923.000	---	376.000
6	2	66.700	14.000000	1462.000	---	705.000
7	3	66.400	14.000000	1003.000	1192.000	1416.000
8	2	57.000	14.000000	1038.000	---	240.000

This report shall not be reproduced except in full, without the written approval of UL Verification Services (Guangzhou) Co., Ltd, Song Shan Lake Branch.

Detailed Results for Radar Type 5_Trial 12

Burst	No. of Pulses	Pulse Width (µs)	Chirp Width (MHz)	Pulse 1-to-2 Spacing (µs)	Pulse 2-to-3 Spacing (µs)	Starting Location Within Interval (µs)
1	2	69.000	7.000000	1220.000	---	20.000
2	3	88.500	7.000000	1376.000	1096.000	45.000
3	2	56.300	7.000000	1207.000	---	779.000
4	2	88.800	7.000000	1793.000	---	532.000
5	1	78.600	7.000000	---	---	577.000
6	2	82.300	7.000000	1534.000	---	549.000
7	1	71.700	7.000000	---	---	612.000
8	2	52.800	7.000000	1891.000	---	631.000
9	1	66.100	7.000000	---	---	166.000
10	2	72.800	7.000000	1460.000	---	381.000
11	2	82.900	7.000000	1293.000	---	451.000
12	3	72.300	7.000000	1224.000	1577.000	61.000
13	2	91.900	7.000000	1281.000	---	619.000
14	3	82.400	7.000000	1570.000	1469.000	99.000

This report shall not be reproduced except in full, without the written approval of UL Verification Services (Guangzhou) Co., Ltd, Song Shan Lake Branch.

Detailed Results for Radar Type 5_Trial 13

Burst	No. of Pulses	Pulse Width (µs)	Chirp Width (MHz)	Pulse 1-to-2 Spacing (µs)	Pulse 2-to-3 Spacing (µs)	Starting Location Within Interval (µs)
1	1	66.600	20.000000	---	---	330.000
2	1	74.500	20.000000	---	---	248.000
3	2	68.200	20.000000	1149.000	---	80.000
4	2	70.100	20.000000	1849.000	---	536.000
5	3	65.800	20.000000	1316.000	1180.000	623.000
6	3	82.100	20.000000	1690.000	1661.000	503.000
7	2	95.900	20.000000	1840.000	---	687.000
8	1	51.100	20.000000	---	---	107.000
9	2	99.600	20.000000	1035.000	---	389.000
10	1	59.600	20.000000	---	---	424.000
11	3	96.000	20.000000	1733.000	1820.000	427.000
12	3	64.400	20.000000	1553.000	1679.000	204.000
13	2	82.800	20.000000	1451.000	---	69.000
14	2	86.800	20.000000	1508.000	---	573.000
15	2	76.300	20.000000	1738.000	---	361.000
16	2	83.800	20.000000	1152.000	---	683.000

This report shall not be reproduced except in full, without the written approval of UL Verification Services (Guangzhou) Co., Ltd, Song Shan Lake Branch.

Detailed Results for Radar Type 5_Trial 14

Burst	No. of Pulses	Pulse Width (µs)	Chirp Width (MHz)	Pulse 1-to-2 Spacing (µs)	Pulse 2-to-3 Spacing (µs)	Starting Location Within Interval (µs)
1	2	52.400	9.000000	974.000	---	609.000
2	2	55.800	9.000000	1319.000	---	738.000
3	2	58.000	9.000000	1056.000	---	899.000
4	2	50.700	9.000000	975.000	---	575.000
5	1	54.600	9.000000	---	---	73.000
6	2	82.900	9.000000	1205.000	---	107.000
7	2	51.100	9.000000	991.000	---	451.000
8	2	94.700	9.000000	1862.000	---	331.000
9	2	65.500	9.000000	1034.000	---	871.000
10	2	62.000	9.000000	1226.000	---	12.000
11	3	65.600	9.000000	1015.000	1040.000	157.000
12	2	54.800	9.000000	1350.000	---	641.000
13	2	68.900	9.000000	1496.000	---	791.000

This report shall not be reproduced except in full, without the written approval of UL Verification Services (Guangzhou) Co., Ltd, Song Shan Lake Branch.

Detailed Results for Radar Type 5_Trial 15

Burst	No. of Pulses	Pulse Width (µs)	Chirp Width (MHz)	Pulse 1-to-2 Spacing (µs)	Pulse 2-to-3 Spacing (µs)	Starting Location Within Interval (µs)
1	2	78.300	8.000000	1113.000	---	442.000
2	3	73.800	8.000000	1354.000	1837.000	373.000
3	3	76.100	8.000000	1355.000	1639.000	48.000
4	3	87.300	8.000000	1498.000	1822.000	357.000
5	1	50.900	8.000000	---	---	161.000
6	2	69.700	8.000000	1619.000	---	132.000
7	3	76.000	8.000000	1288.000	1532.000	644.000
8	2	60.600	8.000000	1300.000	---	48.000
9	1	98.100	8.000000	---	---	403.000
10	2	52.200	8.000000	1422.000	---	506.000
11	2	98.400	8.000000	1351.000	---	22.000
12	2	87.700	8.000000	1180.000	---	634.000
13	3	82.400	8.000000	1704.000	1848.000	28.000
14	3	68.900	8.000000	1080.000	1341.000	12.000
15	2	71.600	8.000000	1681.000	---	577.000
16	3	93.100	8.000000	1758.000	1536.000	609.000
17	2	52.100	8.000000	1941.000	---	612.000
18	2	89.200	8.000000	966.000	---	60.000

This report shall not be reproduced except in full, without the written approval of UL Verification Services (Guangzhou) Co., Ltd, Song Shan Lake Branch.

Detailed Results for Radar Type 5_Trial 16

Burst	No. of Pulses	Pulse Width (µs)	Chirp Width (MHz)	Pulse 1-to-2 Spacing (µs)	Pulse 2-to-3 Spacing (µs)	Starting Location Within Interval (µs)
1	3	53.400	13.000000	1343.000	1742.000	651.000
2	1	57.300	13.000000	---	---	857.000
3	1	61.900	13.000000	---	---	567.000
4	3	60.500	13.000000	1355.000	1499.000	847.000
5	1	62.000	13.000000	---	---	1014.000
6	2	94.800	13.000000	1584.000	---	512.000
7	1	64.300	13.000000	---	---	992.000
8	3	93.200	13.000000	1157.000	1861.000	285.000
9	3	56.000	13.000000	1813.000	1900.000	1189.000
10	2	79.100	13.000000	1234.000	---	1006.000

This report shall not be reproduced except in full, without the written approval of UL Verification Services (Guangzhou) Co., Ltd, Song Shan Lake Branch.

Detailed Results for Radar Type 5_Trial 17

Burst	No. of Pulses	Pulse Width (µs)	Chirp Width (MHz)	Pulse 1-to-2 Spacing (µs)	Pulse 2-to-3 Spacing (µs)	Starting Location Within Interval (µs)
1	2	80.800	17.000000	1865.000	---	407.000
2	2	65.200	17.000000	1617.000	---	541.000
3	2	55.500	17.000000	1012.000	---	474.000
4	2	97.400	17.000000	1402.000	---	157.000
5	2	70.500	17.000000	1522.000	---	531.000
6	2	84.400	17.000000	1207.000	---	573.000
7	3	86.000	17.000000	1566.000	1277.000	121.000
8	2	76.800	17.000000	1481.000	---	136.000
9	2	87.400	17.000000	993.000	---	227.000
10	2	56.300	17.000000	1384.000	---	27.000
11	3	86.700	17.000000	920.000	1181.000	224.000
12	3	81.000	17.000000	959.000	1111.000	506.000
13	2	50.500	17.000000	1891.000	---	173.000
14	2	92.000	17.000000	1263.000	---	553.000
15	2	62.200	17.000000	1469.000	---	311.000
16	2	69.400	17.000000	1007.000	---	332.000
17	3	65.600	17.000000	1335.000	1823.000	519.000
18	2	70.300	17.000000	1590.000	---	96.000
19	3	78.100	17.000000	1361.000	1775.000	12.000

This report shall not be reproduced except in full, without the written approval of UL Verification Services (Guangzhou) Co., Ltd, Song Shan Lake Branch.

Detailed Results for Radar Type 5_Trial 18

Burst	No. of Pulses	Pulse Width (µs)	Chirp Width (MHz)	Pulse 1-to-2 Spacing (µs)	Pulse 2-to-3 Spacing (µs)	Starting Location Within Interval (µs)
1	2	51.000	9.000000	1731.000	---	259.000
2	2	69.300	9.000000	1762.000	---	617.000
3	1	94.600	9.000000	---	---	379.000
4	2	65.100	9.000000	1536.000	---	103.000
5	3	51.100	9.000000	1546.000	1400.000	650.000
6	2	86.100	9.000000	1619.000	---	221.000
7	1	80.000	9.000000	---	---	44.000
8	1	60.800	9.000000	---	---	384.000
9	3	56.200	9.000000	1627.000	1397.000	126.000
10	1	99.700	9.000000	---	---	20.000
11	1	84.000	9.000000	---	---	411.000
12	3	83.100	9.000000	1223.000	1586.000	232.000
13	1	50.900	9.000000	---	---	179.000
14	1	53.200	9.000000	---	---	48.000
15	2	71.800	9.000000	1079.000	---	692.000
16	2	66.300	9.000000	1893.000	---	503.000
17	2	51.200	9.000000	1362.000	---	455.000

This report shall not be reproduced except in full, without the written approval of UL Verification Services (Guangzhou) Co., Ltd, Song Shan Lake Branch.

Detailed Results for Radar Type 5_Trial 19

Burst	No. of Pulses	Pulse Width (µs)	Chirp Width (MHz)	Pulse 1-to-2 Spacing (µs)	Pulse 2-to-3 Spacing (µs)	Starting Location Within Interval (µs)
1	2	77.900	16.000000	1250.000	---	478.000
2	2	69.500	16.000000	1007.000	---	962.000
3	2	74.500	16.000000	1631.000	---	657.000
4	1	93.900	16.000000	---	---	564.000
5	2	55.400	16.000000	949.000	---	59.000
6	3	50.400	16.000000	1162.000	1396.000	565.000
7	1	68.600	16.000000	---	---	732.000
8	3	88.700	16.000000	1750.000	1835.000	872.000
9	2	54.900	16.000000	1869.000	---	32.000
10	3	51.000	16.000000	970.000	1344.000	750.000
11	3	86.500	16.000000	1599.000	1682.000	364.000

This report shall not be reproduced except in full, without the written approval of UL Verification Services (Guangzhou) Co., Ltd, Song Shan Lake Branch.

Detailed Results for Radar Type 5_Trial 20

Burst	No. of Pulses	Pulse Width (µs)	Chirp Width (MHz)	Pulse 1-to-2 Spacing (µs)	Pulse 2-to-3 Spacing (µs)	Starting Location Within Interval (µs)
1	2	66.900	16.000000	1927.000	---	308.000
2	3	68.300	16.000000	1068.000	1286.000	574.000
3	2	50.600	16.000000	1234.000	---	468.000
4	2	58.200	16.000000	1470.000	---	785.000
5	3	58.300	16.000000	1083.000	1021.000	1235.000
6	1	71.500	16.000000	---	---	91.000
7	1	67.400	16.000000	---	---	710.000
8	3	59.100	16.000000	1642.000	1231.000	561.000
9	2	66.000	16.000000	1446.000	---	628.000

This report shall not be reproduced except in full, without the written approval of UL Verification Services (Guangzhou) Co., Ltd, Song Shan Lake Branch.

Detailed Results for Radar Type 5_Trial 21

Burst	No. of Pulses	Pulse Width (µs)	Chirp Width (MHz)	Pulse 1-to-2 Spacing (µs)	Pulse 2-to-3 Spacing (µs)	Starting Location Within Interval (µs)
1	2	54.600	13.000000	1482.000	---	997.000
2	3	58.000	13.000000	1111.000	999.000	712.000
3	3	63.400	13.000000	1268.000	1709.000	269.000
4	3	67.400	13.000000	1035.000	1498.000	377.000
5	3	70.200	13.000000	1122.000	999.000	381.000
6	1	92.500	13.000000	---	---	942.000
7	3	63.900	13.000000	1233.000	1239.000	49.000
8	1	67.700	13.000000	---	---	121.000
9	2	74.700	13.000000	1791.000	---	596.000
10	2	98.000	13.000000	1740.000	---	602.000

This report shall not be reproduced except in full, without the written approval of UL Verification Services (Guangzhou) Co., Ltd, Song Shan Lake Branch.

Detailed Results for Radar Type 5_Trial 22

Burst	No. of Pulses	Pulse Width (µs)	Chirp Width (MHz)	Pulse 1-to-2 Spacing (µs)	Pulse 2-to-3 Spacing (µs)	Starting Location Within Interval (µs)
1	2	69.200	20.000000	1589.000	---	608.000
2	2	96.300	20.000000	1096.000	---	1107.000
3	2	65.100	20.000000	973.000	---	1251.000
4	3	82.700	20.000000	1229.000	1116.000	442.000
5	1	86.700	20.000000	---	---	528.000
6	1	50.500	20.000000	---	---	261.000
7	2	74.700	20.000000	1296.000	---	317.000
8	1	58.000	20.000000	---	---	131.000
9	3	82.600	20.000000	1463.000	985.000	1132.000

This report shall not be reproduced except in full, without the written approval of UL Verification Services (Guangzhou) Co., Ltd, Song Shan Lake Branch.

Detailed Results for Radar Type 5_Trial 23

Burst	No. of Pulses	Pulse Width (µs)	Chirp Width (MHz)	Pulse 1-to-2 Spacing (µs)	Pulse 2-to-3 Spacing (µs)	Starting Location Within Interval (µs)
1	3	75.600	14.000000	1717.000	1819.000	814.000
2	2	87.500	14.000000	1850.000	---	108.000
3	1	69.100	14.000000	---	---	310.000
4	2	55.800	14.000000	972.000	---	0.000
5	1	90.600	14.000000	---	---	277.000
6	2	87.800	14.000000	1808.000	---	20.000
7	1	74.000	14.000000	---	---	35.000
8	3	94.800	14.000000	1120.000	938.000	554.000
9	2	57.200	14.000000	1619.000	---	141.000
10	1	56.000	14.000000	---	---	595.000
11	2	99.500	14.000000	1143.000	---	262.000
12	2	66.500	14.000000	1675.000	---	557.000

This report shall not be reproduced except in full, without the written approval of UL Verification Services (Guangzhou) Co., Ltd, Song Shan Lake Branch.

Detailed Results for Radar Type 5_Trial 24

Burst	No. of Pulses	Pulse Width (µs)	Chirp Width (MHz)	Pulse 1-to-2 Spacing (µs)	Pulse 2-to-3 Spacing (µs)	Starting Location Within Interval (µs)
1	2	69.400	19.000000	1872.000	---	221.000
2	2	59.100	19.000000	1839.000	---	120.000
3	3	76.800	19.000000	1911.000	981.000	550.000
4	2	70.500	19.000000	1328.000	---	331.000
5	1	63.100	19.000000	---	---	681.000
6	3	59.900	19.000000	1048.000	1055.000	264.000
7	2	50.000	19.000000	1246.000	---	301.000
8	2	53.200	19.000000	993.000	---	222.000
9	1	80.500	19.000000	---	---	496.000
10	2	86.900	19.000000	1135.000	---	371.000
11	3	99.000	19.000000	1818.000	935.000	639.000
12	3	85.200	19.000000	1495.000	1079.000	633.000
13	3	68.700	19.000000	1289.000	1482.000	99.000
14	2	85.700	19.000000	1340.000	---	358.000
15	2	82.900	19.000000	1395.000	---	502.000
16	2	53.400	19.000000	1111.000	---	74.000
17	2	97.400	19.000000	1764.000	---	476.000

This report shall not be reproduced except in full, without the written approval of UL Verification Services (Guangzhou) Co., Ltd, Song Shan Lake Branch.

Detailed Results for Radar Type 5_Trial 25

Burst	No. of Pulses	Pulse Width (µs)	Chirp Width (MHz)	Pulse 1-to-2 Spacing (µs)	Pulse 2-to-3 Spacing (µs)	Starting Location Within Interval (µs)
1	1	93.600	5.000000	---	---	12.000
2	3	75.700	5.000000	1082.000	1831.000	391.000
3	1	78.600	5.000000	---	---	945.000
4	3	97.800	5.000000	1410.000	1227.000	166.000
5	2	90.700	5.000000	1124.000	---	67.000
6	2	98.300	5.000000	1313.000	---	512.000
7	3	72.800	5.000000	1011.000	1020.000	645.000
8	3	73.700	5.000000	1726.000	1553.000	442.000
9	1	90.200	5.000000	---	---	22.000
10	1	62.700	5.000000	---	---	746.000
11	3	83.300	5.000000	1501.000	1874.000	837.000
12	3	80.000	5.000000	1591.000	1770.000	458.000

This report shall not be reproduced except in full, without the written approval of UL Verification Services (Guangzhou) Co., Ltd, Song Shan Lake Branch.

Detailed Results for Radar Type 5_Trial 26

Burst	No. of Pulses	Pulse Width (µs)	Chirp Width (MHz)	Pulse 1-to-2 Spacing (µs)	Pulse 2-to-3 Spacing (µs)	Starting Location Within Interval (µs)
1	3	92.800	10.000000	1307.000	1195.000	177.000
2	2	69.200	10.000000	1264.000	---	1014.000
3	2	63.000	10.000000	1830.000	---	875.000
4	1	58.400	10.000000	---	---	470.000
5	2	74.900	10.000000	1531.000	---	184.000
6	2	76.000	10.000000	1488.000	---	679.000
7	2	50.500	10.000000	1360.000	---	296.000
8	1	82.500	10.000000	---	---	645.000
9	3	58.800	10.000000	1168.000	1620.000	345.000
10	2	70.900	10.000000	1468.000	---	205.000
11	1	72.700	10.000000	---	---	702.000

This report shall not be reproduced except in full, without the written approval of UL Verification Services (Guangzhou) Co., Ltd, Song Shan Lake Branch.

Detailed Results for Radar Type 5_Trial 27

Burst	No. of Pulses	Pulse Width (µs)	Chirp Width (MHz)	Pulse 1-to-2 Spacing (µs)	Pulse 2-to-3 Spacing (µs)	Starting Location Within Interval (µs)
1	3	64.900	8.000000	1505.000	942.000	403.000
2	2	74.300	8.000000	1789.000	---	177.000
3	3	70.800	8.000000	1084.000	1077.000	477.000
4	2	89.800	8.000000	1727.000	---	39.000
5	2	93.800	8.000000	1220.000	---	581.000
6	3	71.300	8.000000	1699.000	1079.000	519.000
7	2	73.200	8.000000	1306.000	---	9.000
8	2	78.200	8.000000	1010.000	---	72.000
9	3	65.600	8.000000	1443.000	1201.000	152.000
10	2	80.300	8.000000	1521.000	---	187.000
11	1	53.000	8.000000	---	---	669.000
12	2	97.600	8.000000	1808.000	---	558.000
13	2	69.000	8.000000	1583.000	---	502.000
14	3	98.300	8.000000	1282.000	1548.000	356.000
15	3	58.000	8.000000	1058.000	1448.000	179.000
16	2	53.300	8.000000	993.000	---	253.000
17	2	78.600	8.000000	1265.000	---	413.000

This report shall not be reproduced except in full, without the written approval of UL Verification Services (Guangzhou) Co., Ltd, Song Shan Lake Branch.

Detailed Results for Radar Type 5_Trial 28

Burst	No. of Pulses	Pulse Width (µs)	Chirp Width (MHz)	Pulse 1-to-2 Spacing (µs)	Pulse 2-to-3 Spacing (µs)	Starting Location Within Interval (µs)
1	1	85.200	14.000000	---	---	99.000
2	3	59.000	14.000000	1887.000	1086.000	687.000
3	1	51.000	14.000000	---	---	381.000
4	2	84.800	14.000000	1906.000	---	520.000
5	3	83.200	14.000000	1466.000	1170.000	910.000
6	3	92.300	14.000000	977.000	1255.000	1.000
7	2	59.400	14.000000	1674.000	---	732.000
8	2	90.700	14.000000	1058.000	---	642.000
9	3	93.100	14.000000	961.000	934.000	359.000
10	3	74.900	14.000000	1673.000	1639.000	602.000
11	2	90.800	14.000000	1227.000	---	430.000
12	3	58.500	14.000000	1625.000	1374.000	10.000
13	1	57.700	14.000000	---	---	804.000

This report shall not be reproduced except in full, without the written approval of UL Verification Services (Guangzhou) Co., Ltd, Song Shan Lake Branch.

Detailed Results for Radar Type 5_Trial 29

Burst	No. of Pulses	Pulse Width (µs)	Chirp Width (MHz)	Pulse 1-to-2 Spacing (µs)	Pulse 2-to-3 Spacing (µs)	Starting Location Within Interval (µs)
1	2	70.500	17.000000	956.000	---	247.000
2	3	85.800	17.000000	1726.000	1051.000	659.000
3	2	67.600	17.000000	1910.000	---	383.000
4	2	97.900	17.000000	1794.000	---	123.000
5	3	55.000	17.000000	1798.000	1000.000	48.000
6	2	55.900	17.000000	1322.000	---	464.000
7	3	53.400	17.000000	1270.000	1431.000	347.000
8	2	88.300	17.000000	1417.000	---	544.000
9	2	95.600	17.000000	1228.000	---	453.000
10	2	70.400	17.000000	1039.000	---	291.000
11	2	53.000	17.000000	1860.000	---	689.000
12	1	80.600	17.000000	---	---	628.000
13	3	67.000	17.000000	1382.000	1724.000	487.000
14	2	67.300	17.000000	1895.000	---	682.000
15	2	63.100	17.000000	1171.000	---	343.000
16	2	79.400	17.000000	1369.000	---	186.000

This report shall not be reproduced except in full, without the written approval of UL Verification Services (Guangzhou) Co., Ltd, Song Shan Lake Branch.

Detailed Results for Radar Type 5_Trial 30

Burst	No. of Pulses	Pulse Width (µs)	Chirp Width (MHz)	Pulse 1-to-2 Spacing (µs)	Pulse 2-to-3 Spacing (µs)	Starting Location Within Interval (µs)
1	2	78.100	10.000000	1102.000	---	160.000
2	2	51.400	10.000000	957.000	---	633.000
3	3	85.200	10.000000	1076.000	1386.000	363.000
4	1	96.300	10.000000	---	---	992.000
5	1	67.200	10.000000	---	---	751.000
6	3	68.900	10.000000	1284.000	1725.000	149.000
7	2	75.900	10.000000	958.000	---	690.000
8	2	87.000	10.000000	1715.000	---	512.000
9	1	88.500	10.000000	---	---	611.000
10	3	61.000	10.000000	1333.000	1179.000	361.000
11	1	57.000	10.000000	---	---	214.000
12	2	55.900	10.000000	1656.000	---	643.000

This report shall not be reproduced except in full, without the written approval of UL Verification Services (Guangzhou) Co., Ltd, Song Shan Lake Branch.

Detailed Results for Radar Type 6

Trial Number	Pulse Width (µs)	PRI (µs)	No. of Pulses	Pulses Detected	Comment
1	1.000	300.000	9	YES	
2	1.000	300.000	9	YES	
3	1.000	300.000	9	YES	
4	1.000	300.000	9	YES	
5	1.000	300.000	9	YES	
6	1.000	300.000	9	YES	
7	1.000	300.000	9	YES	
8	1.000	300.000	9	YES	
9	1.000	300.000	9	YES	
10	1.000	300.000	9	YES	
11	1.000	300.000	9	YES	
12	1.000	300.000	9	YES	
13	1.000	300.000	9	YES	
14	1.000	300.000	9	YES	
15	1.000	300.000	9	YES	
16	1.000	300.000	9	YES	
17	1.000	300.000	9	YES	
18	1.000	300.000	9	YES	
19	1.000	300.000	9	YES	
20	1.000	300.000	9	YES	
21	1.000	300.000	9	YES	
22	1.000	300.000	9	YES	
23	1.000	300.000	9	YES	
24	1.000	300.000	9	YES	
25	1.000	300.000	9	YES	
26	1.000	300.000	9	YES	
27	1.000	300.000	9	YES	
28	1.000	300.000	9	YES	
29	1.000	300.000	9	YES	
30	1.000	300.000	9	YES	

Note: All the test modes have been tested, only the worst data recorded in the report.

This report shall not be reproduced except in full, without the written approval of UL Verification Services (Guangzhou) Co., Ltd, Song Shan Lake Branch.

8. TEST RESULT FOR CLIENT MODE

8.1. Appendix G: DFS Detection Thresholds

8.1.1. Test Result

Test Mode	Frequency[MHz]	Radar Type	Result	Limit[dbm]	Verdict
11BE160MIMO	5250	Type0	-64.22	-62.00	PASS

This report shall not be reproduced except in full, without the written approval of UL Verification Services (Guangzhou) Co., Ltd, Song Shan Lake Branch.

8.1.2. Test Graphs

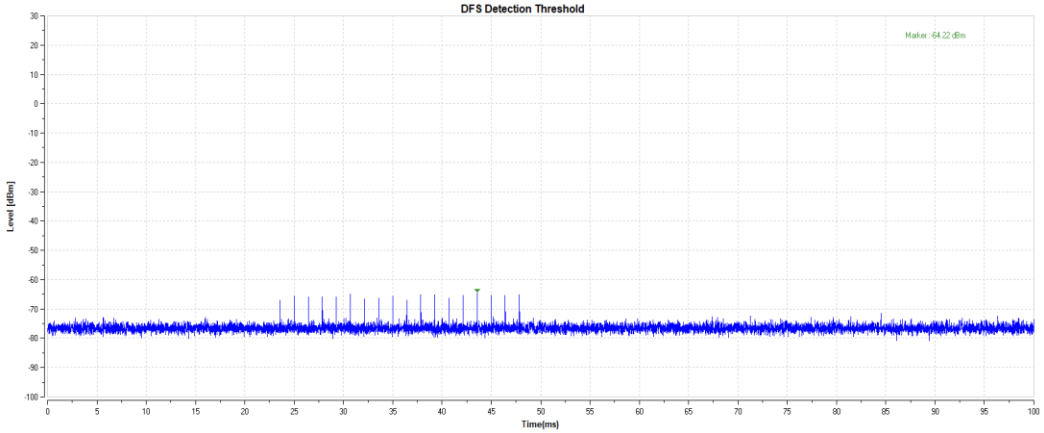

11BE160MIMO_5250_Type0

This report shall not be reproduced except in full, without the written approval of UL Verification Services (Guangzhou) Co., Ltd, Song Shan Lake Branch.

8.2. Appendix H: Channel Move Time and Channel Closing Transmission Time

8.2.1. Test Result

Test Mode	Frequency[MHz]	CCT[ms]	Limit[ms]	CMT[ms]	Limit[ms]	Verdict
11BE160MIMO	5250	200+7.8	200+60	454.7	10000	PASS

Note: All the test modes have been tested, only the worst data recorded in the report.

This report shall not be reproduced except in full, without the written approval of UL Verification Services (Guangzhou) Co., Ltd, Song Shan Lake Branch.

8.2.2. Test Graphs

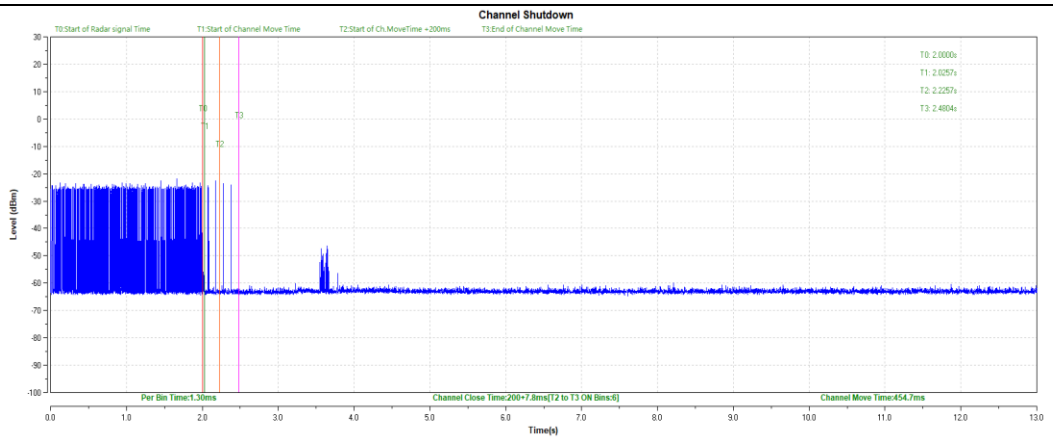

11BE160MIMO_5250

Note: All the test modes have been tested, only the worst data recorded in the report.

This report shall not be reproduced except in full, without the written approval of UL Verification Services (Guangzhou) Co., Ltd, Song Shan Lake Branch.

8.3. Appendix I: Non-Occupancy Period

8.3.1. Test Result

Test Mode	Channel	Result	Limit[s]	Verdict
11BE160MIMO	5250	see test graph	≥1800	PASS

Note: All the test modes have been tested, only the worst data recorded in the report.

This report shall not be reproduced except in full, without the written approval of UL Verification Services (Guangzhou) Co., Ltd, Song Shan Lake Branch.

8.3.2. Test Graphs

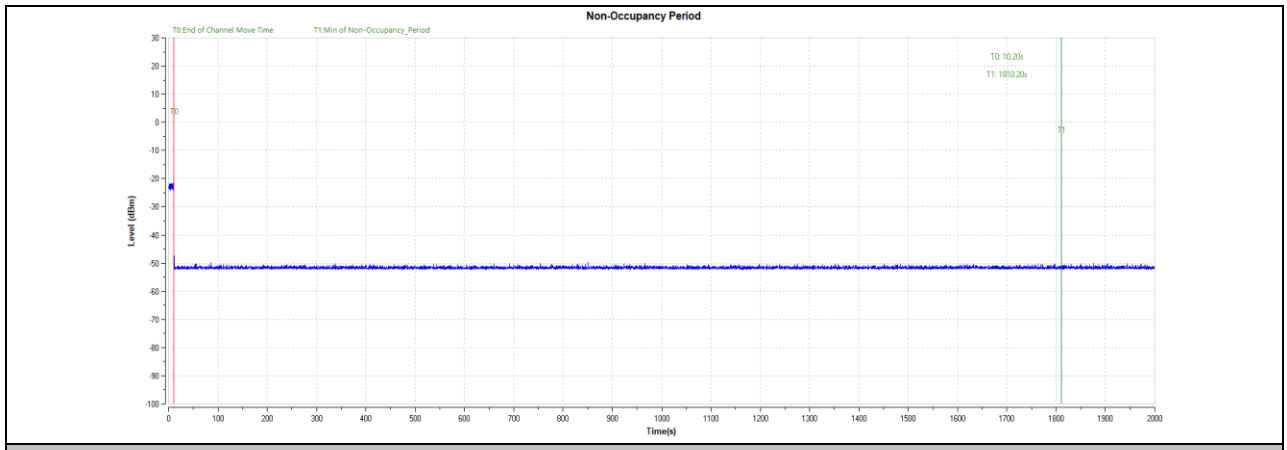

11BE160MIMO_5250

Note: All the test modes have been tested, only the worst data recorded in the report.

This report shall not be reproduced except in full, without the written approval of UL Verification Services (Guangzhou) Co., Ltd, Song Shan Lake Branch.

9. TEST RESULT FOR MESH MODE

9.1. Appendix J: Statistical Performance check

9.1.1. Test Result for 802.11be 20MHz mode

DFS Statistical Performance Check (5320 MHz; 23.750 dBm; 20 MHz)

Test according to FCC title 47 part 15 §15.407(h), KDB 905462 D02 U-NII DFS Compliance Procedures New Rules v02

Measurement Summary

DUT Frequency (MHz)	Radar Type No.	Detection count	Percentage of Detection Px	Detection Limit	Overall Result	Overall Comment
5320.000000	1	30 of 30	100.00%	60.0 %	PASS	
5320.000000	2	30 of 30	100.00%	60.0 %	PASS	
5320.000000	3	29 of 30	96.67%	60.0 %	PASS	
5320.000000	4	26 of 30	86.67%	60.0 %	PASS	
5320.000000	5	30 of 30	100.00%	80.0 %	PASS	
5320.000000	6	30 of 30	100.00%	70.0 %	PASS	

Aggregate Results for Short Pulse Radar Type 1-4

Aggregate Calculation as follows	Aggregate Percentage	Aggregate Limit	Aggregate Result	Aggregate Comment
(P1 + P2 + P3 + P4) / 4	95.83%	80.0 %	PASS	

This report shall not be reproduced except in full, without the written approval of UL Verification Services (Guangzhou) Co., Ltd, Song Shan Lake Branch.

Detailed Results for Radar Type 1

Trial Number	Random Trial used	Pulse Width (µs)	PRI (µs)	No. of Pulses	Pulses Detected	Comment
1	18	1.000	858.000	62	YES	
2	4	1.000	578.000	92	YES	
3	22	1.000	938.000	57	YES	
4	47	1.000	2767.000	20	YES	
5	39	1.000	1986.000	27	YES	
6	8	1.000	658.000	81	YES	
7	24	1.000	522.000	102	YES	
8	29	1.000	1010.000	53	YES	
9	35	1.000	1596.000	34	YES	
10	40	1.000	2084.000	26	YES	
11	25	1.000	620.000	86	YES	
12	33	1.000	1400.000	38	YES	
13	50	1.000	3060.000	18	YES	
14	42	1.000	2279.000	24	YES	
15	30	1.000	1108.000	48	YES	
16	38	1.000	1888.000	28	YES	
17	5	1.000	598.000	89	YES	
18	41	1.000	2181.000	25	YES	
19	12	1.000	738.000	72	YES	
20	13	1.000	758.000	70	YES	
21	7	1.000	638.000	83	YES	
22	11	1.000	718.000	74	YES	
23	27	1.000	815.000	65	YES	
24	49	1.000	2962.000	18	YES	
25	3	1.000	558.000	95	YES	
26	2	1.000	538.000	99	YES	
27	45	1.000	2572.000	21	YES	
28	6	1.000	618.000	86	YES	
29	31	1.000	1205.000	44	YES	
30	36	1.000	1693.000	32	YES	

This report shall not be reproduced except in full, without the written approval of UL Verification Services (Guangzhou) Co., Ltd, Song Shan Lake Branch.

Detailed Results for Radar Type 2

Trial Number	Random Trial used	Pulse Width (µs)	PRI (µs)	No. of Pulses	Pulses Detected	Comment
1	32	3.700	222.000	26	YES	
2	42	2.500	215.000	28	YES	
3	10	1.200	175.000	26	YES	
4	11	1.700	224.000	23	YES	
5	28	1.700	216.000	27	YES	
6	39	4.900	163.000	23	YES	
7	36	3.200	200.000	28	YES	
8	3	5.000	192.000	23	YES	
9	13	2.200	193.000	24	YES	
10	45	3.200	227.000	29	YES	
11	38	2.000	180.000	25	YES	
12	9	3.900	212.000	27	YES	
13	7	1.400	185.000	27	YES	
14	5	3.500	226.000	26	YES	
15	30	4.200	173.000	25	YES	
16	26	3.700	217.000	28	YES	
17	40	3.600	230.000	27	YES	
18	24	4.400	188.000	27	YES	
19	1	3.400	168.000	25	YES	
20	50	4.100	158.000	25	YES	
21	20	1.200	185.000	25	YES	
22	4	4.700	200.000	23	YES	
23	25	4.400	202.000	24	YES	
24	27	2.700	199.000	29	YES	
25	33	2.100	228.000	28	YES	
26	18	2.000	153.000	24	YES	
27	15	2.200	180.000	29	YES	
28	29	4.100	189.000	26	YES	
29	48	4.200	227.000	24	YES	
30	37	3.400	191.000	24	YES	

This report shall not be reproduced except in full, without the written approval of UL Verification Services (Guangzhou) Co., Ltd, Song Shan Lake Branch.

Detailed Results for Radar Type 3

Trial Number	Random Trial used	Pulse Width (µs)	PRI (µs)	No. of Pulses	Pulses Detected	Comment
1	44	7.100	457.000	16	YES	
2	36	9.800	494.000	17	YES	
3	25	9.600	458.000	17	YES	
4	21	8.100	204.000	17	YES	
5	24	6.000	378.000	17	YES	
6	31	8.800	487.000	17	YES	
7	35	7.300	200.000	18	YES	
8	12	8.000	463.000	17	YES	
9	8	7.000	358.000	17	YES	
10	47	9.800	250.000	17	YES	
11	2	7.500	211.000	17	YES	
12	23	9.700	256.000	16	YES	
13	26	9.200	497.000	17	YES	
14	29	9.900	446.000	17	YES	
15	1	8.000	494.000	18	YES	
16	38	6.300	476.000	17	YES	
17	9	6.300	454.000	17	YES	
18	50	7.700	206.000	17	YES	
19	39	7.200	358.000	18	YES	
20	48	9.000	448.000	18	YES	
21	30	8.400	309.000	17	YES	
22	17	8.700	413.000	17	YES	
23	16	8.900	340.000	16	No	
24	5	8.200	464.000	18	YES	
25	10	9.800	206.000	17	YES	
26	41	7.700	467.000	16	YES	
27	42	8.600	493.000	17	YES	
28	19	9.600	336.000	18	YES	
29	3	9.500	297.000	16	YES	
30	13	8.400	343.000	17	YES	

This report shall not be reproduced except in full, without the written approval of UL Verification Services (Guangzhou) Co., Ltd, Song Shan Lake Branch.

Detailed Results for Radar Type 4

Trial Number	Random Trial used	Pulse Width (µs)	PRI (µs)	No. of Pulses	Pulses Detected	Comment
1	12	16.000	461.000	13	YES	
2	27	15.600	303.000	13	YES	
3	46	15.300	488.000	14	No	
4	26	18.900	299.000	16	YES	
5	25	16.600	282.000	16	YES	
6	45	16.700	419.000	16	No	
7	20	12.300	438.000	13	YES	
8	38	15.500	451.000	15	YES	
9	29	17.300	287.000	16	No	
10	31	14.400	266.000	14	YES	
11	16	19.900	366.000	14	YES	
12	9	13.300	254.000	14	YES	
13	30	11.800	384.000	14	YES	
14	18	15.600	420.000	15	YES	
15	35	12.600	268.000	13	No	
16	44	17.900	458.000	14	YES	
17	42	18.500	208.000	14	YES	
18	14	16.600	212.000	16	YES	
19	36	12.500	413.000	14	YES	
20	13	16.000	485.000	14	YES	
21	19	15.700	403.000	16	YES	
22	49	11.100	396.000	13	YES	
23	8	14.100	283.000	15	YES	
24	33	19.500	384.000	13	YES	
25	10	14.200	351.000	12	YES	
26	41	13.300	439.000	14	YES	
27	15	14.700	324.000	13	YES	
28	2	19.900	428.000	12	YES	
29	48	14.500	433.000	12	YES	
30	50	14.400	286.000	12	YES	

This report shall not be reproduced except in full, without the written approval of UL Verification Services (Guangzhou) Co., Ltd, Song Shan Lake Branch.

Detailed Results for Radar Type 5

Trial Number	Random Trial used	Pulses Detected	Comment
1	15	YES	For detailed burst data see separate table Type5_Trial1
2	9	YES	For detailed burst data see separate table Type5_Trial2
3	18	YES	For detailed burst data see separate table Type5_Trial3
4	11	YES	For detailed burst data see separate table Type5_Trial4
5	25	YES	For detailed burst data see separate table Type5_Trial5
6	49	YES	For detailed burst data see separate table Type5_Trial6
7	14	YES	For detailed burst data see separate table Type5_Trial7
8	28	YES	For detailed burst data see separate table Type5_Trial8
9	31	YES	For detailed burst data see separate table Type5_Trial9
10	26	YES	For detailed burst data see separate table Type5_Trial10
11	45	YES	For detailed burst data see separate table Type5_Trial11
12	40	YES	For detailed burst data see separate table Type5_Trial12
13	36	YES	For detailed burst data see separate table Type5_Trial13
14	16	YES	For detailed burst data see separate table Type5_Trial14
15	8	YES	For detailed burst data see separate table Type5_Trial15
16	17	YES	For detailed burst data see separate table Type5_Trial16
17	6	YES	For detailed burst data see separate table Type5_Trial17
18	33	YES	For detailed burst data see separate table Type5_Trial18
19	21	YES	For detailed burst data see separate table Type5_Trial19
20	43	YES	For detailed burst data see separate table Type5_Trial20
21	30	YES	For detailed burst data see separate table Type5_Trial21
22	2	YES	For detailed burst data see separate table Type5_Trial22
23	37	YES	For detailed burst data see separate table Type5_Trial23
24	7	YES	For detailed burst data see separate table Type5_Trial24
25	39	YES	For detailed burst data see separate table Type5_Trial25
26	27	YES	For detailed burst data see separate table Type5_Trial26
27	10	YES	For detailed burst data see separate table Type5_Trial27
28	1	YES	For detailed burst data see separate table Type5_Trial28
29	35	YES	For detailed burst data see separate table Type5_Trial29
30	19	YES	For detailed burst data see separate table Type5_Trial30

This report shall not be reproduced except in full, without the written approval of UL Verification Services (Guangzhou) Co., Ltd, Song Shan Lake Branch.

Detailed Results for Radar Type 5_Trial 1

Burst	No. of Pulses	Pulse Width (µs)	Chirp Width (MHz)	Pulse 1-to-2 Spacing (µs)	Pulse 2-to-3 Spacing (µs)	Starting Location Within Interval (µs)
1	2	50.800	18.000000	1595.000	---	21.000
2	2	52.000	18.000000	1563.000	---	729.000
3	2	58.800	18.000000	1384.000	---	15.000
4	2	79.700	18.000000	979.000	---	261.000
5	1	69.500	18.000000	---	---	533.000
6	2	98.900	18.000000	1015.000	---	493.000
7	2	82.800	18.000000	1634.000	---	218.000
8	1	70.100	18.000000	---	---	1102.000
9	2	89.200	18.000000	1357.000	---	524.000

This report shall not be reproduced except in full, without the written approval of UL Verification Services (Guangzhou) Co., Ltd, Song Shan Lake Branch.

Detailed Results for Radar Type 5_Trial 2

Burst	No. of Pulses	Pulse Width (µs)	Chirp Width (MHz)	Pulse 1-to-2 Spacing (µs)	Pulse 2-to-3 Spacing (µs)	Starting Location Within Interval (µs)
1	2	70.500	17.000000	956.000	---	247.000
2	3	85.800	17.000000	1726.000	1051.000	659.000
3	2	67.600	17.000000	1910.000	---	383.000
4	2	97.900	17.000000	1794.000	---	123.000
5	3	55.000	17.000000	1798.000	1000.000	48.000
6	2	55.900	17.000000	1322.000	---	464.000
7	3	53.400	17.000000	1270.000	1431.000	347.000
8	2	88.300	17.000000	1417.000	---	544.000
9	2	95.600	17.000000	1228.000	---	453.000
10	2	70.400	17.000000	1039.000	---	291.000
11	2	53.000	17.000000	1860.000	---	689.000
12	1	80.600	17.000000	---	---	628.000
13	3	67.000	17.000000	1382.000	1724.000	487.000
14	2	67.300	17.000000	1895.000	---	682.000
15	2	63.100	17.000000	1171.000	---	343.000
16	2	79.400	17.000000	1369.000	---	186.000

This report shall not be reproduced except in full, without the written approval of UL Verification Services (Guangzhou) Co., Ltd, Song Shan Lake Branch.

Detailed Results for Radar Type 5_Trial 3

Burst	No. of Pulses	Pulse Width (µs)	Chirp Width (MHz)	Pulse 1-to-2 Spacing (µs)	Pulse 2-to-3 Spacing (µs)	Starting Location Within Interval (µs)
1	1	93.600	5.000000	---	---	12.000
2	3	75.700	5.000000	1082.000	1831.000	391.000
3	1	78.600	5.000000	---	---	945.000
4	3	97.800	5.000000	1410.000	1227.000	166.000
5	2	90.700	5.000000	1124.000	---	67.000
6	2	98.300	5.000000	1313.000	---	512.000
7	3	72.800	5.000000	1011.000	1020.000	645.000
8	3	73.700	5.000000	1726.000	1553.000	442.000
9	1	90.200	5.000000	---	---	22.000
10	1	62.700	5.000000	---	---	746.000
11	3	83.300	5.000000	1501.000	1874.000	837.000
12	3	80.000	5.000000	1591.000	1770.000	458.000

This report shall not be reproduced except in full, without the written approval of UL Verification Services (Guangzhou) Co., Ltd, Song Shan Lake Branch.

Detailed Results for Radar Type 5_Trial 4

Burst	No. of Pulses	Pulse Width (µs)	Chirp Width (MHz)	Pulse 1-to-2 Spacing (µs)	Pulse 2-to-3 Spacing (µs)	Starting Location Within Interval (µs)
1	3	61.700	11.000000	1264.000	1572.000	640.000
2	3	82.600	11.000000	923.000	1387.000	439.000
3	2	74.800	11.000000	1230.000	---	16.000
4	2	77.700	11.000000	1544.000	---	613.000
5	1	80.400	11.000000	---	---	213.000
6	3	88.700	11.000000	1316.000	1461.000	568.000
7	3	78.100	11.000000	1065.000	1167.000	387.000
8	2	56.600	11.000000	1454.000	---	647.000
9	1	63.600	11.000000	---	---	285.000
10	2	73.100	11.000000	1369.000	---	189.000
11	2	67.900	11.000000	994.000	---	165.000
12	2	76.500	11.000000	1164.000	---	480.000
13	1	63.700	11.000000	---	---	28.000
14	2	70.100	11.000000	1823.000	---	516.000
15	2	90.400	11.000000	1694.000	---	561.000
16	2	87.700	11.000000	1528.000	---	420.000
17	3	77.700	11.000000	1339.000	1407.000	61.000
18	1	81.300	11.000000	---	---	67.000

This report shall not be reproduced except in full, without the written approval of UL Verification Services (Guangzhou) Co., Ltd, Song Shan Lake Branch.

Detailed Results for Radar Type 5_Trial 5

Burst	No. of Pulses	Pulse Width (µs)	Chirp Width (MHz)	Pulse 1-to-2 Spacing (µs)	Pulse 2-to-3 Spacing (µs)	Starting Location Within Interval (µs)
1	2	97.100	19.000000	1539.000	---	378.000
2	2	62.500	19.000000	1931.000	---	586.000
3	3	85.200	19.000000	1860.000	942.000	473.000
4	2	57.800	19.000000	1401.000	---	394.000
5	1	72.100	19.000000	---	---	254.000
6	1	92.700	19.000000	---	---	242.000
7	2	56.200	19.000000	1405.000	---	411.000
8	3	54.300	19.000000	1382.000	1712.000	591.000
9	3	88.200	19.000000	1026.000	1680.000	17.000
10	3	68.200	19.000000	1051.000	1804.000	269.000
11	2	91.600	19.000000	1080.000	---	315.000
12	2	94.700	19.000000	1056.000	---	501.000
13	2	60.900	19.000000	1566.000	---	227.000
14	2	57.700	19.000000	1345.000	---	332.000
15	2	80.500	19.000000	1002.000	---	131.000
16	1	78.700	19.000000	---	---	51.000
17	2	95.800	19.000000	1851.000	---	346.000
18	3	74.500	19.000000	1430.000	1097.000	108.000
19	3	65.700	19.000000	1155.000	1430.000	508.000

This report shall not be reproduced except in full, without the written approval of UL Verification Services (Guangzhou) Co., Ltd, Song Shan Lake Branch.

Detailed Results for Radar Type 5_Trial 6

Burst	No. of Pulses	Pulse Width (µs)	Chirp Width (MHz)	Pulse 1-to-2 Spacing (µs)	Pulse 2-to-3 Spacing (µs)	Starting Location Within Interval (µs)
1	2	69.400	19.000000	1872.000	---	221.000
2	2	59.100	19.000000	1839.000	---	120.000
3	3	76.800	19.000000	1911.000	981.000	550.000
4	2	70.500	19.000000	1328.000	---	331.000
5	1	63.100	19.000000	---	---	681.000
6	3	59.900	19.000000	1048.000	1055.000	264.000
7	2	50.000	19.000000	1246.000	---	301.000
8	2	53.200	19.000000	993.000	---	222.000
9	1	80.500	19.000000	---	---	496.000
10	2	86.900	19.000000	1135.000	---	371.000
11	3	99.000	19.000000	1818.000	935.000	639.000
12	3	85.200	19.000000	1495.000	1079.000	633.000
13	3	68.700	19.000000	1289.000	1482.000	99.000
14	2	85.700	19.000000	1340.000	---	358.000
15	2	82.900	19.000000	1395.000	---	502.000
16	2	53.400	19.000000	1111.000	---	74.000
17	2	97.400	19.000000	1764.000	---	476.000

This report shall not be reproduced except in full, without the written approval of UL Verification Services (Guangzhou) Co., Ltd, Song Shan Lake Branch.

Detailed Results for Radar Type 5_Trial 7

Burst	No. of Pulses	Pulse Width (µs)	Chirp Width (MHz)	Pulse 1-to-2 Spacing (µs)	Pulse 2-to-3 Spacing (µs)	Starting Location Within Interval (µs)
1	3	86.900	18.000000	1072.000	1743.000	270.000
2	3	81.200	18.000000	1473.000	1232.000	993.000
3	3	100.000	18.000000	1838.000	1883.000	1083.000
4	1	65.400	18.000000	---	---	815.000
5	3	80.200	18.000000	1355.000	1538.000	799.000
6	3	96.500	18.000000	1759.000	1784.000	72.000
7	3	80.300	18.000000	1386.000	1646.000	426.000
8	2	81.600	18.000000	1787.000	---	878.000

This report shall not be reproduced except in full, without the written approval of UL Verification Services (Guangzhou) Co., Ltd, Song Shan Lake Branch.

Detailed Results for Radar Type 5_Trial 8

Burst	No. of Pulses	Pulse Width (µs)	Chirp Width (MHz)	Pulse 1-to-2 Spacing (µs)	Pulse 2-to-3 Spacing (µs)	Starting Location Within Interval (µs)
1	2	97.500	12.000000	1544.000	---	99.000
2	2	65.600	12.000000	1375.000	---	550.000
3	1	68.300	12.000000	---	---	550.000
4	3	50.300	12.000000	1878.000	1651.000	1131.000
5	3	51.700	12.000000	975.000	1518.000	102.000
6	3	57.200	12.000000	1700.000	1447.000	1041.000
7	2	98.400	12.000000	1637.000	---	130.000
8	3	58.900	12.000000	1602.000	1161.000	38.000
9	2	60.100	12.000000	984.000	---	333.000

This report shall not be reproduced except in full, without the written approval of UL Verification Services (Guangzhou) Co., Ltd, Song Shan Lake Branch.

Detailed Results for Radar Type 5_Trial 9

Burst	No. of Pulses	Pulse Width (µs)	Chirp Width (MHz)	Pulse 1-to-2 Spacing (µs)	Pulse 2-to-3 Spacing (µs)	Starting Location Within Interval (µs)
1	2	78.100	10.000000	1102.000	---	160.000
2	2	51.400	10.000000	957.000	---	633.000
3	3	85.200	10.000000	1076.000	1386.000	363.000
4	1	96.300	10.000000	---	---	992.000
5	1	67.200	10.000000	---	---	751.000
6	3	68.900	10.000000	1284.000	1725.000	149.000
7	2	75.900	10.000000	958.000	---	690.000
8	2	87.000	10.000000	1715.000	---	512.000
9	1	88.500	10.000000	---	---	611.000
10	3	61.000	10.000000	1333.000	1179.000	361.000
11	1	57.000	10.000000	---	---	214.000
12	2	55.900	10.000000	1656.000	---	643.000

This report shall not be reproduced except in full, without the written approval of UL Verification Services (Guangzhou) Co., Ltd, Song Shan Lake Branch.

Detailed Results for Radar Type 5_Trial 10

Burst	No. of Pulses	Pulse Width (µs)	Chirp Width (MHz)	Pulse 1-to-2 Spacing (µs)	Pulse 2-to-3 Spacing (µs)	Starting Location Within Interval (µs)
1	3	56.900	7.000000	1444.000	967.000	453.000
2	3	59.600	7.000000	1787.000	1144.000	206.000
3	3	95.100	7.000000	1708.000	1109.000	579.000
4	1	90.100	7.000000	---	---	554.000
5	1	81.600	7.000000	---	---	140.000
6	2	78.100	7.000000	1096.000	---	407.000
7	1	99.000	7.000000	---	---	350.000
8	3	81.300	7.000000	1461.000	1547.000	552.000
9	2	54.900	7.000000	1737.000	---	501.000
10	2	54.200	7.000000	1388.000	---	121.000
11	2	86.200	7.000000	971.000	---	397.000
12	2	79.100	7.000000	1117.000	---	318.000
13	2	55.200	7.000000	1399.000	---	427.000
14	1	57.800	7.000000	---	---	441.000
15	2	56.500	7.000000	1323.000	---	397.000
16	1	57.200	7.000000	---	---	435.000
17	2	71.400	7.000000	989.000	---	500.000
18	2	75.000	7.000000	1489.000	---	16.000
19	1	94.000	7.000000	---	---	44.000
20	3	72.700	7.000000	1153.000	1688.000	262.000

This report shall not be reproduced except in full, without the written approval of UL Verification Services (Guangzhou) Co., Ltd, Song Shan Lake Branch.

Detailed Results for Radar Type 5_Trial 11

Burst	No. of Pulses	Pulse Width (µs)	Chirp Width (MHz)	Pulse 1-to-2 Spacing (µs)	Pulse 2-to-3 Spacing (µs)	Starting Location Within Interval (µs)
1	2	52.400	9.000000	974.000	---	609.000
2	2	55.800	9.000000	1319.000	---	738.000
3	2	58.000	9.000000	1056.000	---	899.000
4	2	50.700	9.000000	975.000	---	575.000
5	1	54.600	9.000000	---	---	73.000
6	2	82.900	9.000000	1205.000	---	107.000
7	2	51.100	9.000000	991.000	---	451.000
8	2	94.700	9.000000	1862.000	---	331.000
9	2	65.500	9.000000	1034.000	---	871.000
10	2	62.000	9.000000	1226.000	---	12.000
11	3	65.600	9.000000	1015.000	1040.000	157.000
12	2	54.800	9.000000	1350.000	---	641.000
13	2	68.900	9.000000	1496.000	---	791.000

This report shall not be reproduced except in full, without the written approval of UL Verification Services (Guangzhou) Co., Ltd, Song Shan Lake Branch.

Detailed Results for Radar Type 5_Trial 12

Burst	No. of Pulses	Pulse Width (µs)	Chirp Width (MHz)	Pulse 1-to-2 Spacing (µs)	Pulse 2-to-3 Spacing (µs)	Starting Location Within Interval (µs)
1	2	57.400	6.000000	963.000	---	180.000
2	2	93.600	6.000000	1584.000	---	459.000
3	2	80.100	6.000000	1493.000	---	435.000
4	1	64.100	6.000000	---	---	1256.000
5	2	67.700	6.000000	1215.000	---	734.000
6	1	96.500	6.000000	---	---	1281.000
7	2	81.500	6.000000	974.000	---	1432.000
8	2	66.800	6.000000	1558.000	---	92.000

This report shall not be reproduced except in full, without the written approval of UL Verification Services (Guangzhou) Co., Ltd, Song Shan Lake Branch.

Detailed Results for Radar Type 5_Trial 13

Burst	No. of Pulses	Pulse Width (µs)	Chirp Width (MHz)	Pulse 1-to-2 Spacing (µs)	Pulse 2-to-3 Spacing (µs)	Starting Location Within Interval (µs)
1	2	74.800	8.000000	1894.000	---	41.000
2	2	95.100	8.000000	1815.000	---	443.000
3	1	95.500	8.000000	---	---	663.000
4	2	87.500	8.000000	1259.000	---	156.000
5	3	86.300	8.000000	947.000	1761.000	185.000
6	1	90.900	8.000000	---	---	246.000
7	2	51.800	8.000000	1879.000	---	166.000
8	1	92.100	8.000000	---	---	203.000
9	3	83.800	8.000000	1477.000	1851.000	570.000
10	1	51.500	8.000000	---	---	48.000
11	1	60.400	8.000000	---	---	1.000
12	3	95.800	8.000000	934.000	1424.000	382.000
13	2	79.200	8.000000	1808.000	---	537.000
14	3	79.500	8.000000	1300.000	1192.000	323.000
15	1	83.200	8.000000	---	---	343.000
16	2	98.800	8.000000	1791.000	---	560.000
17	2	50.800	8.000000	1866.000	---	659.000

This report shall not be reproduced except in full, without the written approval of UL Verification Services (Guangzhou) Co., Ltd, Song Shan Lake Branch.

Detailed Results for Radar Type 5_Trial 14

Burst	No. of Pulses	Pulse Width (µs)	Chirp Width (MHz)	Pulse 1-to-2 Spacing (µs)	Pulse 2-to-3 Spacing (µs)	Starting Location Within Interval (µs)
1	3	53.400	13.000000	1343.000	1742.000	651.000
2	1	57.300	13.000000	---	---	857.000
3	1	61.900	13.000000	---	---	567.000
4	3	60.500	13.000000	1355.000	1499.000	847.000
5	1	62.000	13.000000	---	---	1014.000
6	2	94.800	13.000000	1584.000	---	512.000
7	1	64.300	13.000000	---	---	992.000
8	3	93.200	13.000000	1157.000	1861.000	285.000
9	3	56.000	13.000000	1813.000	1900.000	1189.000
10	2	79.100	13.000000	1234.000	---	1006.000

This report shall not be reproduced except in full, without the written approval of UL Verification Services (Guangzhou) Co., Ltd, Song Shan Lake Branch.

Detailed Results for Radar Type 5_Trial 15

Burst	No. of Pulses	Pulse Width (µs)	Chirp Width (MHz)	Pulse 1-to-2 Spacing (µs)	Pulse 2-to-3 Spacing (µs)	Starting Location Within Interval (µs)
1	3	93.000	5.000000	1554.000	1785.000	287.000
2	1	83.900	5.000000	---	---	719.000
3	1	58.600	5.000000	---	---	22.000
4	2	51.600	5.000000	1301.000	---	508.000
5	2	86.000	5.000000	971.000	---	394.000
6	2	52.400	5.000000	1014.000	---	126.000
7	2	81.600	5.000000	1650.000	---	756.000
8	2	73.500	5.000000	1428.000	---	653.000
9	1	58.900	5.000000	---	---	761.000
10	1	93.500	5.000000	---	---	118.000
11	2	90.600	5.000000	1774.000	---	108.000
12	2	58.400	5.000000	1448.000	---	740.000
13	2	89.100	5.000000	1406.000	---	689.000
14	2	73.900	5.000000	1071.000	---	160.000
15	1	61.700	5.000000	---	---	172.000

This report shall not be reproduced except in full, without the written approval of UL Verification Services (Guangzhou) Co., Ltd, Song Shan Lake Branch.

Detailed Results for Radar Type 5_Trial 16

Burst	No. of Pulses	Pulse Width (µs)	Chirp Width (MHz)	Pulse 1-to-2 Spacing (µs)	Pulse 2-to-3 Spacing (µs)	Starting Location Within Interval (µs)
1	1	93.100	11.000000	---	---	422.000
2	3	61.300	11.000000	1194.000	1086.000	738.000
3	3	57.000	11.000000	1918.000	1102.000	523.000
4	3	91.800	11.000000	1588.000	1798.000	874.000
5	3	88.600	11.000000	1491.000	1061.000	748.000
6	3	62.400	11.000000	1019.000	1144.000	525.000
7	3	88.000	11.000000	1259.000	1713.000	641.000
8	2	77.700	11.000000	1025.000	---	383.000
9	1	51.800	11.000000	---	---	554.000
10	1	55.900	11.000000	---	---	939.000
11	3	63.700	11.000000	1503.000	1789.000	182.000

This report shall not be reproduced except in full, without the written approval of UL Verification Services (Guangzhou) Co., Ltd, Song Shan Lake Branch.

Detailed Results for Radar Type 5_Trial 17

Burst	No. of Pulses	Pulse Width (µs)	Chirp Width (MHz)	Pulse 1-to-2 Spacing (µs)	Pulse 2-to-3 Spacing (µs)	Starting Location Within Interval (µs)
1	1	85.200	14.000000	---	---	99.000
2	3	59.000	14.000000	1887.000	1086.000	687.000
3	1	51.000	14.000000	---	---	381.000
4	2	84.800	14.000000	1906.000	---	520.000
5	3	83.200	14.000000	1466.000	1170.000	910.000
6	3	92.300	14.000000	977.000	1255.000	1.000
7	2	59.400	14.000000	1674.000	---	732.000
8	2	90.700	14.000000	1058.000	---	642.000
9	3	93.100	14.000000	961.000	934.000	359.000
10	3	74.900	14.000000	1673.000	1639.000	602.000
11	2	90.800	14.000000	1227.000	---	430.000
12	3	58.500	14.000000	1625.000	1374.000	10.000
13	1	57.700	14.000000	---	---	804.000

This report shall not be reproduced except in full, without the written approval of UL Verification Services (Guangzhou) Co., Ltd, Song Shan Lake Branch.

Detailed Results for Radar Type 5_Trial 18

Burst	No. of Pulses	Pulse Width (µs)	Chirp Width (MHz)	Pulse 1-to-2 Spacing (µs)	Pulse 2-to-3 Spacing (µs)	Starting Location Within Interval (µs)
1	2	59.500	11.000000	1738.000	---	660.000
2	1	57.000	11.000000	---	---	796.000
3	2	54.400	11.000000	1891.000	---	779.000
4	2	97.500	11.000000	1566.000	---	298.000
5	3	52.000	11.000000	1941.000	1472.000	201.000
6	1	62.500	11.000000	---	---	211.000
7	2	79.100	11.000000	1016.000	---	30.000
8	2	98.600	11.000000	927.000	---	485.000
9	2	52.900	11.000000	1814.000	---	328.000
10	2	64.600	11.000000	1644.000	---	339.000
11	3	75.300	11.000000	1710.000	1296.000	500.000
12	1	74.200	11.000000	---	---	451.000
13	1	58.400	11.000000	---	---	160.000
14	1	97.500	11.000000	---	---	573.000

This report shall not be reproduced except in full, without the written approval of UL Verification Services (Guangzhou) Co., Ltd, Song Shan Lake Branch.

Detailed Results for Radar Type 5_Trial 19

Burst	No. of Pulses	Pulse Width (µs)	Chirp Width (MHz)	Pulse 1-to-2 Spacing (µs)	Pulse 2-to-3 Spacing (µs)	Starting Location Within Interval (µs)
1	3	66.400	15.000000	1599.000	1875.000	190.000
2	1	73.600	15.000000	---	---	165.000
3	2	55.200	15.000000	1726.000	---	332.000
4	2	62.700	15.000000	1752.000	---	117.000
5	3	50.600	15.000000	1523.000	1052.000	572.000
6	2	57.800	15.000000	944.000	---	746.000
7	3	98.000	15.000000	1343.000	1215.000	147.000
8	2	82.800	15.000000	1182.000	---	30.000
9	2	62.900	15.000000	1549.000	---	395.000
10	2	50.700	15.000000	1196.000	---	333.000
11	3	69.200	15.000000	1106.000	1036.000	388.000
12	3	60.900	15.000000	1175.000	1183.000	612.000
13	2	78.500	15.000000	1908.000	---	125.000
14	2	67.800	15.000000	1667.000	---	502.000
15	2	58.000	15.000000	1869.000	---	224.000

This report shall not be reproduced except in full, without the written approval of UL Verification Services (Guangzhou) Co., Ltd, Song Shan Lake Branch.

Detailed Results for Radar Type 5_Trial 20

Burst	No. of Pulses	Pulse Width (µs)	Chirp Width (MHz)	Pulse 1-to-2 Spacing (µs)	Pulse 2-to-3 Spacing (µs)	Starting Location Within Interval (µs)
1	3	92.800	10.000000	1307.000	1195.000	177.000
2	2	69.200	10.000000	1264.000	---	1014.000
3	2	63.000	10.000000	1830.000	---	875.000
4	1	58.400	10.000000	---	---	470.000
5	2	74.900	10.000000	1531.000	---	184.000
6	2	76.000	10.000000	1488.000	---	679.000
7	2	50.500	10.000000	1360.000	---	296.000
8	1	82.500	10.000000	---	---	645.000
9	3	58.800	10.000000	1168.000	1620.000	345.000
10	2	70.900	10.000000	1468.000	---	205.000
11	1	72.700	10.000000	---	---	702.000

This report shall not be reproduced except in full, without the written approval of UL Verification Services (Guangzhou) Co., Ltd, Song Shan Lake Branch.

Detailed Results for Radar Type 5_Trial 21

Burst	No. of Pulses	Pulse Width (µs)	Chirp Width (MHz)	Pulse 1-to-2 Spacing (µs)	Pulse 2-to-3 Spacing (µs)	Starting Location Within Interval (µs)
1	2	77.900	16.000000	1250.000	---	478.000
2	2	69.500	16.000000	1007.000	---	962.000
3	2	74.500	16.000000	1631.000	---	657.000
4	1	93.900	16.000000	---	---	564.000
5	2	55.400	16.000000	949.000	---	59.000
6	3	50.400	16.000000	1162.000	1396.000	565.000
7	1	68.600	16.000000	---	---	732.000
8	3	88.700	16.000000	1750.000	1835.000	872.000
9	2	54.900	16.000000	1869.000	---	32.000
10	3	51.000	16.000000	970.000	1344.000	750.000
11	3	86.500	16.000000	1599.000	1682.000	364.000

This report shall not be reproduced except in full, without the written approval of UL Verification Services (Guangzhou) Co., Ltd, Song Shan Lake Branch.

Detailed Results for Radar Type 5_Trial 22

Burst	No. of Pulses	Pulse Width (µs)	Chirp Width (MHz)	Pulse 1-to-2 Spacing (µs)	Pulse 2-to-3 Spacing (µs)	Starting Location Within Interval (µs)
1	2	66.900	16.000000	1927.000	---	308.000
2	3	68.300	16.000000	1068.000	1286.000	574.000
3	2	50.600	16.000000	1234.000	---	468.000
4	2	58.200	16.000000	1470.000	---	785.000
5	3	58.300	16.000000	1083.000	1021.000	1235.000
6	1	71.500	16.000000	---	---	91.000
7	1	67.400	16.000000	---	---	710.000
8	3	59.100	16.000000	1642.000	1231.000	561.000
9	2	66.000	16.000000	1446.000	---	628.000

This report shall not be reproduced except in full, without the written approval of UL Verification Services (Guangzhou) Co., Ltd, Song Shan Lake Branch.

Detailed Results for Radar Type 5_Trial 23

Burst	No. of Pulses	Pulse Width (µs)	Chirp Width (MHz)	Pulse 1-to-2 Spacing (µs)	Pulse 2-to-3 Spacing (µs)	Starting Location Within Interval (µs)
1	1	84.500	5.000000	---	---	77.000
2	2	85.100	5.000000	1049.000	---	561.000
3	2	77.500	5.000000	1012.000	---	322.000
4	2	95.300	5.000000	1524.000	---	591.000
5	2	69.000	5.000000	1447.000	---	479.000
6	2	65.200	5.000000	1574.000	---	177.000
7	3	77.400	5.000000	1446.000	1628.000	4.000
8	2	58.000	5.000000	1737.000	---	631.000
9	3	58.500	5.000000	1714.000	1626.000	330.000
10	1	98.600	5.000000	---	---	508.000
11	1	73.900	5.000000	---	---	27.000
12	1	67.700	5.000000	---	---	157.000
13	1	99.000	5.000000	---	---	313.000
14	2	76.800	5.000000	1232.000	---	429.000
15	2	89.900	5.000000	1618.000	---	574.000
16	3	88.000	5.000000	1587.000	1221.000	326.000
17	1	55.100	5.000000	---	---	550.000
18	3	93.900	5.000000	930.000	1084.000	275.000

This report shall not be reproduced except in full, without the written approval of UL Verification Services (Guangzhou) Co., Ltd, Song Shan Lake Branch.

Detailed Results for Radar Type 5_Trial 24

Burst	No. of Pulses	Pulse Width (µs)	Chirp Width (MHz)	Pulse 1-to-2 Spacing (µs)	Pulse 2-to-3 Spacing (µs)	Starting Location Within Interval (µs)
1	3	76.300	6.000000	1673.000	1870.000	757.000
2	1	85.600	6.000000	---	---	712.000
3	2	87.400	6.000000	1495.000	---	427.000
4	2	67.800	6.000000	1430.000	---	153.000
5	1	80.900	6.000000	---	---	197.000
6	1	80.300	6.000000	---	---	160.000
7	3	86.500	6.000000	1329.000	1212.000	509.000
8	1	96.300	6.000000	---	---	828.000
9	1	80.800	6.000000	---	---	306.000
10	2	74.900	6.000000	1636.000	---	609.000
11	3	60.400	6.000000	1278.000	1394.000	269.000
12	3	57.300	6.000000	1719.000	999.000	826.000
13	2	64.800	6.000000	1378.000	---	41.000
14	2	66.600	6.000000	933.000	---	631.000

This report shall not be reproduced except in full, without the written approval of UL Verification Services (Guangzhou) Co., Ltd, Song Shan Lake Branch.

Detailed Results for Radar Type 5_Trial 25

Burst	No. of Pulses	Pulse Width (µs)	Chirp Width (MHz)	Pulse 1-to-2 Spacing (µs)	Pulse 2-to-3 Spacing (µs)	Starting Location Within Interval (µs)
1	1	70.600	15.000000	---	---	302.000
2	1	74.700	15.000000	---	---	299.000
3	1	63.600	15.000000	---	---	82.000
4	2	52.100	15.000000	1812.000	---	536.000
5	1	97.500	15.000000	---	---	395.000
6	2	96.300	15.000000	1335.000	---	250.000
7	3	70.800	15.000000	1052.000	1243.000	462.000
8	3	59.600	15.000000	1059.000	1550.000	477.000
9	3	99.200	15.000000	1633.000	1572.000	254.000
10	1	53.300	15.000000	---	---	33.000
11	3	98.600	15.000000	1526.000	1428.000	564.000
12	3	89.300	15.000000	1017.000	1662.000	221.000
13	1	62.700	15.000000	---	---	248.000
14	2	70.400	15.000000	1855.000	---	232.000
15	3	61.400	15.000000	1444.000	1073.000	470.000
16	1	76.000	15.000000	---	---	441.000
17	2	90.800	15.000000	1164.000	---	195.000
18	3	65.200	15.000000	1246.000	1582.000	246.000
19	3	74.700	15.000000	928.000	1671.000	194.000
20	2	75.100	15.000000	989.000	---	83.000

This report shall not be reproduced except in full, without the written approval of UL Verification Services (Guangzhou) Co., Ltd, Song Shan Lake Branch.

Detailed Results for Radar Type 5_Trial 26

Burst	No. of Pulses	Pulse Width (µs)	Chirp Width (MHz)	Pulse 1-to-2 Spacing (µs)	Pulse 2-to-3 Spacing (µs)	Starting Location Within Interval (µs)
1	2	55.900	14.000000	1883.000	---	1025.000
2	2	64.100	14.000000	1710.000	---	849.000
3	2	77.200	14.000000	1650.000	---	136.000
4	2	96.600	14.000000	1520.000	---	468.000
5	2	98.000	14.000000	923.000	---	376.000
6	2	66.700	14.000000	1462.000	---	705.000
7	3	66.400	14.000000	1003.000	1192.000	1416.000
8	2	57.000	14.000000	1038.000	---	240.000

This report shall not be reproduced except in full, without the written approval of UL Verification Services (Guangzhou) Co., Ltd, Song Shan Lake Branch.

Detailed Results for Radar Type 5_Trial 27

Burst	No. of Pulses	Pulse Width (µs)	Chirp Width (MHz)	Pulse 1-to-2 Spacing (µs)	Pulse 2-to-3 Spacing (µs)	Starting Location Within Interval (µs)
1	3	64.900	8.000000	1505.000	942.000	403.000
2	2	74.300	8.000000	1789.000	---	177.000
3	3	70.800	8.000000	1084.000	1077.000	477.000
4	2	89.800	8.000000	1727.000	---	39.000
5	2	93.800	8.000000	1220.000	---	581.000
6	3	71.300	8.000000	1699.000	1079.000	519.000
7	2	73.200	8.000000	1306.000	---	9.000
8	2	78.200	8.000000	1010.000	---	72.000
9	3	65.600	8.000000	1443.000	1201.000	152.000
10	2	80.300	8.000000	1521.000	---	187.000
11	1	53.000	8.000000	---	---	669.000
12	2	97.600	8.000000	1808.000	---	558.000
13	2	69.000	8.000000	1583.000	---	502.000
14	3	98.300	8.000000	1282.000	1548.000	356.000
15	3	58.000	8.000000	1058.000	1448.000	179.000
16	2	53.300	8.000000	993.000	---	253.000
17	2	78.600	8.000000	1265.000	---	413.000

This report shall not be reproduced except in full, without the written approval of UL Verification Services (Guangzhou) Co., Ltd, Song Shan Lake Branch.

Detailed Results for Radar Type 5_Trial 28

Burst	No. of Pulses	Pulse Width (µs)	Chirp Width (MHz)	Pulse 1-to-2 Spacing (µs)	Pulse 2-to-3 Spacing (µs)	Starting Location Within Interval (µs)
1	3	97.300	12.000000	1764.000	1049.000	85.000
2	1	83.400	12.000000	---	---	882.000
3	1	94.700	12.000000	---	---	903.000
4	2	60.100	12.000000	1023.000	---	878.000
5	2	54.600	12.000000	1385.000	---	1271.000
6	3	88.100	12.000000	1088.000	1048.000	932.000
7	3	90.200	12.000000	1799.000	1142.000	226.000
8	3	63.400	12.000000	1149.000	971.000	1426.000

This report shall not be reproduced except in full, without the written approval of UL Verification Services (Guangzhou) Co., Ltd, Song Shan Lake Branch.

Detailed Results for Radar Type 5_Trial 29

Burst	No. of Pulses	Pulse Width (µs)	Chirp Width (MHz)	Pulse 1-to-2 Spacing (µs)	Pulse 2-to-3 Spacing (µs)	Starting Location Within Interval (µs)
1	2	52.100	18.000000	1215.000	---	17.000
2	3	99.800	18.000000	1736.000	1673.000	148.000
3	2	53.200	18.000000	1233.000	---	12.000
4	1	87.200	18.000000	---	---	540.000
5	2	75.200	18.000000	975.000	---	618.000
6	3	63.600	18.000000	1614.000	1448.000	732.000
7	2	61.200	18.000000	1118.000	---	137.000
8	2	86.400	18.000000	1014.000	---	331.000
9	2	79.400	18.000000	1910.000	---	737.000
10	2	84.300	18.000000	1126.000	---	48.000
11	2	81.500	18.000000	1345.000	---	288.000
12	3	81.300	18.000000	1810.000	952.000	529.000
13	2	94.900	18.000000	1306.000	---	612.000
14	3	69.600	18.000000	1632.000	1730.000	692.000
15	3	73.300	18.000000	1015.000	1552.000	317.000
16	3	93.100	18.000000	1179.000	1533.000	7.000

This report shall not be reproduced except in full, without the written approval of UL Verification Services (Guangzhou) Co., Ltd, Song Shan Lake Branch.

Detailed Results for Radar Type 5_Trial 30

Burst	No. of Pulses	Pulse Width (µs)	Chirp Width (MHz)	Pulse 1-to-2 Spacing (µs)	Pulse 2-to-3 Spacing (µs)	Starting Location Within Interval (µs)
1	1	80.100	9.000000	---	---	183.000
2	2	59.600	9.000000	946.000	---	473.000
3	2	89.000	9.000000	1573.000	---	426.000
4	2	68.300	9.000000	1801.000	---	366.000
5	1	89.400	9.000000	---	---	250.000
6	2	64.000	9.000000	958.000	---	447.000
7	2	82.200	9.000000	1272.000	---	585.000
8	2	67.300	9.000000	1688.000	---	134.000
9	2	52.500	9.000000	1696.000	---	264.000
10	2	84.100	9.000000	1133.000	---	335.000
11	2	53.000	9.000000	1374.000	---	890.000
12	2	62.000	9.000000	1636.000	---	526.000
13	3	96.100	9.000000	1660.000	1103.000	493.000

This report shall not be reproduced except in full, without the written approval of UL Verification Services (Guangzhou) Co., Ltd, Song Shan Lake Branch.

Detailed Results for Radar Type 6

Trial Number	Pulse Width (µs)	PRI (µs)	No. of Pulses	Pulses Detected	Comment
1	1.000	300.000	9	YES	
2	1.000	300.000	9	YES	
3	1.000	300.000	9	YES	
4	1.000	300.000	9	YES	
5	1.000	300.000	9	YES	
6	1.000	300.000	9	YES	
7	1.000	300.000	9	YES	
8	1.000	300.000	9	YES	
9	1.000	300.000	9	YES	
10	1.000	300.000	9	YES	
11	1.000	300.000	9	YES	
12	1.000	300.000	9	YES	
13	1.000	300.000	9	YES	
14	1.000	300.000	9	YES	
15	1.000	300.000	9	YES	
16	1.000	300.000	9	YES	
17	1.000	300.000	9	YES	
18	1.000	300.000	9	YES	
19	1.000	300.000	9	YES	
20	1.000	300.000	9	YES	
21	1.000	300.000	9	YES	
22	1.000	300.000	9	YES	
23	1.000	300.000	9	YES	
24	1.000	300.000	9	YES	
25	1.000	300.000	9	YES	
26	1.000	300.000	9	YES	
27	1.000	300.000	9	YES	
28	1.000	300.000	9	YES	
29	1.000	300.000	9	YES	
30	1.000	300.000	9	YES	

This report shall not be reproduced except in full, without the written approval of UL Verification Services (Guangzhou) Co., Ltd, Song Shan Lake Branch.

9.1.2. Test Result for 802.11be 160MHz mode

DFS Statistical Performance Check (5250 MHz; 23.750 dBm; 160 MHz)

Test according to FCC title 47 part 15 §15.407(h), KDB 905462 D02 U-NII DFS Compliance Procedures New Rules v02

Measurement Summary

DUT Frequency (MHz)	Radar Type No.	Detection count	Percentage of Detection Px	Detection Limit	Overall Result	Overall Comment
5250.000000	1	30 of 30	100.00%	60.0 %	PASS	
5250.000000	2	30 of 30	100.00%	60.0 %	PASS	
5250.000000	3	30 of 30	100.00%	60.0 %	PASS	
5250.000000	4	26 of 30	86.67%	60.0 %	PASS	
5250.000000	5	30 of 30	100.00%	80.0 %	PASS	
5250.000000	6	30 of 30	100.00%	70.0 %	PASS	

Aggregate Results for Short Pulse Radar Type 1-4

Aggregate Calculation as follows	Aggregate Percentage	Aggregate Limit	Aggregate Result	Aggregate Comment
(P1 + P2 + P3 + P4) / 4	96.67%	80.0 %	PASS	

This report shall not be reproduced except in full, without the written approval of UL Verification Services (Guangzhou) Co., Ltd, Song Shan Lake Branch.

Detailed Results for Radar Type 1

Trial Number	Random Trial used	Pulse Width (µs)	PRI (µs)	No. of Pulses	Pulses Detected	Comment
1	37	1.000	1791.000	30	YES	
2	24	1.000	522.000	102	YES	
3	44	1.000	2474.000	22	YES	
4	10	1.000	698.000	76	YES	
5	2	1.000	538.000	99	YES	
6	42	1.000	2279.000	24	YES	
7	15	1.000	798.000	67	YES	
8	32	1.000	1303.000	41	YES	
9	40	1.000	2084.000	26	YES	
10	9	1.000	678.000	78	YES	
11	45	1.000	2572.000	21	YES	
12	6	1.000	618.000	86	YES	
13	41	1.000	2181.000	25	YES	
14	29	1.000	1010.000	53	YES	
15	49	1.000	2962.000	18	YES	
16	27	1.000	815.000	65	YES	
17	13	1.000	758.000	70	YES	
18	28	1.000	912.000	58	YES	
19	33	1.000	1400.000	38	YES	
20	7	1.000	638.000	83	YES	
21	5	1.000	598.000	89	YES	
22	8	1.000	658.000	81	YES	
23	19	1.000	878.000	61	YES	
24	46	1.000	2669.000	20	YES	
25	48	1.000	2864.000	19	YES	
26	12	1.000	738.000	72	YES	
27	11	1.000	718.000	74	YES	
28	18	1.000	858.000	62	YES	
29	4	1.000	578.000	92	YES	
30	3	1.000	558.000	95	YES	

This report shall not be reproduced except in full, without the written approval of UL Verification Services (Guangzhou) Co., Ltd, Song Shan Lake Branch.

Detailed Results for Radar Type 2

Trial Number	Random Trial used	Pulse Width (µs)	PRI (µs)	No. of Pulses	Pulses Detected	Comment
1	6	3.700	161.000	26	YES	
2	20	1.200	185.000	25	YES	
3	1	3.400	168.000	25	YES	
4	38	2.000	180.000	25	YES	
5	48	4.200	227.000	24	YES	
6	49	1.800	159.000	25	YES	
7	18	2.000	153.000	24	YES	
8	44	3.500	167.000	29	YES	
9	15	2.200	180.000	29	YES	
10	30	4.200	173.000	25	YES	
11	35	1.200	206.000	24	YES	
12	17	4.500	213.000	23	YES	
13	46	3.000	191.000	28	YES	
14	33	2.100	228.000	28	YES	
15	41	1.300	219.000	25	YES	
16	16	3.600	194.000	26	YES	
17	31	4.000	154.000	28	YES	
18	14	4.800	175.000	24	YES	
19	42	2.500	215.000	28	YES	
20	4	4.700	200.000	23	YES	
21	3	5.000	192.000	23	YES	
22	25	4.400	202.000	24	YES	
23	5	3.500	226.000	26	YES	
24	19	2.000	200.000	25	YES	
25	12	3.100	182.000	28	YES	
26	37	3.400	191.000	24	YES	
27	50	4.100	158.000	25	YES	
28	23	3.800	187.000	28	YES	
29	29	4.100	189.000	26	YES	
30	2	4.500	191.000	23	YES	

This report shall not be reproduced except in full, without the written approval of UL Verification Services (Guangzhou) Co., Ltd, Song Shan Lake Branch.

Detailed Results for Radar Type 3

Trial Number	Random Trial used	Pulse Width (µs)	PRI (µs)	No. of Pulses	Pulses Detected	Comment
1	2	7.500	211.000	17	YES	
2	29	9.900	446.000	17	YES	
3	10	9.800	206.000	17	YES	
4	27	6.600	301.000	17	YES	
5	11	9.000	500.000	16	YES	
6	25	9.600	458.000	17	YES	
7	3	9.500	297.000	16	YES	
8	46	8.500	349.000	17	YES	
9	38	6.300	476.000	17	YES	
10	12	8.000	463.000	17	YES	
11	23	9.700	256.000	16	YES	
12	39	7.200	358.000	18	YES	
13	24	6.000	378.000	17	YES	
14	16	8.900	340.000	16	YES	
15	36	9.800	494.000	17	YES	
16	31	8.800	487.000	17	YES	
17	42	8.600	493.000	17	YES	
18	34	6.400	477.000	17	YES	
19	47	9.800	250.000	17	YES	
20	44	7.100	457.000	16	YES	
21	17	8.700	413.000	17	YES	
22	21	8.100	204.000	17	YES	
23	8	7.000	358.000	17	YES	
24	50	7.700	206.000	17	YES	
25	43	6.700	398.000	17	YES	
26	14	6.600	455.000	16	YES	
27	45	6.700	426.000	17	YES	
28	33	9.000	430.000	18	YES	
29	35	7.300	200.000	18	YES	
30	9	6.300	454.000	17	YES	

This report shall not be reproduced except in full, without the written approval of UL Verification Services (Guangzhou) Co., Ltd, Song Shan Lake Branch.

Detailed Results for Radar Type 4

Trial Number	Random Trial used	Pulse Width (µs)	PRI (µs)	No. of Pulses	Pulses Detected	Comment
1	3	13.600	398.000	15	YES	
2	42	18.500	208.000	14	No	
3	28	13.000	309.000	14	YES	
4	38	15.500	451.000	15	YES	
5	14	16.600	212.000	16	YES	
6	23	18.300	265.000	14	YES	
7	15	14.700	324.000	13	YES	
8	6	18.500	499.000	13	YES	
9	19	15.700	403.000	16	No	
10	31	14.400	266.000	14	No	
11	45	16.700	419.000	16	YES	
12	24	18.100	397.000	14	YES	
13	12	16.000	461.000	13	YES	
14	43	15.800	410.000	15	No	
15	29	17.300	287.000	16	YES	
16	22	17.800	420.000	13	YES	
17	46	15.300	488.000	14	YES	
18	36	12.500	413.000	14	YES	
19	26	18.900	299.000	16	YES	
20	44	17.900	458.000	14	YES	
21	18	15.600	420.000	15	YES	
22	2	19.900	428.000	12	YES	
23	35	12.600	268.000	13	YES	
24	47	17.700	416.000	12	YES	
25	30	11.800	384.000	14	YES	
26	40	13.600	237.000	15	YES	
27	9	13.300	254.000	14	YES	
28	5	14.100	478.000	15	YES	
29	10	14.200	351.000	12	YES	
30	17	17.100	308.000	15	YES	

This report shall not be reproduced except in full, without the written approval of UL Verification Services (Guangzhou) Co., Ltd, Song Shan Lake Branch.

Detailed Results for Radar Type 5

Trial Number	Random Trial used	Pulses Detected	Comment
1	35	YES	For detailed burst data see separate table Type5_Trial1
2	19	YES	For detailed burst data see separate table Type5_Trial2
3	48	YES	For detailed burst data see separate table Type5_Trial3
4	42	YES	For detailed burst data see separate table Type5_Trial4
5	14	YES	For detailed burst data see separate table Type5_Trial5
6	28	YES	For detailed burst data see separate table Type5_Trial6
7	4	YES	For detailed burst data see separate table Type5_Trial7
8	38	YES	For detailed burst data see separate table Type5_Trial8
9	11	YES	For detailed burst data see separate table Type5_Trial9
10	36	YES	For detailed burst data see separate table Type5_Trial10
11	45	YES	For detailed burst data see separate table Type5_Trial11
12	20	YES	For detailed burst data see separate table Type5_Trial12
13	44	YES	For detailed burst data see separate table Type5_Trial13
14	2	YES	For detailed burst data see separate table Type5_Trial14
15	18	YES	For detailed burst data see separate table Type5_Trial15
16	27	YES	For detailed burst data see separate table Type5_Trial16
17	16	YES	For detailed burst data see separate table Type5_Trial17
18	7	YES	For detailed burst data see separate table Type5_Trial18
19	49	YES	For detailed burst data see separate table Type5_Trial19
20	33	YES	For detailed burst data see separate table Type5_Trial20
21	32	YES	For detailed burst data see separate table Type5_Trial21
22	26	YES	For detailed burst data see separate table Type5_Trial22
23	40	YES	For detailed burst data see separate table Type5_Trial23
24	39	YES	For detailed burst data see separate table Type5_Trial24
25	43	YES	For detailed burst data see separate table Type5_Trial25
26	34	YES	For detailed burst data see separate table Type5_Trial26
27	29	YES	For detailed burst data see separate table Type5_Trial27
28	17	YES	For detailed burst data see separate table Type5_Trial28
29	30	YES	For detailed burst data see separate table Type5_Trial29
30	1	YES	For detailed burst data see separate table Type5_Trial30

This report shall not be reproduced except in full, without the written approval of UL Verification Services (Guangzhou) Co., Ltd, Song Shan Lake Branch.

Detailed Results for Radar Type 5_Trial 1

Burst	No. of Pulses	Pulse Width (µs)	Chirp Width (MHz)	Pulse 1-to-2 Spacing (µs)	Pulse 2-to-3 Spacing (µs)	Starting Location Within Interval (µs)
1	2	52.100	18.000000	1215.000	---	17.000
2	3	99.800	18.000000	1736.000	1673.000	148.000
3	2	53.200	18.000000	1233.000	---	12.000
4	1	87.200	18.000000	---	---	540.000
5	2	75.200	18.000000	975.000	---	618.000
6	3	63.600	18.000000	1614.000	1448.000	732.000
7	2	61.200	18.000000	1118.000	---	137.000
8	2	86.400	18.000000	1014.000	---	331.000
9	2	79.400	18.000000	1910.000	---	737.000
10	2	84.300	18.000000	1126.000	---	48.000
11	2	81.500	18.000000	1345.000	---	288.000
12	3	81.300	18.000000	1810.000	952.000	529.000
13	2	94.900	18.000000	1306.000	---	612.000
14	3	69.600	18.000000	1632.000	1730.000	692.000
15	3	73.300	18.000000	1015.000	1552.000	317.000
16	3	93.100	18.000000	1179.000	1533.000	7.000

This report shall not be reproduced except in full, without the written approval of UL Verification Services (Guangzhou) Co., Ltd, Song Shan Lake Branch.

Detailed Results for Radar Type 5_Trial 2

Burst	No. of Pulses	Pulse Width (µs)	Chirp Width (MHz)	Pulse 1-to-2 Spacing (µs)	Pulse 2-to-3 Spacing (µs)	Starting Location Within Interval (µs)
1	1	80.100	9.000000	---	---	183.000
2	2	59.600	9.000000	946.000	---	473.000
3	2	89.000	9.000000	1573.000	---	426.000
4	2	68.300	9.000000	1801.000	---	366.000
5	1	89.400	9.000000	---	---	250.000
6	2	64.000	9.000000	958.000	---	447.000
7	2	82.200	9.000000	1272.000	---	585.000
8	2	67.300	9.000000	1688.000	---	134.000
9	2	52.500	9.000000	1696.000	---	264.000
10	2	84.100	9.000000	1133.000	---	335.000
11	2	53.000	9.000000	1374.000	---	890.000
12	2	62.000	9.000000	1636.000	---	526.000
13	3	96.100	9.000000	1660.000	1103.000	493.000

This report shall not be reproduced except in full, without the written approval of UL Verification Services (Guangzhou) Co., Ltd, Song Shan Lake Branch.

Detailed Results for Radar Type 5_Trial 3

Burst	No. of Pulses	Pulse Width (µs)	Chirp Width (MHz)	Pulse 1-to-2 Spacing (µs)	Pulse 2-to-3 Spacing (µs)	Starting Location Within Interval (µs)
1	2	97.900	7.000000	1124.000	---	368.000
2	2	94.200	7.000000	1097.000	---	363.000
3	2	95.600	7.000000	1706.000	---	338.000
4	3	60.700	7.000000	1726.000	1788.000	628.000
5	2	79.600	7.000000	921.000	---	352.000
6	2	55.700	7.000000	1463.000	---	71.000
7	2	92.300	7.000000	1486.000	---	208.000
8	3	59.600	7.000000	1550.000	1830.000	605.000
9	2	95.900	7.000000	1529.000	---	727.000
10	2	87.500	7.000000	1521.000	---	637.000
11	3	81.100	7.000000	961.000	1815.000	593.000
12	3	93.000	7.000000	1246.000	1717.000	400.000
13	3	62.500	7.000000	1219.000	1563.000	742.000
14	1	70.400	7.000000	---	---	627.000
15	2	63.400	7.000000	1345.000	---	439.000
16	1	78.000	7.000000	---	---	663.000

This report shall not be reproduced except in full, without the written approval of UL Verification Services (Guangzhou) Co., Ltd, Song Shan Lake Branch.

Detailed Results for Radar Type 5_Trial 4

Burst	No. of Pulses	Pulse Width (µs)	Chirp Width (MHz)	Pulse 1-to-2 Spacing (µs)	Pulse 2-to-3 Spacing (µs)	Starting Location Within Interval (µs)
1	3	68.400	12.000000	1658.000	1189.000	811.000
2	3	79.800	12.000000	1645.000	1732.000	1059.000
3	1	86.100	12.000000	---	---	970.000
4	1	83.200	12.000000	---	---	765.000
5	1	97.500	12.000000	---	---	1117.000
6	2	51.300	12.000000	1708.000	---	559.000
7	3	77.900	12.000000	1276.000	1521.000	253.000
8	3	80.800	12.000000	1804.000	959.000	563.000
9	2	82.100	12.000000	1443.000	---	169.000
10	3	65.000	12.000000	1848.000	1035.000	156.000

This report shall not be reproduced except in full, without the written approval of UL Verification Services (Guangzhou) Co., Ltd, Song Shan Lake Branch.

Detailed Results for Radar Type 5_Trial 5

Burst	No. of Pulses	Pulse Width (µs)	Chirp Width (MHz)	Pulse 1-to-2 Spacing (µs)	Pulse 2-to-3 Spacing (µs)	Starting Location Within Interval (µs)
1	3	86.900	18.000000	1072.000	1743.000	270.000
2	3	81.200	18.000000	1473.000	1232.000	993.000
3	3	100.000	18.000000	1838.000	1883.000	1083.000
4	1	65.400	18.000000	---	---	815.000
5	3	80.200	18.000000	1355.000	1538.000	799.000
6	3	96.500	18.000000	1759.000	1784.000	72.000
7	3	80.300	18.000000	1386.000	1646.000	426.000
8	2	81.600	18.000000	1787.000	---	878.000

This report shall not be reproduced except in full, without the written approval of UL Verification Services (Guangzhou) Co., Ltd, Song Shan Lake Branch.

Detailed Results for Radar Type 5_Trial 6

Burst	No. of Pulses	Pulse Width (µs)	Chirp Width (MHz)	Pulse 1-to-2 Spacing (µs)	Pulse 2-to-3 Spacing (µs)	Starting Location Within Interval (µs)
1	2	97.500	12.000000	1544.000	---	99.000
2	2	65.600	12.000000	1375.000	---	550.000
3	1	68.300	12.000000	---	---	550.000
4	3	50.300	12.000000	1878.000	1651.000	1131.000
5	3	51.700	12.000000	975.000	1518.000	102.000
6	3	57.200	12.000000	1700.000	1447.000	1041.000
7	2	98.400	12.000000	1637.000	---	130.000
8	3	58.900	12.000000	1602.000	1161.000	38.000
9	2	60.100	12.000000	984.000	---	333.000

This report shall not be reproduced except in full, without the written approval of UL Verification Services (Guangzhou) Co., Ltd, Song Shan Lake Branch.

Detailed Results for Radar Type 5_Trial 7

Burst	No. of Pulses	Pulse Width (µs)	Chirp Width (MHz)	Pulse 1-to-2 Spacing (µs)	Pulse 2-to-3 Spacing (µs)	Starting Location Within Interval (µs)
1	1	64.600	15.000000	---	---	373.000
2	2	95.900	15.000000	1430.000	---	66.000
3	2	54.800	15.000000	1287.000	---	696.000
4	2	63.800	15.000000	1654.000	---	597.000
5	2	55.100	15.000000	1400.000	---	517.000
6	2	92.900	15.000000	1849.000	---	259.000
7	3	56.500	15.000000	1000.000	1682.000	660.000
8	1	61.700	15.000000	---	---	591.000
9	1	58.100	15.000000	---	---	474.000
10	2	95.400	15.000000	1214.000	---	1077.000
11	2	96.700	15.000000	1667.000	---	917.000

This report shall not be reproduced except in full, without the written approval of UL Verification Services (Guangzhou) Co., Ltd, Song Shan Lake Branch.

Detailed Results for Radar Type 5_Trial 8

Burst	No. of Pulses	Pulse Width (µs)	Chirp Width (MHz)	Pulse 1-to-2 Spacing (µs)	Pulse 2-to-3 Spacing (µs)	Starting Location Within Interval (µs)
1	2	79.600	17.000000	1029.000	---	270.000
2	1	90.200	17.000000	---	---	580.000
3	3	66.100	17.000000	1312.000	1766.000	86.000
4	1	95.200	17.000000	---	---	92.000
5	2	76.300	17.000000	1238.000	---	368.000
6	2	75.800	17.000000	1106.000	---	165.000
7	3	50.700	17.000000	1312.000	1580.000	377.000
8	3	56.300	17.000000	1837.000	1154.000	323.000
9	3	56.100	17.000000	1061.000	1394.000	400.000
10	3	81.200	17.000000	1582.000	1379.000	405.000
11	2	89.700	17.000000	1845.000	---	506.000
12	1	97.800	17.000000	---	---	331.000
13	1	75.700	17.000000	---	---	430.000
14	3	50.200	17.000000	1237.000	1653.000	544.000
15	2	52.000	17.000000	1729.000	---	339.000
16	2	69.400	17.000000	1603.000	---	44.000
17	2	67.500	17.000000	1168.000	---	521.000
18	2	98.100	17.000000	958.000	---	384.000
19	3	63.600	17.000000	1260.000	1640.000	194.000

This report shall not be reproduced except in full, without the written approval of UL Verification Services (Guangzhou) Co., Ltd, Song Shan Lake Branch.

Detailed Results for Radar Type 5_Trial 9

Burst	No. of Pulses	Pulse Width (µs)	Chirp Width (MHz)	Pulse 1-to-2 Spacing (µs)	Pulse 2-to-3 Spacing (µs)	Starting Location Within Interval (µs)
1	3	61.700	11.000000	1264.000	1572.000	640.000
2	3	82.600	11.000000	923.000	1387.000	439.000
3	2	74.800	11.000000	1230.000	---	16.000
4	2	77.700	11.000000	1544.000	---	613.000
5	1	80.400	11.000000	---	---	213.000
6	3	88.700	11.000000	1316.000	1461.000	568.000
7	3	78.100	11.000000	1065.000	1167.000	387.000
8	2	56.600	11.000000	1454.000	---	647.000
9	1	63.600	11.000000	---	---	285.000
10	2	73.100	11.000000	1369.000	---	189.000
11	2	67.900	11.000000	994.000	---	165.000
12	2	76.500	11.000000	1164.000	---	480.000
13	1	63.700	11.000000	---	---	28.000
14	2	70.100	11.000000	1823.000	---	516.000
15	2	90.400	11.000000	1694.000	---	561.000
16	2	87.700	11.000000	1528.000	---	420.000
17	3	77.700	11.000000	1339.000	1407.000	61.000
18	1	81.300	11.000000	---	---	67.000

This report shall not be reproduced except in full, without the written approval of UL Verification Services (Guangzhou) Co., Ltd, Song Shan Lake Branch.

Detailed Results for Radar Type 5_Trial 10

Burst	No. of Pulses	Pulse Width (µs)	Chirp Width (MHz)	Pulse 1-to-2 Spacing (µs)	Pulse 2-to-3 Spacing (µs)	Starting Location Within Interval (µs)
1	2	74.800	8.000000	1894.000	---	41.000
2	2	95.100	8.000000	1815.000	---	443.000
3	1	95.500	8.000000	---	---	663.000
4	2	87.500	8.000000	1259.000	---	156.000
5	3	86.300	8.000000	947.000	1761.000	185.000
6	1	90.900	8.000000	---	---	246.000
7	2	51.800	8.000000	1879.000	---	166.000
8	1	92.100	8.000000	---	---	203.000
9	3	83.800	8.000000	1477.000	1851.000	570.000
10	1	51.500	8.000000	---	---	48.000
11	1	60.400	8.000000	---	---	1.000
12	3	95.800	8.000000	934.000	1424.000	382.000
13	2	79.200	8.000000	1808.000	---	537.000
14	3	79.500	8.000000	1300.000	1192.000	323.000
15	1	83.200	8.000000	---	---	343.000
16	2	98.800	8.000000	1791.000	---	560.000
17	2	50.800	8.000000	1866.000	---	659.000

This report shall not be reproduced except in full, without the written approval of UL Verification Services (Guangzhou) Co., Ltd, Song Shan Lake Branch.

Detailed Results for Radar Type 5_Trial 11

Burst	No. of Pulses	Pulse Width (µs)	Chirp Width (MHz)	Pulse 1-to-2 Spacing (µs)	Pulse 2-to-3 Spacing (µs)	Starting Location Within Interval (µs)
1	2	52.400	9.000000	974.000	---	609.000
2	2	55.800	9.000000	1319.000	---	738.000
3	2	58.000	9.000000	1056.000	---	899.000
4	2	50.700	9.000000	975.000	---	575.000
5	1	54.600	9.000000	---	---	73.000
6	2	82.900	9.000000	1205.000	---	107.000
7	2	51.100	9.000000	991.000	---	451.000
8	2	94.700	9.000000	1862.000	---	331.000
9	2	65.500	9.000000	1034.000	---	871.000
10	2	62.000	9.000000	1226.000	---	12.000
11	3	65.600	9.000000	1015.000	1040.000	157.000
12	2	54.800	9.000000	1350.000	---	641.000
13	2	68.900	9.000000	1496.000	---	791.000

This report shall not be reproduced except in full, without the written approval of UL Verification Services (Guangzhou) Co., Ltd, Song Shan Lake Branch.

Detailed Results for Radar Type 5_Trial 12

Burst	No. of Pulses	Pulse Width (µs)	Chirp Width (MHz)	Pulse 1-to-2 Spacing (µs)	Pulse 2-to-3 Spacing (µs)	Starting Location Within Interval (µs)
1	2	69.000	7.000000	1220.000	---	20.000
2	3	88.500	7.000000	1376.000	1096.000	45.000
3	2	56.300	7.000000	1207.000	---	779.000
4	2	88.800	7.000000	1793.000	---	532.000
5	1	78.600	7.000000	---	---	577.000
6	2	82.300	7.000000	1534.000	---	549.000
7	1	71.700	7.000000	---	---	612.000
8	2	52.800	7.000000	1891.000	---	631.000
9	1	66.100	7.000000	---	---	166.000
10	2	72.800	7.000000	1460.000	---	381.000
11	2	82.900	7.000000	1293.000	---	451.000
12	3	72.300	7.000000	1224.000	1577.000	61.000
13	2	91.900	7.000000	1281.000	---	619.000
14	3	82.400	7.000000	1570.000	1469.000	99.000

This report shall not be reproduced except in full, without the written approval of UL Verification Services (Guangzhou) Co., Ltd, Song Shan Lake Branch.

Detailed Results for Radar Type 5_Trial 13

Burst	No. of Pulses	Pulse Width (µs)	Chirp Width (MHz)	Pulse 1-to-2 Spacing (µs)	Pulse 2-to-3 Spacing (µs)	Starting Location Within Interval (µs)
1	3	75.600	14.000000	1717.000	1819.000	814.000
2	2	87.500	14.000000	1850.000	---	108.000
3	1	69.100	14.000000	---	---	310.000
4	2	55.800	14.000000	972.000	---	0.000
5	1	90.600	14.000000	---	---	277.000
6	2	87.800	14.000000	1808.000	---	20.000
7	1	74.000	14.000000	---	---	35.000
8	3	94.800	14.000000	1120.000	938.000	554.000
9	2	57.200	14.000000	1619.000	---	141.000
10	1	56.000	14.000000	---	---	595.000
11	2	99.500	14.000000	1143.000	---	262.000
12	2	66.500	14.000000	1675.000	---	557.000

This report shall not be reproduced except in full, without the written approval of UL Verification Services (Guangzhou) Co., Ltd, Song Shan Lake Branch.

Detailed Results for Radar Type 5_Trial 14

Burst	No. of Pulses	Pulse Width (µs)	Chirp Width (MHz)	Pulse 1-to-2 Spacing (µs)	Pulse 2-to-3 Spacing (µs)	Starting Location Within Interval (µs)
1	2	66.900	16.000000	1927.000	---	308.000
2	3	68.300	16.000000	1068.000	1286.000	574.000
3	2	50.600	16.000000	1234.000	---	468.000
4	2	58.200	16.000000	1470.000	---	785.000
5	3	58.300	16.000000	1083.000	1021.000	1235.000
6	1	71.500	16.000000	---	---	91.000
7	1	67.400	16.000000	---	---	710.000
8	3	59.100	16.000000	1642.000	1231.000	561.000
9	2	66.000	16.000000	1446.000	---	628.000

This report shall not be reproduced except in full, without the written approval of UL Verification Services (Guangzhou) Co., Ltd, Song Shan Lake Branch.

Detailed Results for Radar Type 5_Trial 15

Burst	No. of Pulses	Pulse Width (µs)	Chirp Width (MHz)	Pulse 1-to-2 Spacing (µs)	Pulse 2-to-3 Spacing (µs)	Starting Location Within Interval (µs)
1	1	93.600	5.000000	---	---	12.000
2	3	75.700	5.000000	1082.000	1831.000	391.000
3	1	78.600	5.000000	---	---	945.000
4	3	97.800	5.000000	1410.000	1227.000	166.000
5	2	90.700	5.000000	1124.000	---	67.000
6	2	98.300	5.000000	1313.000	---	512.000
7	3	72.800	5.000000	1011.000	1020.000	645.000
8	3	73.700	5.000000	1726.000	1553.000	442.000
9	1	90.200	5.000000	---	---	22.000
10	1	62.700	5.000000	---	---	746.000
11	3	83.300	5.000000	1501.000	1874.000	837.000
12	3	80.000	5.000000	1591.000	1770.000	458.000

This report shall not be reproduced except in full, without the written approval of UL Verification Services (Guangzhou) Co., Ltd, Song Shan Lake Branch.

Detailed Results for Radar Type 5_Trial 16

Burst	No. of Pulses	Pulse Width (µs)	Chirp Width (MHz)	Pulse 1-to-2 Spacing (µs)	Pulse 2-to-3 Spacing (µs)	Starting Location Within Interval (µs)
1	2	55.900	14.000000	1883.000	---	1025.000
2	2	64.100	14.000000	1710.000	---	849.000
3	2	77.200	14.000000	1650.000	---	136.000
4	2	96.600	14.000000	1520.000	---	468.000
5	2	98.000	14.000000	923.000	---	376.000
6	2	66.700	14.000000	1462.000	---	705.000
7	3	66.400	14.000000	1003.000	1192.000	1416.000
8	2	57.000	14.000000	1038.000	---	240.000

This report shall not be reproduced except in full, without the written approval of UL Verification Services (Guangzhou) Co., Ltd, Song Shan Lake Branch.

Detailed Results for Radar Type 5_Trial 17

Burst	No. of Pulses	Pulse Width (µs)	Chirp Width (MHz)	Pulse 1-to-2 Spacing (µs)	Pulse 2-to-3 Spacing (µs)	Starting Location Within Interval (µs)
1	3	53.400	13.000000	1343.000	1742.000	651.000
2	1	57.300	13.000000	---	---	857.000
3	1	61.900	13.000000	---	---	567.000
4	3	60.500	13.000000	1355.000	1499.000	847.000
5	1	62.000	13.000000	---	---	1014.000
6	2	94.800	13.000000	1584.000	---	512.000
7	1	64.300	13.000000	---	---	992.000
8	3	93.200	13.000000	1157.000	1861.000	285.000
9	3	56.000	13.000000	1813.000	1900.000	1189.000
10	2	79.100	13.000000	1234.000	---	1006.000

This report shall not be reproduced except in full, without the written approval of UL Verification Services (Guangzhou) Co., Ltd, Song Shan Lake Branch.

Detailed Results for Radar Type 5_Trial 18

Burst	No. of Pulses	Pulse Width (µs)	Chirp Width (MHz)	Pulse 1-to-2 Spacing (µs)	Pulse 2-to-3 Spacing (µs)	Starting Location Within Interval (µs)
1	3	76.300	6.000000	1673.000	1870.000	757.000
2	1	85.600	6.000000	---	---	712.000
3	2	87.400	6.000000	1495.000	---	427.000
4	2	67.800	6.000000	1430.000	---	153.000
5	1	80.900	6.000000	---	---	197.000
6	1	80.300	6.000000	---	---	160.000
7	3	86.500	6.000000	1329.000	1212.000	509.000
8	1	96.300	6.000000	---	---	828.000
9	1	80.800	6.000000	---	---	306.000
10	2	74.900	6.000000	1636.000	---	609.000
11	3	60.400	6.000000	1278.000	1394.000	269.000
12	3	57.300	6.000000	1719.000	999.000	826.000
13	2	64.800	6.000000	1378.000	---	41.000
14	2	66.600	6.000000	933.000	---	631.000

This report shall not be reproduced except in full, without the written approval of UL Verification Services (Guangzhou) Co., Ltd, Song Shan Lake Branch.

Detailed Results for Radar Type 5_Trial 19

Burst	No. of Pulses	Pulse Width (µs)	Chirp Width (MHz)	Pulse 1-to-2 Spacing (µs)	Pulse 2-to-3 Spacing (µs)	Starting Location Within Interval (µs)
1	2	69.400	19.000000	1872.000	---	221.000
2	2	59.100	19.000000	1839.000	---	120.000
3	3	76.800	19.000000	1911.000	981.000	550.000
4	2	70.500	19.000000	1328.000	---	331.000
5	1	63.100	19.000000	---	---	681.000
6	3	59.900	19.000000	1048.000	1055.000	264.000
7	2	50.000	19.000000	1246.000	---	301.000
8	2	53.200	19.000000	993.000	---	222.000
9	1	80.500	19.000000	---	---	496.000
10	2	86.900	19.000000	1135.000	---	371.000
11	3	99.000	19.000000	1818.000	935.000	639.000
12	3	85.200	19.000000	1495.000	1079.000	633.000
13	3	68.700	19.000000	1289.000	1482.000	99.000
14	2	85.700	19.000000	1340.000	---	358.000
15	2	82.900	19.000000	1395.000	---	502.000
16	2	53.400	19.000000	1111.000	---	74.000
17	2	97.400	19.000000	1764.000	---	476.000

This report shall not be reproduced except in full, without the written approval of UL Verification Services (Guangzhou) Co., Ltd, Song Shan Lake Branch.

Detailed Results for Radar Type 5_Trial 20

Burst	No. of Pulses	Pulse Width (µs)	Chirp Width (MHz)	Pulse 1-to-2 Spacing (µs)	Pulse 2-to-3 Spacing (µs)	Starting Location Within Interval (µs)
1	2	59.500	11.000000	1738.000	---	660.000
2	1	57.000	11.000000	---	---	796.000
3	2	54.400	11.000000	1891.000	---	779.000
4	2	97.500	11.000000	1566.000	---	298.000
5	3	52.000	11.000000	1941.000	1472.000	201.000
6	1	62.500	11.000000	---	---	211.000
7	2	79.100	11.000000	1016.000	---	30.000
8	2	98.600	11.000000	927.000	---	485.000
9	2	52.900	11.000000	1814.000	---	328.000
10	2	64.600	11.000000	1644.000	---	339.000
11	3	75.300	11.000000	1710.000	1296.000	500.000
12	1	74.200	11.000000	---	---	451.000
13	1	58.400	11.000000	---	---	160.000
14	1	97.500	11.000000	---	---	573.000

This report shall not be reproduced except in full, without the written approval of UL Verification Services (Guangzhou) Co., Ltd, Song Shan Lake Branch.

Detailed Results for Radar Type 5_Trial 21

Burst	No. of Pulses	Pulse Width (µs)	Chirp Width (MHz)	Pulse 1-to-2 Spacing (µs)	Pulse 2-to-3 Spacing (µs)	Starting Location Within Interval (µs)
1	1	80.900	6.000000	---	---	565.000
2	3	55.800	6.000000	1708.000	1448.000	439.000
3	2	93.400	6.000000	985.000	---	706.000
4	2	83.200	6.000000	1912.000	---	758.000
5	3	59.100	6.000000	1594.000	1591.000	79.000
6	2	74.400	6.000000	939.000	---	107.000
7	3	85.400	6.000000	1733.000	1253.000	238.000
8	3	98.000	6.000000	1896.000	1606.000	373.000
9	1	92.100	6.000000	---	---	363.000
10	1	84.400	6.000000	---	---	227.000
11	2	67.400	6.000000	1272.000	---	646.000
12	3	92.000	6.000000	1831.000	1066.000	457.000
13	3	87.500	6.000000	1763.000	1055.000	22.000

This report shall not be reproduced except in full, without the written approval of UL Verification Services (Guangzhou) Co., Ltd, Song Shan Lake Branch.

Detailed Results for Radar Type 5_Trial 22

Burst	No. of Pulses	Pulse Width (µs)	Chirp Width (MHz)	Pulse 1-to-2 Spacing (µs)	Pulse 2-to-3 Spacing (µs)	Starting Location Within Interval (µs)
1	3	56.900	7.000000	1444.000	967.000	453.000
2	3	59.600	7.000000	1787.000	1144.000	206.000
3	3	95.100	7.000000	1708.000	1109.000	579.000
4	1	90.100	7.000000	---	---	554.000
5	1	81.600	7.000000	---	---	140.000
6	2	78.100	7.000000	1096.000	---	407.000
7	1	99.000	7.000000	---	---	350.000
8	3	81.300	7.000000	1461.000	1547.000	552.000
9	2	54.900	7.000000	1737.000	---	501.000
10	2	54.200	7.000000	1388.000	---	121.000
11	2	86.200	7.000000	971.000	---	397.000
12	2	79.100	7.000000	1117.000	---	318.000
13	2	55.200	7.000000	1399.000	---	427.000
14	1	57.800	7.000000	---	---	441.000
15	2	56.500	7.000000	1323.000	---	397.000
16	1	57.200	7.000000	---	---	435.000
17	2	71.400	7.000000	989.000	---	500.000
18	2	75.000	7.000000	1489.000	---	16.000
19	1	94.000	7.000000	---	---	44.000
20	3	72.700	7.000000	1153.000	1688.000	262.000

This report shall not be reproduced except in full, without the written approval of UL Verification Services (Guangzhou) Co., Ltd, Song Shan Lake Branch.

Detailed Results for Radar Type 5_Trial 23

Burst	No. of Pulses	Pulse Width (µs)	Chirp Width (MHz)	Pulse 1-to-2 Spacing (µs)	Pulse 2-to-3 Spacing (µs)	Starting Location Within Interval (µs)
1	2	57.400	6.000000	963.000	---	180.000
2	2	93.600	6.000000	1584.000	---	459.000
3	2	80.100	6.000000	1493.000	---	435.000
4	1	64.100	6.000000	---	---	1256.000
5	2	67.700	6.000000	1215.000	---	734.000
6	1	96.500	6.000000	---	---	1281.000
7	2	81.500	6.000000	974.000	---	1432.000
8	2	66.800	6.000000	1558.000	---	92.000

This report shall not be reproduced except in full, without the written approval of UL Verification Services (Guangzhou) Co., Ltd, Song Shan Lake Branch.

Detailed Results for Radar Type 5_Trial 24

Burst	No. of Pulses	Pulse Width (µs)	Chirp Width (MHz)	Pulse 1-to-2 Spacing (µs)	Pulse 2-to-3 Spacing (µs)	Starting Location Within Interval (µs)
1	1	70.600	15.000000	---	---	302.000
2	1	74.700	15.000000	---	---	299.000
3	1	63.600	15.000000	---	---	82.000
4	2	52.100	15.000000	1812.000	---	536.000
5	1	97.500	15.000000	---	---	395.000
6	2	96.300	15.000000	1335.000	---	250.000
7	3	70.800	15.000000	1052.000	1243.000	462.000
8	3	59.600	15.000000	1059.000	1550.000	477.000
9	3	99.200	15.000000	1633.000	1572.000	254.000
10	1	53.300	15.000000	---	---	33.000
11	3	98.600	15.000000	1526.000	1428.000	564.000
12	3	89.300	15.000000	1017.000	1662.000	221.000
13	1	62.700	15.000000	---	---	248.000
14	2	70.400	15.000000	1855.000	---	232.000
15	3	61.400	15.000000	1444.000	1073.000	470.000
16	1	76.000	15.000000	---	---	441.000
17	2	90.800	15.000000	1164.000	---	195.000
18	3	65.200	15.000000	1246.000	1582.000	246.000
19	3	74.700	15.000000	928.000	1671.000	194.000
20	2	75.100	15.000000	989.000	---	83.000

This report shall not be reproduced except in full, without the written approval of UL Verification Services (Guangzhou) Co., Ltd, Song Shan Lake Branch.

Detailed Results for Radar Type 5_Trial 25

Burst	No. of Pulses	Pulse Width (µs)	Chirp Width (MHz)	Pulse 1-to-2 Spacing (µs)	Pulse 2-to-3 Spacing (µs)	Starting Location Within Interval (µs)
1	3	92.800	10.000000	1307.000	1195.000	177.000
2	2	69.200	10.000000	1264.000	---	1014.000
3	2	63.000	10.000000	1830.000	---	875.000
4	1	58.400	10.000000	---	---	470.000
5	2	74.900	10.000000	1531.000	---	184.000
6	2	76.000	10.000000	1488.000	---	679.000
7	2	50.500	10.000000	1360.000	---	296.000
8	1	82.500	10.000000	---	---	645.000
9	3	58.800	10.000000	1168.000	1620.000	345.000
10	2	70.900	10.000000	1468.000	---	205.000
11	1	72.700	10.000000	---	---	702.000

This report shall not be reproduced except in full, without the written approval of UL Verification Services (Guangzhou) Co., Ltd, Song Shan Lake Branch.

Detailed Results for Radar Type 5_Trial 26

Burst	No. of Pulses	Pulse Width (µs)	Chirp Width (MHz)	Pulse 1-to-2 Spacing (µs)	Pulse 2-to-3 Spacing (µs)	Starting Location Within Interval (µs)
1	2	68.600	13.000000	1614.000	---	278.000
2	3	78.700	13.000000	1230.000	1429.000	455.000
3	2	72.000	13.000000	1581.000	---	173.000
4	2	75.600	13.000000	977.000	---	212.000
5	2	65.500	13.000000	1725.000	---	589.000
6	2	55.000	13.000000	1600.000	---	3.000
7	1	57.000	13.000000	---	---	642.000
8	2	70.100	13.000000	1454.000	---	556.000
9	2	52.700	13.000000	1212.000	---	448.000
10	3	61.200	13.000000	1845.000	1035.000	543.000
11	2	98.000	13.000000	1740.000	---	298.000
12	2	56.300	13.000000	1488.000	---	3.000
13	3	74.200	13.000000	1454.000	1697.000	589.000
14	1	91.600	13.000000	---	---	282.000
15	3	70.600	13.000000	1578.000	1218.000	414.000

This report shall not be reproduced except in full, without the written approval of UL Verification Services (Guangzhou) Co., Ltd, Song Shan Lake Branch.

Detailed Results for Radar Type 5_Trial 27

Burst	No. of Pulses	Pulse Width (µs)	Chirp Width (MHz)	Pulse 1-to-2 Spacing (µs)	Pulse 2-to-3 Spacing (µs)	Starting Location Within Interval (µs)
1	2	77.400	20.000000	1666.000	---	613.000
2	3	99.600	20.000000	1128.000	1195.000	1083.000
3	3	95.100	20.000000	1506.000	1563.000	362.000
4	1	84.300	20.000000	---	---	319.000
5	3	88.900	20.000000	1568.000	1152.000	604.000
6	2	69.200	20.000000	995.000	---	451.000
7	2	81.400	20.000000	1689.000	---	791.000
8	2	88.500	20.000000	1286.000	---	359.000
9	3	70.600	20.000000	1189.000	1825.000	241.000
10	3	56.000	20.000000	1217.000	1783.000	317.000

This report shall not be reproduced except in full, without the written approval of UL Verification Services (Guangzhou) Co., Ltd, Song Shan Lake Branch.

Detailed Results for Radar Type 5_Trial 28

Burst	No. of Pulses	Pulse Width (µs)	Chirp Width (MHz)	Pulse 1-to-2 Spacing (µs)	Pulse 2-to-3 Spacing (µs)	Starting Location Within Interval (µs)
1	1	93.100	11.000000	---	---	422.000
2	3	61.300	11.000000	1194.000	1086.000	738.000
3	3	57.000	11.000000	1918.000	1102.000	523.000
4	3	91.800	11.000000	1588.000	1798.000	874.000
5	3	88.600	11.000000	1491.000	1061.000	748.000
6	3	62.400	11.000000	1019.000	1144.000	525.000
7	3	88.000	11.000000	1259.000	1713.000	641.000
8	2	77.700	11.000000	1025.000	---	383.000
9	1	51.800	11.000000	---	---	554.000
10	1	55.900	11.000000	---	---	939.000
11	3	63.700	11.000000	1503.000	1789.000	182.000

This report shall not be reproduced except in full, without the written approval of UL Verification Services (Guangzhou) Co., Ltd, Song Shan Lake Branch.

Detailed Results for Radar Type 5_Trial 29

Burst	No. of Pulses	Pulse Width (µs)	Chirp Width (MHz)	Pulse 1-to-2 Spacing (µs)	Pulse 2-to-3 Spacing (µs)	Starting Location Within Interval (µs)
1	2	77.900	16.000000	1250.000	---	478.000
2	2	69.500	16.000000	1007.000	---	962.000
3	2	74.500	16.000000	1631.000	---	657.000
4	1	93.900	16.000000	---	---	564.000
5	2	55.400	16.000000	949.000	---	59.000
6	3	50.400	16.000000	1162.000	1396.000	565.000
7	1	68.600	16.000000	---	---	732.000
8	3	88.700	16.000000	1750.000	1835.000	872.000
9	2	54.900	16.000000	1869.000	---	32.000
10	3	51.000	16.000000	970.000	1344.000	750.000
11	3	86.500	16.000000	1599.000	1682.000	364.000

This report shall not be reproduced except in full, without the written approval of UL Verification Services (Guangzhou) Co., Ltd, Song Shan Lake Branch.

Detailed Results for Radar Type 5_Trial 30

Burst	No. of Pulses	Pulse Width (µs)	Chirp Width (MHz)	Pulse 1-to-2 Spacing (µs)	Pulse 2-to-3 Spacing (µs)	Starting Location Within Interval (µs)
1	3	97.300	12.000000	1764.000	1049.000	85.000
2	1	83.400	12.000000	---	---	882.000
3	1	94.700	12.000000	---	---	903.000
4	2	60.100	12.000000	1023.000	---	878.000
5	2	54.600	12.000000	1385.000	---	1271.000
6	3	88.100	12.000000	1088.000	1048.000	932.000
7	3	90.200	12.000000	1799.000	1142.000	226.000
8	3	63.400	12.000000	1149.000	971.000	1426.000

This report shall not be reproduced except in full, without the written approval of UL Verification Services (Guangzhou) Co., Ltd, Song Shan Lake Branch.

Detailed Results for Radar Type 6

Trial Number	Pulse Width (µs)	PRI (µs)	No. of Pulses	Pulses Detected	Comment
1	1.000	300.000	9	YES	
2	1.000	300.000	9	YES	
3	1.000	300.000	9	YES	
4	1.000	300.000	9	YES	
5	1.000	300.000	9	YES	
6	1.000	300.000	9	YES	
7	1.000	300.000	9	YES	
8	1.000	300.000	9	YES	
9	1.000	300.000	9	YES	
10	1.000	300.000	9	YES	
11	1.000	300.000	9	YES	
12	1.000	300.000	9	YES	
13	1.000	300.000	9	YES	
14	1.000	300.000	9	YES	
15	1.000	300.000	9	YES	
16	1.000	300.000	9	YES	
17	1.000	300.000	9	YES	
18	1.000	300.000	9	YES	
19	1.000	300.000	9	YES	
20	1.000	300.000	9	YES	
21	1.000	300.000	9	YES	
22	1.000	300.000	9	YES	
23	1.000	300.000	9	YES	
24	1.000	300.000	9	YES	
25	1.000	300.000	9	YES	
26	1.000	300.000	9	YES	
27	1.000	300.000	9	YES	
28	1.000	300.000	9	YES	
29	1.000	300.000	9	YES	
30	1.000	300.000	9	YES	

Note: All the test modes have been tested, only the worst data recorded in the report.

END OF REPORT

This report shall not be reproduced except in full, without the written approval of UL Verification Services (Guangzhou) Co., Ltd, Song Shan Lake Branch.