Test Mode	UNII-3_TX A Mode 5825 MHz	Polarization	Vertical

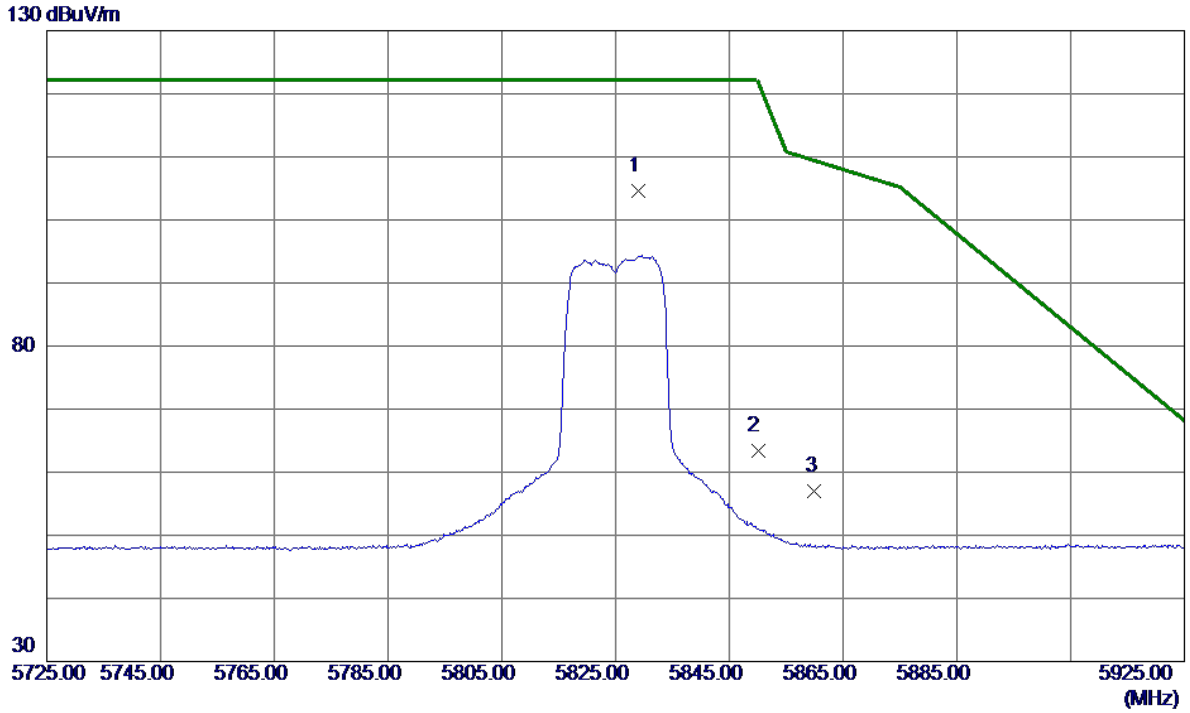

No.	Freq.	Reading Level	Correct Factor	Measure ment	Limit	Margin		
	MHz	dBuV/m	dB	dBuV/m	dBuV/m	dB	Detector	Comment
1 *	5828.9000	84.42	20.10	104.52	122.20	-17.68	Peak	No Limit
2	5850.0000	43.28	20.11	63.39	122.20	-58.81	Peak	
3	5860.0000	36.82	20.12	56.94	109.40	-52.46	Peak	

REMARKS:
(1) Measurement Value = Reading Level + Correct Factor.
(2) Margin Level = Measurement Value - Limit Value.

Test Mode	UNII-3_TX A Mode 5825 MHz	Polarization	Vertical

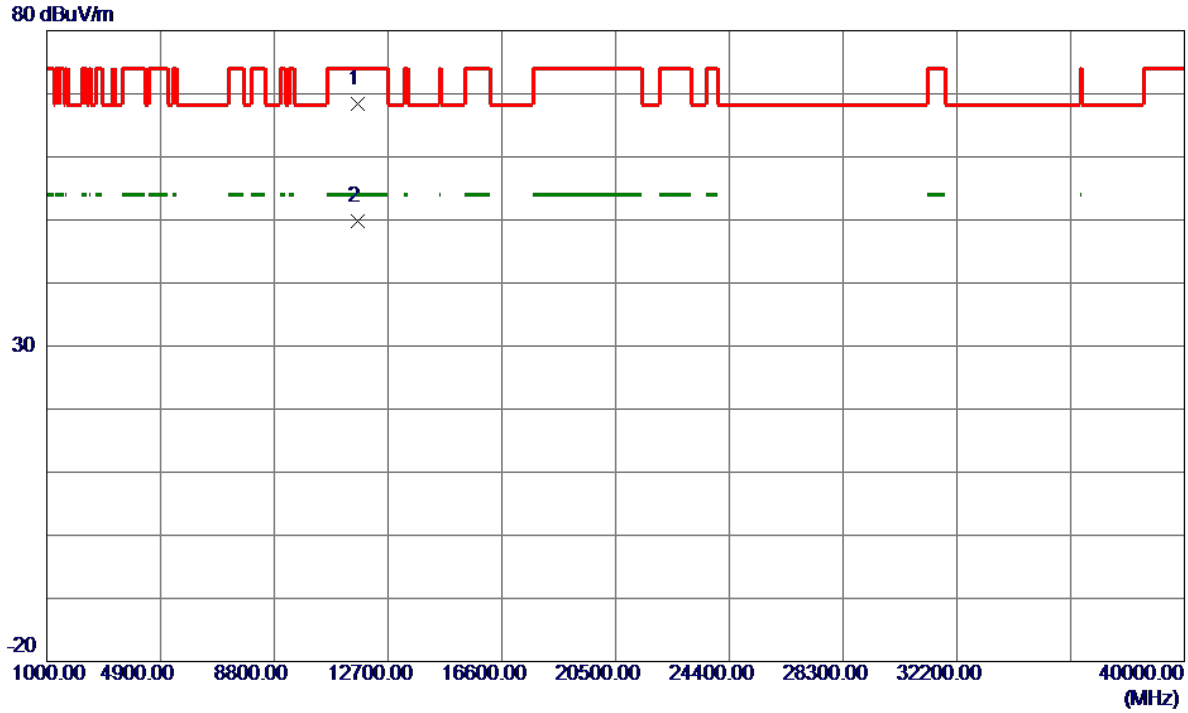

No.	Freq.	Reading Level	Correct Factor	Measure ment	Limit	Margin		
	MHz	dBuV/m	dB	dBuV/m	dBuV/m	dB	Detector	Comment
1	11645.1750	51.12	17.32	68.44	74.00	-5.56	Peak	
2 *	11651.2000	32.44	17.33	49.77	54.00	-4.23	AVG	

REMARKS:
(1) Measurement Value = Reading Level + Correct Factor.
(2) Margin Level = Measurement Value - Limit Value.

Test Mode	UNII-3_TX A Mode 5825 MHz	Polarization	Horizontal

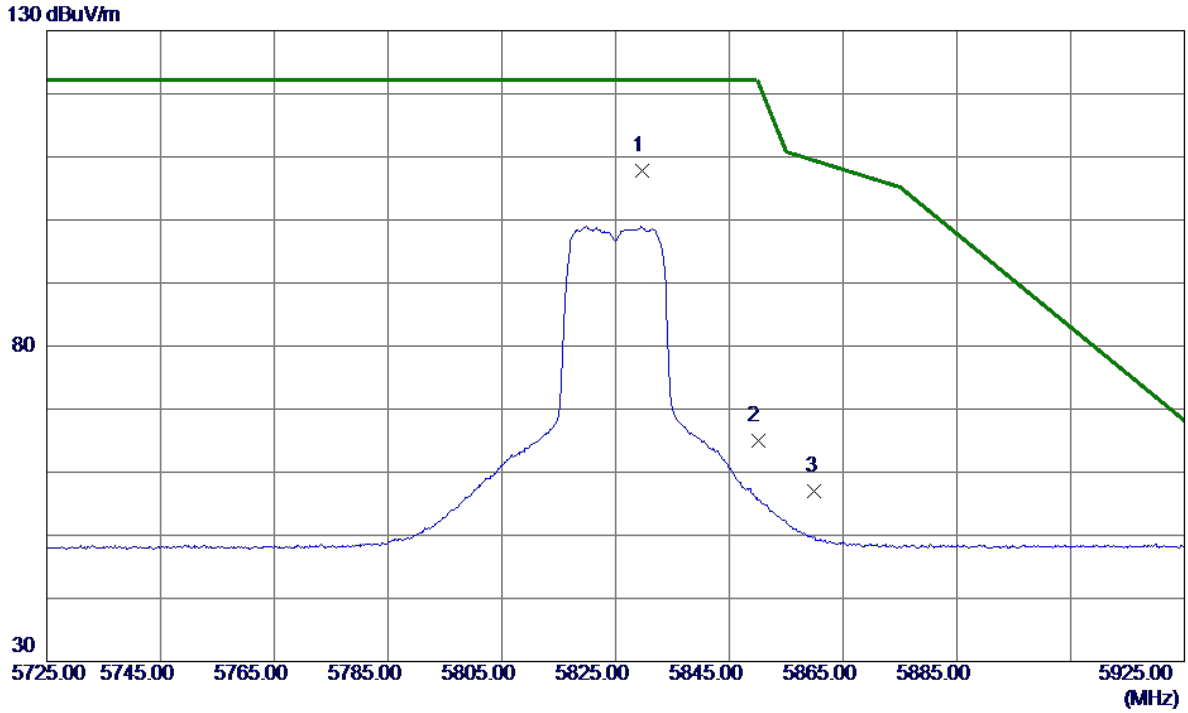

No.	Freq.	Reading Level	Correct Factor	Measure ment	Limit	Margin		
	MHz	dBuV/m	dB	dBuV/m	dBuV/m	dB	Detector	Comment
1 *	5829.7000	87.61	20.10	107.71	122.20	-14.49	Peak	No Limit
2	5850.0000	44.82	20.11	64.93	122.20	-57.27	Peak	
3	5860.0000	36.94	20.12	57.06	109.40	-52.34	Peak	

REMARKS:
(1) Measurement Value = Reading Level + Correct Factor.
(2) Margin Level = Measurement Value - Limit Value.

Test Mode	UNII-3_TX A Mode 5825 MHz	Polarization	Horizontal

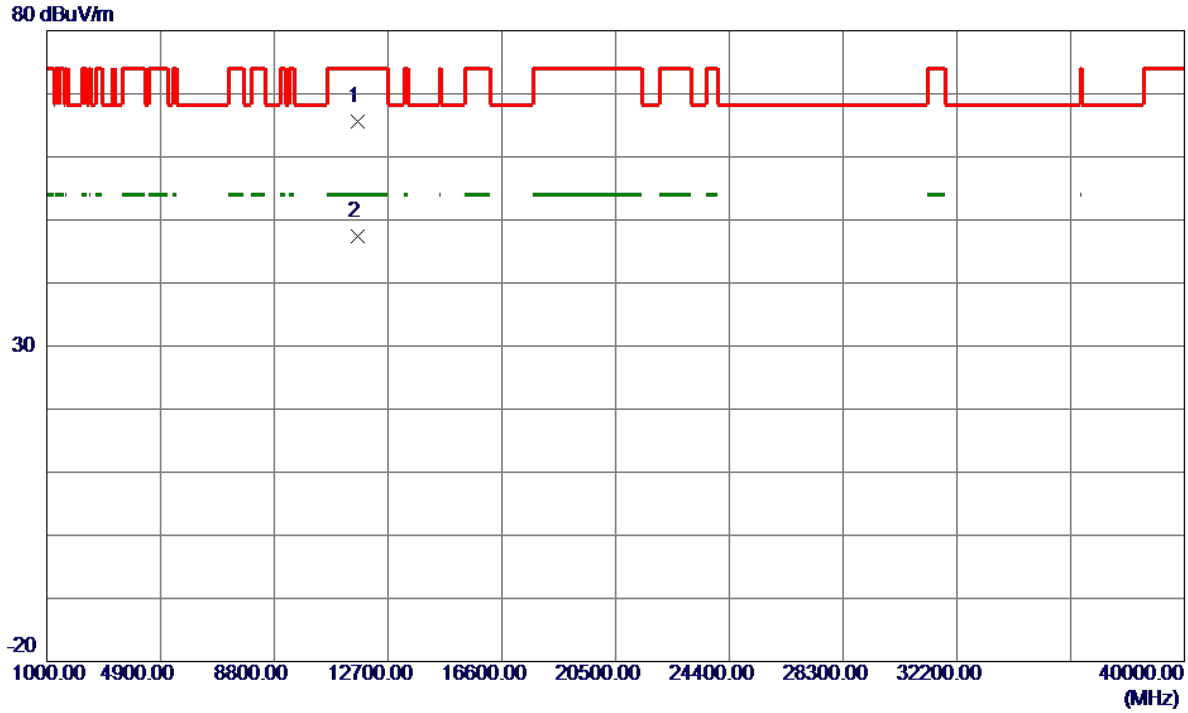

No.	Freq.	Reading Level	Correct Factor	Measure ment	Limit	Margin		
	MHz	dBuV/m	dB	dBuV/m	dBuV/m	dB	Detector	Comment
1	11647.7699	48.27	17.33	65.60	74.00	-8.40	Peak	
2 *	11650.2900	29.98	17.33	47.31	54.00	-6.69	AVG	

REMARKS:
(1) Measurement Value = Reading Level + Correct Factor.
(2) Margin Level = Measurement Value - Limit Value.

Test Mode	UNII-3_TX AC(VHT20) Mode 5745 MHz	Polarization	Vertical

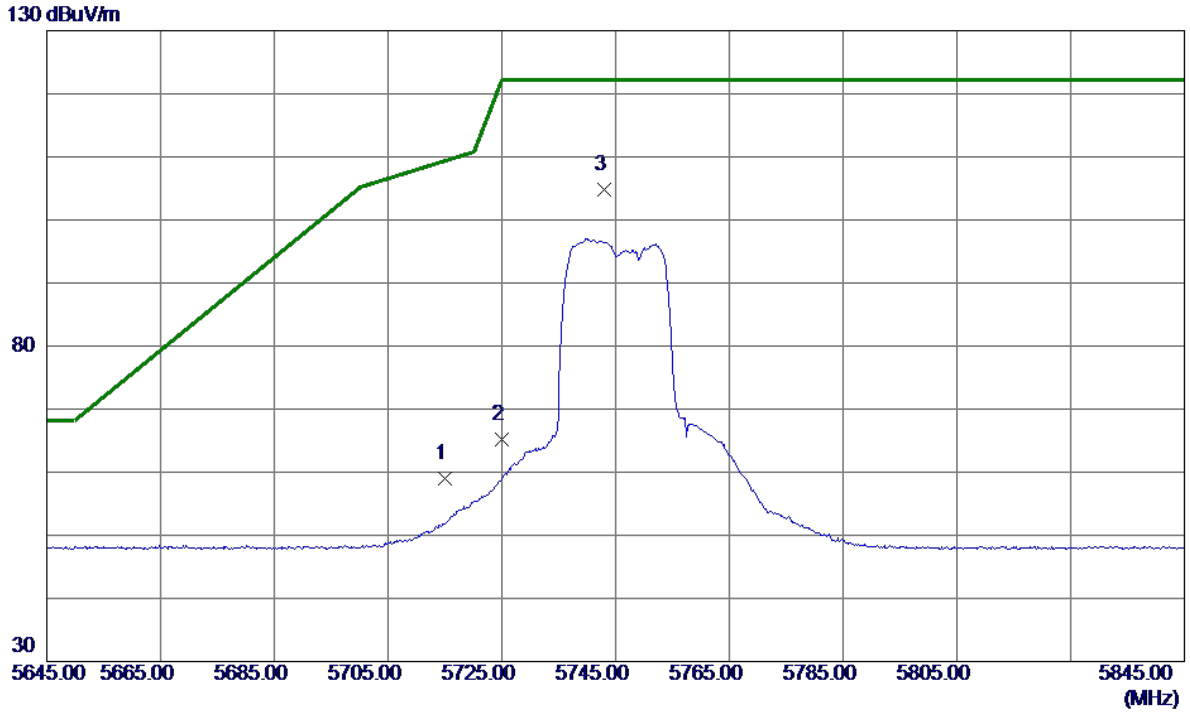

No.	Freq.	Reading Level	Correct Factor	Measure ment	Limit	Margin		
	MHz	dBuV/m	dB	dBuV/m	dBuV/m	dB	Detector	Comment
1	5715.0000	38.90	20.01	58.91	109.40	-50.49	Peak	
2	5725.0000	45.17	20.02	65.19	122.20	-57.01	Peak	
3 *	5742.9000	84.69	20.03	104.72	122.20	-17.48	Peak	No Limit

REMARKS:
(1) Measurement Value = Reading Level + Correct Factor.
(2) Margin Level = Measurement Value - Limit Value.

Test Mode	UNII-3_TX AC(VHT20) Mode 5745 MHz	Polarization	Vertical

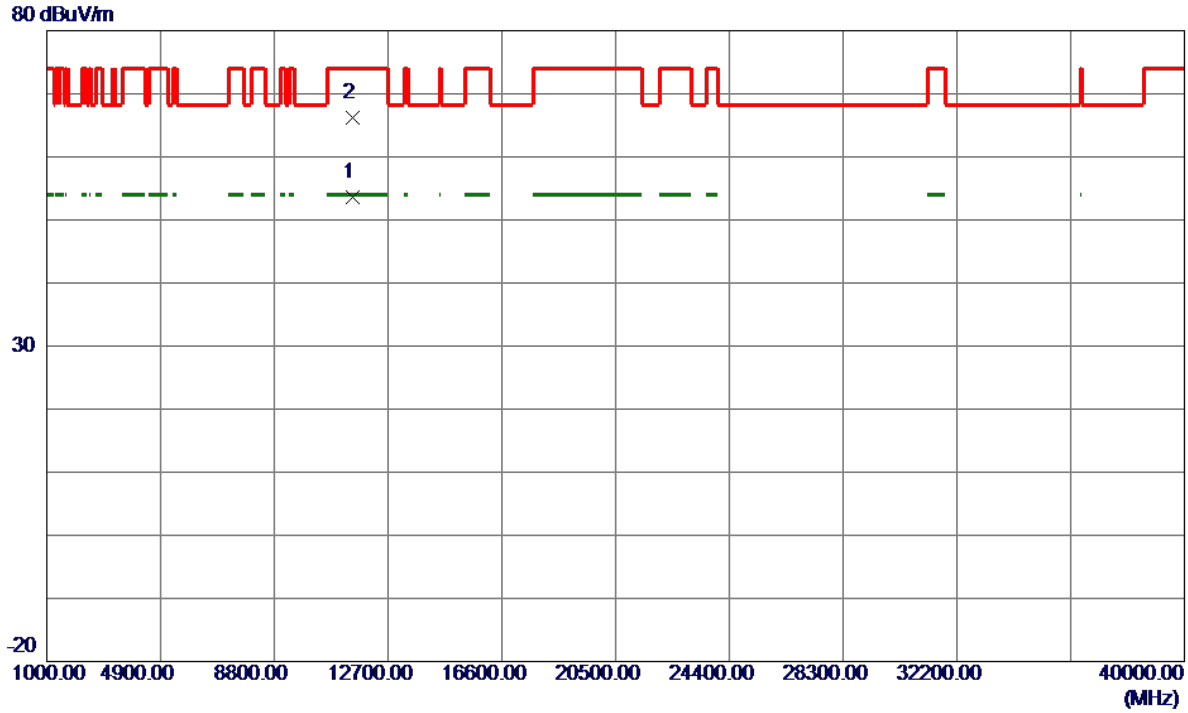

No.	Freq.	Reading Level	Correct Factor	Measure ment	Limit	Margin		
	MHz	dBuV/m	dB	dBuV/m	dBuV/m	dB	Detector	Comment
1 *	11489.4750	36.39	17.16	53.55	54.00	-0.45	AVG	
2	11491.1250	48.98	17.16	66.14	74.00	-7.86	Peak	

REMARKS:
(1) Measurement Value = Reading Level + Correct Factor.
(2) Margin Level = Measurement Value - Limit Value.

Test Mode	UNII-3_TX AC(VHT20) Mode 5745 MHz	Polarization	Horizontal

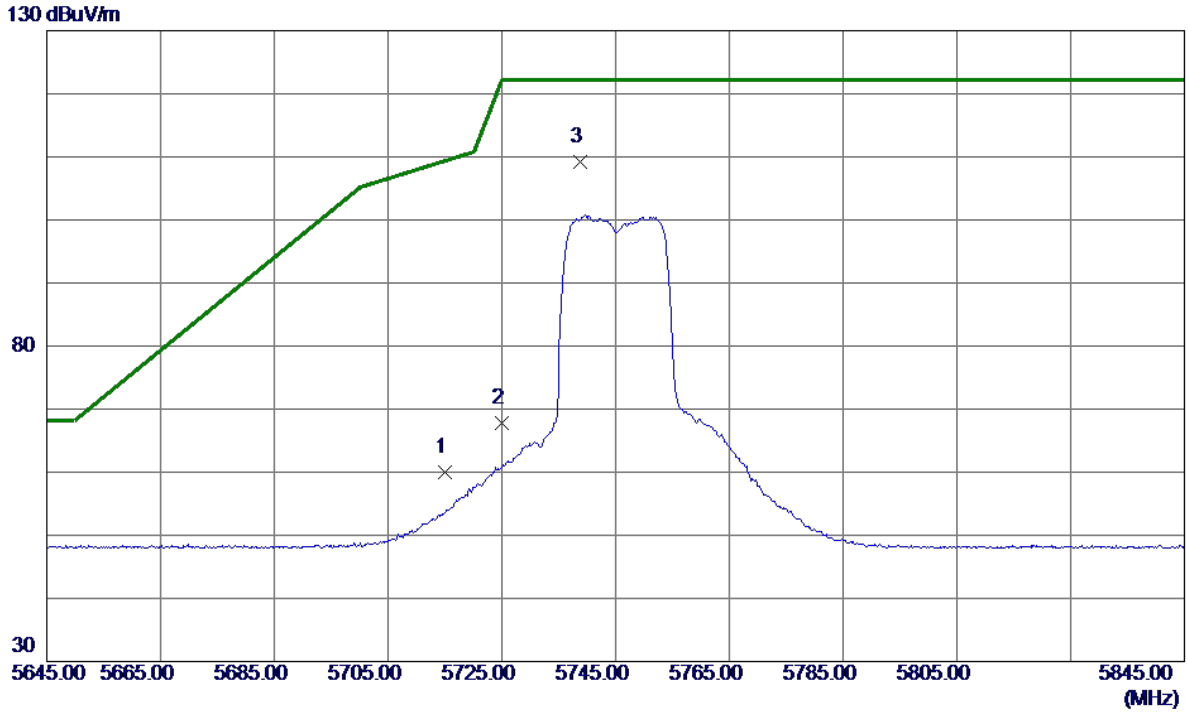

No.	Freq.	Reading Level	Correct Factor	Measure ment	Limit	Margin		
	MHz	dBuV/m	dB	dBuV/m	dBuV/m	dB	Detector	Comment
1	5715.0000	39.92	20.01	59.93	109.40	-49.47	Peak	
2	5725.0000	47.75	20.02	67.77	122.20	-54.43	Peak	
3 *	5738.7000	89.21	20.03	109.24	122.20	-12.96	Peak	No Limit

REMARKS:
(1) Measurement Value = Reading Level + Correct Factor.
(2) Margin Level = Measurement Value - Limit Value.

Test Mode	UNII-3_TX AC(VHT20) Mode 5745 MHz	Polarization	Horizontal

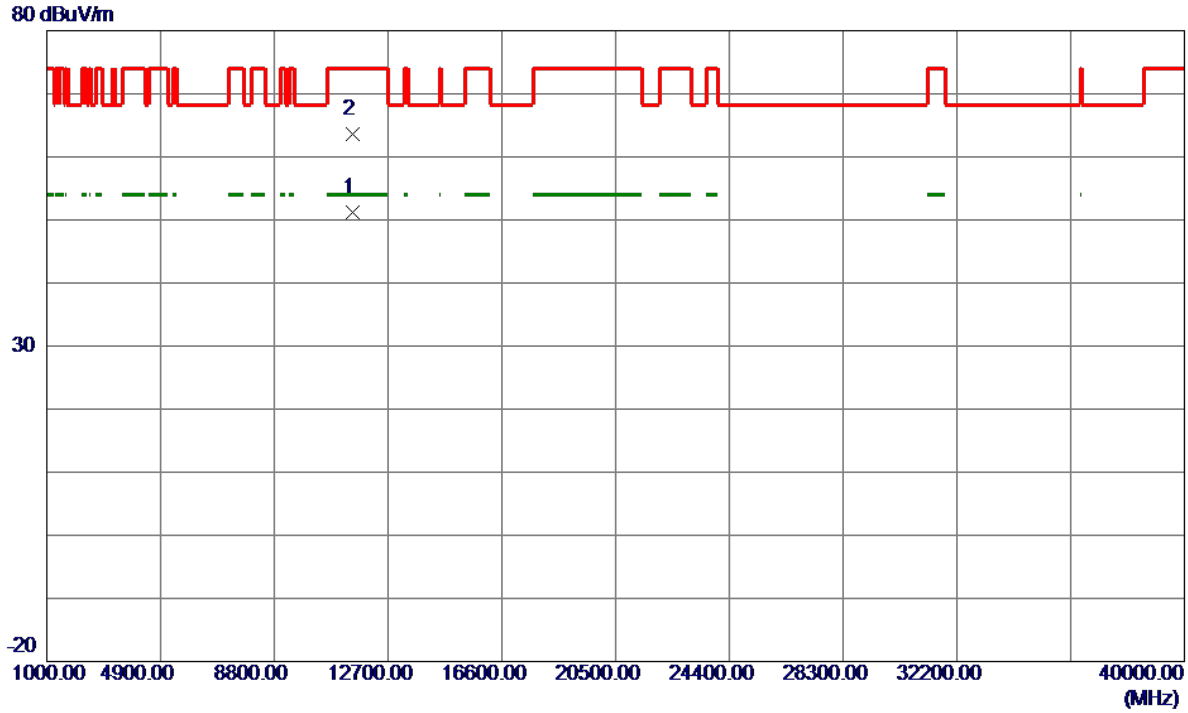

No.	Freq.	Reading Level	Correct Factor	Measure ment	Limit	Margin		
	MHz	dBuV/m	dB	dBuV/m	dBuV/m	dB	Detector	Comment
1 *	11489.7000	34.12	17.16	51.28	54.00	-2.72	AVG	
2	11490.4550	46.40	17.16	63.56	74.00	-10.44	Peak	

REMARKS:
(1) Measurement Value = Reading Level + Correct Factor.
(2) Margin Level = Measurement Value - Limit Value.

Test Mode	UNII-3_TX AC(VHT20) Mode 5785 MHz	Polarization	Vertical

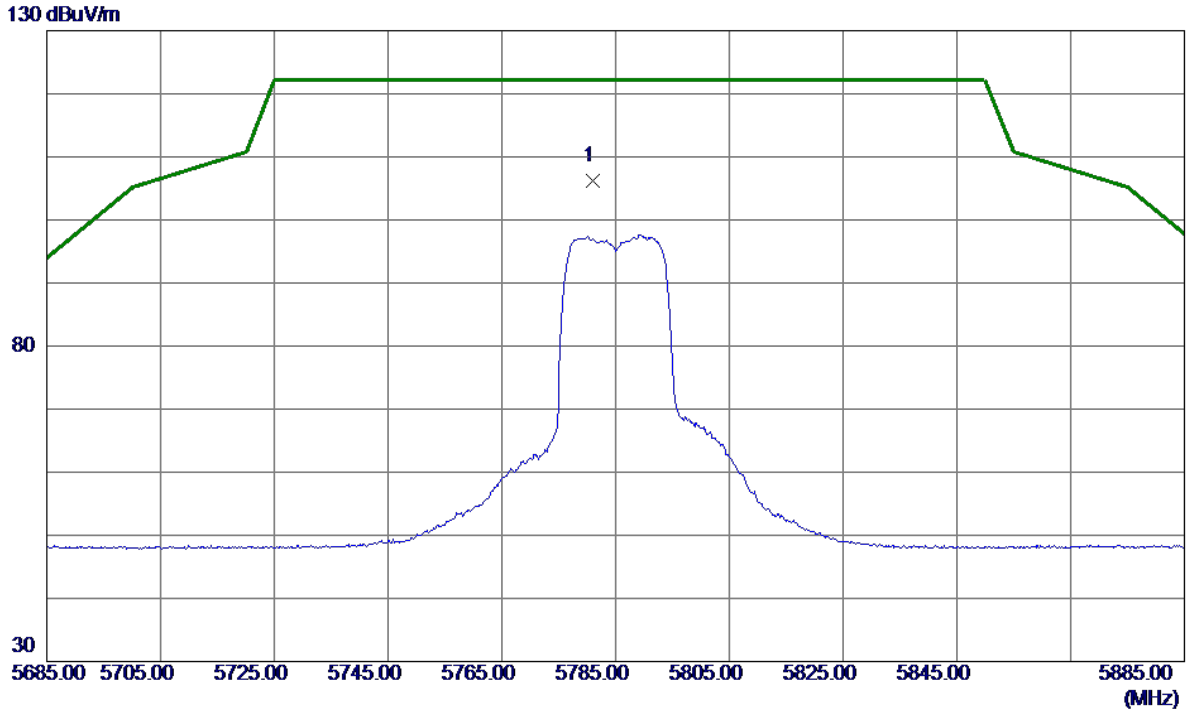

No.	Freq.	Reading Level	Correct Factor	Measure ment	Limit	Margin		
	MHz	dBuV/m	dB	dBuV/m	dBuV/m	dB	Detector	Comment
1 *	5781.0000	86.13	20.06	106.19	122.20	-16.01	Peak	No Limit

REMARKS:
(1) Measurement Value = Reading Level + Correct Factor.
(2) Margin Level = Measurement Value - Limit Value.

Test Mode	UNII-3_TX AC(VHT20) Mode 5785 MHz	Polarization	Vertical

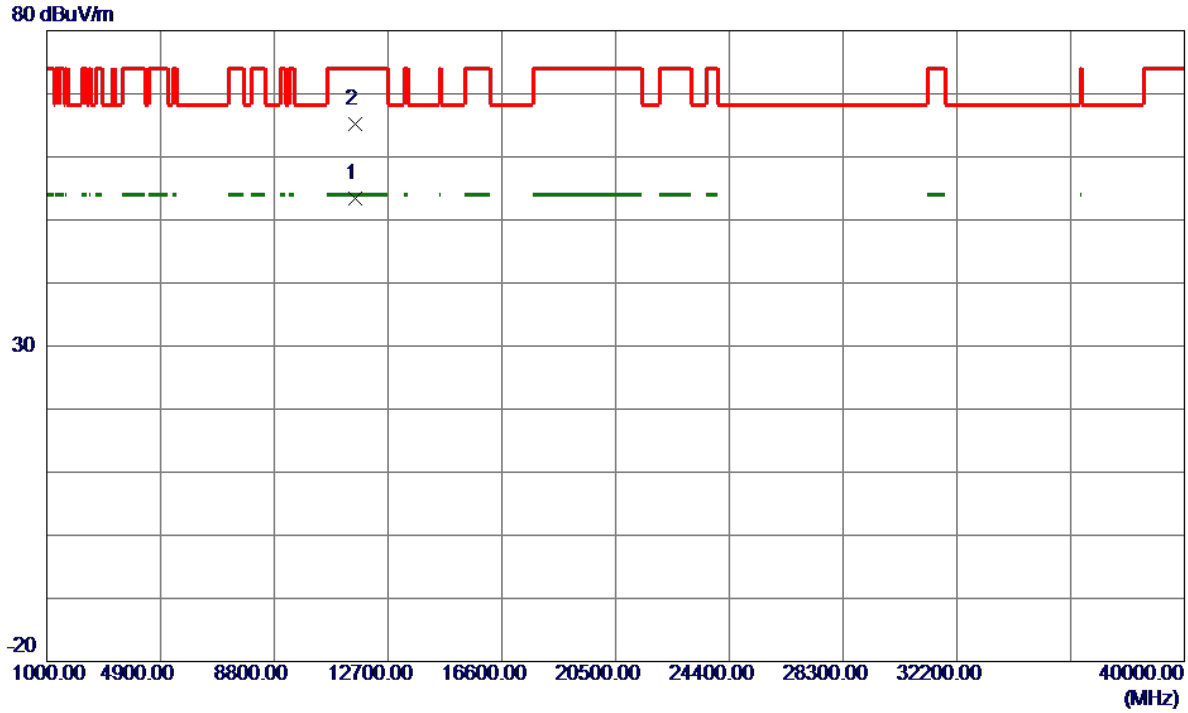

No.	Freq.	Reading Level	Correct Factor	Measure ment	Limit	Margin		
	MHz	dBuV/m	dB	dBuV/m	dBuV/m	dB	Detector	Comment
1 *	11568.2450	36.17	17.25	53.42	54.00	-0.58	AVG	
2	11572.9550	48.01	17.26	65.27	74.00	-8.73	Peak	

REMARKS:
(1) Measurement Value = Reading Level + Correct Factor.
(2) Margin Level = Measurement Value - Limit Value.

Test Mode	UNII-3_TX AC(VHT20) Mode 5785 MHz	Polarization	Horizontal

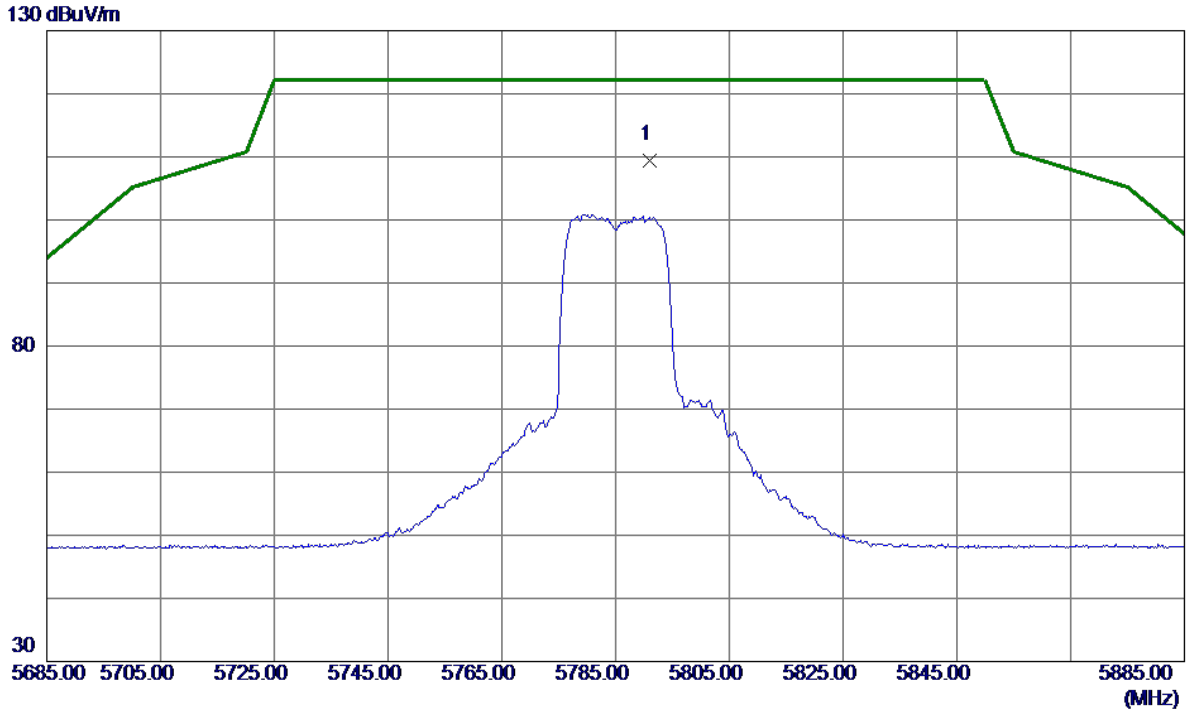

No.	Freq.	Reading Level	Correct Factor	Measure ment	Limit	Margin		
	MHz	dBuV/m	dB	dBuV/m	dBuV/m	dB	Detector	Comment
1 *	5790.9000	89.43	20.07	109.50	122.20	-12.70	Peak	No Limit

REMARKS:
(1) Measurement Value = Reading Level + Correct Factor.
(2) Margin Level = Measurement Value - Limit Value.

Test Mode	UNII-3_TX AC(VHT20) Mode 5785 MHz	Polarization	Horizontal

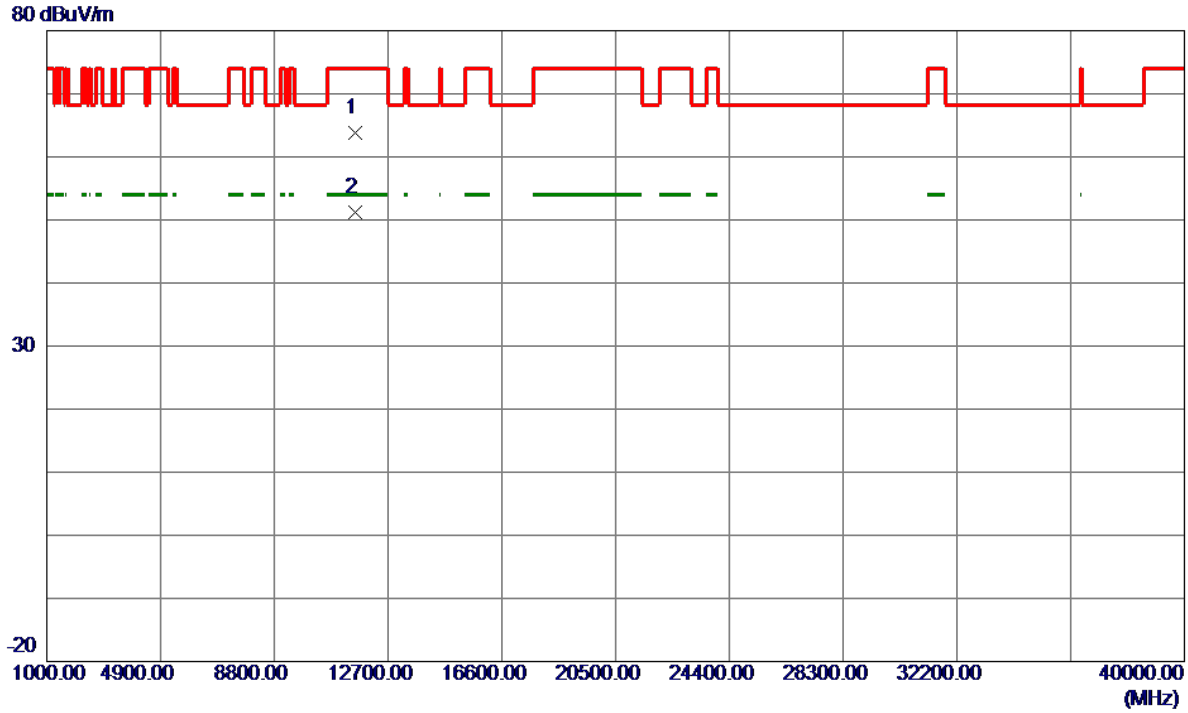

No.	Freq.	Reading Level	Correct Factor	Measure ment	Limit	Margin		
	MHz	dBuV/m	dB	dBuV/m	dBuV/m	dB	Detector	Comment
1	11565.4750	46.63	17.25	63.88	74.00	-10.12	Peak	
2 *	11569.3000	33.92	17.25	51.17	54.00	-2.83	AVG	

REMARKS:
(1) Measurement Value = Reading Level + Correct Factor.
(2) Margin Level = Measurement Value - Limit Value.

Test Mode	UNII-3_TX AC(VHT20) Mode 5825 MHz	Polarization	Vertical

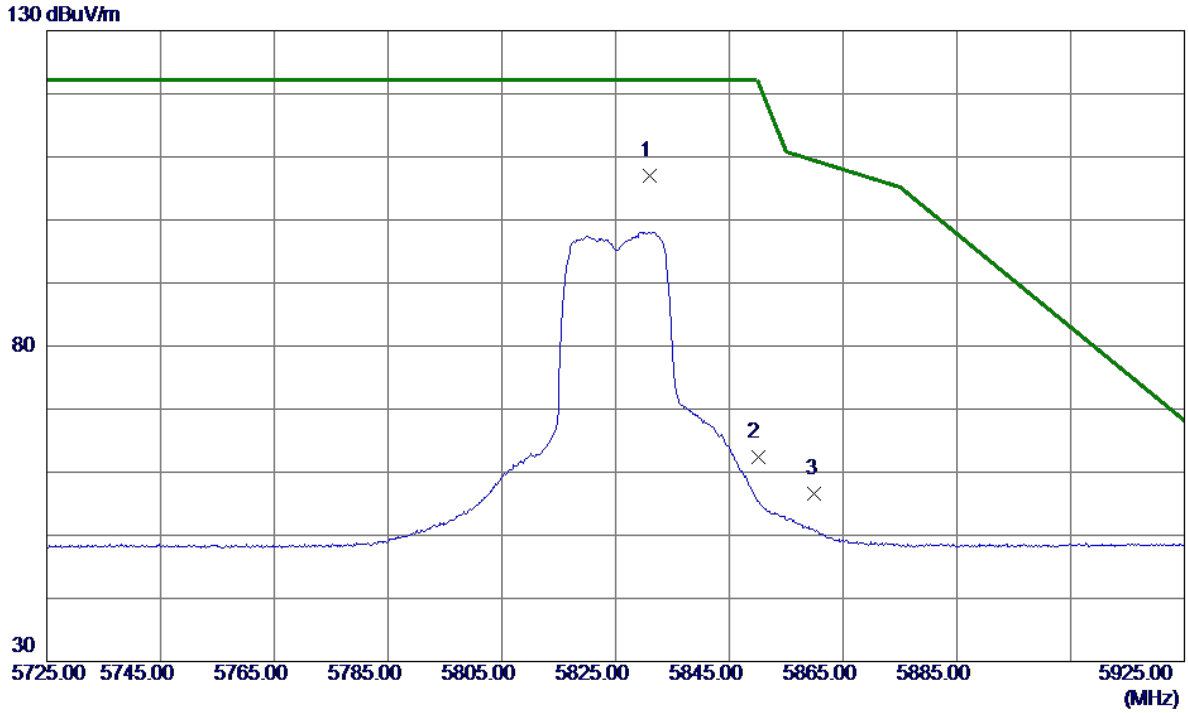

No.	Freq.	Reading Level	Correct Factor	Measure ment	Limit	Margin		
	MHz	dBuV/m	dB	dBuV/m	dBuV/m	dB	Detector	Comment
1 *	5831.0000	87.00	20.10	107.10	122.20	-15.10	Peak	No Limit
2	5850.0000	42.31	20.11	62.42	122.20	-59.78	Peak	
3	5860.0000	36.53	20.12	56.65	109.40	-52.75	Peak	

REMARKS:
(1) Measurement Value = Reading Level + Correct Factor.
(2) Margin Level = Measurement Value - Limit Value.

Test Mode	UNII-3_TX AC(VHT20) Mode 5825 MHz	Polarization	Vertical

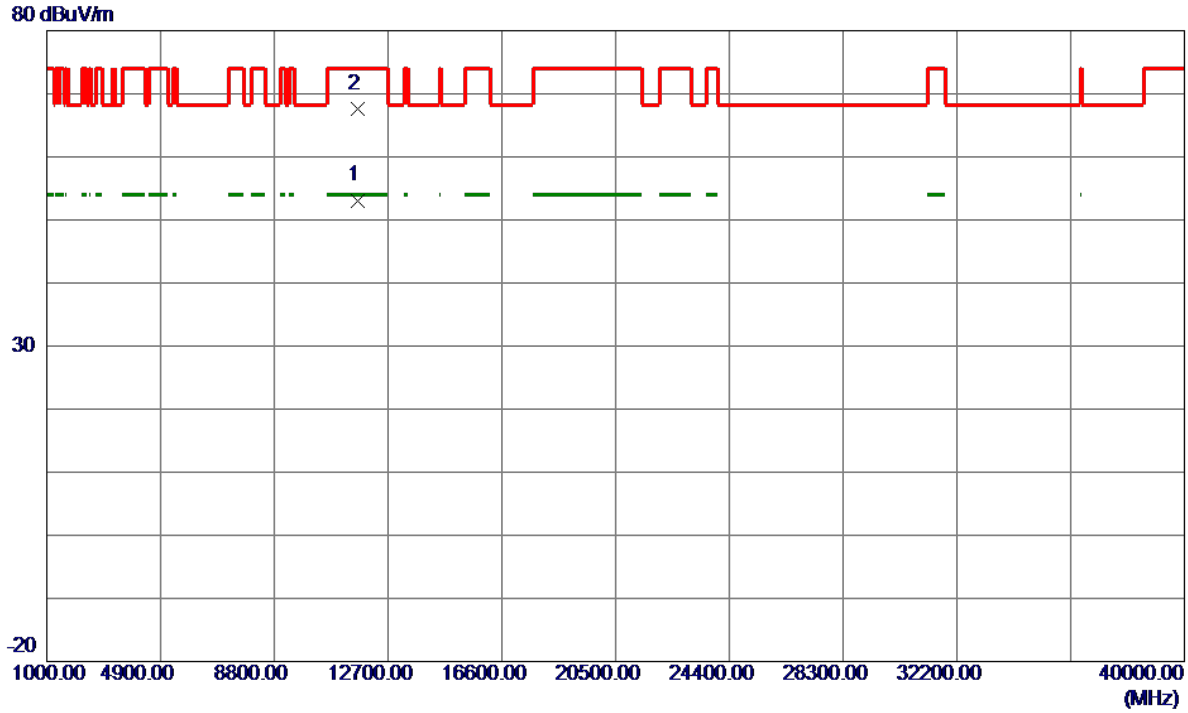

No.	Freq.	Reading Level	Correct Factor	Measure ment	Limit	Margin		
	MHz	dBuV/m	dB	dBuV/m	dBuV/m	dB	Detector	Comment
1 *	11649.7050	35.77	17.33	53.10	54.00	-0.90	AVG	
2	11652.5000	50.35	17.33	67.68	74.00	-6.32	Peak	

REMARKS:
(1) Measurement Value = Reading Level + Correct Factor.
(2) Margin Level = Measurement Value - Limit Value.

Test Mode	UNII-3_TX AC(VHT20) Mode 5825 MHz	Polarization	Horizontal

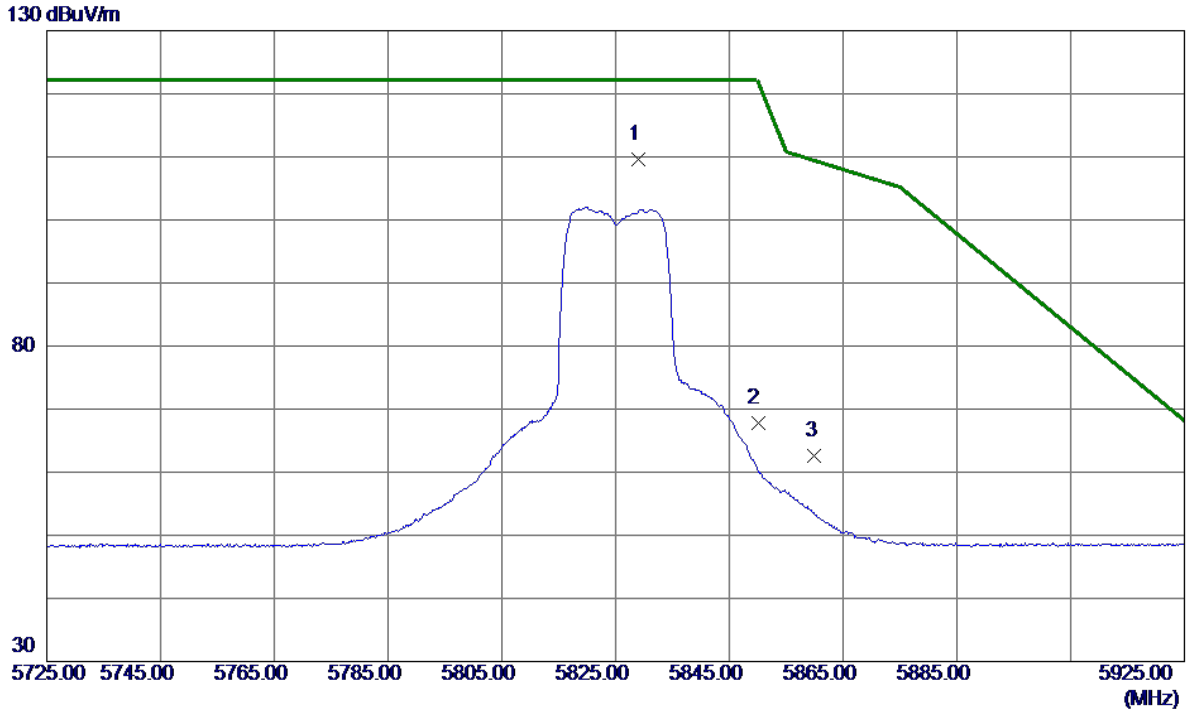

No.	Freq.	Reading Level	Correct Factor	Measure ment	Limit	Margin		
	MHz	dBuV/m	dB	dBuV/m	dBuV/m	dB	Detector	Comment
1 *	5828.9000	89.52	20.10	109.62	122.20	-12.58	Peak	No Limit
2	5850.0000	47.72	20.11	67.83	122.20	-54.37	Peak	
3	5860.0000	42.50	20.12	62.62	109.40	-46.78	Peak	

REMARKS:
(1) Measurement Value = Reading Level + Correct Factor.
(2) Margin Level = Measurement Value - Limit Value.

Test Mode	UNII-3_TX AC(VHT20) Mode 5825 MHz	Polarization	Horizontal

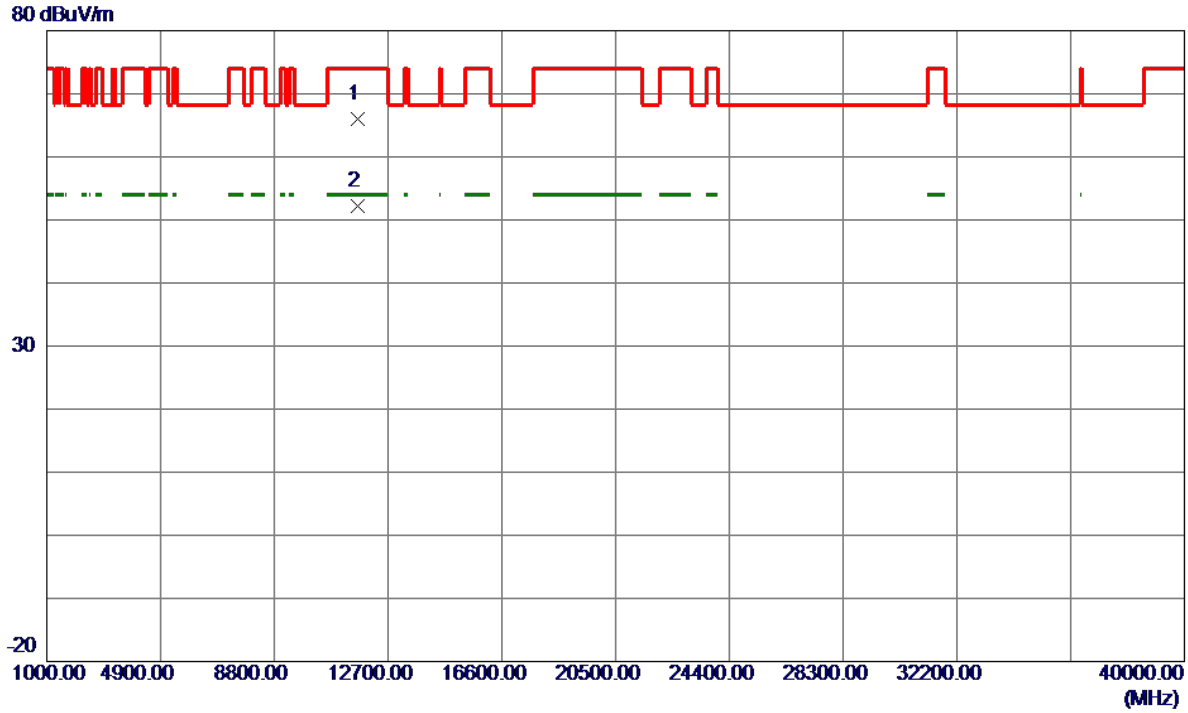

No.	Freq.	Reading Level	Correct Factor	Measure ment	Limit	Margin		
	MHz	dBuV/m	dB	dBuV/m	dBuV/m	dB	Detector	Comment
1	11649.3450	48.75	17.33	66.08	74.00	-7.92	Peak	
2 *	11650.2150	34.93	17.33	52.26	54.00	-1.74	AVG	

REMARKS:
(1) Measurement Value = Reading Level + Correct Factor.
(2) Margin Level = Measurement Value - Limit Value.

Test Mode	UNII-3_TX AC(VHT40) Mode 5755 MHz	Polarization	Vertical

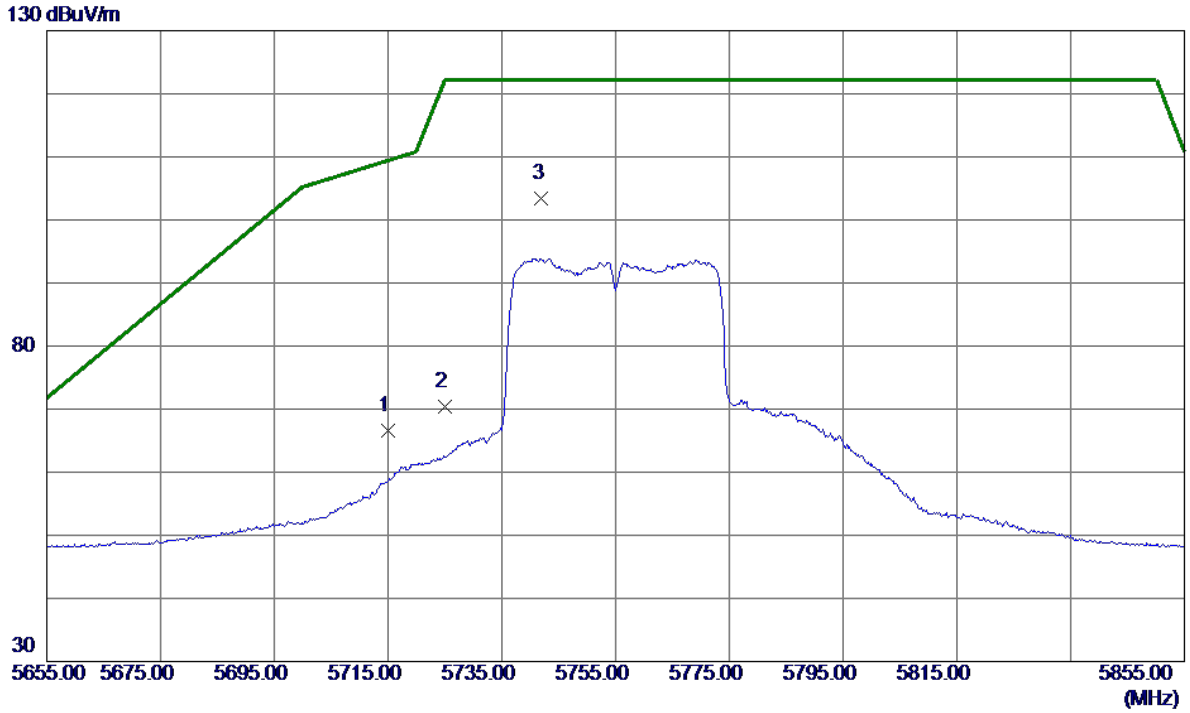

No.	Freq.	Reading Level	Correct Factor	Measure ment	Limit	Margin		
	MHz	dBuV/m	dB	dBuV/m	dBuV/m	dB	Detector	Comment
1	5715.0000	46.65	20.01	66.66	109.40	-42.74	Peak	
2	5725.0000	50.37	20.02	70.39	122.20	-51.81	Peak	
3 *	5742.0000	83.28	20.03	103.31	122.20	-18.89	Peak	No Limit

REMARKS:
(1) Measurement Value = Reading Level + Correct Factor.
(2) Margin Level = Measurement Value - Limit Value.

Test Mode	UNII-3_TX AC(VHT40) Mode 5755 MHz	Polarization	Vertical

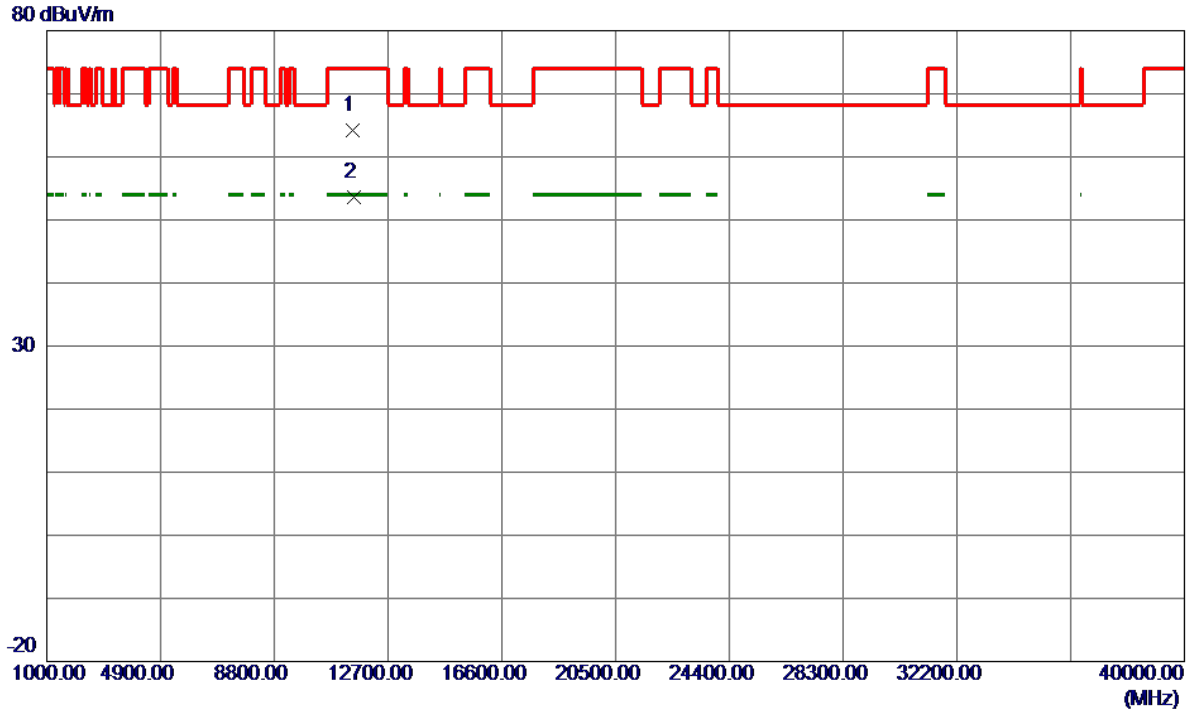

No.	Freq.	Reading Level	Correct Factor	Measure ment	Limit	Margin		
	MHz	dBuV/m	dB	dBuV/m	dBuV/m	dB	Detector	Comment
1	11506.4450	47.09	17.20	64.29	74.00	-9.71	Peak	
2 *	11508.3949	36.42	17.20	53.62	54.00	-0.38	AVG	

REMARKS:
(1) Measurement Value = Reading Level + Correct Factor.
(2) Margin Level = Measurement Value - Limit Value.

Test Mode	UNII-3_TX AC(VHT40) Mode 5755 MHz	Polarization	Horizontal

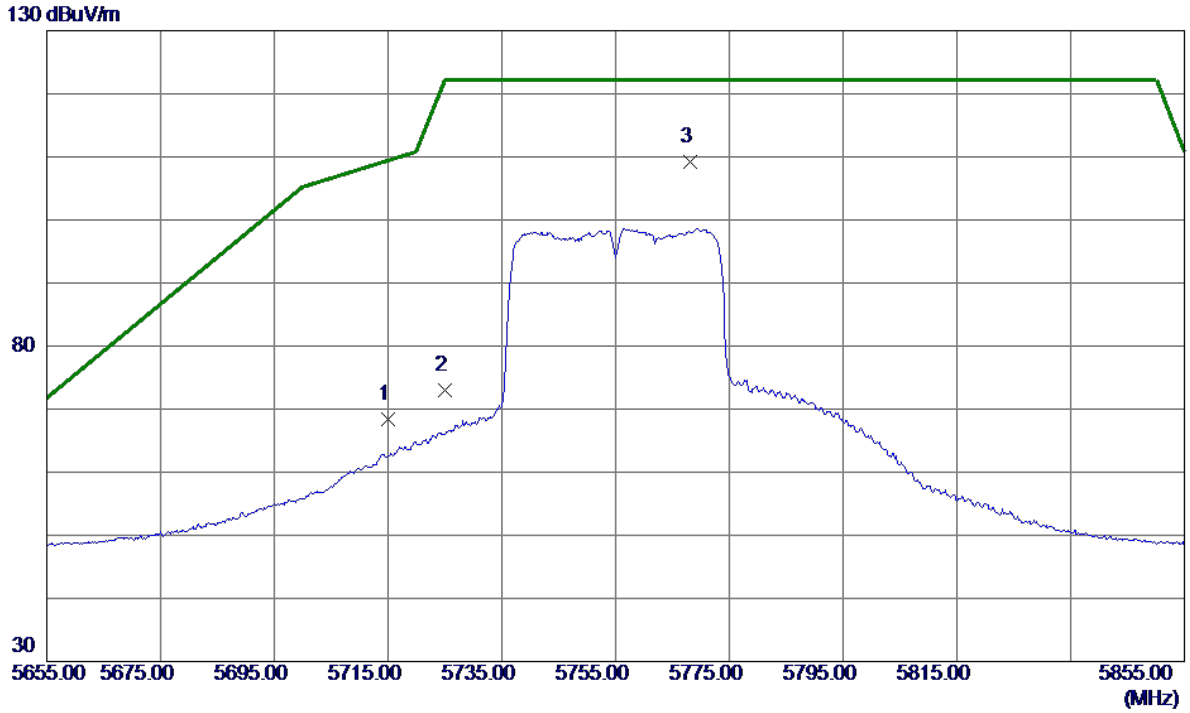

No.	Freq.	Reading Level	Correct Factor	Measure ment	Limit	Margin		
	MHz	dBuV/m	dB	dBuV/m	dBuV/m	dB	Detector	Comment
1	5715.0000	48.44	20.01	68.45	109.40	-40.95	Peak	
2	5725.0000	53.06	20.02	73.08	122.20	-49.12	Peak	
3 *	5768.2000	89.09	20.05	109.14	122.20	-13.06	Peak	No Limit

REMARKS:
(1) Measurement Value = Reading Level + Correct Factor.
(2) Margin Level = Measurement Value - Limit Value.

Test Mode	UNII-3_TX AC(VHT40) Mode 5755 MHz	Polarization	Horizontal

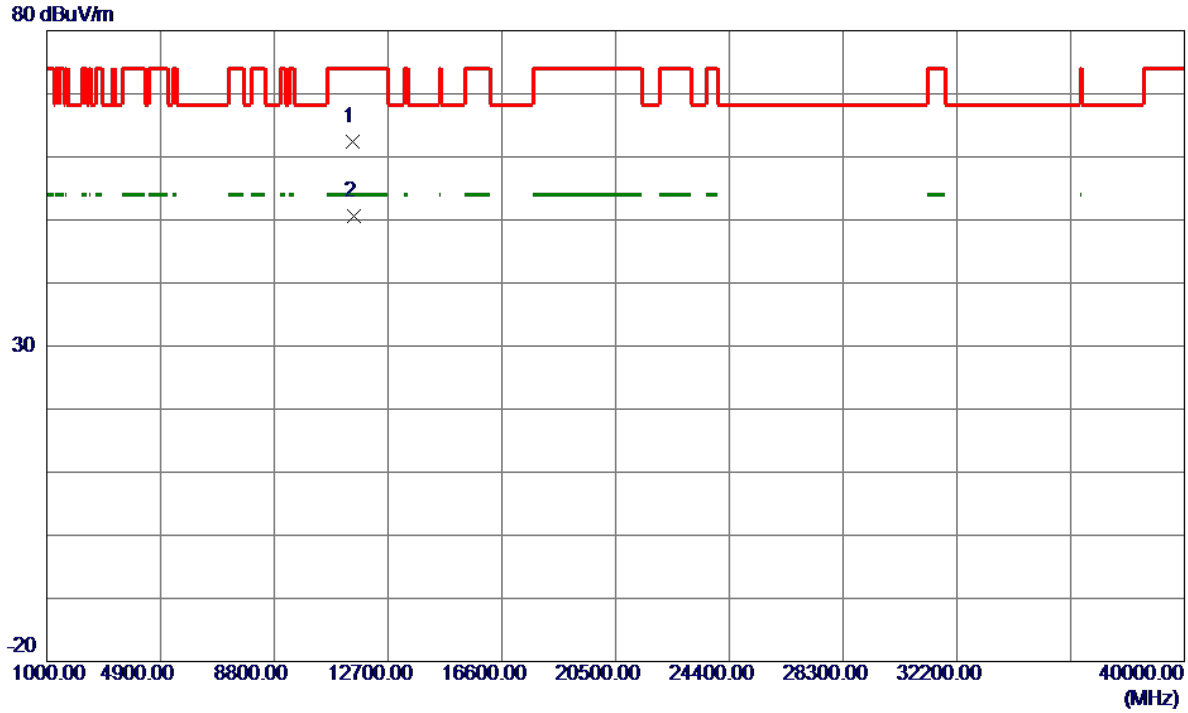

No.	Freq.	Reading Level	Correct Factor	Measure ment	Limit	Margin		
	MHz	dBuV/m	dB	dBuV/m	dBuV/m	dB	Detector	Comment
1	11507.2500	45.16	17.20	62.36	74.00	-11.64	Peak	
2 *	11511.4050	33.34	17.20	50.54	54.00	-3.46	AVG	

REMARKS:
(1) Measurement Value = Reading Level + Correct Factor.
(2) Margin Level = Measurement Value - Limit Value.

Test Mode	UNII-3_TX AC(VHT40) Mode 5795 MHz	Polarization	Vertical

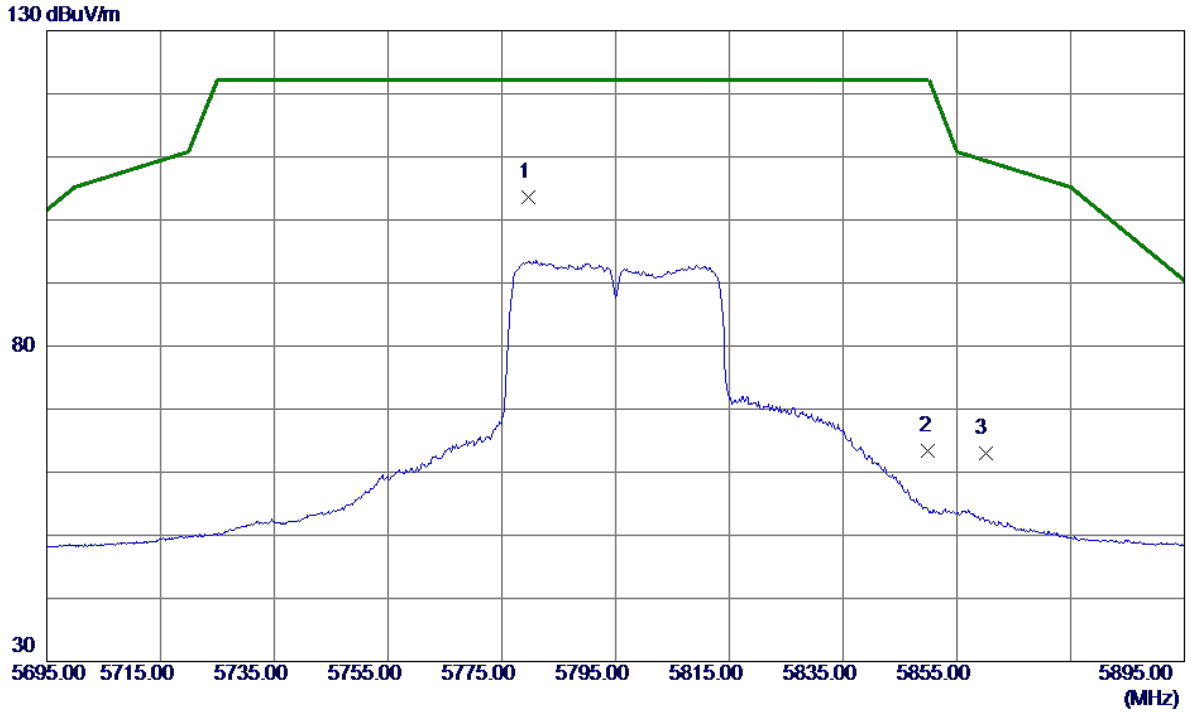

No.	Freq.	Reading Level	Correct Factor	Measure ment	Limit	Margin		
	MHz	dBuV/m	dB	dBuV/m	dBuV/m	dB	Detector	Comment
1 *	5779.7000	83.61	20.06	103.67	122.20	-18.53	Peak	No Limit
2	5850.0000	43.31	20.11	63.42	122.20	-58.78	Peak	
3	5860.0000	42.85	20.12	62.97	109.40	-46.43	Peak	

REMARKS:
(1) Measurement Value = Reading Level + Correct Factor.
(2) Margin Level = Measurement Value - Limit Value.

Test Mode	UNII-3_TX AC(VHT40) Mode 5795 MHz	Polarization	Vertical

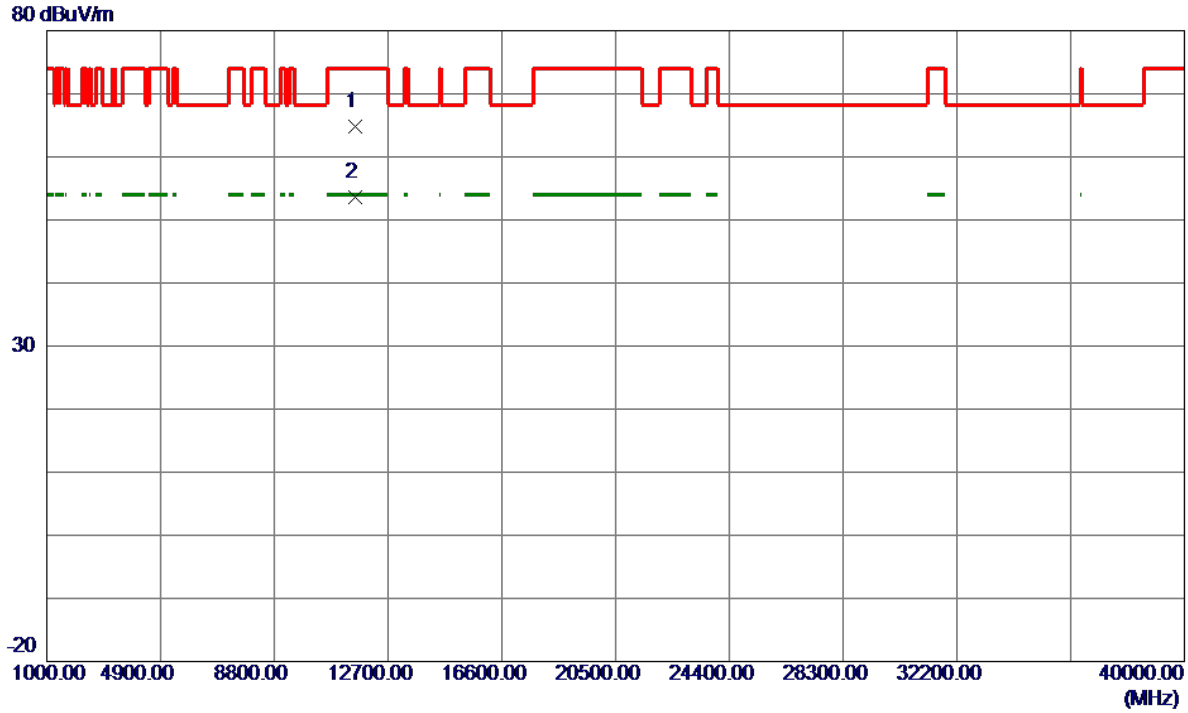

No.	Freq.	Reading Level	Correct Factor	Measure ment	Limit	Margin		
	MHz	dBuV/m	dB	dBuV/m	dBuV/m	dB	Detector	Comment
1	11586.8700	47.48	17.27	64.75	74.00	-9.25	Peak	
2 *	11588.5300	36.41	17.27	53.68	54.00	-0.32	AVG	

REMARKS:
(1) Measurement Value = Reading Level + Correct Factor.
(2) Margin Level = Measurement Value - Limit Value.

Test Mode	UNII-3_TX AC(VHT40) Mode 5795 MHz	Polarization	Horizontal

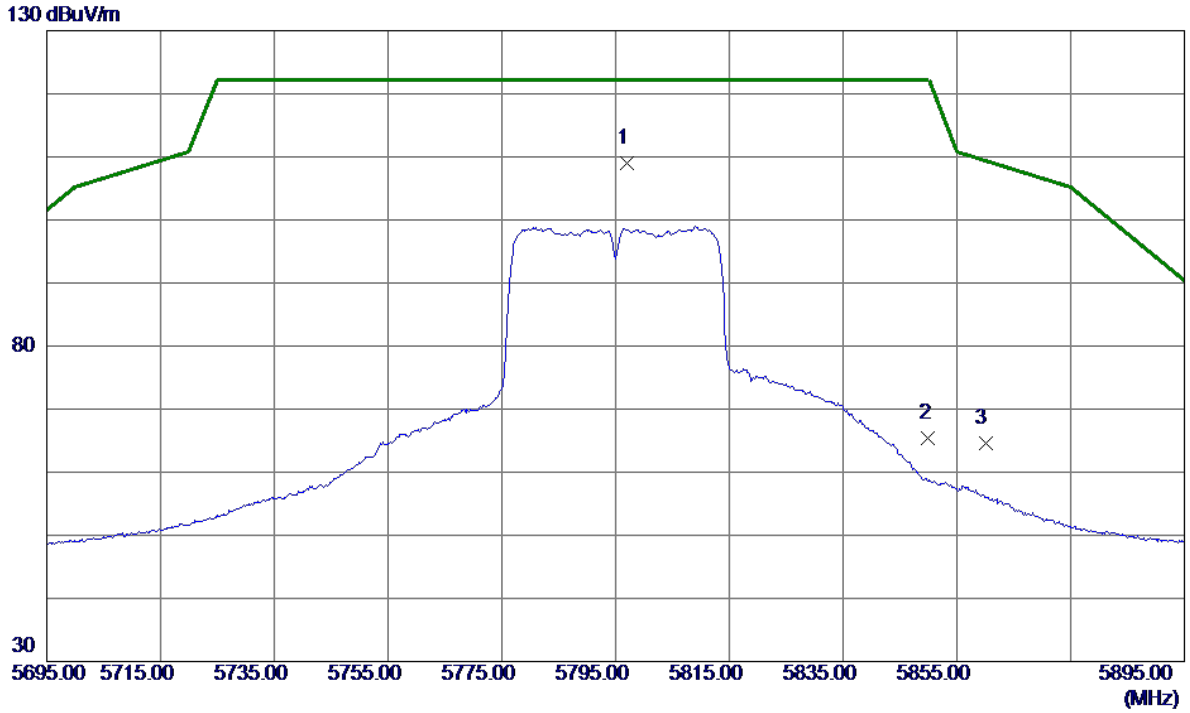

No.	Freq.	Reading Level	Correct Factor	Measure ment	Limit	Margin		
	MHz	dBuV/m	dB	dBuV/m	dBuV/m	dB	Detector	Comment
1 *	5797.0000	88.98	20.07	109.05	122.20	-13.15	Peak	No Limit
2	5850.0000	45.33	20.11	65.44	122.20	-56.76	Peak	
3	5860.0000	44.39	20.12	64.51	109.40	-44.89	Peak	

REMARKS:
(1) Measurement Value = Reading Level + Correct Factor.
(2) Margin Level = Measurement Value - Limit Value.

Test Mode	UNII-3_TX AC(VHT40) Mode 5795 MHz	Polarization	Horizontal

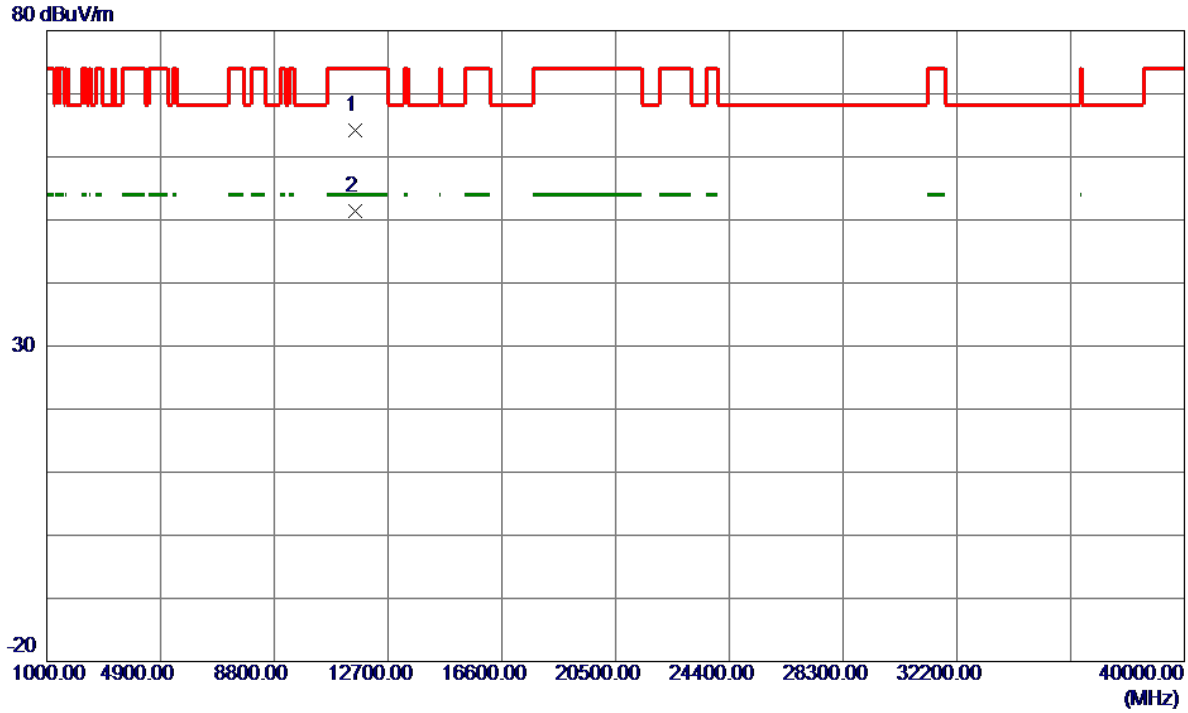

No.	Freq.	Reading Level	Correct Factor	Measure ment	Limit	Margin		
	MHz	dBuV/m	dB	dBuV/m	dBuV/m	dB	Detector	Comment
1	11586.8099	46.94	17.27	64.21	74.00	-9.79	Peak	
2 *	11588.7100	34.19	17.27	51.46	54.00	-2.54	AVG	

REMARKS:
(1) Measurement Value = Reading Level + Correct Factor.
(2) Margin Level = Measurement Value - Limit Value.

Test Mode	UNII-3_TX AC(VHT80) Mode 5775 MHz	Polarization	Vertical

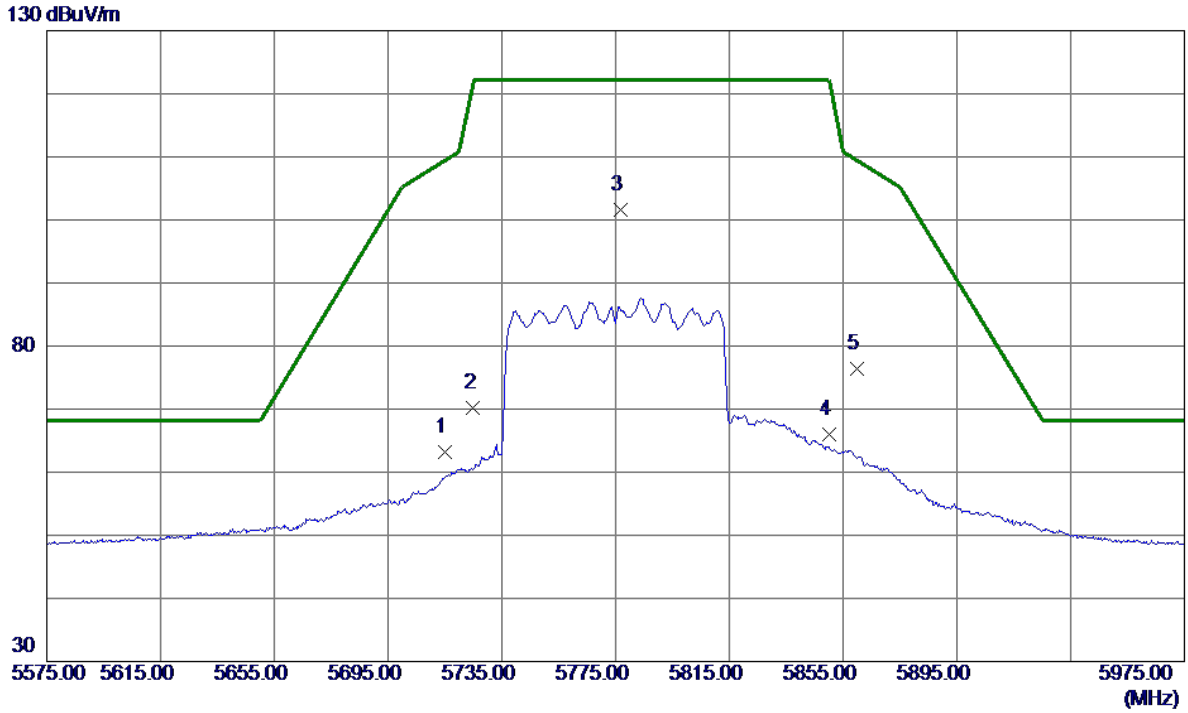

No.	Freq.	Reading Level	Correct Factor	Measure ment	Limit	Margin		
	MHz	dBuV/m	dB	dBuV/m	dBuV/m	dB	Detector	Comment
1	5715.0000	43.21	20.01	63.22	109.40	-46.18	Peak	
2	5725.0000	50.11	20.02	70.13	122.20	-52.07	Peak	
3 *	5776.6000	81.50	20.06	101.56	122.20	-20.64	Peak	No Limit
4	5850.0000	45.94	20.11	66.05	122.20	-56.15	Peak	
5	5860.0000	56.24	20.12	76.36	109.40	-33.04	Peak	

REMARKS:
(1) Measurement Value = Reading Level + Correct Factor.
(2) Margin Level = Measurement Value - Limit Value.

Test Mode	UNII-3_TX AC(VHT80) Mode 5775 MHz	Polarization	Vertical

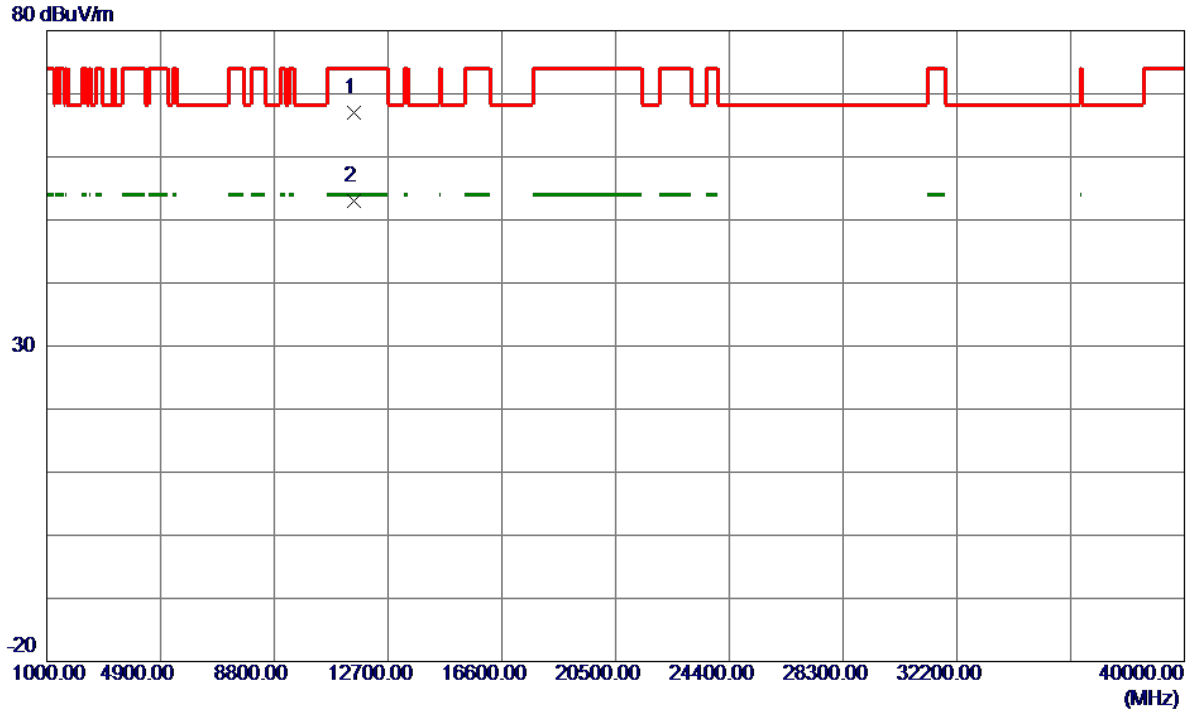

No.	Freq.	Reading Level	Correct Factor	Measure ment	Limit	Margin		
	MHz	dBuV/m	dB	dBuV/m	dBuV/m	dB	Detector	Comment
1	11549.7900	49.81	17.24	67.05	74.00	-6.95	Peak	
2 *	11550.0550	35.85	17.24	53.09	54.00	-0.91	AVG	

REMARKS:
(1) Measurement Value = Reading Level + Correct Factor.
(2) Margin Level = Measurement Value - Limit Value.

Test Mode	UNII-3_TX AC(VHT80) Mode 5775 MHz	Polarization	Horizontal

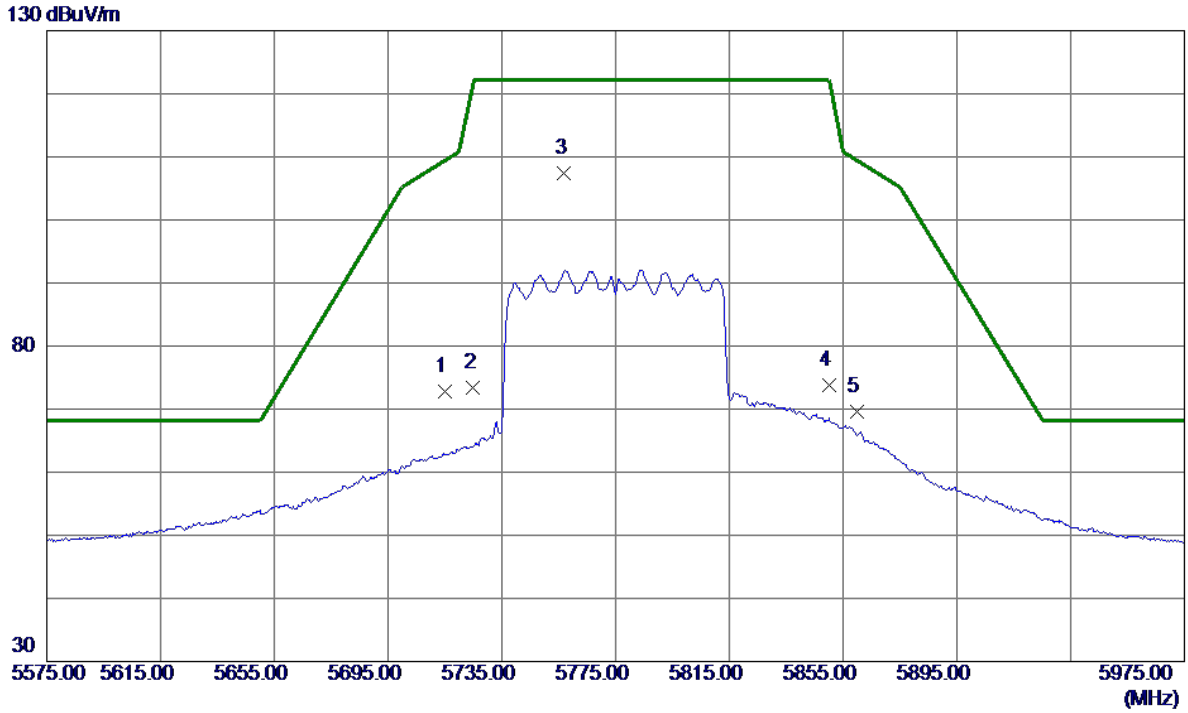

No.	Freq.	Reading Level	Correct Factor	Measure ment	Limit	Margin		
	MHz	dBuV/m	dB	dBuV/m	dBuV/m	dB	Detector	Comment
1	5715.0000	52.79	20.01	72.80	109.40	-36.60	Peak	
2	5725.0000	53.45	20.02	73.47	122.20	-48.73	Peak	
3 *	5757.0000	87.32	20.04	107.36	122.20	-14.84	Peak	No Limit
4	5850.0000	53.69	20.11	73.80	122.20	-48.40	Peak	
5	5860.0000	49.53	20.12	69.65	109.40	-39.75	Peak	

REMARKS:
(1) Measurement Value = Reading Level + Correct Factor.
(2) Margin Level = Measurement Value - Limit Value.

Test Mode	UNII-3_TX AC(VHT80) Mode 5775 MHz	Polarization	Horizontal

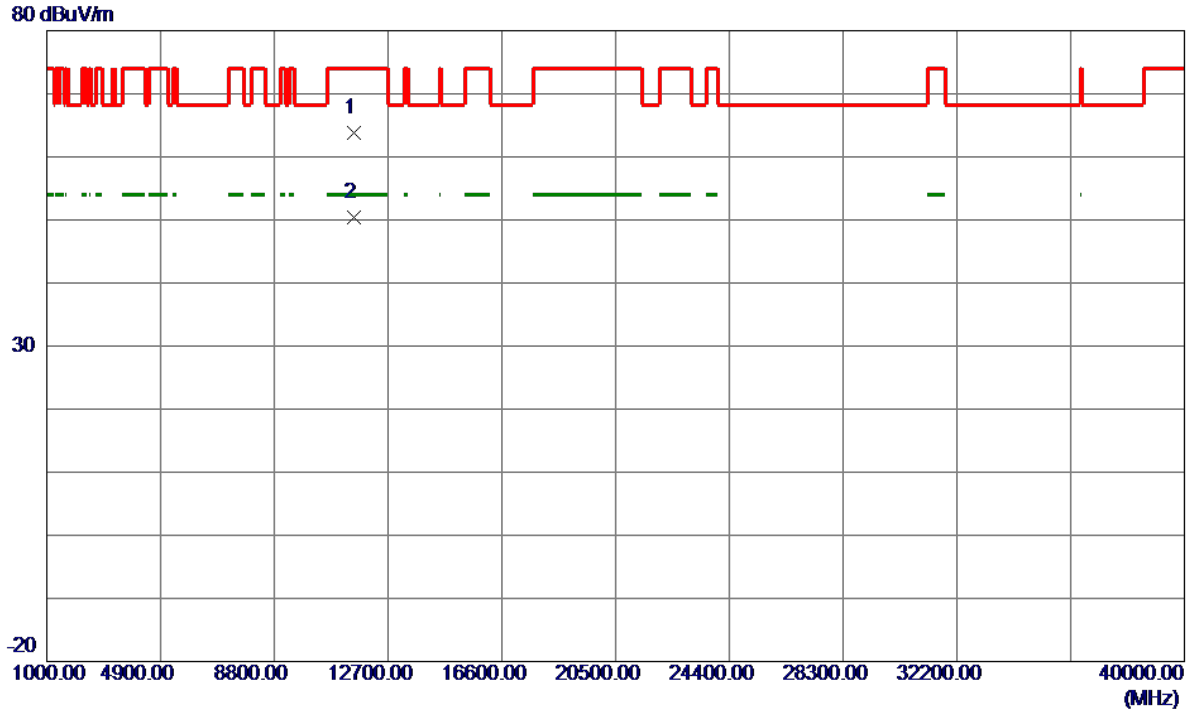

No.	Freq.	Reading Level	Correct Factor	Measure ment	Limit	Margin		
	MHz	dBuV/m	dB	dBuV/m	dBuV/m	dB	Detector	Comment
1	11548.0400	46.66	17.23	63.89	74.00	-10.11	Peak	
2 *	11550.2050	33.12	17.24	50.36	54.00	-3.64	AVG	

REMARKS:
(1) Measurement Value = Reading Level + Correct Factor.
(2) Margin Level = Measurement Value - Limit Value.

APPENDIX E - BANDWIDTH

Test Mode	UNII-1_TX A Mode

Channel	Frequency (MHz)	26 dB Bandwidth (MHz)	99 % Occupied Bandwidth (MHz)
36	5180	40.85	19.70
40	5200	36.69	17.40
48	5240	36.75	17.60

CH36

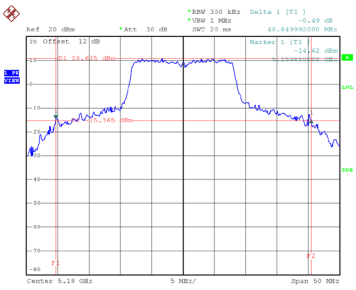

Date: 17.MAR.2021 13:49:10

CH40

26 dB Bandwidth

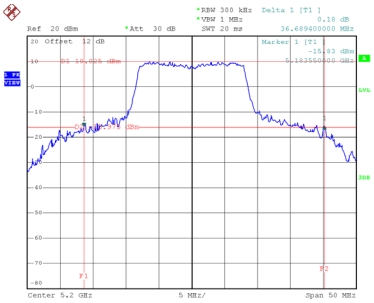

Date: 17.MAR.2021 13:50:07

CH48

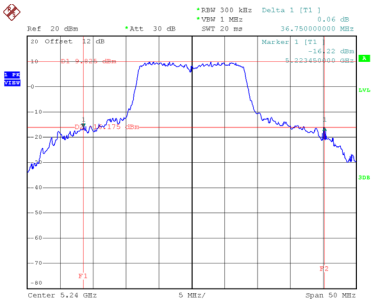

Date: 17.MAR.2021 13:50:52

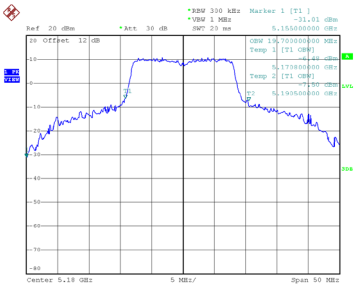

Date: 17.MAR.2021 13:48:54

99 % Occupied Bandwidth

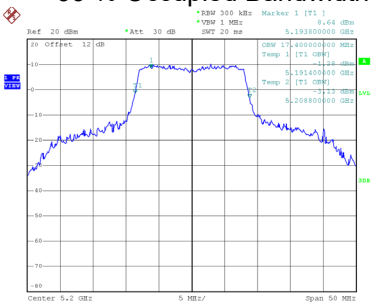

Date: 17.MAR.2021 13:49:50

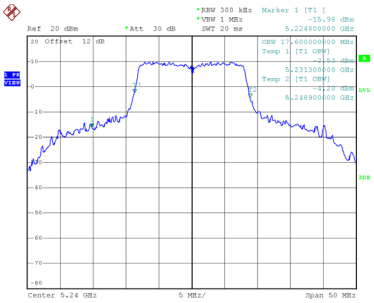

Date: 17.MAR.2021 13:50:36

Test Mode	UNII-1_TX AC(VHT20) Mode

Channel	Frequency (MHz)	26 dB Bandwidth (MHz)	99 % Occupied Bandwidth (MHz)
36	5180	28.99	18.00
40	5200	27.00	18.20
48	5240	23.75	18.10

CH36

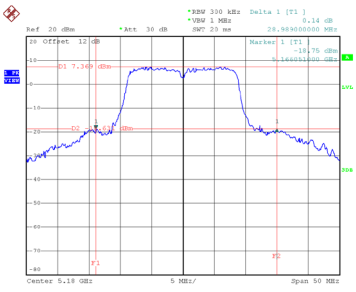

Date: 17.MAR.2021 14:01:57

CH40

26 dB Bandwidth

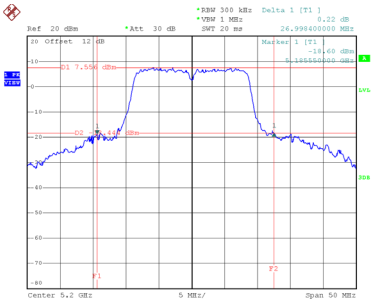

Date: 17.MAR.2021 14:02:54

CH48

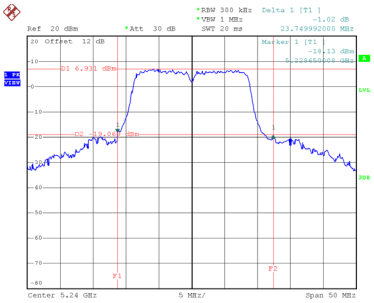

Date: 17.MAR.2021 14:03:52

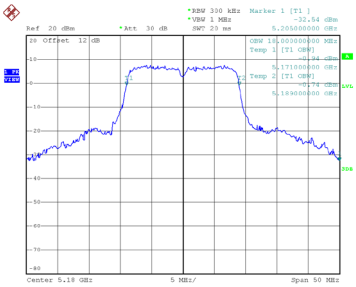

Date: 17.MAR.2021 14:01:33

99 % Occupied Bandwidth

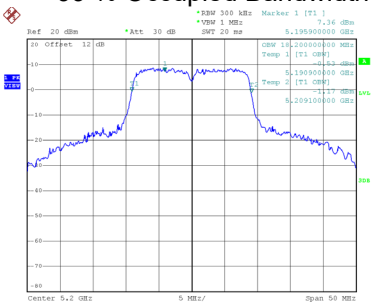

Date: 17.MAR.2021 14:02:24

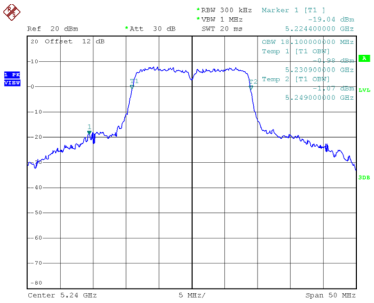

Date: 17.MAR.2021 14:03:29

Test Mode	UNII-1_TX AC(VHT40) Mode

Channel	Frequency (MHz)	26 dB Bandwidth (MHz)	99 % Occupied Bandwidth (MHz)
38	5190	61.20	39.80
46	5230	57.79	38.80

CH38

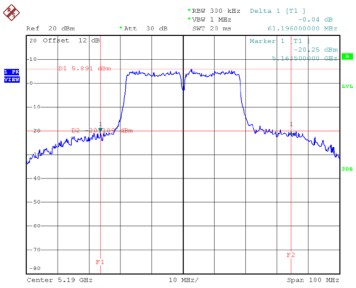

Date: 17.MAR.2021 14:14:46

CH46

26 dB Bandwidth

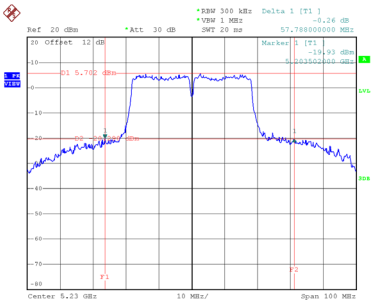

Date: 17.MAR.2021 14:15:49

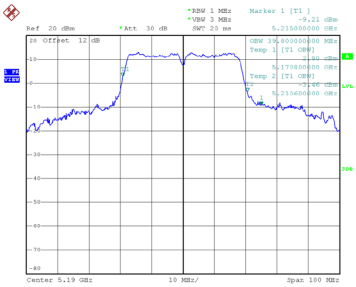

Date: 17.MAR.2021 14:14:15

99 % Occupied Bandwidth

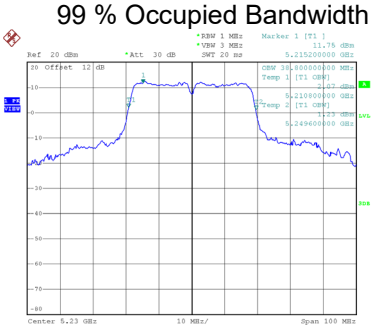

Date: 17.MAR.2021 14:15:14

Test Mode	UNII-1_TX AC(VHT80) Mode

Channel	Frequency (MHz)	26 dB Bandwidth (MHz)	99 % Occupied Bandwidth (MHz)
42	5210	127.80	77.60

CH42

26 dB Bandwidth

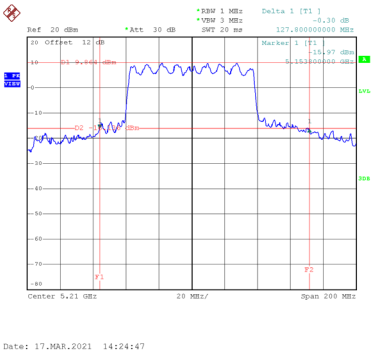

99 % Occupied Bandwidth

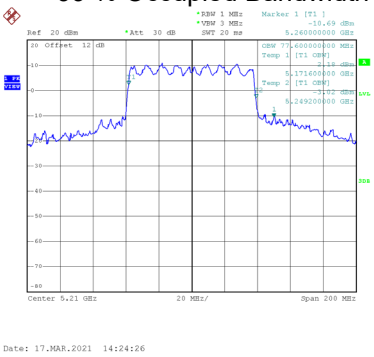

Test Mode	UNII-2A_TX A Mode

Channel	Frequency (MHz)	26 dB Bandwidth (MHz)	99 % Occupied Bandwidth (MHz)
52	5260	25.50	17.10
60	5300	25.29	17.10
64	5320	21.89	17.00

CH52

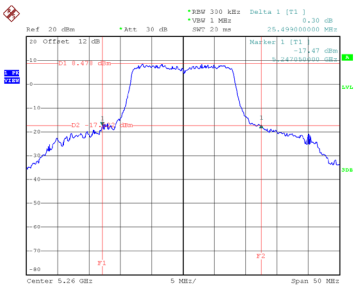

Date: 17.MAR.2021 13:51:38

CH60

26 dB Bandwidth

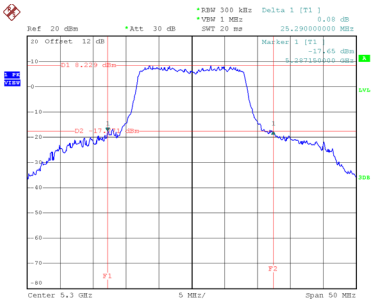

Date: 17.MAR.2021 13:52:39

CH64

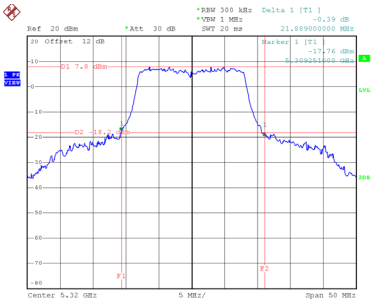

Date: 17.MAR.2021 13:53:38

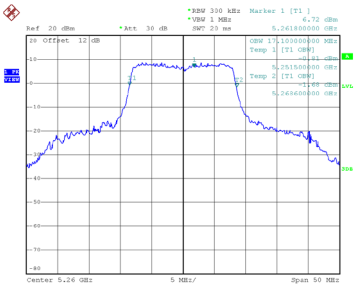

Date: 17.MAR.2021 13:51:16

99 % Occupied Bandwidth

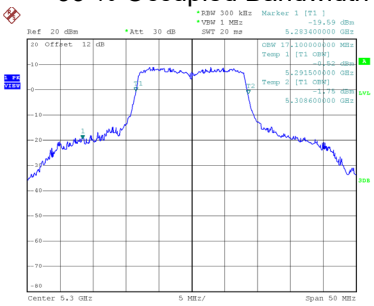

Date: 17.MAR.2021 13:52:16

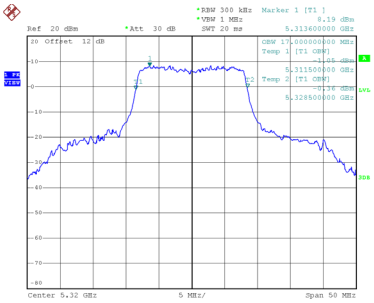

Date: 17.MAR.2021 13:53:05

Test Mode	UNII-2A_TX AC(VHT20) Mode

Channel	Frequency (MHz)	26 dB Bandwidth (MHz)	99 % Occupied Bandwidth (MHz)
52	5260	23.45	18.10
60	5300	31.39	18.40
64	5320	40.71	24.40

CH52

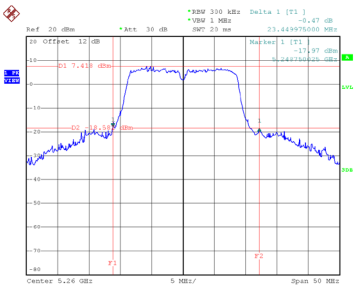

Date: 17.MAR.2021 14:04:55

CH60

26 dB Bandwidth

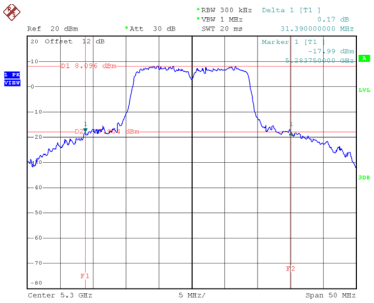

Date: 17.MAR.2021 14:05:48

CH64

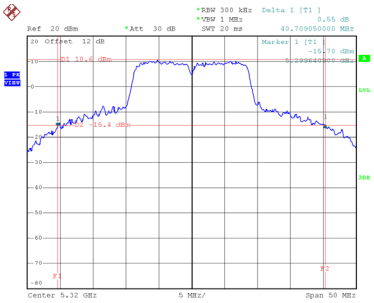

Date: 17.MAR.2021 14:07:00

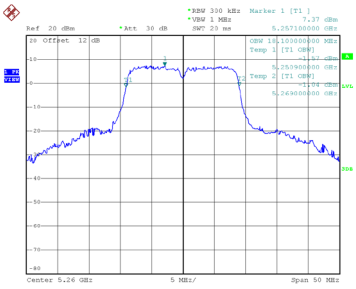

Date: 17.MAR.2021 14:04:22

99 % Occupied Bandwidth

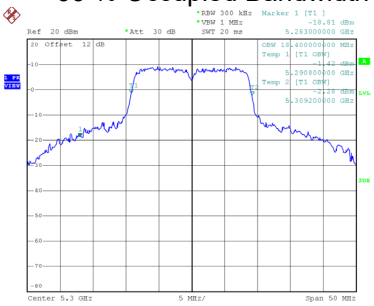

Date: 17.MAR.2021 14:05:25

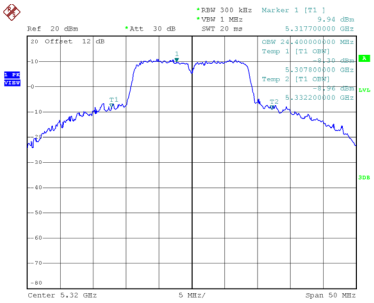

Date: 17.MAR.2021 14:06:45

Test Mode	UNII-2A_TX AC(VHT40) Mode

Channel	Frequency (MHz)	26 dB Bandwidth (MHz)	99 % Occupied Bandwidth (MHz)
54	5270	49.59	38.20
62	5310	49.80	38.40

CH54

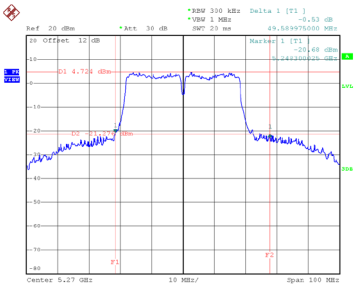

Date: 17.MAR.2021 14:16:44

CH62

26 dB Bandwidth

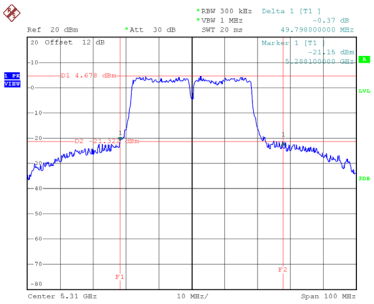

Date: 17.MAR.2021 14:17:41

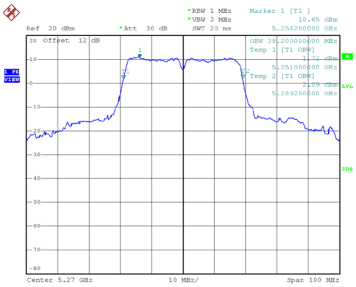

Date: 17.MAR.2021 14:16:18

99 % Occupied Bandwidth

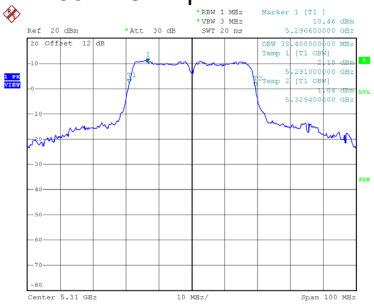

Date: 17.MAR.2021 14:17:17

Test Mode	UNII-2A_TX AC(VHT80) Mode

Channel	Frequency (MHz)	26 dB Bandwidth (MHz)	99 % Occupied Bandwidth (MHz)
58	5290	113.80	76.80

CH58

26 dB Bandwidth

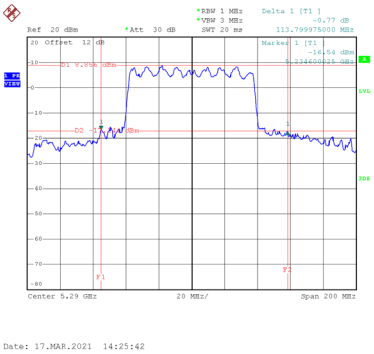

99 % Occupied Bandwidth

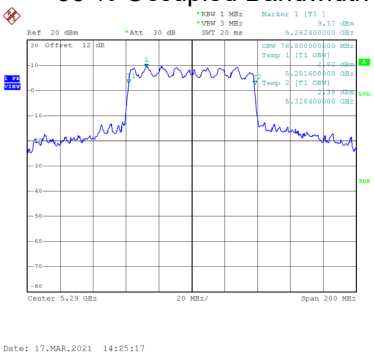

Test Mode	UNII-2C_TX A Mode

Channel	Frequency (MHz)	26 dB Bandwidth (MHz)	99 % Occupied Bandwidth (MHz)
100	5500	34.75	18.30
116	5580	23.49	17.10
140	5700	21.35	16.90

CH100

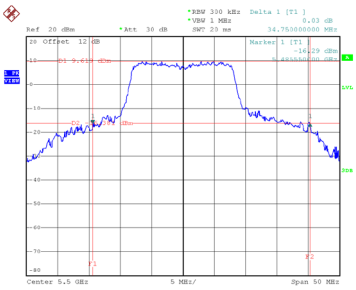

Date: 17.MAR.2021 13:54:30

CH116

26 dB Bandwidth

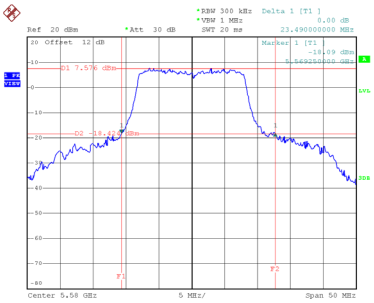

Date: 17.MAR.2021 13:55:42

CH140

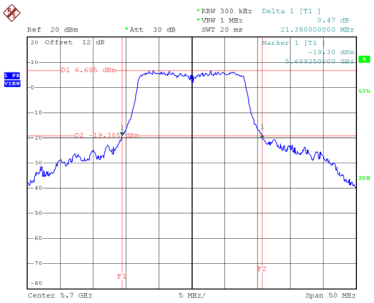

Date: 17.MAR.2021 13:56:42

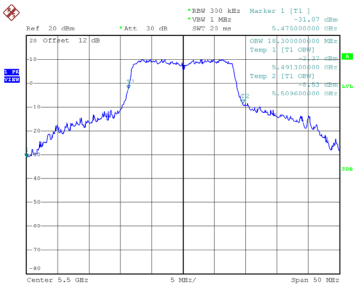

Date: 17.MAR.2021 13:54:10

99 % Occupied Bandwidth

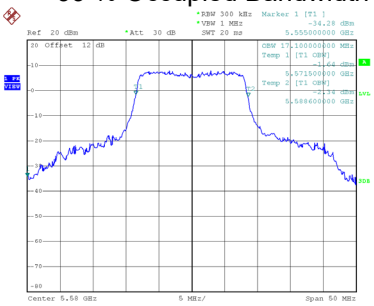

Date: 17.MAR.2021 13:55:14

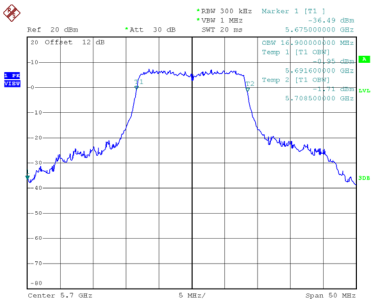

Date: 17.MAR.2021 13:56:16

Test Mode	UNII-2C_TX AC(VHT20) Mode

Channel	Frequency (MHz)	26 dB Bandwidth (MHz)	99 % Occupied Bandwidth (MHz)
100	5500	30.59	18.30
116	5580	29.49	18.20
140	5700	23.90	18.20

CH100

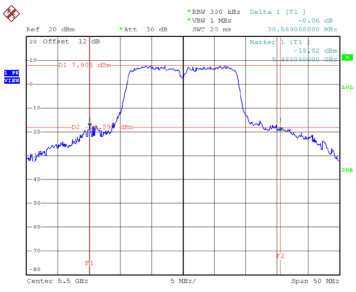

Date: 17.MAR.2021 14:08:22

CH116

26 dB Bandwidth

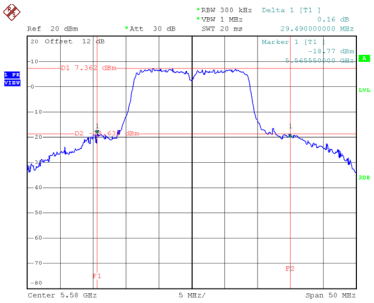

Date: 17.MAR.2021 14:09:18

CH140

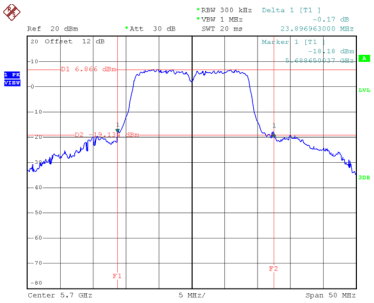

Date: 17.MAR.2021 14:10:24

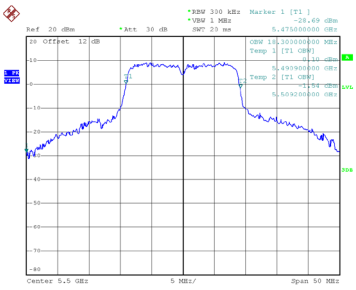

Date: 17.MAR.2021 14:07:58

99 % Occupied Bandwidth

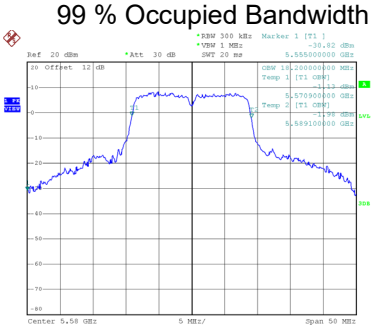

Date: 17.MAR.2021 14:08:55

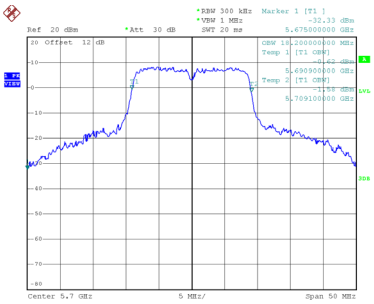

Date: 17.MAR.2021 14:09:46

Test Mode	UNII-2C_TX AC(VHT40) Mode

Channel	Frequency (MHz)	26 dB Bandwidth (MHz)	99 % Occupied Bandwidth (MHz)
102	5510	57.99	39.00
110	5550	65.30	39.80
134	5670	49.30	38.40

CH102

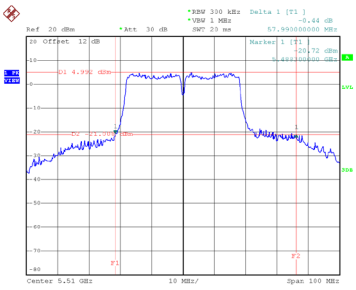

Date: 17.MAR.2021 14:18:36

CH110

26 dB Bandwidth

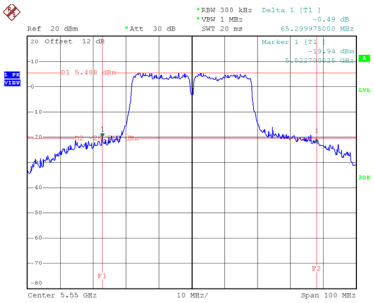

Date: 17.MAR.2021 14:20:35

CH134

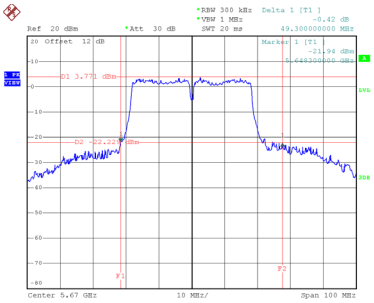

Date: 17.MAR.2021 14:21:29

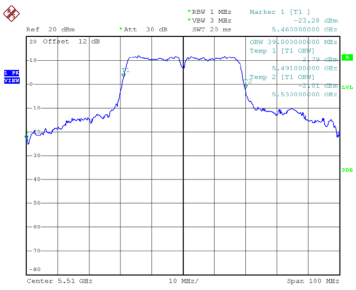

Date: 17.MAR.2021 14:18:11

99 % Occupied Bandwidth

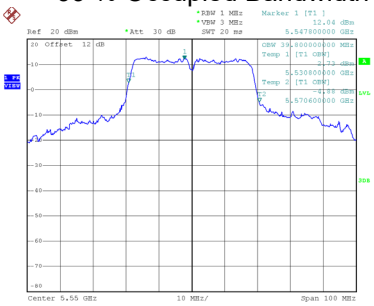

Date: 17.MAR.2021 14:20:16

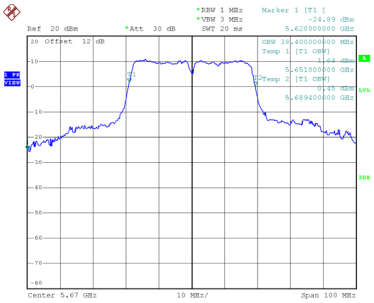

Date: 17.MAR.2021 14:21:07

Test Mode	UNII-2C_TX AC(VHT80) Mode

Channel	Frequency (MHz)	26 dB Bandwidth (MHz)	99 % Occupied Bandwidth (MHz)
106	5530	140.80	77.60
122	5610	98.389	76.80

CH106

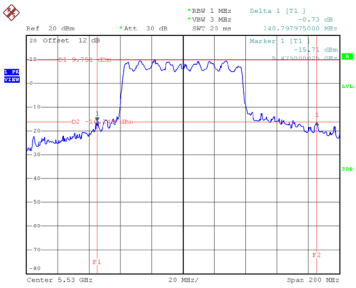

Date: 17.MAR.2021 14:26:35

CH122

26 dB Bandwidth

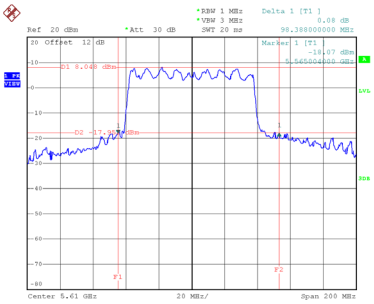

Date: 17.MAR.2021 14:28:15

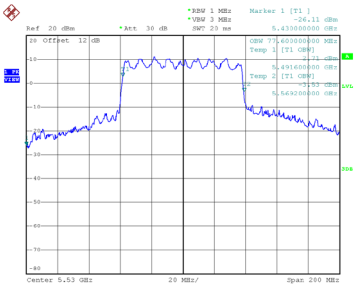

Date: 17.MAR.2021 14:26:12

99 % Occupied Bandwidth

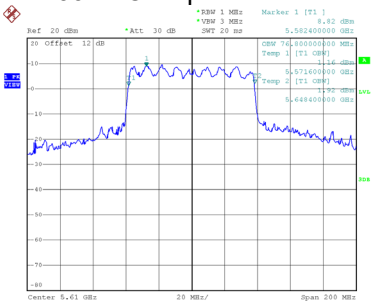

Date: 17.MAR.2021 14:27:16

Test Mode	UNII-3_TX A Mode

Channel	Frequency (MHz)	6 dB Bandwidth (MHz)	99 % Occupied Bandwidth (MHz)	6 dB Bandwidth Min. Limit (MHz)	Result
149	5745	16.35	17.20	0.50	Complies
157	5785	16.35	17.30	0.50	Complies
165	5825	16.35	17.00	0.50	Complies

CH149

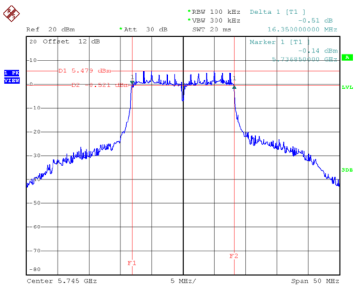

Date: 17.MAR.2021 13:57:38

CH157

6 dB Bandwidth

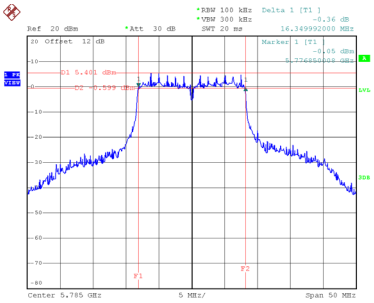

Date: 17.MAR.2021 13:58:55

CH165

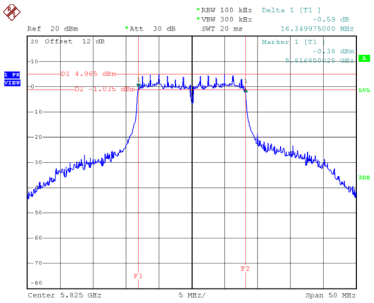

Date: 17.MAR.2021 13:59:54

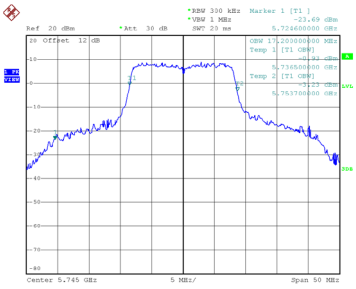

Date: 17.MAR.2021 13:57:09

99 % Occupied Bandwidth

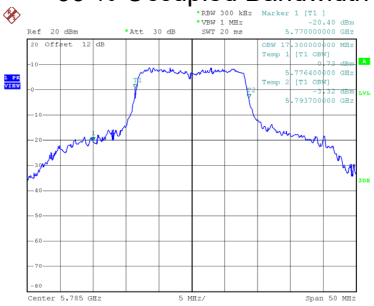

Date: 17.MAR.2021 13:58:24

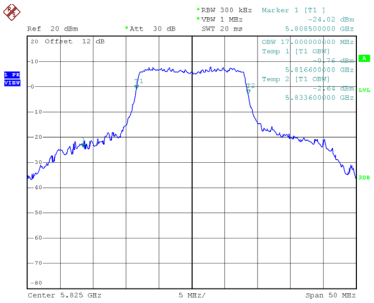

Date: 17.MAR.2021 13:59:26

Test Mode	UNII-3_TX AC(VHT20) Mode

Channel	Frequency (MHz)	6 dB Bandwidth (MHz)	99 % Occupied Bandwidth (MHz)	6 dB Bandwidth Min. Limit (MHz)	Result
149	5745	16.95	18.20	0.50	Complies
157	5785	17.19	18.20	0.50	Complies
165	5825	17.20	18.20	0.50	Complies

CH149

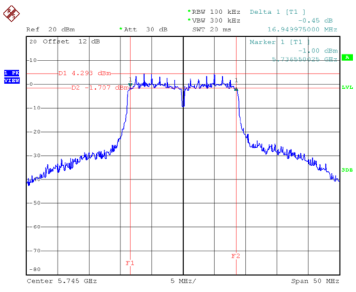

Date: 17.MAR.2021 14:11:18

CH157

6 dB Bandwidth

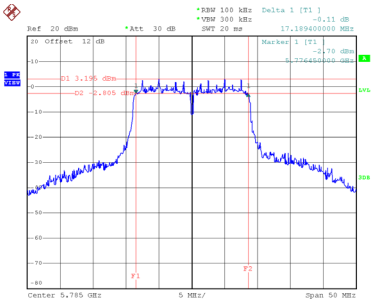

Date: 17.MAR.2021 14:12:12

CH165

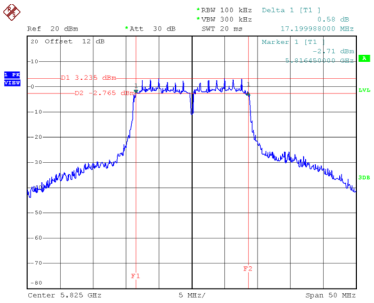

Date: 17.MAR.2021 14:13:05

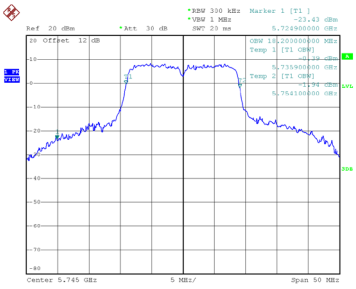

Date: 17.MAR.2021 14:10:50

99 % Occupied Bandwidth

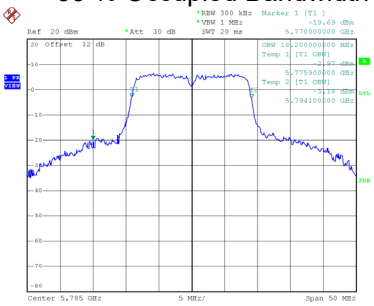

Date: 17.MAR.2021 14:11:43

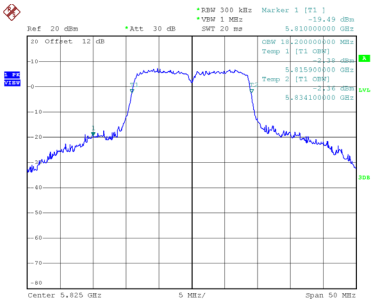

Date: 17.MAR.2021 14:12:36

Test Mode	UNII-3_TX AC(VHT40) Mode

Channel	Frequency (MHz)	6 dB Bandwidth (MHz)	99 % Occupied Bandwidth (MHz)	6 dB Bandwidth Min. Limit (MHz)	Result
151	5755	36.50	38.80	0.50	Complies
159	5795	36.50	38.60	0.50	Complies

CH151

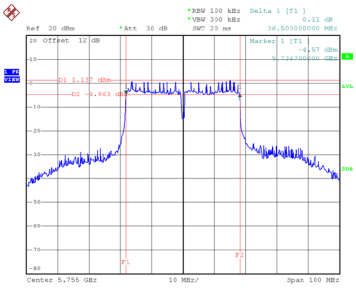

Date: 17.MAR.2021 14:22:38

CH159

6 dB Bandwidth

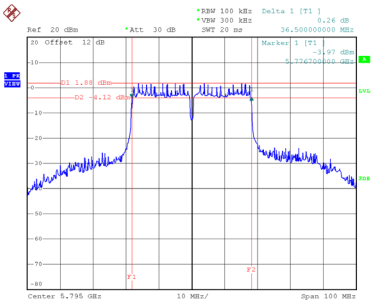

Date: 17.MAR.2021 14:23:34

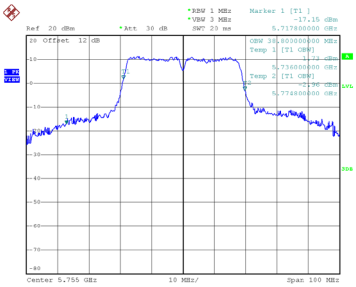

Date: 17.MAR.2021 14:22:10

99 % Occupied Bandwidth

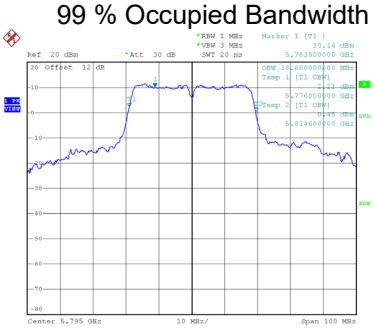

Date: 17.MAR.2021 14:23:06

Test Mode	UNII-3_TX AC(VHT80) Mode

Channel	Frequency (MHz)	6 dB Bandwidth (MHz)	99 % Occupied Bandwidth (MHz)	6 dB Bandwidth Min. Limit (MHz)	Result
155	5775	75.40	78.80	0.50	Complies

CH155

6 dB Bandwidth

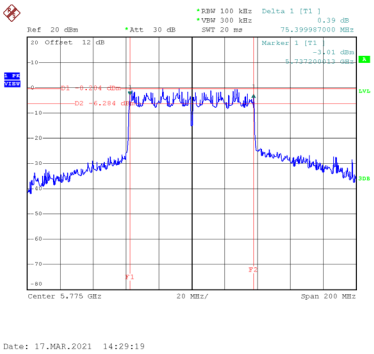

99 % Occupied Bandwidth

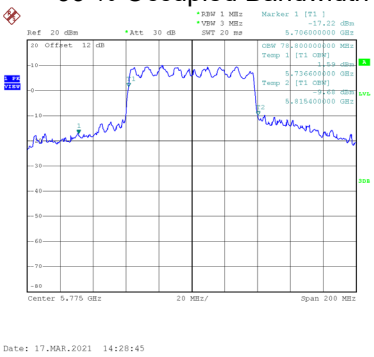

APPENDIX F - MAXIMUM OUTPUT POWER

Test Mode	UNII-1_TX A Mode_Ant. 1

Channel	Frequency (MHz)	Output Power (dBm)	Duty Factor	Output Power + Duty Factor (dBm)	Max. Limit (dBm)	Max. Limit (W)	Result
36	5180	15.95	0.16	16.11	23.98	0.2500	Complies
40	5200	15.62	0.16	15.78	23.98	0.2500	Complies
48	5240	15.69	0.16	15.85	23.98	0.2500	Complies

Test Mode	UNII-1_TX AC(VHT20) Mode_Ant. 1

Channel	Frequency (MHz)	Output Power (dBm)	Duty Factor	Output Power + Duty Factor (dBm)	Max. Limit (dBm)	Max. Limit (W)	Result
36	5180	13.99	0.17	14.16	23.98	0.2500	Complies
40	5200	13.92	0.17	14.09	23.98	0.2500	Complies
48	5240	13.86	0.17	14.03	23.98	0.2500	Complies

Test Mode	UNII-1_TX AC(VHT20) Mode_Ant. 2

Channel	Frequency (MHz)	Output Power (dBm)	Duty Factor	Output Power + Duty Factor (dBm)	Max. Limit (dBm)	Max. Limit (W)	Result
36	5180	13.93	0.17	14.10	23.98	0.2500	Complies
40	5200	13.87	0.17	14.04	23.98	0.2500	Complies
48	5240	13.81	0.17	13.98	23.98	0.2500	Complies

Test Mode	UNII-1_TX AC(VHT20) Mode_Total

Channel	Frequency (MHz)	Output Power (dBm)	Max. Limit (dBm)	Max. Limit (W)	Result
36	5180	17.14	23.98	0.2500	Complies
40	5200	17.07	23.98	0.2500	Complies
48	5240	17.01	23.98	0.2500	Complies

Test Mode	UNII-1_TX AC(VHT40) Mode_Ant. 1

Channel	Frequency (MHz)	Output Power (dBm)	Duty Factor	Output Power + Duty Factor (dBm)	Max. Limit (dBm)	Max. Limit (W)	Result
38	5190	12.36	0.36	12.72	23.98	0.2500	Complies
46	5230	15.23	0.36	15.59	23.98	0.2500	Complies

Test Mode	UNII-1_TX AC(VHT40) Mode_Ant. 2

Channel	Frequency (MHz)	Output Power (dBm)	Duty Factor	Output Power + Duty Factor (dBm)	Max. Limit (dBm)	Max. Limit (W)	Result
38	5190	12.18	0.36	12.54	23.98	0.2500	Complies
46	5230	15.08	0.36	15.44	23.98	0.2500	Complies

Test Mode	UNII-1_TX AC(VHT40) Mode_Total

Channel	Frequency (MHz)	Output Power (dBm)	Max. Limit (dBm)	Max. Limit (W)	Result
38	5190	15.64	23.98	0.2500	Complies
46	5230	18.53	23.98	0.2500	Complies

Test Mode	UNII-1_TX AC(VHT80) Mode_Ant. 1

Channel	Frequency (MHz)	Output Power (dBm)	Duty Factor	Output Power + Duty Factor (dBm)	Max. Limit (dBm)	Max. Limit (W)	Result
42	5210	11.17	0.63	11.80	23.98	0.2500	Complies

Test Mode	UNII-1_TX AC(VHT80) Mode_Ant. 2

Channel	Frequency (MHz)	Output Power (dBm)	Duty Factor	Output Power + Duty Factor (dBm)	Max. Limit (dBm)	Max. Limit (W)	Result
42	5210	11.05	0.63	11.68	23.98	0.2500	Complies

Test Mode	UNII-1_TX AC(VHT80) Mode_Total

Channel	Frequency (MHz)	Output Power (dBm)	Max. Limit (dBm)	Max. Limit (W)	Result
42	5210	14.75	23.98	0.2500	Complies

Test Mode	UNII-2A_TX A Mode_Ant. 1

Channel	Frequency (MHz)	Output Power (dBm)	Duty Factor	Output Power + Duty Factor (dBm)	Max. Limit (dBm)	Max. Limit (W)	Result
52	5260	15.64	0.16	15.80	23.98	0.2500	Complies
60	5300	11.33	0.16	11.49	23.98	0.2500	Complies
64	5320	11.57	0.16	11.73	23.98	0.2500	Complies

Test Mode	UNII-2A_TX AC(VHT20) Mode_Ant. 1

Channel	Frequency (MHz)	Output Power (dBm)	Duty Factor	Output Power + Duty Factor (dBm)	Max. Limit (dBm)	Max. Limit (W)	Result
52	5260	13.75	0.17	13.92	23.98	0.2500	Complies
60	5300	10.45	0.17	10.62	23.98	0.2500	Complies
64	5320	10.87	0.17	11.04	23.98	0.2500	Complies

Test Mode	UNII-2A_TX AC(VHT20) Mode_Ant. 2

Channel	Frequency (MHz)	Output Power (dBm)	Duty Factor	Output Power + Duty Factor (dBm)	Max. Limit (dBm)	Max. Limit (W)	Result
52	5260	13.68	0.17	13.85	23.98	0.2500	Complies
60	5300	11.18	0.17	11.35	23.98	0.2500	Complies
64	5320	11.08	0.17	11.25	23.98	0.2500	Complies

Test Mode	UNII-2A_TX AC(VHT20) Mode_Total

Channel	Frequency (MHz)	Output Power (dBm)	Max. Limit (dBm)	Max. Limit (W)	Result
52	5260	16.89	23.98	0.2500	Complies
60	5300	14.01	23.98	0.2500	Complies
64	5320	14.15	23.98	0.2500	Complies

Test Mode	UNII-2A_TX AC(VHT40) Mode_Ant. 1

Channel	Frequency (MHz)	Output Power (dBm)	Duty Factor	Output Power + Duty Factor (dBm)	Max. Limit (dBm)	Max. Limit (W)	Result
54	5270	15.11	0.36	15.47	23.98	0.2500	Complies
62	5310	13.25	0.36	13.61	23.98	0.2500	Complies

Test Mode	UNII-2A_TX AC(VHT40) Mode_Ant. 2

Channel	Frequency (MHz)	Output Power (dBm)	Duty Factor	Output Power + Duty Factor (dBm)	Max. Limit (dBm)	Max. Limit (W)	Result
54	5270	15.07	0.36	15.43	23.98	0.2500	Complies
62	5310	13.11	0.36	13.47	23.98	0.2500	Complies

Test Mode	UNII-2A_TX AC(VHT40) Mode_Total

Channel	Frequency (MHz)	Output Power (dBm)	Max. Limit (dBm)	Max. Limit (W)	Result
54	5270	18.46	23.98	0.2500	Complies
62	5310	16.55	23.98	0.2500	Complies

Test Mode	UNII-2A_TX AC(VHT80) Mode_Ant. 1

Channel	Frequency (MHz)	Output Power (dBm)	Duty Factor	Output Power + Duty Factor (dBm)	Max. Limit (dBm)	Max. Limit (W)	Result
58	5290	10.03	0.63	10.66	23.98	0.2500	Complies

Test Mode	UNII-2A_TX AC(VHT80) Mode_Ant. 2

Channel	Frequency (MHz)	Output Power (dBm)	Duty Factor	Output Power + Duty Factor (dBm)	Max. Limit (dBm)	Max. Limit (W)	Result
58	5290	10.18	0.63	10.81	23.98	0.2500	Complies

Test Mode	UNII-2A_TX AC(VHT80) Mode_Total

Channel	Frequency (MHz)	Output Power (dBm)	Max. Limit (dBm)	Max. Limit (W)	Result
58	5290	13.75	23.98	0.2500	Complies

Test Mode	UNII-2C_TX A Mode_Ant. 1

Channel	Frequency (MHz)	Output Power (dBm)	Duty Factor	Output Power + Duty Factor (dBm)	Max. Limit (dBm)	Max. Limit (W)	Result
100	5500	11.47	0.16	11.63	23.98	0.2500	Complies
116	5580	11.72	0.16	11.88	23.98	0.2500	Complies
140	5700	11.35	0.16	11.51	23.98	0.2500	Complies

Test Mode	UNII-2C_TX AC(VHT20) Mode_Ant. 1

Channel	Frequency (MHz)	Output Power (dBm)	Duty Factor	Output Power + Duty Factor (dBm)	Max. Limit (dBm)	Max. Limit (W)	Result
100	5500	10.24	0.17	10.41	23.98	0.2500	Complies
116	5580	10.15	0.17	10.32	23.98	0.2500	Complies
140	5700	10.04	0.17	10.21	23.98	0.2500	Complies

Test Mode	UNII-2C_TX AC(VHT20) Mode_Ant. 2

Channel	Frequency (MHz)	Output Power (dBm)	Duty Factor	Output Power + Duty Factor (dBm)	Max. Limit (dBm)	Max. Limit (W)	Result
100	5500	10.17	0.17	10.34	23.98	0.2500	Complies
116	5580	10.24	0.17	10.41	23.98	0.2500	Complies
140	5700	10.58	0.17	10.75	23.98	0.2500	Complies

Test Mode	UNII-2C_TX AC(VHT20) Mode_Total

Channel	Frequency (MHz)	Output Power (dBm)	Max. Limit (dBm)	Max. Limit (W)	Result
100	5500	13.38	23.98	0.2500	Complies
116	5580	13.37	23.98	0.2500	Complies
140	5700	13.50	23.98	0.2500	Complies

Test Mode	UNII-2C_TX AC(VHT40) Mode_Ant. 1

Channel	Frequency (MHz)	Output Power (dBm)	Duty Factor	Output Power + Duty Factor (dBm)	Max. Limit (dBm)	Max. Limit (W)	Result
102	5510	10.54	0.36	10.90	23.98	0.2500	Complies
110	5550	10.15	0.36	10.51	23.98	0.2500	Complies
134	5670	11.28	0.36	11.64	23.98	0.2500	Complies

Test Mode	UNII-2C_TX AC(VHT40) Mode_Ant. 2

Channel	Frequency (MHz)	Output Power (dBm)	Duty Factor	Output Power + Duty Factor (dBm)	Max. Limit (dBm)	Max. Limit (W)	Result
102	5510	10.38	0.36	10.74	23.98	0.2500	Complies
110	5550	10.33	0.36	10.69	23.98	0.2500	Complies
134	5670	10.41	0.36	10.77	23.98	0.2500	Complies

Test Mode	UNII-2C_TX AC(VHT40) Mode_Total

Channel	Frequency (MHz)	Output Power (dBm)	Max. Limit (dBm)	Max. Limit (W)	Result
102	5510	13.83	23.98	0.2500	Complies
110	5550	13.61	23.98	0.2500	Complies
134	5670	14.24	23.98	0.2500	Complies

Test Mode	UNII-2C_TX AC(VHT80) Mode_Ant. 1

Channel	Frequency (MHz)	Output Power (dBm)	Duty Factor	Output Power + Duty Factor (dBm)	Max. Limit (dBm)	Max. Limit (W)	Result
106	5530	10.12	0.63	10.75	23.98	0.2500	Complies
122	5610	13.56	0.63	14.19	23.98	0.2500	Complies

Test Mode	UNII-2C_TX AC(VHT80) Mode_Ant. 2

Channel	Frequency (MHz)	Output Power (dBm)	Duty Factor	Output Power + Duty Factor (dBm)	Max. Limit (dBm)	Max. Limit (W)	Result
106	5530	10.24	0.63	10.87	23.98	0.2500	Complies
122	5610	12.96	0.63	13.59	23.98	0.2500	Complies

Test Mode	UNII-2C_TX AC(VHT80) Mode_Total

Channel	Frequency (MHz)	Output Power (dBm)	Max. Limit (dBm)	Max. Limit (W)	Result
106	5530	13.82	23.98	0.2500	Complies
122	5610	16.91	23.98	0.2500	Complies

Test Mode	UNII-3_TX A Mode_Ant. 1

Channel	Frequency (MHz)	Output Power (dBm)	Duty Factor	Output Power + Duty Factor (dBm)	Max. Limit (dBm)	Max. Limit (W)	Result
149	5745	12.94	0.16	13.10	30.00	1.0000	Complies
157	5785	12.53	0.16	12.69	30.00	1.0000	Complies
165	5825	12.86	0.16	13.02	30.00	1.0000	Complies

Test Mode	UNII-3_TX AC(VHT20) Mode_Ant. 1

Channel	Frequency (MHz)	Output Power (dBm)	Duty Factor	Output Power + Duty Factor (dBm)	Max. Limit (dBm)	Max. Limit (W)	Result
149	5745	12.14	0.17	12.31	30.00	1.0000	Complies
157	5785	11.84	0.17	12.01	30.00	1.0000	Complies
165	5825	11.25	0.17	11.42	30.00	1.0000	Complies

Test Mode	UNII-3_TX AC(VHT20) Mode_Ant. 2

Channel	Frequency (MHz)	Output Power (dBm)	Duty Factor	Output Power + Duty Factor (dBm)	Max. Limit (dBm)	Max. Limit (W)	Result
149	5745	12.37	0.17	12.54	30.00	1.0000	Complies
157	5785	11.79	0.17	11.96	30.00	1.0000	Complies
165	5825	11.64	0.17	11.81	30.00	1.0000	Complies

Test Mode	UNII-3_TX AC(VHT20) Mode_Total

Channel	Frequency (MHz)	Output Power (dBm)	Max. Limit (dBm)	Max. Limit (W)	Result
149	5745	15.43	30.00	1.0000	Complies
157	5785	14.99	30.00	1.0000	Complies
165	5825	14.63	30.00	1.0000	Complies

Test Mode	UNII-3_TX AC(VHT40) Mode_Ant. 1

Channel	Frequency (MHz)	Output Power (dBm)	Duty Factor	Output Power + Duty Factor (dBm)	Max. Limit (dBm)	Max. Limit (W)	Result
151	5755	13.94	0.36	14.30	30.00	1.0000	Complies
159	5795	13.76	0.36	14.12	30.00	1.0000	Complies

Test Mode	UNII-3_TX AC(VHT40) Mode_Ant. 2

Channel	Frequency (MHz)	Output Power (dBm)	Duty Factor	Output Power + Duty Factor (dBm)	Max. Limit (dBm)	Max. Limit (W)	Result
151	5755	13.88	0.36	14.24	30.00	1.0000	Complies
159	5795	13.59	0.36	13.95	30.00	1.0000	Complies

Test Mode	UNII-3_TX AC(VHT40) Mode_Total

Channel	Frequency (MHz)	Output Power (dBm)	Max. Limit (dBm)	Max. Limit (W)	Result
151	5755	17.28	30.00	1.0000	Complies
159	5795	17.05	30.00	1.0000	Complies

Test Mode	UNII-3_TX AC(VHT80) Mode_Ant. 1

Channel	Frequency (MHz)	Output Power (dBm)	Duty Factor	Output Power + Duty Factor (dBm)	Max. Limit (dBm)	Max. Limit (W)	Result
155	5775	13.62	0.63	14.25	30.00	1.0000	Complies

Test Mode	UNII-3_TX AC(VHT80) Mode_Ant. 2

Channel	Frequency (MHz)	Output Power (dBm)	Duty Factor	Output Power + Duty Factor (dBm)	Max. Limit (dBm)	Max. Limit (W)	Result
155	5775	13.47	0.63	14.10	30.00	1.0000	Complies

Test Mode	UNII-3_TX AC(VHT80) Mode_Total

Channel	Frequency (MHz)	Output Power (dBm)	Max. Limit (dBm)	Max. Limit (W)	Result
155	5775	17.19	30.00	1.0000	Complies

APPENDIX G - POWER SPECTRAL DENSITY

Test Mode	UNII-1_TX A Mode_Ant. 1

Channel	Frequency (MHz)	Power Spectral Density (dBm/MHz)	Duty Factor	Power Spectral Density + Duty Factor (dBm/MHz)	Max. Limit (dBm/MHz)	Result
36	5180	4.57	0.16	4.73	11.00	Complies
40	5200	5.24	0.16	5.40	11.00	Complies
48	5240	5.14	0.16	5.30	11.00	Complies

CH36

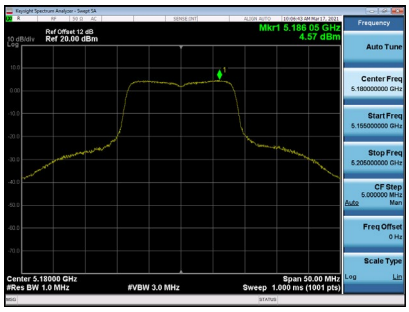

CH40

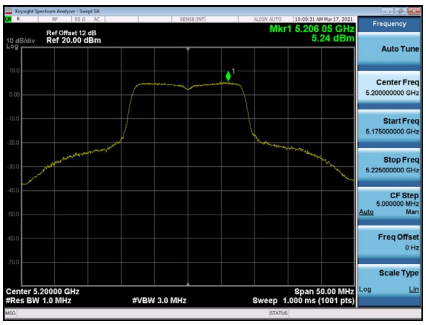

CH48

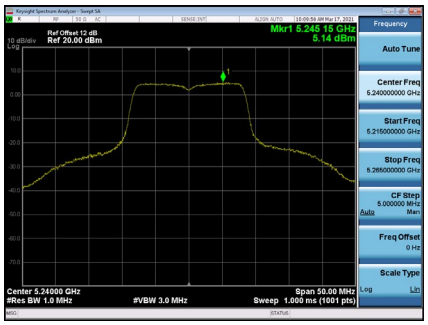

Test Mode	UNII-1_TX AC(VHT20) Mode_Ant. 1

Channel	Frequency (MHz)	Power Spectral Density (dBm/MHz)	Duty Factor	Power Spectral Density + Duty Factor (dBm/MHz)	Max. Limit (dBm/MHz)	Result
36	5180	4.45	0.17	4.62	11.00	Complies
40	5200	3.90	0.17	4.07	11.00	Complies
48	5240	3.69	0.17	3.86	11.00	Complies

CH36

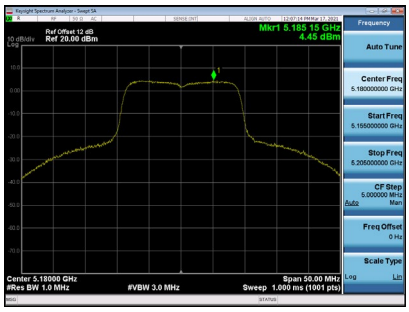

CH40

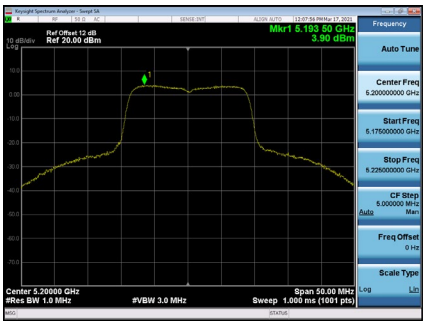

CH48

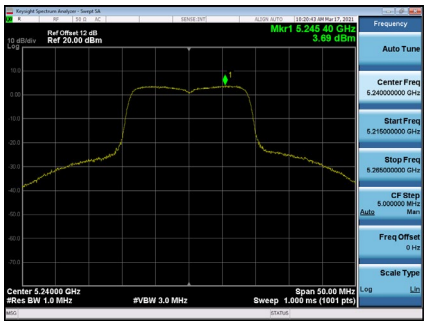

Test Mode	UNII-1_TX AC(VHT20) Mode_Ant. 2

Channel	Frequency (MHz)	Power Spectral Density (dBm/MHz)	Duty Factor	Power Spectral Density + Duty Factor (dBm/MHz)	Max. Limit (dBm/MHz)	Result
36	5180	6.88	0.17	7.05	11.00	Complies
40	5200	5.40	0.17	5.57	11.00	Complies
48	5240	5.51	0.17	5.68	11.00	Complies

CH36

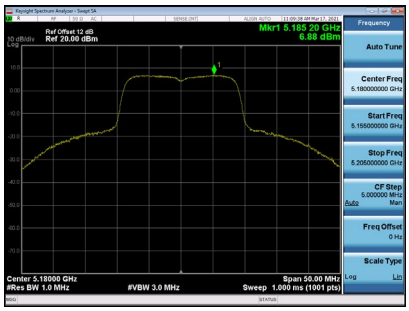

CH40

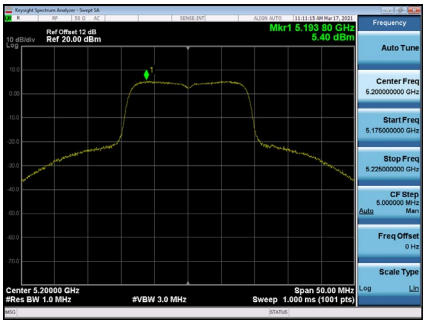

CH48

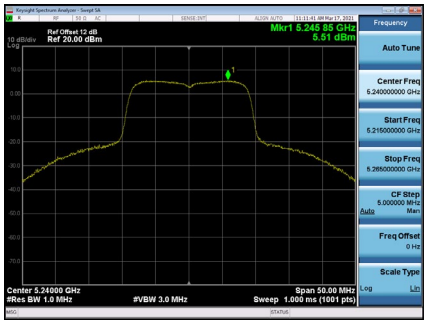

Test Mode	UNII-1_TX AC(VHT20) Mode_Total

Channel	Frequency (MHz)	Power Spectral Density (dBm/MHz)	Max. Limit (dBm/MHz)	Result
36	5180	9.01	11.00	Complies
40	5200	7.89	11.00	Complies
48	5240	7.87	11.00	Complies

Test Mode	UNII-1_TX AC(VHT40) Mode_Ant. 1

Channel	Frequency (MHz)	Power Spectral Density (dBm/MHz)	Duty Factor	Power Spectral Density + Duty Factor (dBm/MHz)	Max. Limit (dBm/MHz)	Result
38	5190	-0.32	0.36	0.04	11.00	Complies
46	5230	0.69	0.36	1.05	11.00	Complies

CH38

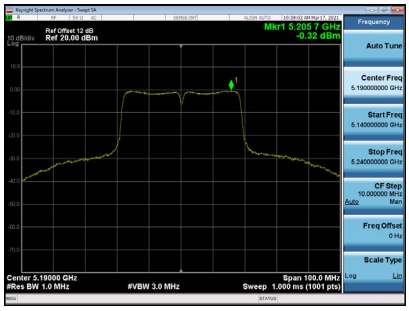

CH46

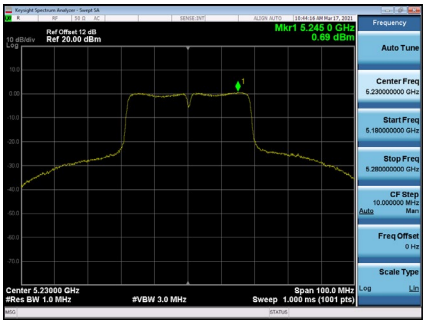

Test Mode	UNII-1_TX AC(VHT40) Mode_Ant. 2

Channel	Frequency (MHz)	Power Spectral Density (dBm/MHz)	Duty Factor	Power Spectral Density + Duty Factor (dBm/MHz)	Max. Limit (dBm/MHz)	Result
38	5190	1.58	0.36	1.94	11.00	Complies
46	5230	1.78	0.36	2.14	11.00	Complies

CH38

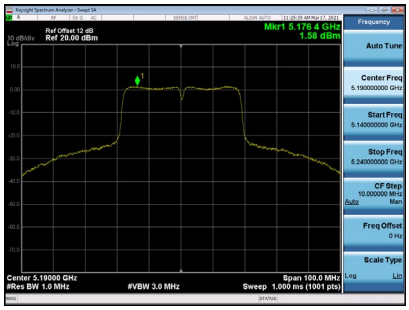

CH46

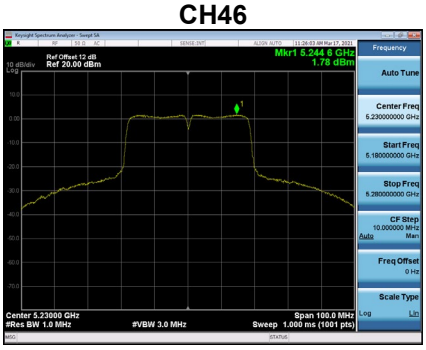

Test Mode	UNII-1_TX AC(VHT40) Mode_Total

Channel	Frequency (MHz)	Power Spectral Density (dBm/MHz)	Max. Limit (dBm/MHz)	Result
38	5190	4.10	11.00	Complies
46	5230	4.64	11.00	Complies

Test Mode	UNII-1_TX AC(VHT80) Mode_Ant. 1

Channel	Frequency (MHz)	Power Spectral Density (dBm/MHz)	Duty Factor	Power Spectral Density + Duty Factor (dBm/MHz)	Max. Limit (dBm/MHz)	Result
42	5210	-1.45	0.63	-0.82	11.00	Complies

CH42

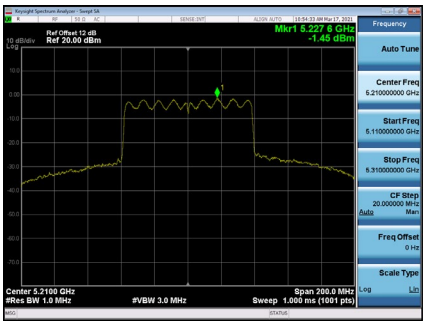

Test Mode	UNII-1_TX AC(VHT80) Mode_Ant. 2

Channel	Frequency (MHz)	Power Spectral Density (dBm/MHz)	Duty Factor	Power Spectral Density + Duty Factor (dBm/MHz)	Max. Limit (dBm/MHz)	Result
42	5210	-0.74	0.63	-0.11	11.00	Complies

CH42

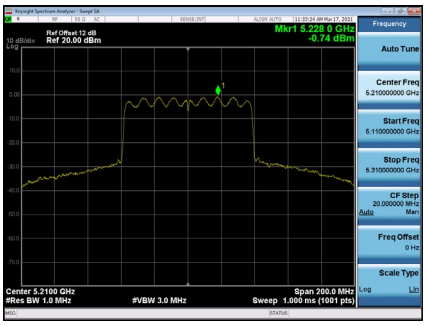

Test Mode	UNII-1_TX AC(VHT80) Mode_Total

Channel	Frequency (MHz)	Power Spectral Density (dBm/MHz)	Max. Limit (dBm/MHz)	Result
42	5210	2.56	11.00	Complies