802.11g Out-of-Band Emissions - Ant 0

Channel 01 (2412MHz)

Low Band Edge

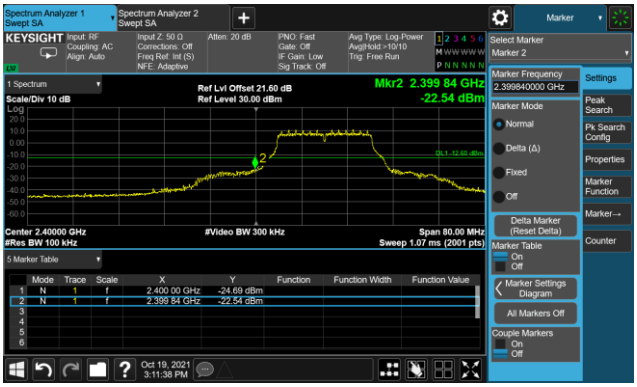

Spurious Emission

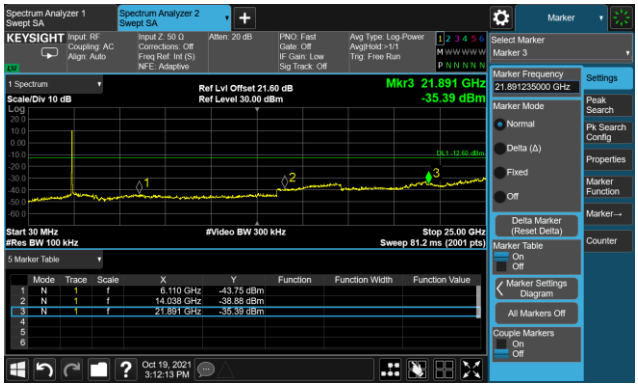

Channel 06 (2437MHz)

Spurious Emission

Channel 11 (2462MHz)

High Band Edge

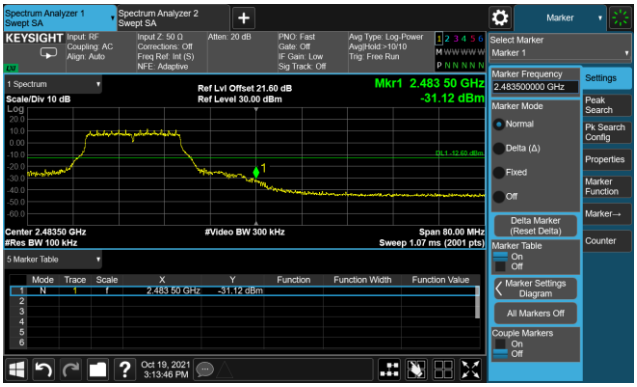

Spurious Emission

802.11n-HT20 Out-of-Band Emissions - Ant 0

Channel 01 (2412MHz)

Low Band Edge	Spurious Emission
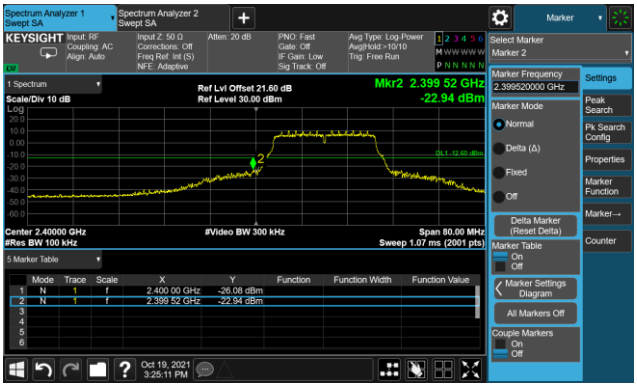	

Channel 06 (2437MHz)

Spurious Emission	

Channel 11 (2462MHz)

High Band Edge	Spurious Emission
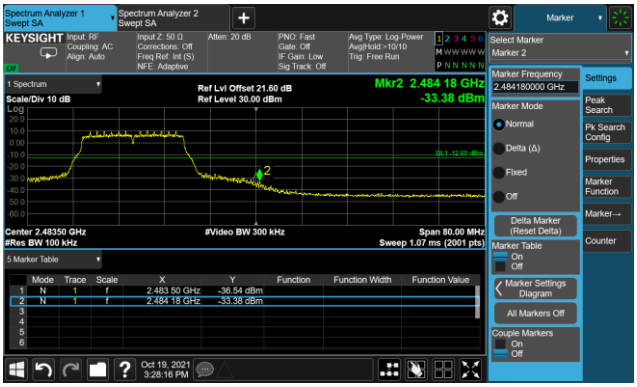	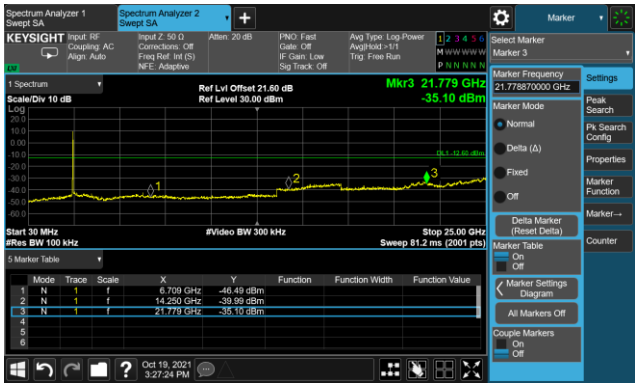

802.11n-HT40 Out-of-Band Emissions - Ant 0

Channel 03 (2422MHz)

Low Band Edge	Spurious Emission
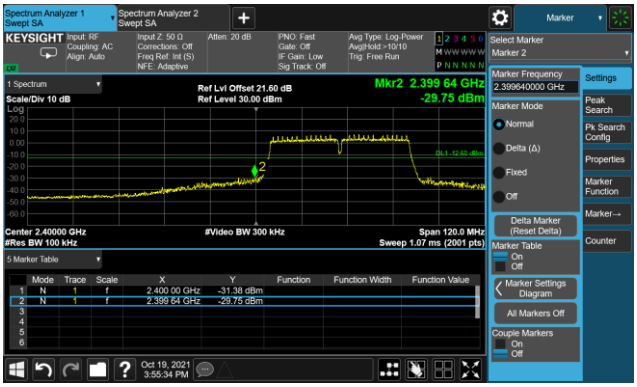	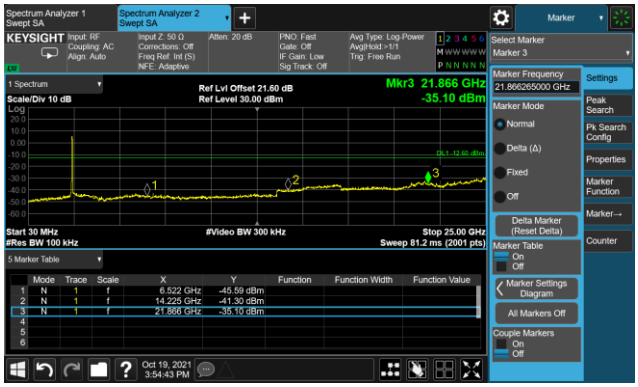

Channel 06 (2437MHz)

Spurious Emission	

Channel 09 (2452MHz)

High Band Edge	Spurious Emission
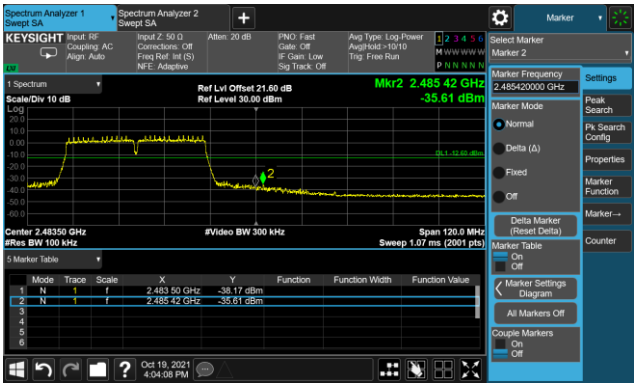	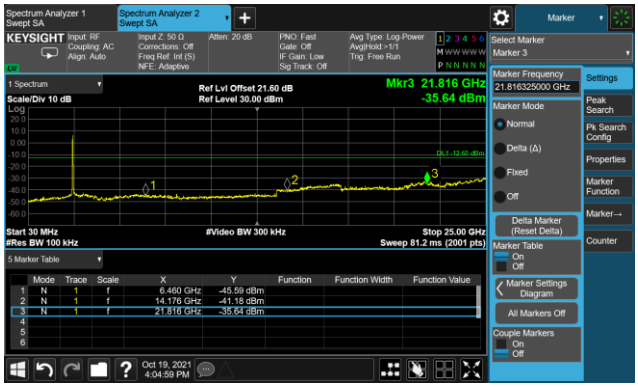

802.11ax-HE20 Out-of-Band Emissions - Ant 0

Channel 01 (2412MHz)

Low Band Edge

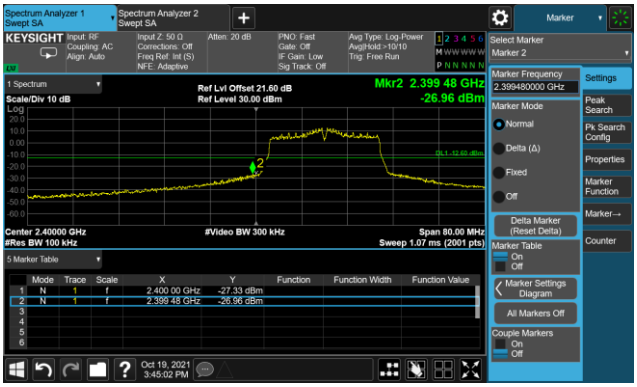

Spurious Emission

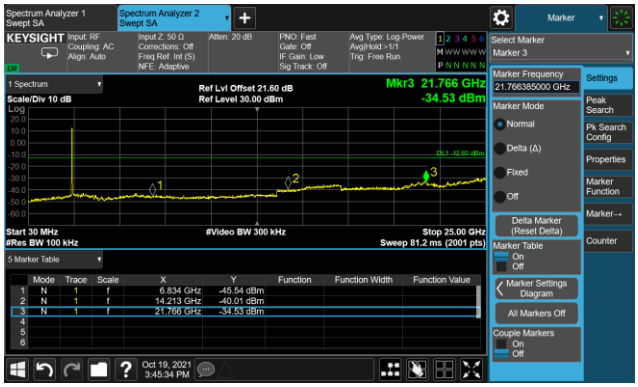

Channel 06 (2437MHz)

Spurious Emission

Channel 11 (2462MHz)

High Band Edge

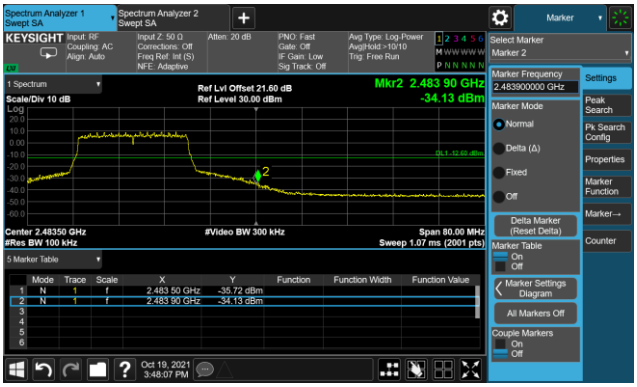

Spurious Emission

802.11ax-HE40 Out-of-Band Emissions - Ant 0

Channel 03 (2422MHz)

Low Band Edge	Spurious Emission
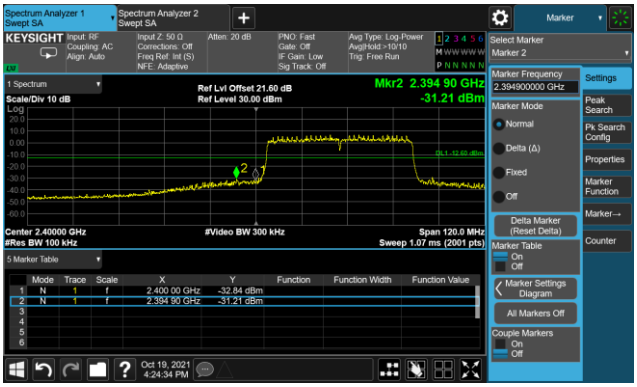	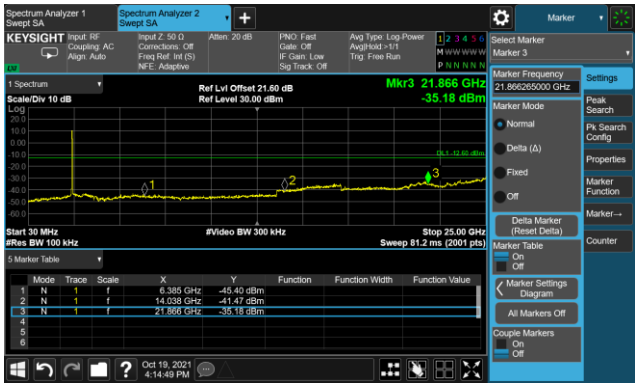

Channel 06 (2437MHz)

Spurious Emission	

Channel 09 (2452MHz)

High Band Edge	Spurious Emission
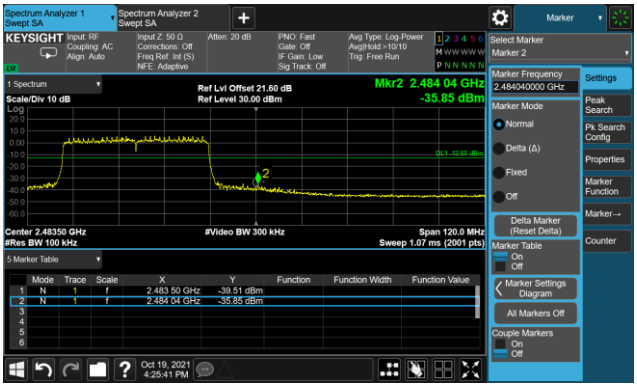	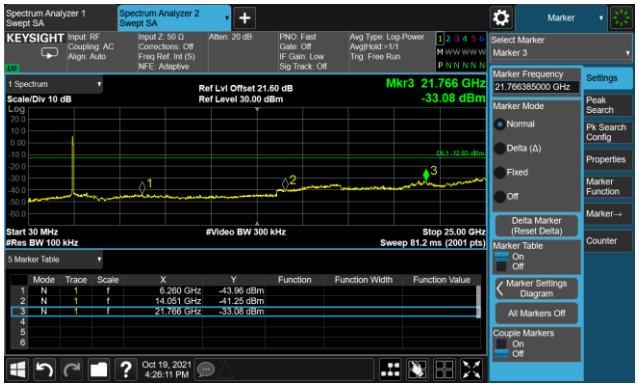

802.11b Out-of-Band Emissions - Ant 1

Channel 01 (2412MHz)

Low Band Edge	Spurious Emission
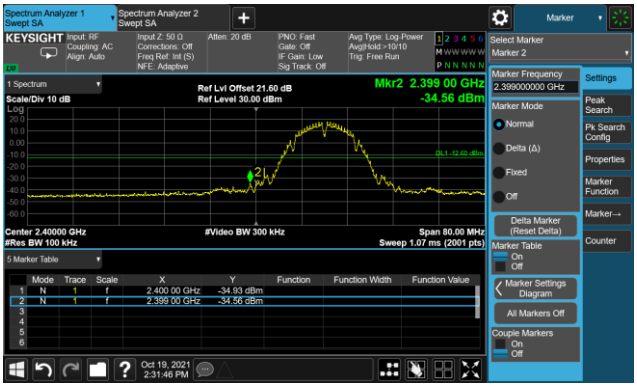	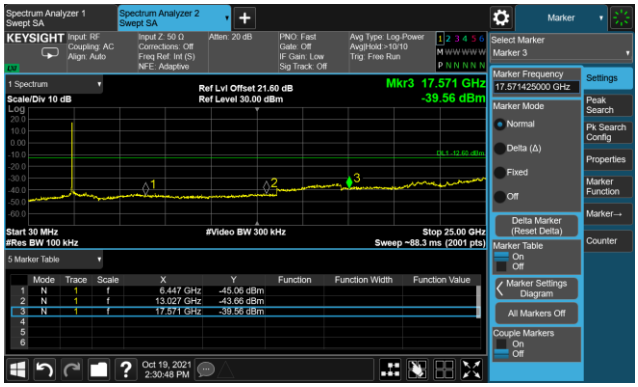

Channel 06 (2437MHz)

Spurious Emission	

Channel 11 (2462MHz)

High Band Edge	Spurious Emission
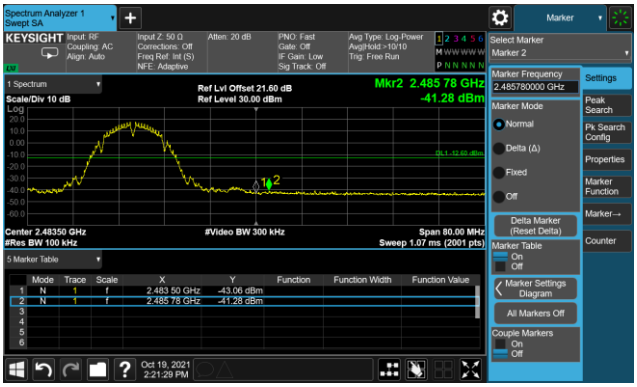	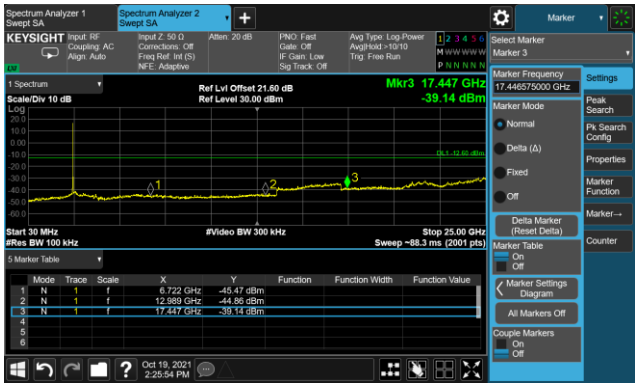

802.11g Out-of-Band Emissions - Ant 1

Channel 01 (2412MHz)

Low Band Edge

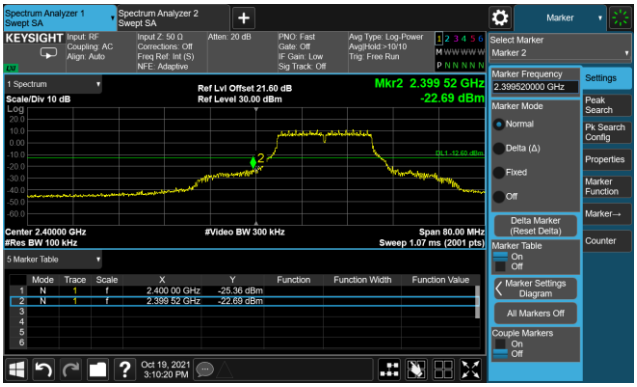

Spurious Emission

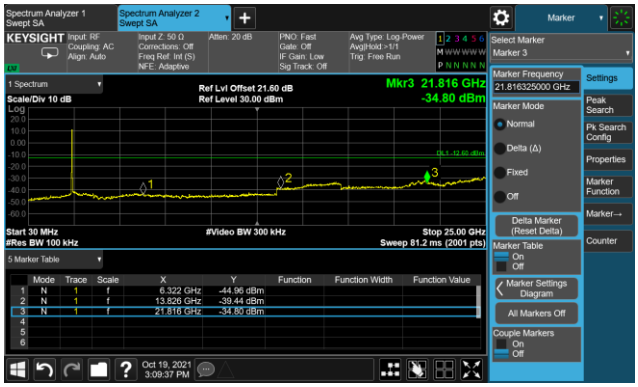

Channel 06 (2437MHz)

Spurious Emission

Channel 11 (2462MHz)

High Band Edge

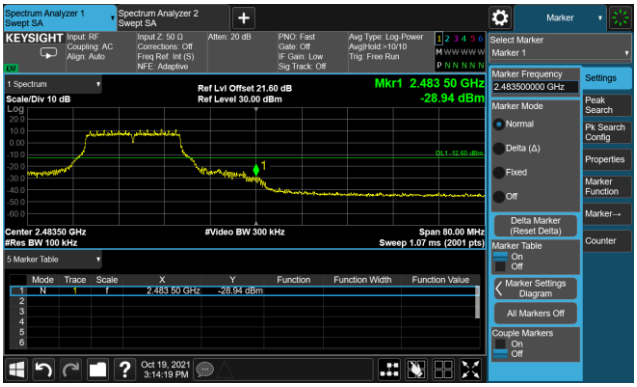

Spurious Emission

802.11n-HT20 Out-of-Band Emissions - Ant 1

Channel 01 (2412MHz)

Low Band Edge

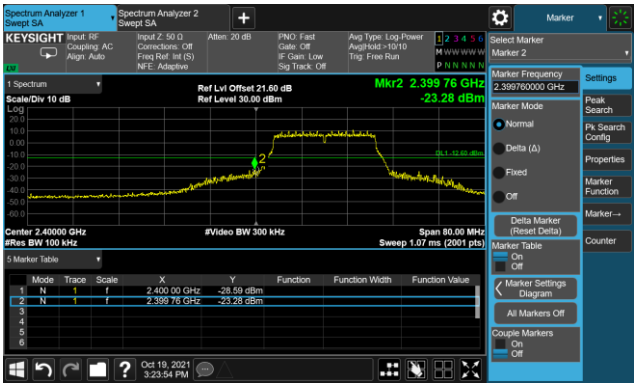

Spurious Emission

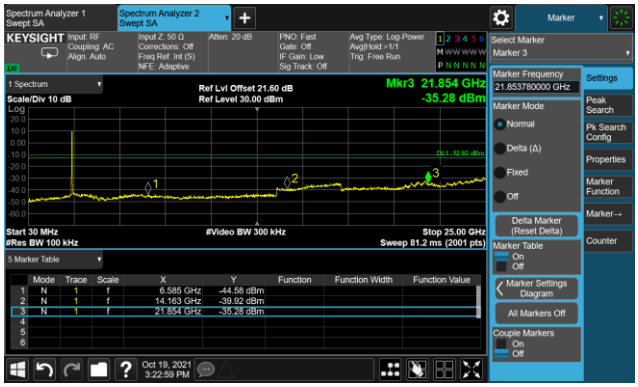

Channel 06 (2437MHz)

Spurious Emission

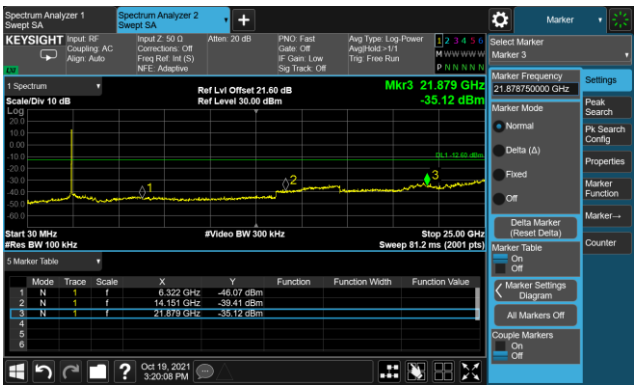

Channel 11 (2462MHz)

High Band Edge

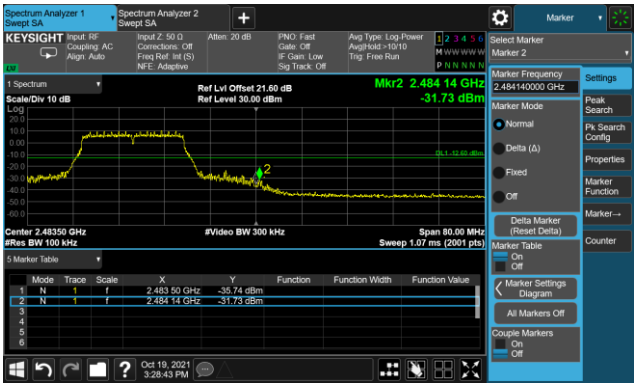

Spurious Emission

802.11n-HT40 Out-of-Band Emissions - Ant 1

Channel 03 (2422MHz)

Low Band Edge

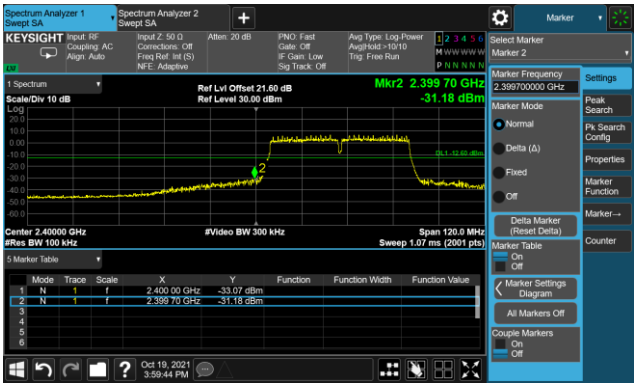

Spurious Emission

Channel 06 (2437MHz)

Spurious Emission

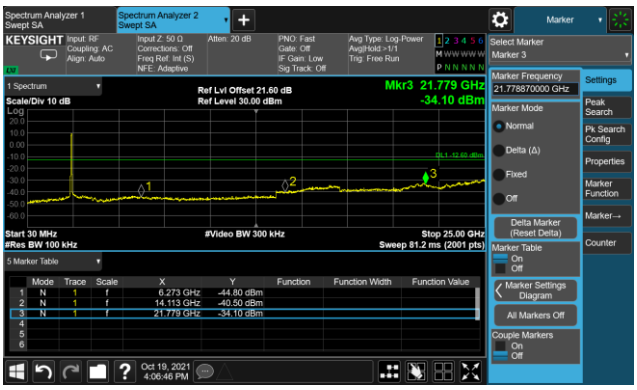

Channel 09 (2452MHz)

High Band Edge

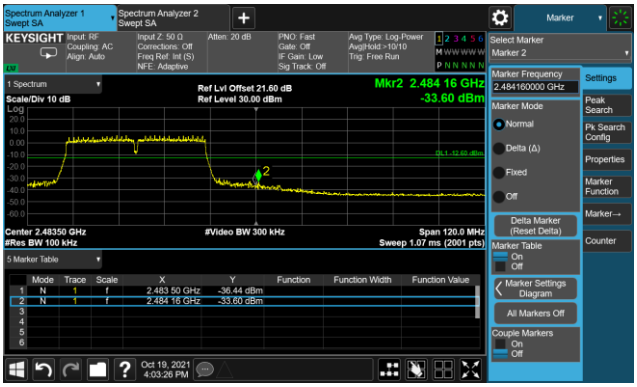

Spurious Emission

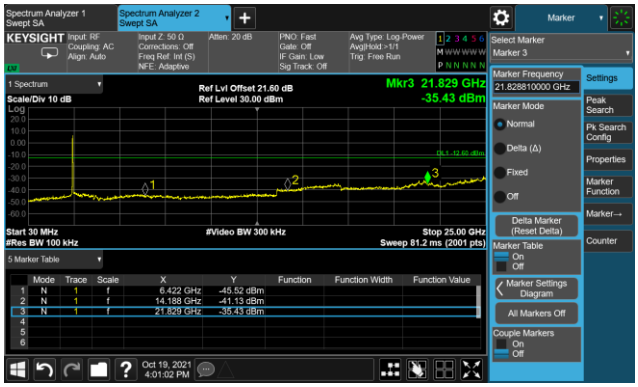

802.11ax-HE20 Out-of-Band Emissions - Ant 1

Channel 01 (2412MHz)

Low Band Edge	Spurious Emission
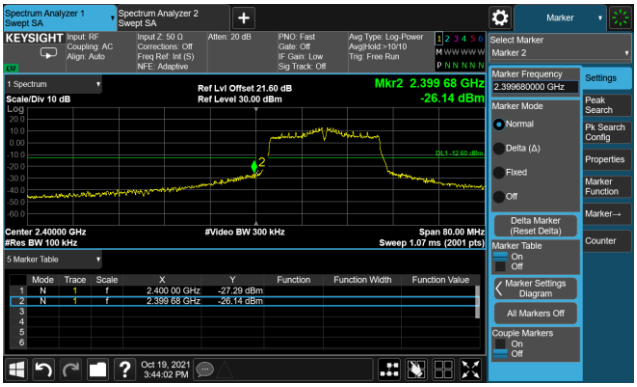	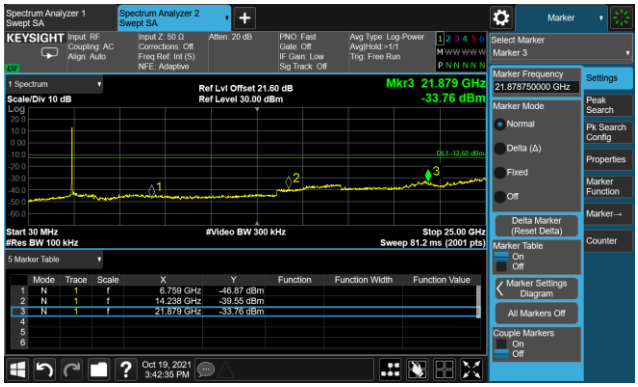

Channel 06 (2437MHz)

Spurious Emission	

Channel 11 (2462MHz)

High Band Edge	Spurious Emission
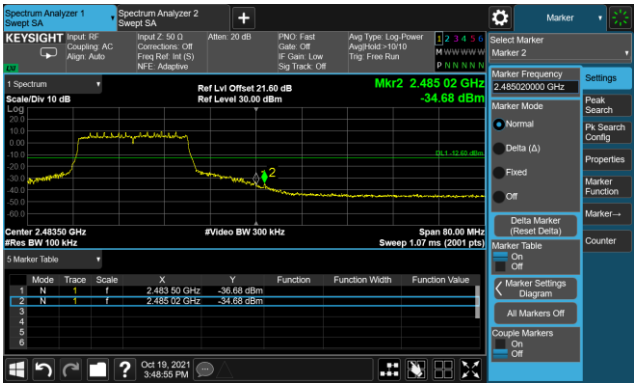	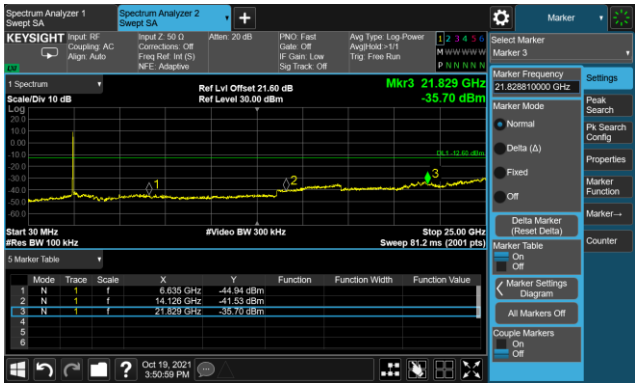

802.11ax-HE40 Out-of-Band Emissions - Ant 1

Channel 03 (2422MHz)

Low Band Edge

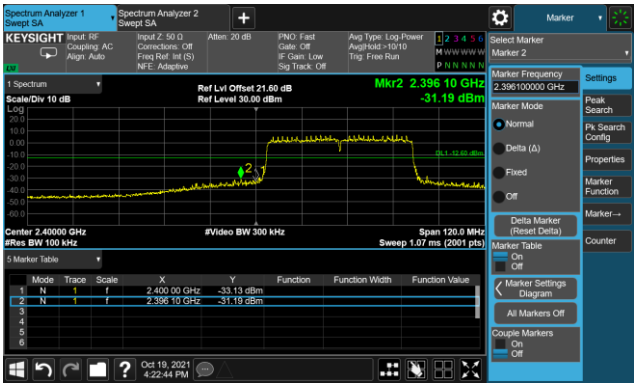

Spurious Emission

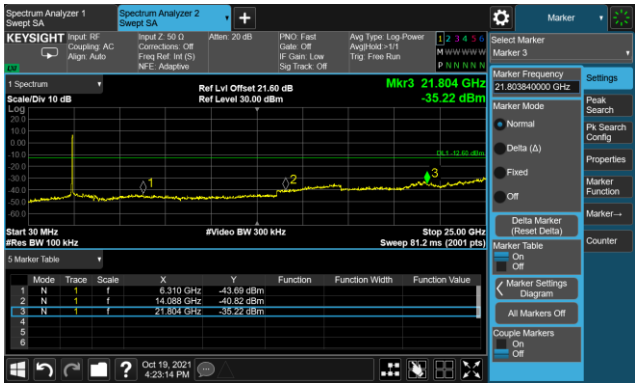

Channel 06 (2437MHz)

Spurious Emission

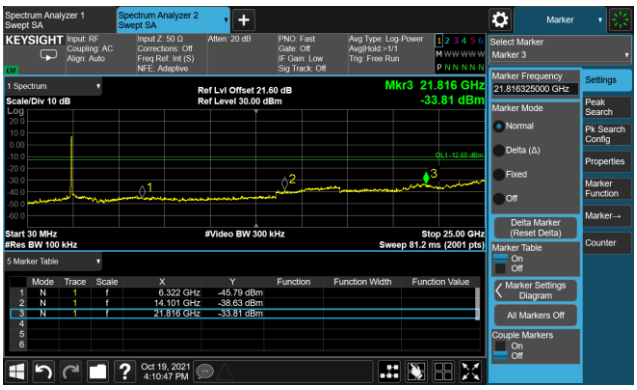

Channel 09 (2452MHz)

High Band Edge

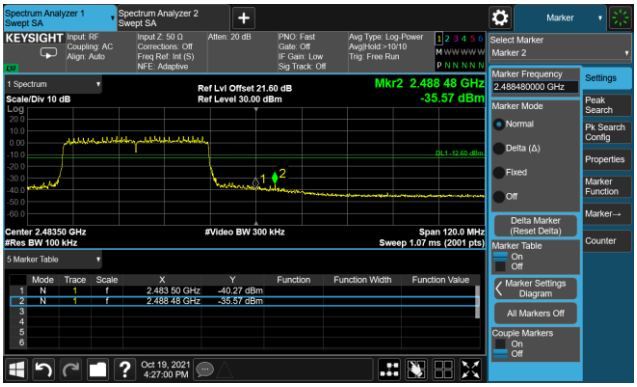

Spurious Emission

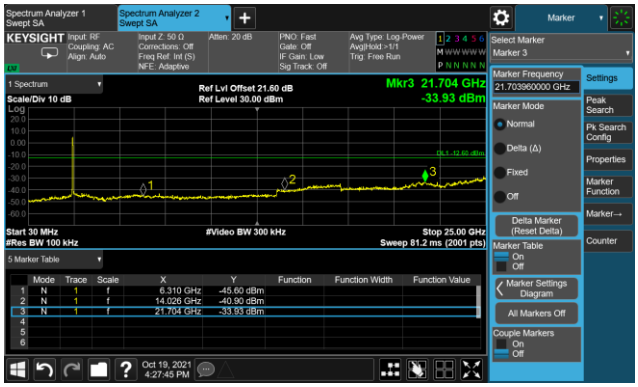

7.6. Radiated Spurious Emission Measurement

7.6.1.Test Limit

All out of band emissions appearing in a restricted band as specified in Section 15.205 of the Title 47CFR must not exceed the limits shown in Table per Section 15.209.

FCC Part 15 Subpart C Paragraph 15.209		
Frequency [MHz]	Field Strength [Uv/m]	Measured Distance [Meters]
0.009 – 0.490	2400/F (kHz)	300
0.490 – 1.705	24000/F (kHz)	30
1.705 – 30	30	30
30 – 88	100	3
88 – 216	150	3
216 – 960	200	3
Above 960	500	3

7.6.2.Test Procedure Used

ANSI C63.10 - 2013 - Section 11.11 & 11.12

ANSI C63.10 - 2013 - Section 6.3 (General Requirements)

ANSI C63.10 - 2013 - Section 6.4 (Standard test method below 30MHz)

ANSI C63.10 - 2013 - Section 6.5 (Standard test method above 30MHz to 1GHz)

ANSI C63.10 - 2013 - Section 6.6 (Standard test method above 1GHz)

7.6.3.Test Setting

Table 1 – RBW as a function of frequency

Frequency	RBW
9 ~ 150 kHz	200 ~ 300 Hz
0.15 ~ 30 MHz	9 ~ 10 kHz
30 ~ 1000 MHz	100 ~ 120 kHz
> 1000MHz	1MHz

Quasi-Peak Measurements below 1GHz

1. Analyzer center frequency was set to the frequency of the radiated spurious emission of interest

2. Span was set greater than 1MHz

3. RBW = as specified in Table 1

4. Detector = CISPR quasi-peak

5. Sweep time = auto couple

6. Trace was allowed to stabilize

Peak Measurements above 1GHz

1. Analyzer center frequency was set to the frequency of the radiated spurious emission of interest

2. RBW = 1MHz

3. VBW = 3MHz

4. Detector = peak

5. Sweep time = auto couple

6. Trace mode = max hold

7. Trace was allowed to stabilize

Average Measurements above 1GHz (Method VB)

1. Analyzer center frequency was set to the frequency of the radiated spurious emission of interest

2. RBW = 1MHz

3. VBW; If the EUT is configured to transmit with duty cycle ≥ 98%, set VBW = 10 Hz.

If the EUT duty cycle is < 98%, set VBW ≥ 1/T. T is the minimum transmission duration.

4. Detector = Peak

5. Sweep time = auto

6. Trace mode = max hold

7. Trace was allowed to stabilize

7.6.4.Test Setup

Below 1GHz Test Setup:

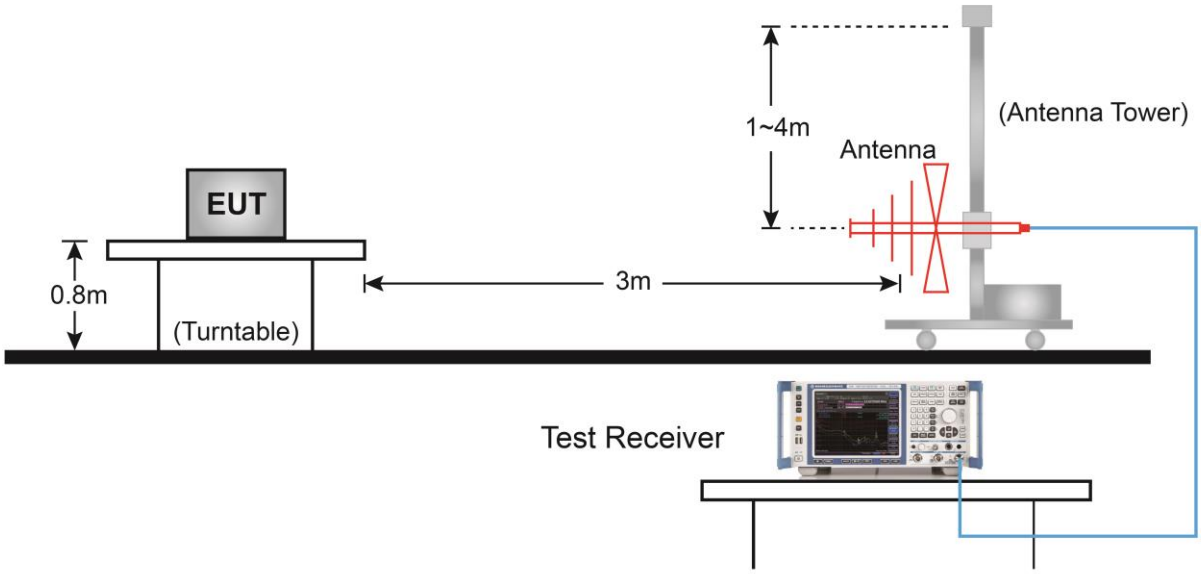

Above 1GHz Test Setup:

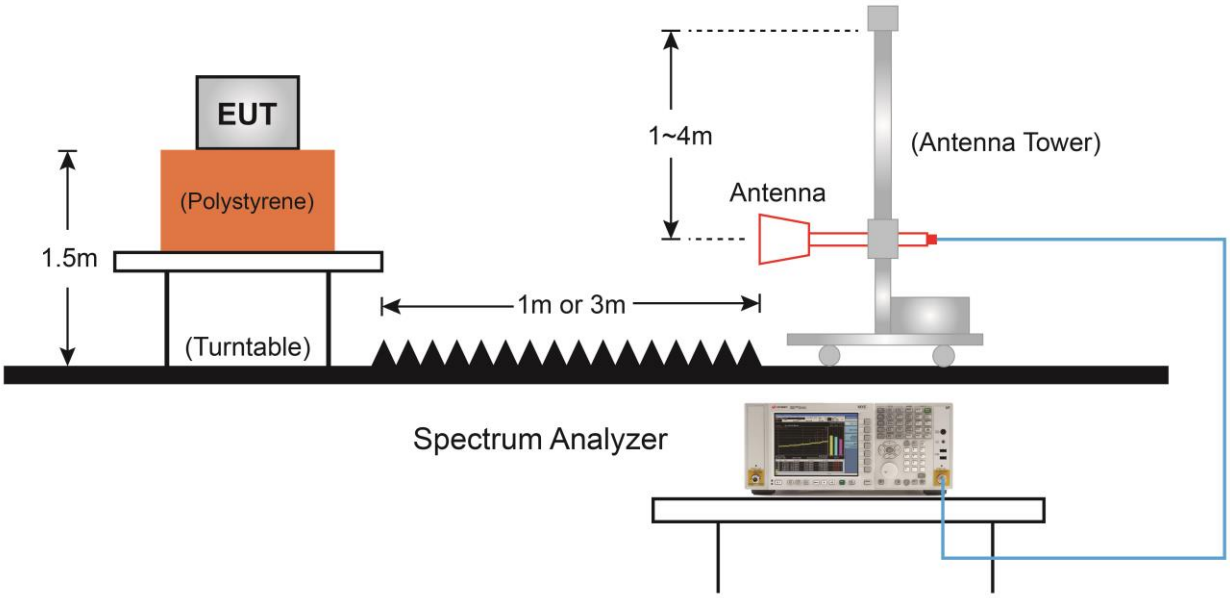

7.6.5.Test Result

EUT	AXE5400 Whole Home Mesh Wi-Fi 6E System	Date of Test	2021-11-17
Factor	BBHA 9120D (1GHz~18GHz)_2021	Temp. / Humidity	28.2°C/44.4%
Polarity	Horizontal	Site / Test Engineer	AC1 / Jay
Test Mode	Transmit by 802.11b at Channel 2412MHz	Test Voltage	120V/60Hz

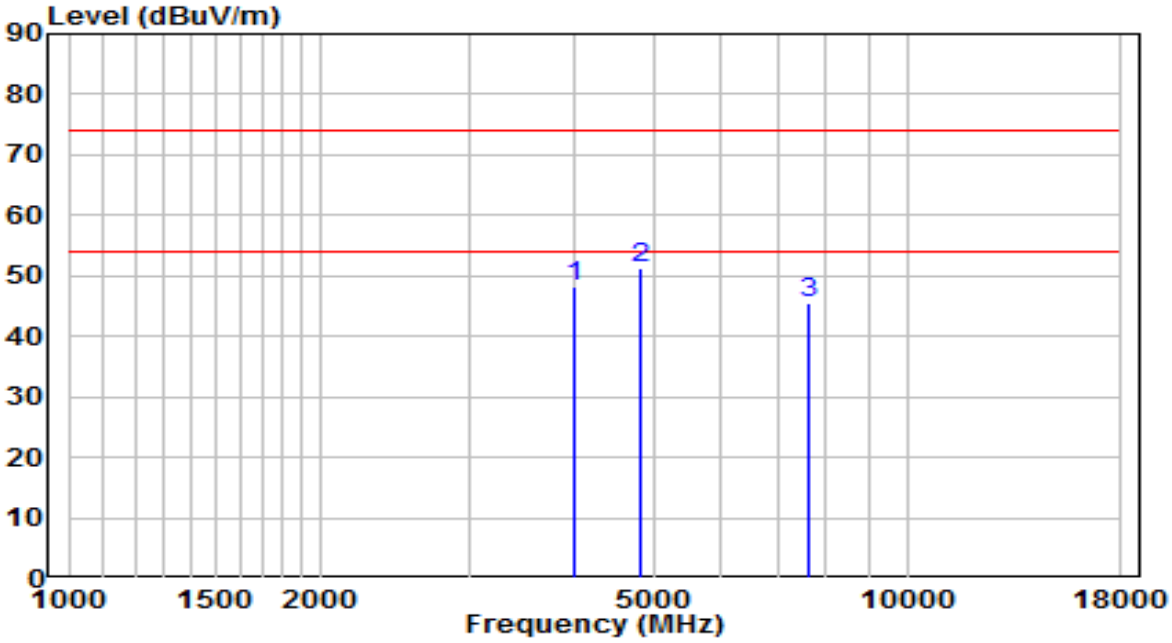

No		Frequency (MHz)	Reading (dBuV)	C.F (dB/m)	Measurement (dBuV/m)	Margin (dB)	Limit (dBuV/m)	Remark (QP/PK/AV)
1		4000.500	47.16	1.18	48.34	-25.66	74.00	Peak
2	*	4825.000	47.82	3.64	51.45	-22.55	74.00	Peak
3		7604.500	32.44	13.10	45.54	-28.46	74.00	Peak

Note:

1. " *", means this data is the worst emission level.
2. C.F (Correction Factor) = Antenna Factor (dB/m)+ Cable Loss (dB)– Preamplifier(dB).
3. Measurement(dBuV/m) = Reading(dBuV) + C.F (Correction Factor).

EUT	AXE5400 Whole Home Mesh Wi-Fi 6E System	Date of Test	2021-11-17
Factor	BBHA 9120D (1GHz~18GHz)_2021	Temp. / Humidity	28.2°C/44.4%
Polarity	Vertical	Site / Test Engineer	AC1 / Jay
Test Mode	Transmit by 802.11b at Channel 2412MHz	Test Voltage	120V/60Hz

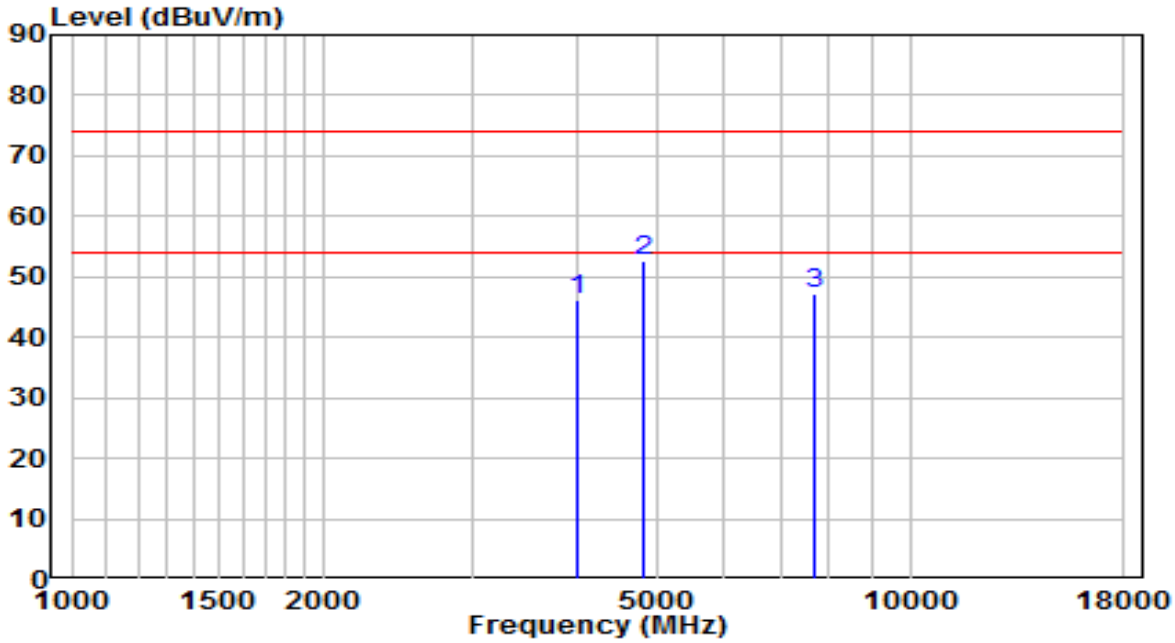

No		Frequency (MHz)	Reading (dBuV)	C.F (dB/m)	Measurement (dBuV/m)	Margin (dB)	Limit (dBuV/m)	Remark (QP/PK/AV)
1		4000.500	45.11	1.18	46.29	-27.71	74.00	Peak
2	*	4825.000	48.96	3.64	52.59	-21.41	74.00	Peak
3		7681.000	34.03	13.17	47.20	-26.80	74.00	Peak

Note:

1. " *", means this data is the worst emission level.
2. C.F (Correction Factor) = Antenna Factor (dB/m)+ Cable Loss (dB)– Preamplifier(dB).
3. Measurement(dBuV/m) = Reading(dBuV) + C.F (Correction Factor).

EUT	AXE5400 Whole Home Mesh Wi-Fi 6E System	Date of Test	2021-11-17
Factor	BBHA 9120D (1GHz~18GHz)_2021	Temp. / Humidity	28.2°C/44.4%
Polarity	Horizontal	Site / Test Engineer	AC1 / Jay
Test Mode	Transmit by 802.11b at Channel 2437MHz	Test Voltage	120V/60Hz

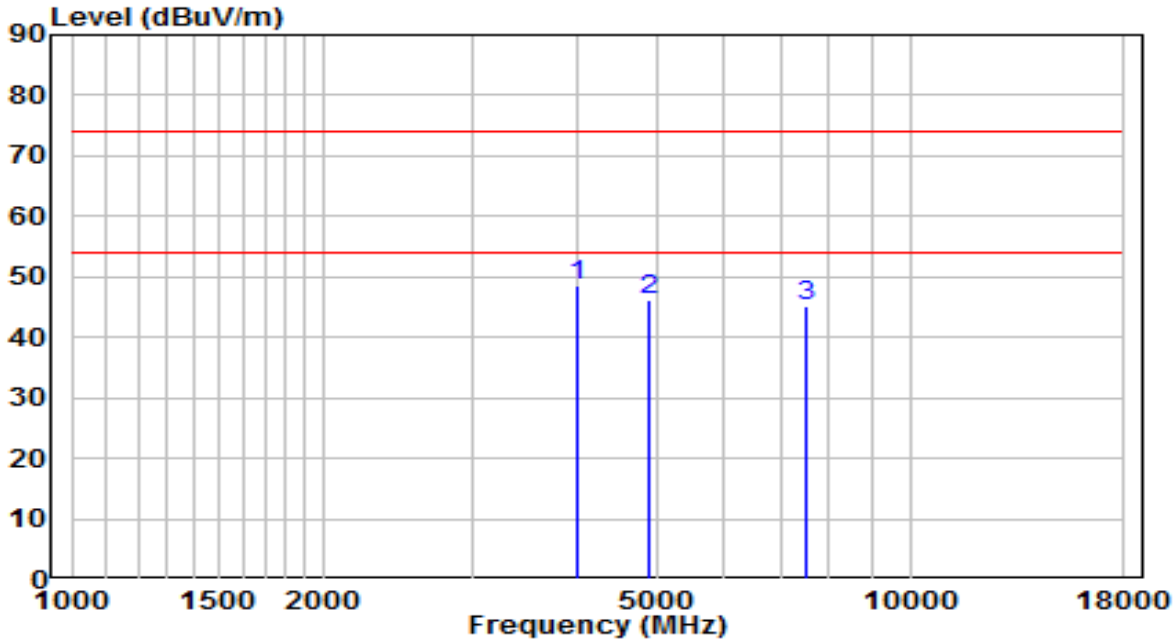

No		Frequency (MHz)	Reading (dBuV)	C.F (dB/m)	Measurement (dBuV/m)	Margin (dB)	Limit (dBuV/m)	Remark (QP/PK/AV)
1	*	4000.500	47.45	1.18	48.63	-25.37	74.00	Peak
2		4876.000	42.35	3.73	46.08	-27.92	74.00	Peak
3		7528.000	32.15	13.04	45.19	-28.81	74.00	Peak

Note:

1. " *", means this data is the worst emission level.
2. C.F (Correction Factor) = Antenna Factor (dB/m)+ Cable Loss (dB)– Preamplifier(dB).
3. Measurement(dBuV/m) = Reading(dBuV) + C.F (Correction Factor).

EUT	AXE5400 Whole Home Mesh Wi-Fi 6E System	Date of Test	2021-11-17
Factor	BBHA 9120D (1GHz~18GHz)_2021	Temp. / Humidity	28.2°C/44.4%
Polarity	Vertical	Site / Test Engineer	AC1 / Jay
Test Mode	Transmit by 802.11b at Channel 2437MHz	Test Voltage	120V/60Hz

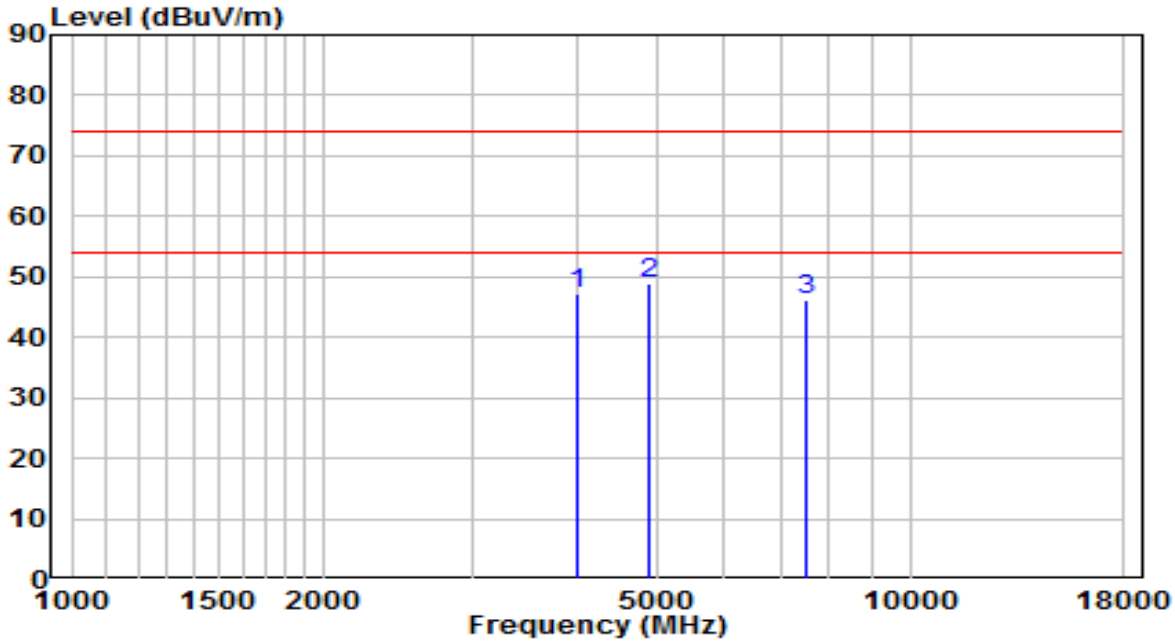

No		Frequency (MHz)	Reading (dBuV)	C.F (dB/m)	Measurement (dBuV/m)	Margin (dB)	Limit (dBuV/m)	Remark (QP/PK/AV)
1		4000.500	45.86	1.18	47.04	-26.96	74.00	Peak
2	*	4876.000	45.26	3.73	48.98	-25.02	74.00	Peak
3		7511.000	33.17	13.02	46.20	-27.80	74.00	Peak

Note:

1. " *", means this data is the worst emission level.
2. C.F (Correction Factor) = Antenna Factor (dB/m)+ Cable Loss (dB)– Preamplifier(dB).
3. Measurement(dBuV/m) = Reading(dBuV) + C.F (Correction Factor).

EUT	AXE5400 Whole Home Mesh Wi-Fi 6E System	Date of Test	2021-11-17
Factor	BBHA 9120D (1GHz~18GHz)_2021	Temp. / Humidity	28.2°C/44.4%
Polarity	Horizontal	Site / Test Engineer	AC1 / Jay
Test Mode	Transmit by 802.11b at Channel 2462MHz	Test Voltage	120V/60Hz

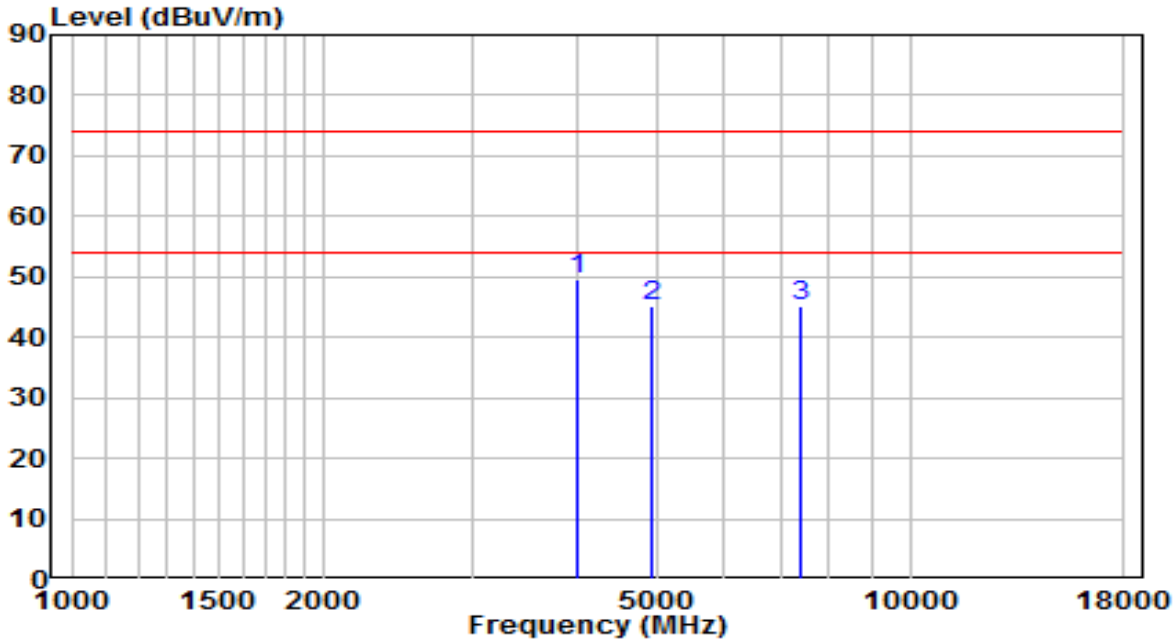

No		Frequency (MHz)	Reading (dBuV)	C.F (dB/m)	Measurement (dBuV/m)	Margin (dB)	Limit (dBuV/m)	Remark (QP/PK/AV)
1	*	4000.500	48.27	1.18	49.46	-24.54	74.00	Peak
2		4927.000	41.46	3.82	45.28	-28.72	74.00	Peak
3		7392.000	32.58	12.54	45.12	-28.88	74.00	Peak

Note:

1. " *", means this data is the worst emission level.
2. C.F (Correction Factor) = Antenna Factor (dB/m)+ Cable Loss (dB)– Preamplifier(dB).
3. Measurement(dBuV/m) = Reading(dBuV) + C.F (Correction Factor).

EUT	AXE5400 Whole Home Mesh Wi-Fi 6E System	Date of Test	2021-11-17
Factor	BBHA 9120D (1GHz~18GHz)_2021	Temp. / Humidity	28.2°C/44.4%
Polarity	Vertical	Site / Test Engineer	AC1 / Jay
Test Mode	Transmit by 802.11b at Channel 2462MHz	Test Voltage	120V/60Hz

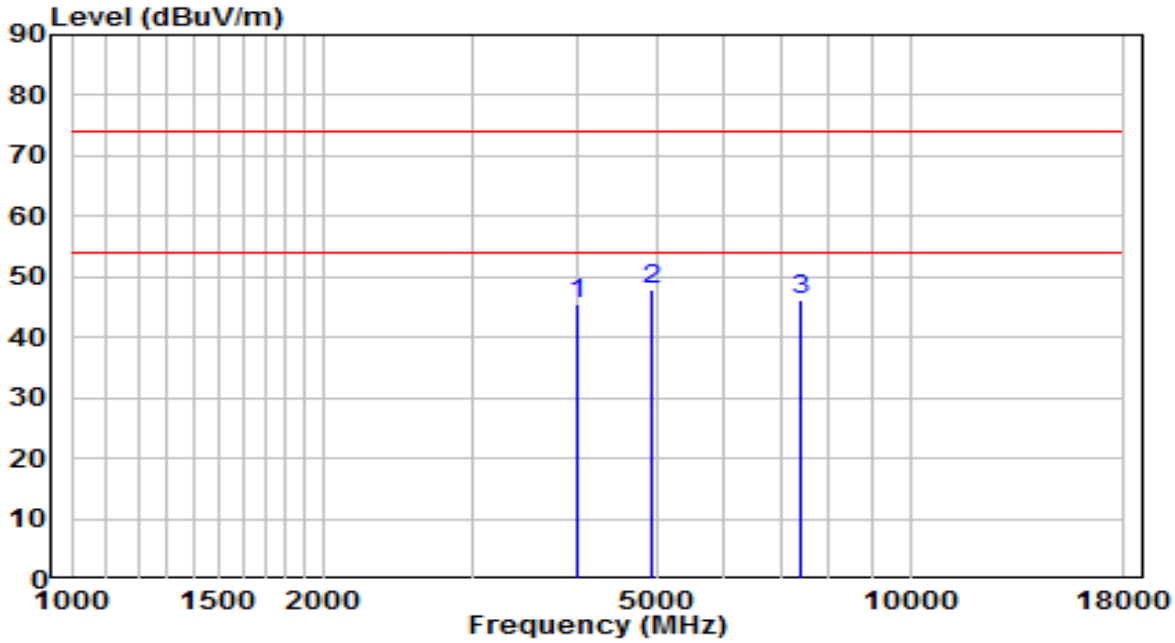

No		Frequency (MHz)	Reading (dBuV)	C.F (dB/m)	Measurement (dBuV/m)	Margin (dB)	Limit (dBuV/m)	Remark (QP/PK/AV)
1		4000.500	44.42	1.18	45.60	-28.40	74.00	Peak
2	*	4927.000	43.91	3.82	47.73	-26.27	74.00	Peak
3		7409.000	33.54	12.61	46.15	-27.85	74.00	Peak

Note:

1. " *", means this data is the worst emission level.
2. C.F (Correction Factor) = Antenna Factor (dB/m)+ Cable Loss (dB)– Preamplifier(dB).
3. Measurement(dBuV/m) = Reading(dBuV) + C.F (Correction Factor).

EUT	AXE5400 Whole Home Mesh Wi-Fi 6E System	Date of Test	2021-11-17
Factor	BBHA 9120D (1GHz~18GHz)_2021	Temp. / Humidity	28.2°C/44.4%
Polarity	Horizontal	Site / Test Engineer	AC1 / Jay
Test Mode	Transmit by 802.11g at Channel 2412MHz	Test Voltage	120V/60Hz

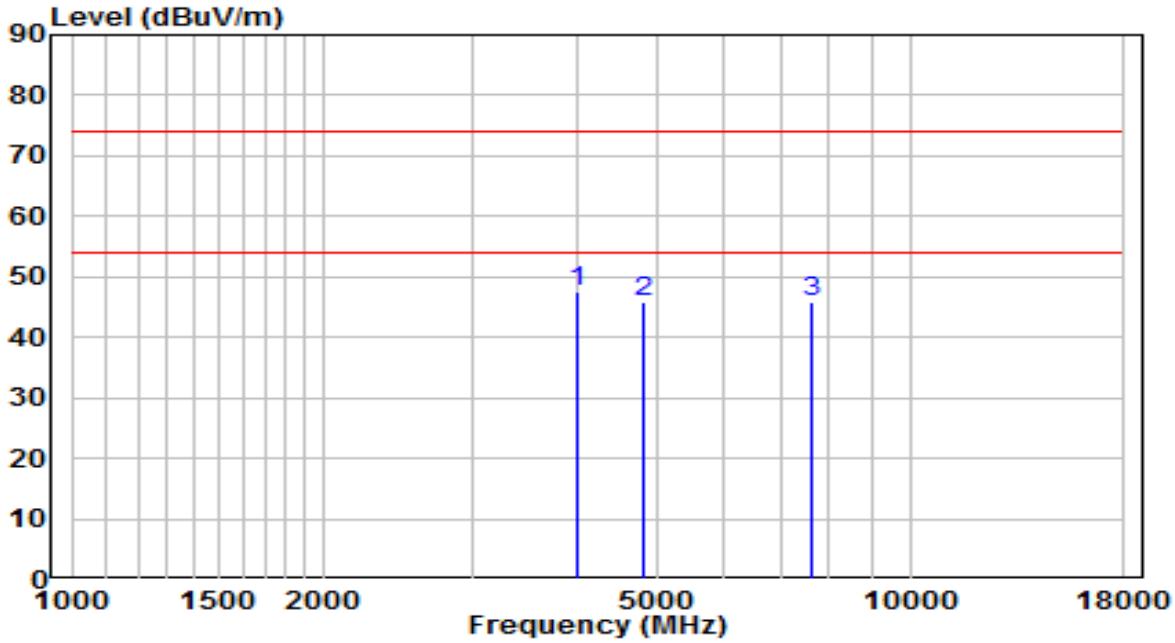

No		Frequency (MHz)	Reading (dBuV)	C.F (dB/m)	Measurement (dBuV/m)	Margin (dB)	Limit (dBuV/m)	Remark (QP/PK/AV)
1	*	4000.500	46.53	1.18	47.71	-26.29	74.00	Peak
2		4825.000	42.29	3.64	45.93	-28.07	74.00	Peak
3		7613.000	32.65	13.11	45.76	-28.24	74.00	Peak

Note:

1. " *", means this data is the worst emission level.
2. C.F (Correction Factor) = Antenna Factor (dB/m)+ Cable Loss (dB)– Preamplifier(dB).
3. Measurement(dBuV/m) = Reading(dBuV) + C.F (Correction Factor).

EUT	AXE5400 Whole Home Mesh Wi-Fi 6E System	Date of Test	2021-11-17
Factor	BBHA 9120D (1GHz~18GHz)_2021	Temp. / Humidity	28.2°C/44.4%
Polarity	Vertical	Site / Test Engineer	AC1 / Jay
Test Mode	Transmit by 802.11g at Channel 2412MHz	Test Voltage	120V/60Hz

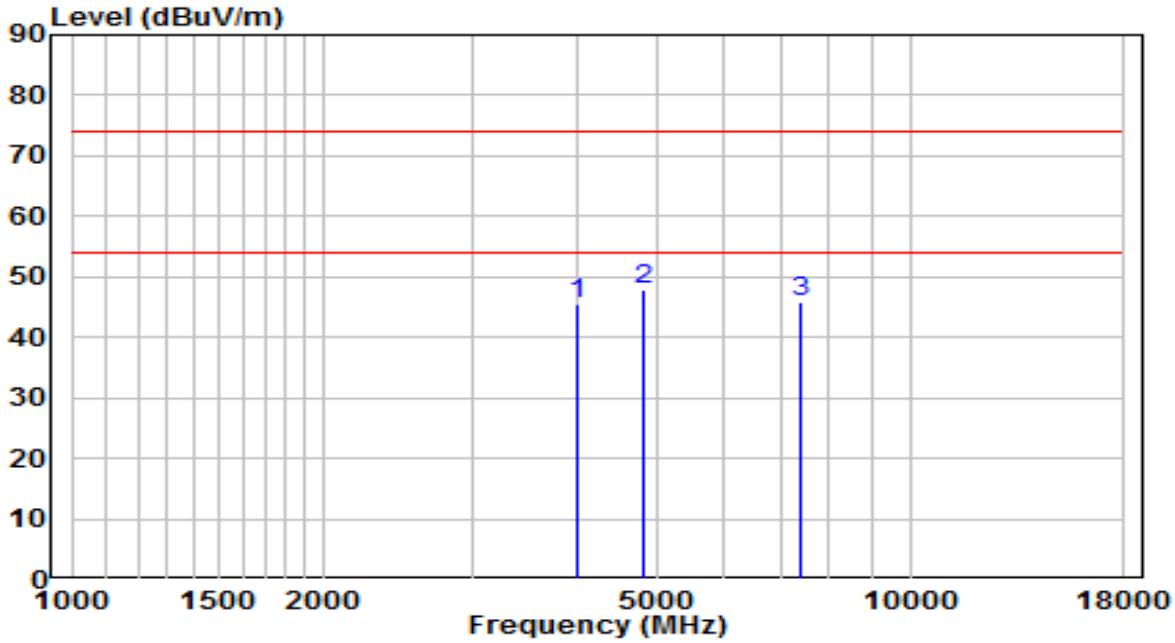

No		Frequency (MHz)	Reading (dBuV)	C.F (dB/m)	Measurement (dBuV/m)	Margin (dB)	Limit (dBuV/m)	Remark (QP/PK/AV)
1		4000.500	44.46	1.18	45.64	-28.36	74.00	Peak
2	*	4825.000	44.41	3.64	48.04	-25.96	74.00	Peak
3		7426.000	33.09	12.69	45.78	-28.22	74.00	Peak

Note:

1. " *", means this data is the worst emission level.
2. C.F (Correction Factor) = Antenna Factor (dB/m)+ Cable Loss (dB)– Preamplifier(dB).
3. Measurement(dBuV/m) = Reading(dBuV) + C.F (Correction Factor).

EUT	AXE5400 Whole Home Mesh Wi-Fi 6E System	Date of Test	2021-11-17
Factor	BBHA 9120D (1GHz~18GHz)_2021	Temp. / Humidity	28.2°C/44.4%
Polarity	Horizontal	Site / Test Engineer	AC1 / Jay
Test Mode	Transmit by 802.11g at Channel 2437MHz	Test Voltage	120V/60Hz

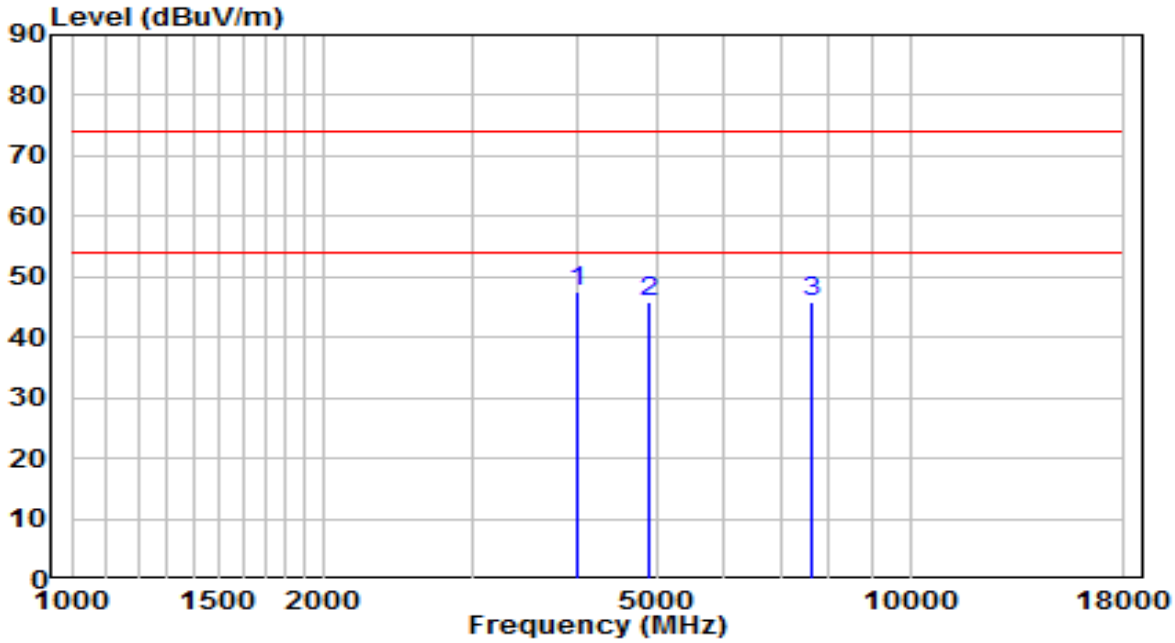

No		Frequency (MHz)	Reading (dBuV)	C.F (dB/m)	Measurement (dBuV/m)	Margin (dB)	Limit (dBuV/m)	Remark (QP/PK/AV)
1	*	4000.500	46.25	1.18	47.43	-26.57	74.00	Peak
2		4867.500	42.00	3.71	45.71	-28.29	74.00	Peak
3		7621.500	32.79	13.12	45.91	-28.09	74.00	Peak

Note:

1. " *", means this data is the worst emission level.
2. C.F (Correction Factor) = Antenna Factor (dB/m)+ Cable Loss (dB)– Preamplifier(dB).
3. Measurement(dBuV/m) = Reading(dBuV) + C.F (Correction Factor).

EUT	AXE5400 Whole Home Mesh Wi-Fi 6E System	Date of Test	2021-11-17
Factor	BBHA 9120D (1GHz~18GHz)_2021	Temp. / Humidity	28.2°C/44.4%
Polarity	Vertical	Site / Test Engineer	AC1 / Jay
Test Mode	Transmit by 802.11g at Channel 2437MHz	Test Voltage	120V/60Hz

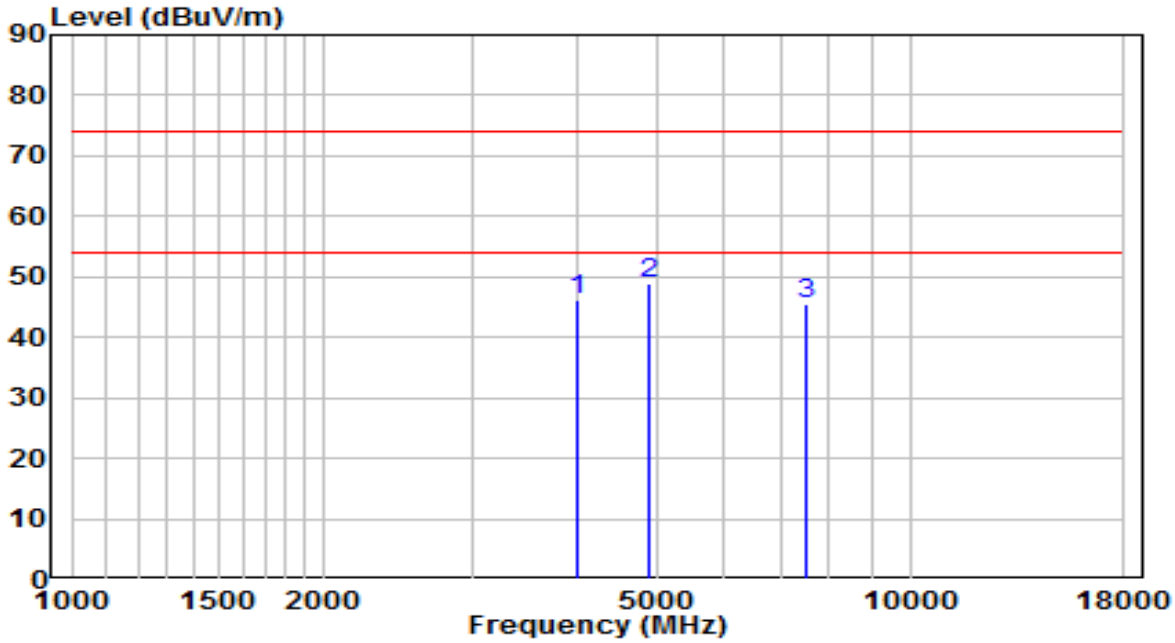

No		Frequency (MHz)	Reading (dBuV)	C.F (dB/m)	Measurement (dBuV/m)	Margin (dB)	Limit (dBuV/m)	Remark (QP/PK/AV)
1		4000.500	44.85	1.18	46.03	-27.97	74.00	Peak
2	*	4876.000	45.15	3.73	48.88	-25.12	74.00	Peak
3		7502.500	32.62	13.02	45.64	-28.36	74.00	Peak

Note:

1. " *", means this data is the worst emission level.
2. C.F (Correction Factor) = Antenna Factor (dB/m)+ Cable Loss (dB)– Preamplifier(dB).
3. Measurement(dBuV/m) = Reading(dBuV) + C.F (Correction Factor).

EUT	AXE5400 Whole Home Mesh Wi-Fi 6E System	Date of Test	2021-11-17
Factor	BBHA 9120D (1GHz~18GHz)_2021	Temp. / Humidity	28.2°C/44.4%
Polarity	Horizontal	Site / Test Engineer	AC1 / Jay
Test Mode	Transmit by 802.11g at Channel 2462MHz	Test Voltage	120V/60Hz

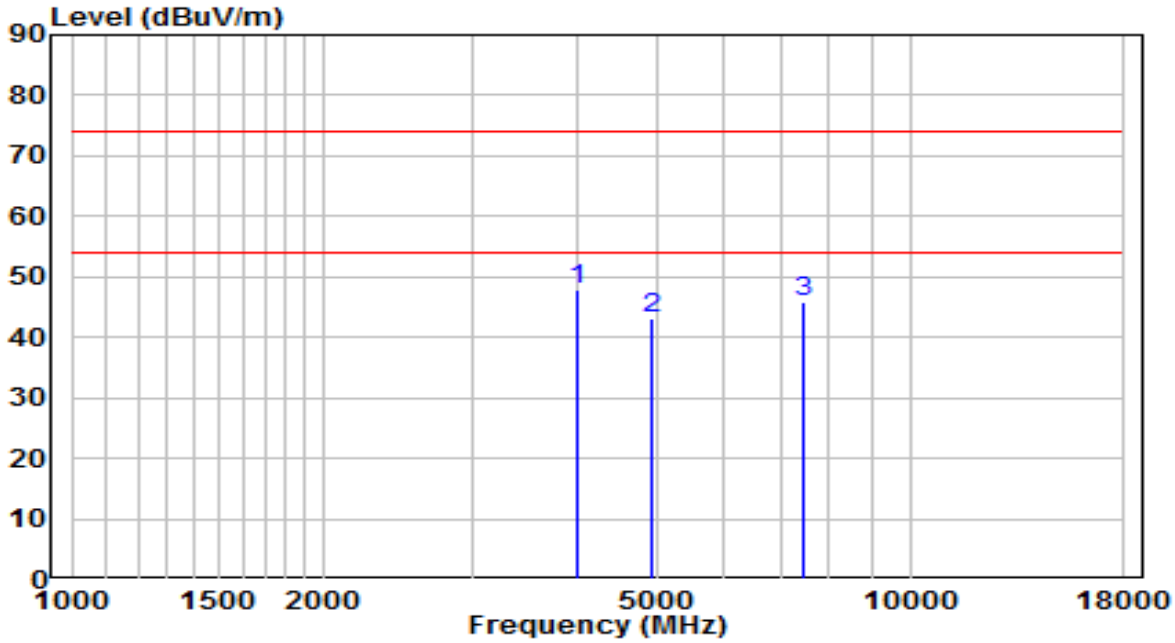

No		Frequency (MHz)	Reading (dBuV)	C.F (dB/m)	Measurement (dBuV/m)	Margin (dB)	Limit (dBuV/m)	Remark (QP/PK/AV)
1	*	4000.500	46.87	1.18	48.05	-25.95	74.00	Peak
2		4927.000	39.41	3.82	43.23	-30.77	74.00	Peak
3		7485.500	32.96	12.95	45.91	-28.09	74.00	Peak

Note:

1. " *", means this data is the worst emission level.
2. C.F (Correction Factor) = Antenna Factor (dB/m)+ Cable Loss (dB)– Preamplifier(dB).
3. Measurement(dBuV/m) = Reading(dBuV) + C.F (Correction Factor).

EUT	AXE5400 Whole Home Mesh Wi-Fi 6E System	Date of Test	2021-11-17
Factor	BBHA 9120D (1GHz~18GHz)_2021	Temp. / Humidity	28.2°C/44.4%
Polarity	Vertical	Site / Test Engineer	AC1 / Jay
Test Mode	Transmit by 802.11g at Channel 2462MHz	Test Voltage	120V/60Hz

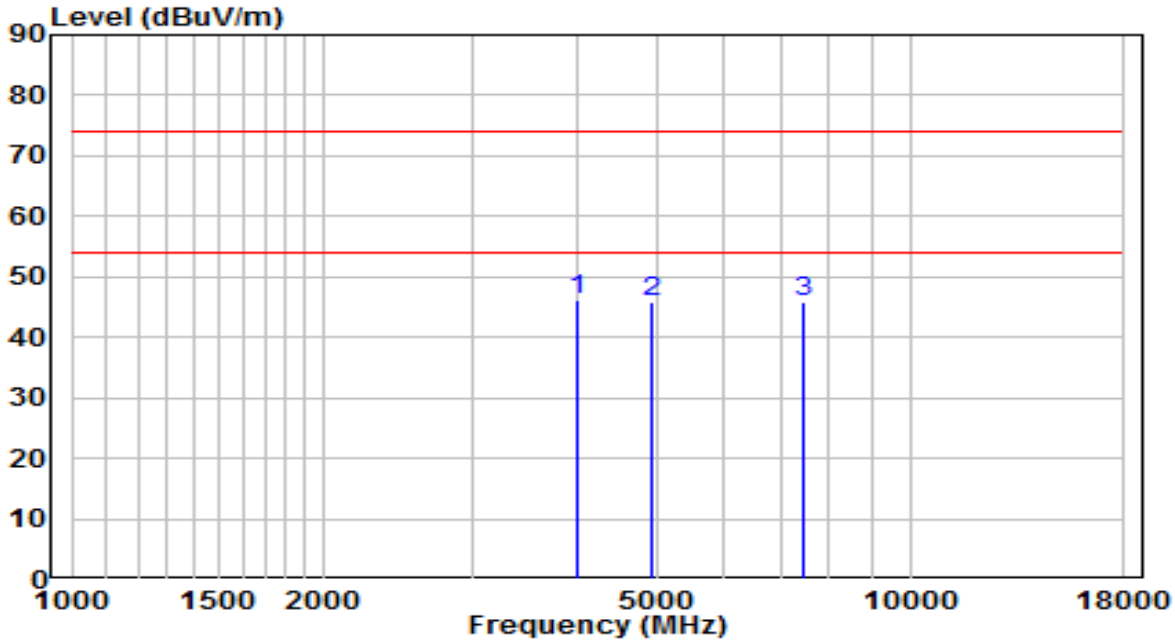

No		Frequency (MHz)	Reading (dBuV)	C.F (dB/m)	Measurement (dBuV/m)	Margin (dB)	Limit (dBuV/m)	Remark (QP/PK/AV)
1	*	4000.500	44.94	1.18	46.12	-27.88	74.00	Peak
2		4927.000	42.02	3.82	45.84	-28.16	74.00	Peak
3		7485.500	32.74	12.95	45.69	-28.31	74.00	Peak

Note:

1. " *", means this data is the worst emission level.
2. C.F (Correction Factor) = Antenna Factor (dB/m)+ Cable Loss (dB)– Preamplifier(dB).
3. Measurement(dBuV/m) = Reading(dBuV) + C.F (Correction Factor).

EUT	AXE5400 Whole Home Mesh Wi-Fi 6E System	Date of Test	2021-11-17
Factor	BBHA 9120D (1GHz~18GHz)_2021	Temp. / Humidity	28.2°C/44.4%
Polarity	Horizontal	Site / Test Engineer	AC1 / Jay
Test Mode	Transmit by 802.11n-HT20 at Channel 2412MHz	Test Voltage	120V/60Hz

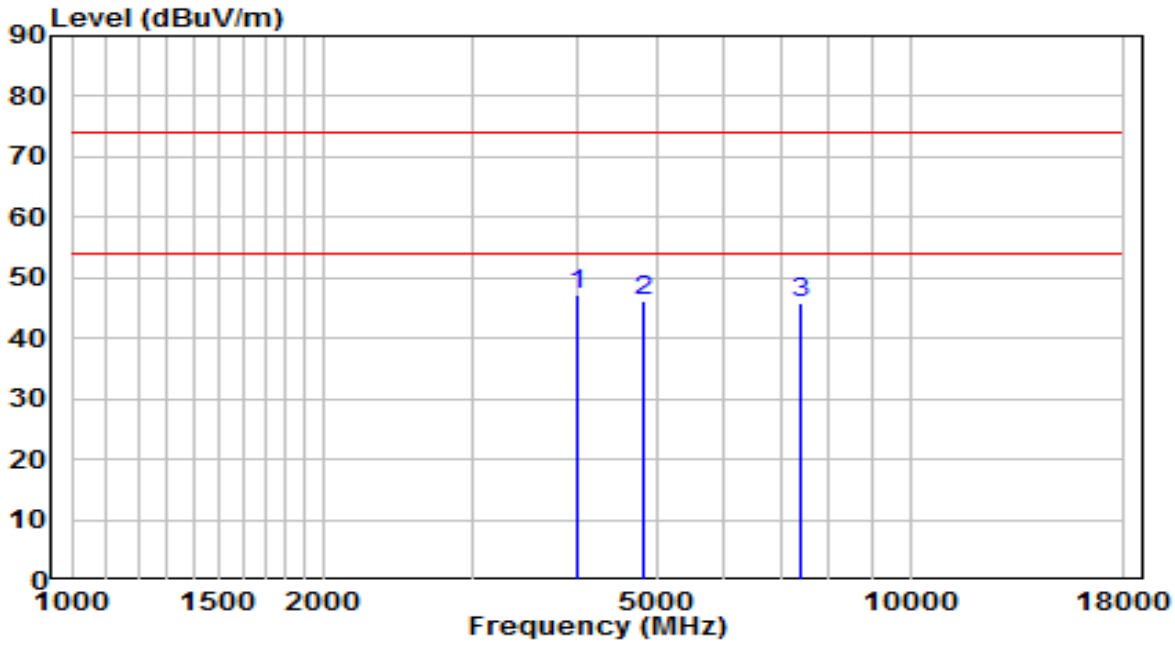

No		Frequency (MHz)	Reading (dBuV)	C.F (dB/m)	Measurement (dBuV/m)	Margin (dB)	Limit (dBuV/m)	Remark (QP/PK/AV)
1	*	4000.500	46.11	1.18	47.29	-26.71	74.00	Peak
2		4825.000	42.65	3.64	46.28	-27.72	74.00	Peak
3		7400.500	33.17	12.57	45.74	-28.26	74.00	Peak

Note:

1. " *", means this data is the worst emission level.
2. C.F (Correction Factor) = Antenna Factor (dB/m)+ Cable Loss (dB)– Preamplifier(dB).
3. Measurement(dBuV/m) = Reading(dBuV) + C.F (Correction Factor).

EUT	AXE5400 Whole Home Mesh Wi-Fi 6E System	Date of Test	2021-11-17
Factor	BBHA 9120D (1GHz~18GHz)_2021	Temp. / Humidity	28.2°C/44.4%
Polarity	Vertical	Site / Test Engineer	AC1 / Jay
Test Mode	Transmit by 802.11n-HT20 at Channel 2412MHz	Test Voltage	120V/60Hz

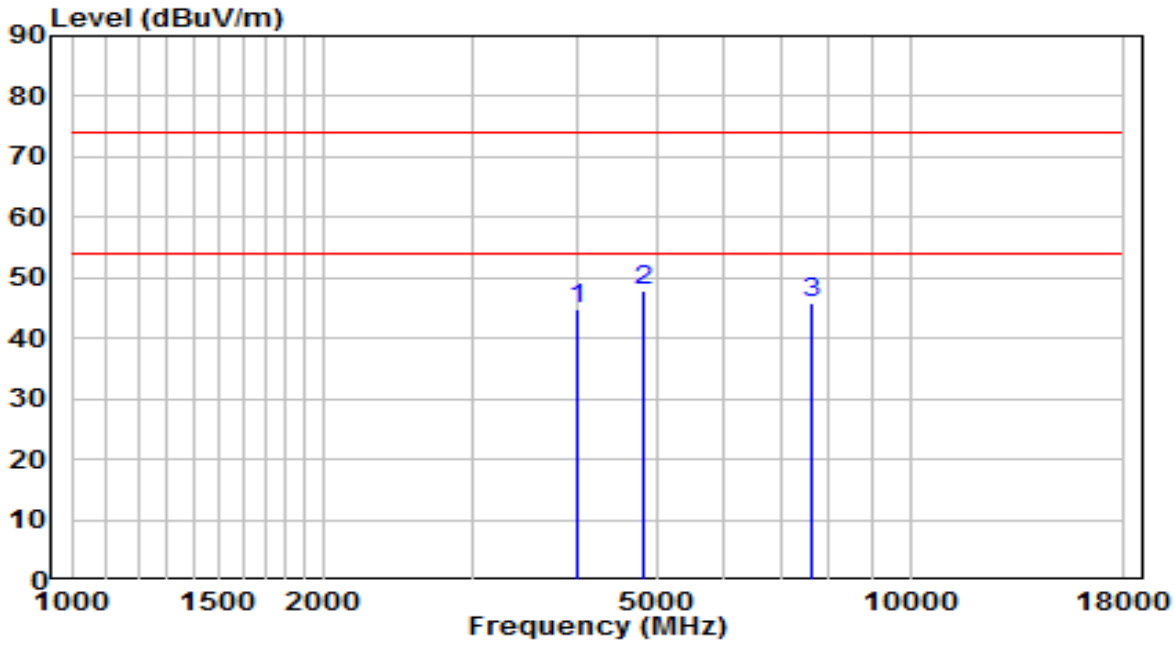

No		Frequency (MHz)	Reading (dBuV)	C.F (dB/m)	Measurement (dBuV/m)	Margin (dB)	Limit (dBuV/m)	Remark (QP/PK/AV)
1		4000.500	43.77	1.18	44.95	-29.05	74.00	Peak
2	*	4825.000	44.11	3.64	47.75	-26.25	74.00	Peak
3		7604.500	32.90	13.10	46.00	-28.00	74.00	Peak

Note:

1. " *", means this data is the worst emission level.
2. C.F (Correction Factor) = Antenna Factor (dB/m)+ Cable Loss (dB)– Preamplifier(dB).
3. Measurement(dBuV/m) = Reading(dBuV) + C.F (Correction Factor).

EUT	AXE5400 Whole Home Mesh Wi-Fi 6E System	Date of Test	2021-11-17
Factor	BBHA 9120D (1GHz~18GHz)_2021	Temp. / Humidity	28.2°C/44.4%
Polarity	Horizontal	Site / Test Engineer	AC1 / Jay
Test Mode	Transmit by 802.11n-HT20 at Channel 2437MHz	Test Voltage	120V/60Hz

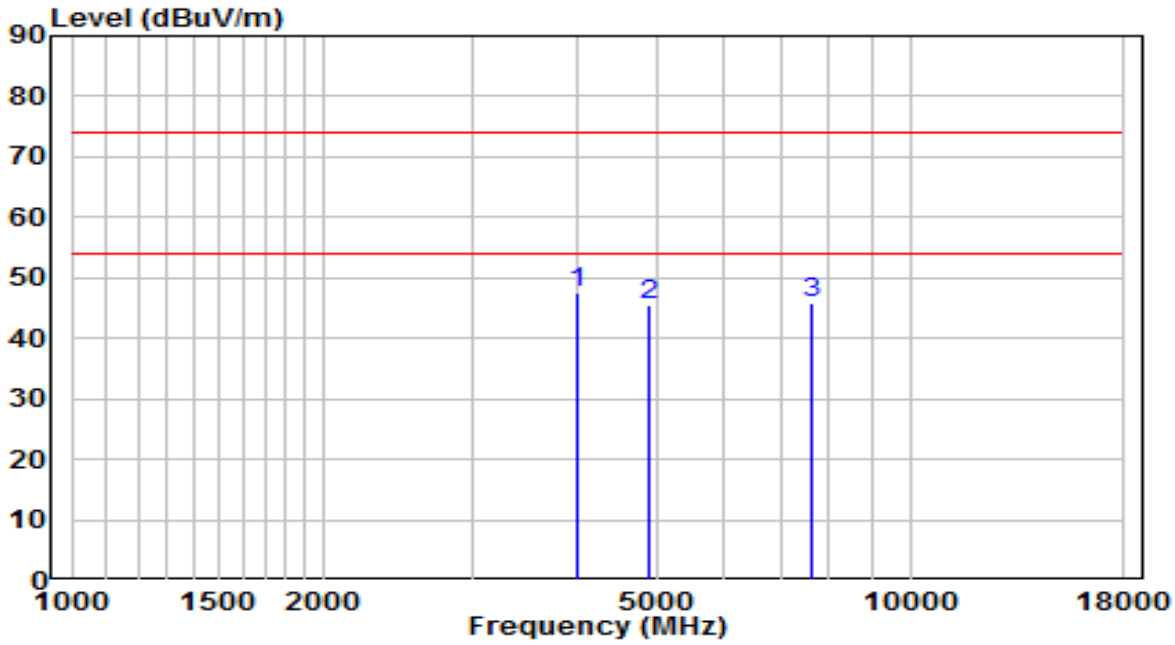

No		Frequency (MHz)	Reading (dBuV)	C.F (dB/m)	Measurement (dBuV/m)	Margin (dB)	Limit (dBuV/m)	Remark (QP/PK/AV)
1	*	4000.500	46.37	1.18	47.55	-26.45	74.00	Peak
2		4876.000	41.81	3.73	45.54	-28.46	74.00	Peak
3		7613.000	32.74	13.11	45.85	-28.15	74.00	Peak

Note:

1. " *", means this data is the worst emission level.
2. C.F (Correction Factor) = Antenna Factor (dB/m)+ Cable Loss (dB)– Preamplifier(dB).
3. Measurement(dBuV/m) = Reading(dBuV) + C.F (Correction Factor).

EUT	AXE5400 Whole Home Mesh Wi-Fi 6E System	Date of Test	2021-11-17
Factor	BBHA 9120D (1GHz~18GHz)_2021	Temp. / Humidity	28.2°C/44.4%
Polarity	Vertical	Site / Test Engineer	AC1 / Jay
Test Mode	Transmit by 802.11n-HT20 at Channel 2437MHz	Test Voltage	120V/60Hz

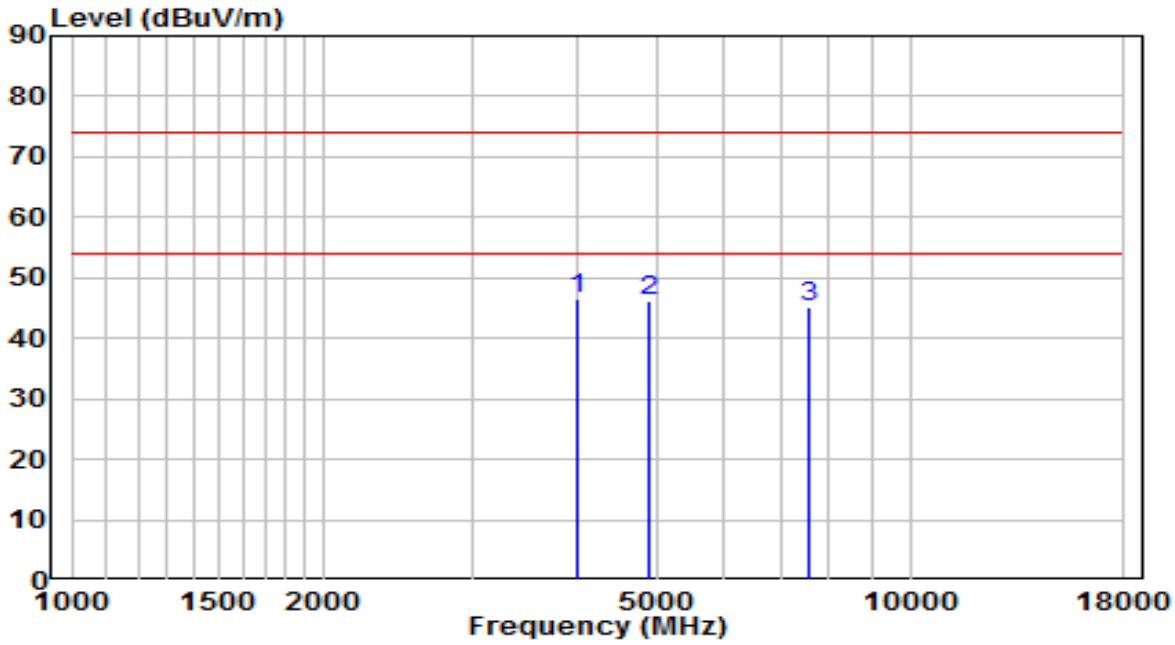

No		Frequency (MHz)	Reading (dBuV)	C.F (dB/m)	Measurement (dBuV/m)	Margin (dB)	Limit (dBuV/m)	Remark (QP/PK/AV)
1	*	4000.500	45.26	1.18	46.44	-27.56	74.00	Peak
2		4867.500	42.58	3.71	46.29	-27.71	74.00	Peak
3		7596.000	32.17	13.09	45.26	-28.74	74.00	Peak

Note:

1. " *", means this data is the worst emission level.
2. C.F (Correction Factor) = Antenna Factor (dB/m)+ Cable Loss (dB)– Preamplifier(dB).
3. Measurement(dBuV/m) = Reading(dBuV) + C.F (Correction Factor).

EUT	AXE5400 Whole Home Mesh Wi-Fi 6E System	Date of Test	2021-11-17
Factor	BBHA 9120D (1GHz~18GHz)_2021	Temp. / Humidity	28.2°C/44.4%
Polarity	Horizontal	Site / Test Engineer	AC1 / Jay
Test Mode	Transmit by 802.11n-HT20 at Channel 2462MHz	Test Voltage	120V/60Hz

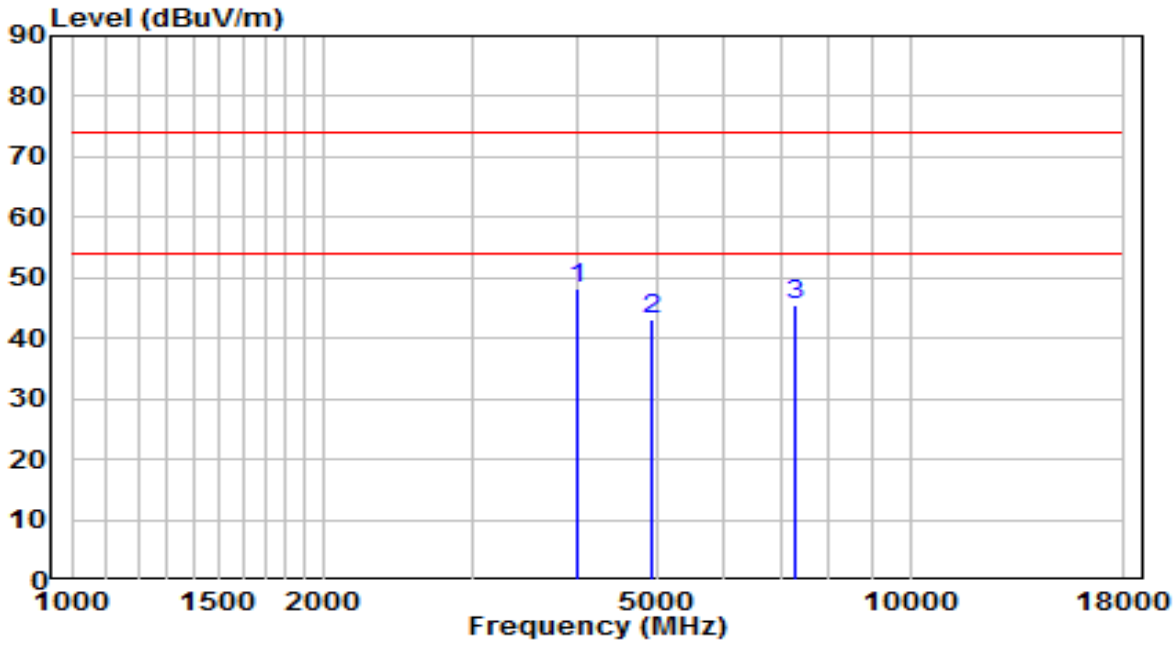

No		Frequency (MHz)	Reading (dBuV)	C.F (dB/m)	Measurement (dBuV/m)	Margin (dB)	Limit (dBuV/m)	Remark (QP/PK/AV)
1	*	4000.500	46.90	1.18	48.08	-25.92	74.00	Peak
2		4927.000	39.33	3.82	43.15	-30.85	74.00	Peak
3		7315.500	33.15	12.20	45.35	-28.65	74.00	Peak

Note:

1. " *", means this data is the worst emission level.
2. C.F (Correction Factor) = Antenna Factor (dB/m)+ Cable Loss (dB)– Preamplifier(dB).
3. Measurement(dBuV/m) = Reading(dBuV) + C.F (Correction Factor).

EUT	AXE5400 Whole Home Mesh Wi-Fi 6E System	Date of Test	2021-11-17
Factor	BBHA 9120D (1GHz~18GHz)_2021	Temp. / Humidity	28.2°C/44.4%
Polarity	Vertical	Site / Test Engineer	AC1 / Jay
Test Mode	Transmit by 802.11n-HT20 at Channel 2462MHz	Test Voltage	120V/60Hz

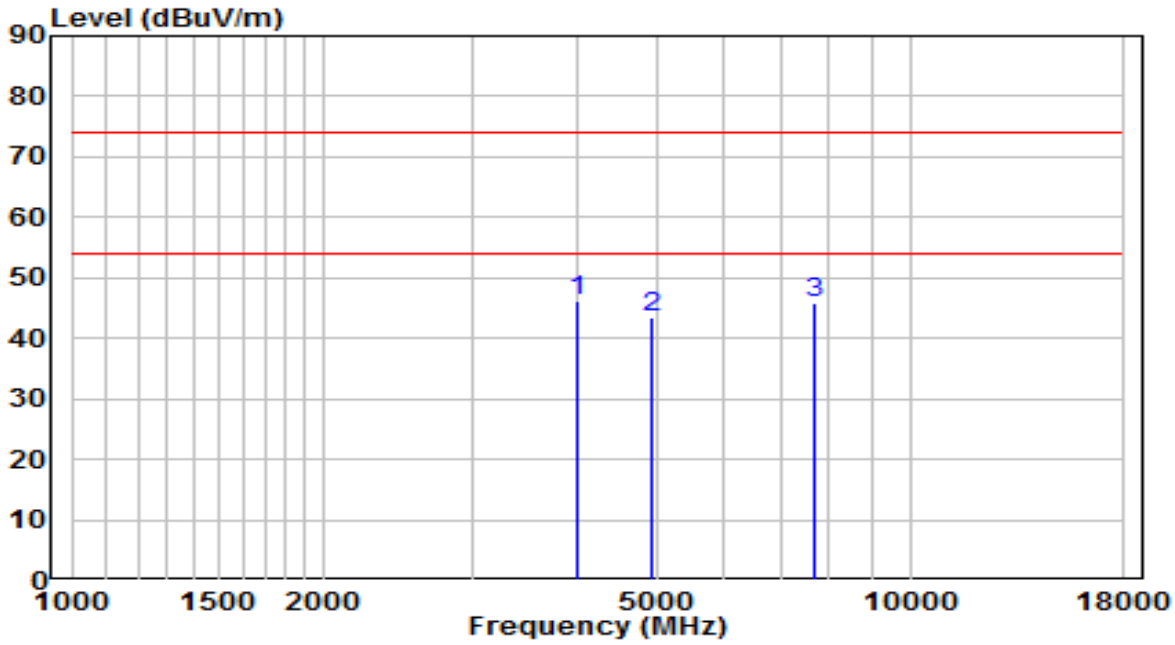

No		Frequency (MHz)	Reading (dBuV)	C.F (dB/m)	Measurement (dBuV/m)	Margin (dB)	Limit (dBuV/m)	Remark (QP/PK/AV)
1	*	4000.500	44.85	1.18	46.03	-27.97	74.00	Peak
2		4927.000	39.68	3.82	43.49	-30.51	74.00	Peak
3		7672.500	32.73	13.16	45.88	-28.12	74.00	Peak

Note:

1. " *", means this data is the worst emission level.
2. C.F (Correction Factor) = Antenna Factor (dB/m)+ Cable Loss (dB)– Preamplifier(dB).
3. Measurement(dBuV/m) = Reading(dBuV) + C.F (Correction Factor).

EUT	AXE5400 Whole Home Mesh Wi-Fi 6E System	Date of Test	2021-11-17
Factor	BBHA 9120D (1GHz~18GHz)_2021	Temp. / Humidity	28.2°C/44.4%
Polarity	Horizontal	Site / Test Engineer	AC1 / Jay
Test Mode	Transmit by 802.11n-HT40 at Channel 2422MHz	Test Voltage	120V/60Hz

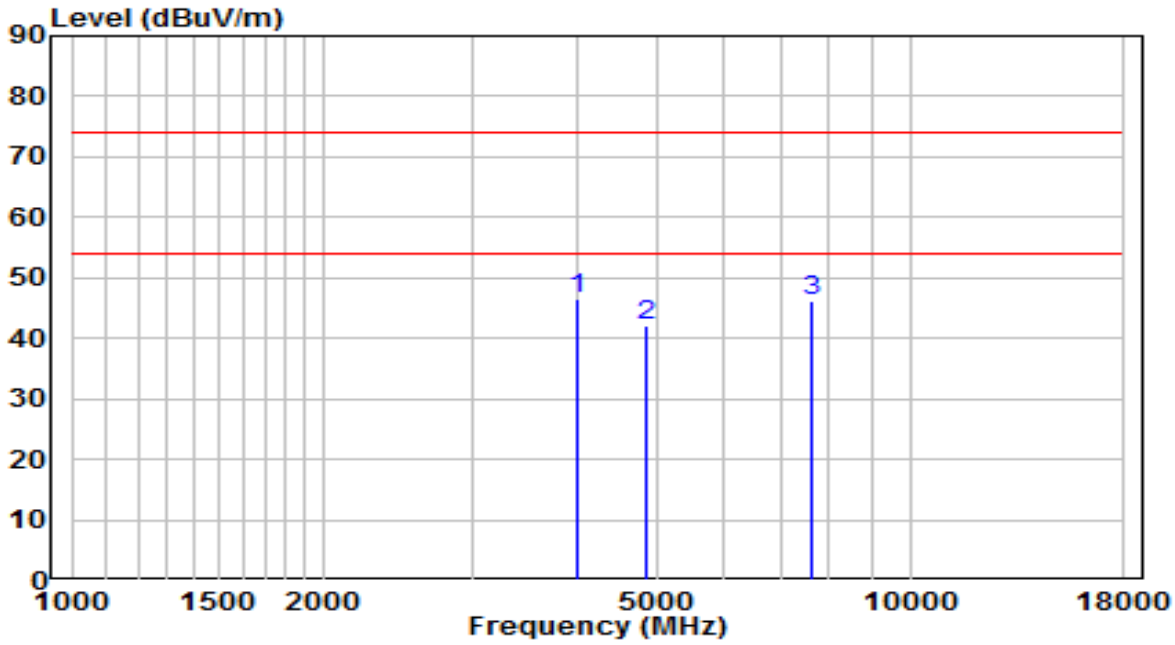

No		Frequency (MHz)	Reading (dBuV)	C.F (dB/m)	Measurement (dBuV/m)	Margin (dB)	Limit (dBuV/m)	Remark (QP/PK/AV)
1	*	4000.500	45.21	1.18	46.39	-27.61	74.00	Peak
2		4842.000	38.50	3.67	42.16	-31.84	74.00	Peak
3		7604.500	33.02	13.10	46.12	-27.88	74.00	Peak

Note:

1. " *", means this data is the worst emission level.
2. C.F (Correction Factor) = Antenna Factor (dB/m)+ Cable Loss (dB)– Preamplifier(dB).
3. Measurement(dBuV/m) = Reading(dBuV) + C.F (Correction Factor).

EUT	AXE5400 Whole Home Mesh Wi-Fi 6E System	Date of Test	2021-11-17
Factor	BBHA 9120D (1GHz~18GHz)_2021	Temp. / Humidity	28.2°C/44.4%
Polarity	Vertical	Site / Test Engineer	AC1 / Jay
Test Mode	Transmit by 802.11n-HT40 at Channel 2422MHz	Test Voltage	120V/60Hz

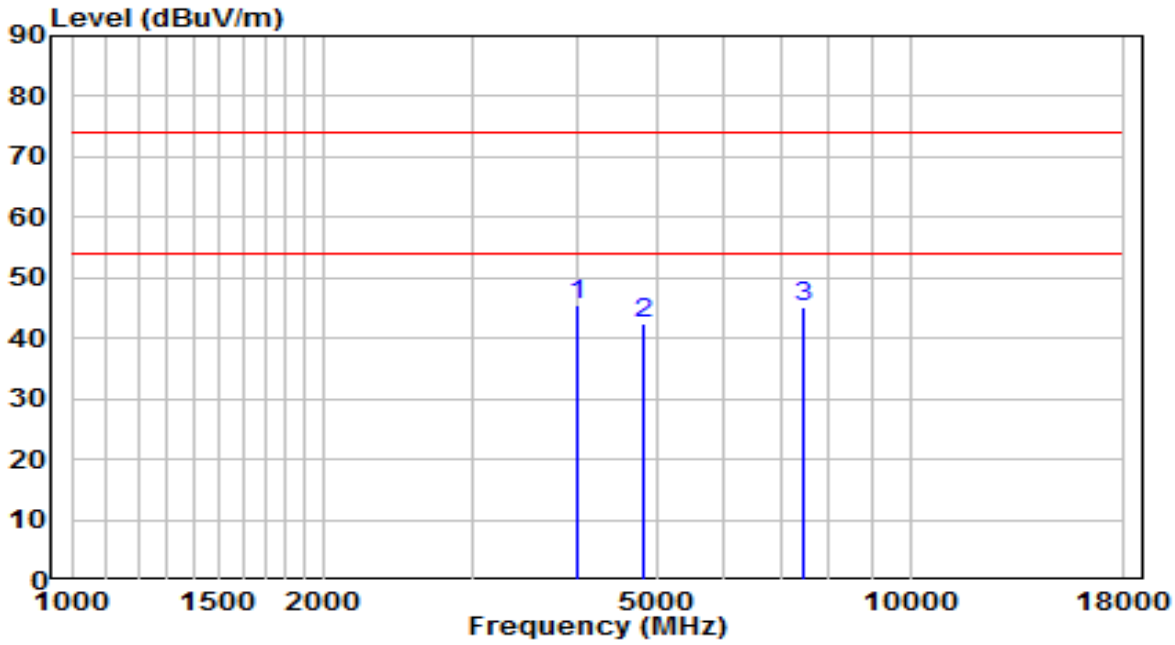

No		Frequency (MHz)	Reading (dBuV)	C.F (dB/m)	Measurement (dBuV/m)	Margin (dB)	Limit (dBuV/m)	Remark (QP/PK/AV)
1	*	4000.500	44.31	1.18	45.50	-28.50	74.00	Peak
2		4825.000	38.89	3.64	42.52	-31.48	74.00	Peak
3		7434.500	32.37	12.72	45.09	-28.91	74.00	Peak

Note:

1. " *", means this data is the worst emission level.
2. C.F (Correction Factor) = Antenna Factor (dB/m)+ Cable Loss (dB)– Preamplifier(dB).
3. Measurement(dBuV/m) = Reading(dBuV) + C.F (Correction Factor).

EUT	AXE5400 Whole Home Mesh Wi-Fi 6E System	Date of Test	2021-11-17
Factor	BBHA 9120D (1GHz~18GHz)_2021	Temp. / Humidity	28.2°C/44.4%
Polarity	Horizontal	Site / Test Engineer	AC1 / Jay
Test Mode	Transmit by 802.11n-HT40 at Channel 2437MHz	Test Voltage	120V/60Hz

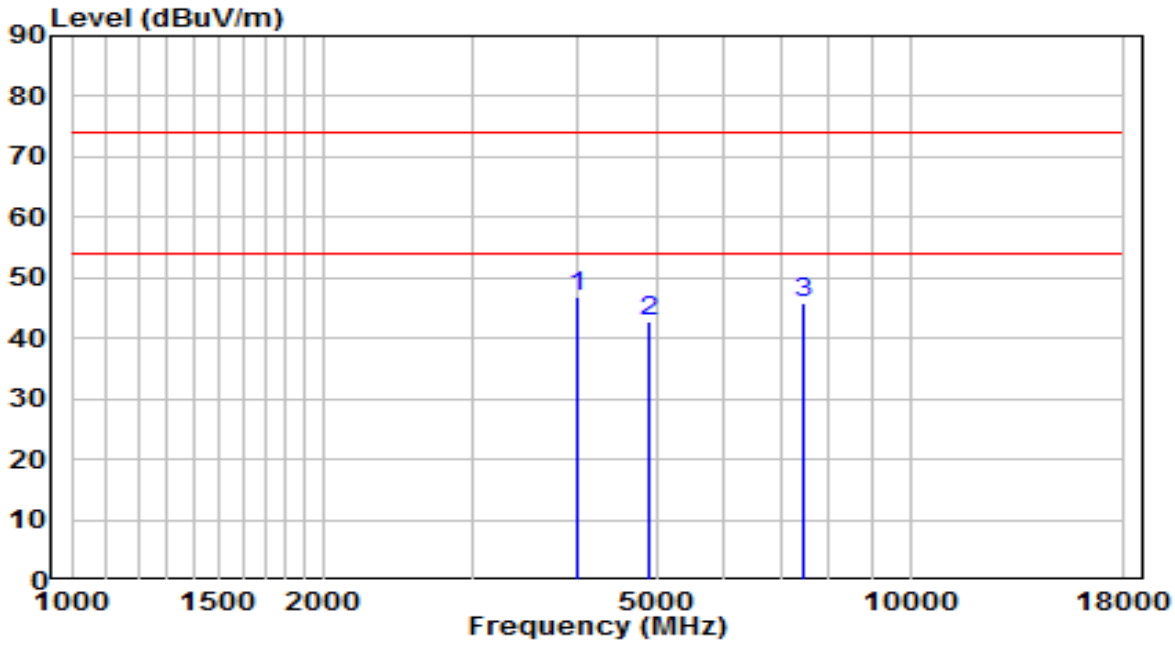

No		Frequency (MHz)	Reading (dBuV)	C.F (dB/m)	Measurement (dBuV/m)	Margin (dB)	Limit (dBuV/m)	Remark (QP/PK/AV)
1	*	4000.500	45.73	1.18	46.91	-27.09	74.00	Peak
2		4884.500	38.98	3.74	42.73	-31.27	74.00	Peak
3		7477.000	33.05	12.91	45.97	-28.03	74.00	Peak

Note:

1. " *", means this data is the worst emission level.
2. C.F (Correction Factor) = Antenna Factor (dB/m)+ Cable Loss (dB)– Preamplifier(dB).
3. Measurement(dBuV/m) = Reading(dBuV) + C.F (Correction Factor).

EUT	AXE5400 Whole Home Mesh Wi-Fi 6E System	Date of Test	2021-11-17
Factor	BBHA 9120D (1GHz~18GHz)_2021	Temp. / Humidity	28.2°C/44.4%
Polarity	Vertical	Site / Test Engineer	AC1 / Jay
Test Mode	Transmit by 802.11n-HT40 at Channel 2437MHz	Test Voltage	120V/60Hz

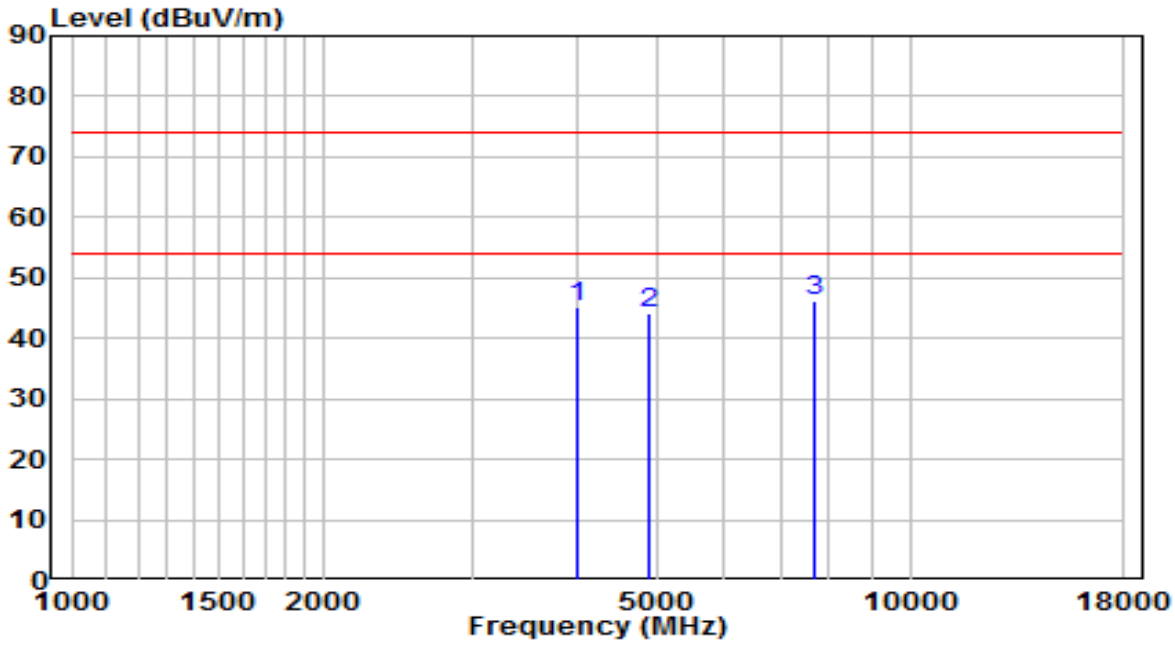

No		Frequency (MHz)	Reading (dBuV)	C.F (dB/m)	Measurement (dBuV/m)	Margin (dB)	Limit (dBuV/m)	Remark (QP/PK/AV)
1		4000.500	44.16	1.18	45.34	-28.66	74.00	Peak
2		4876.000	40.39	3.73	44.12	-29.88	74.00	Peak
3	*	7664.000	33.05	13.15	46.21	-27.79	74.00	Peak

Note:

1. " *", means this data is the worst emission level.
2. C.F (Correction Factor) = Antenna Factor (dB/m)+ Cable Loss (dB)– Preamplifier(dB).
3. Measurement(dBuV/m) = Reading(dBuV) + C.F (Correction Factor).

EUT	AXE5400 Whole Home Mesh Wi-Fi 6E System	Date of Test	2021-11-17
Factor	BBHA 9120D (1GHz~18GHz)_2021	Temp. / Humidity	28.2°C/44.4%
Polarity	Horizontal	Site / Test Engineer	AC1 / Jay
Test Mode	Transmit by 802.11n-HT40 at Channel 2452MHz	Test Voltage	120V/60Hz

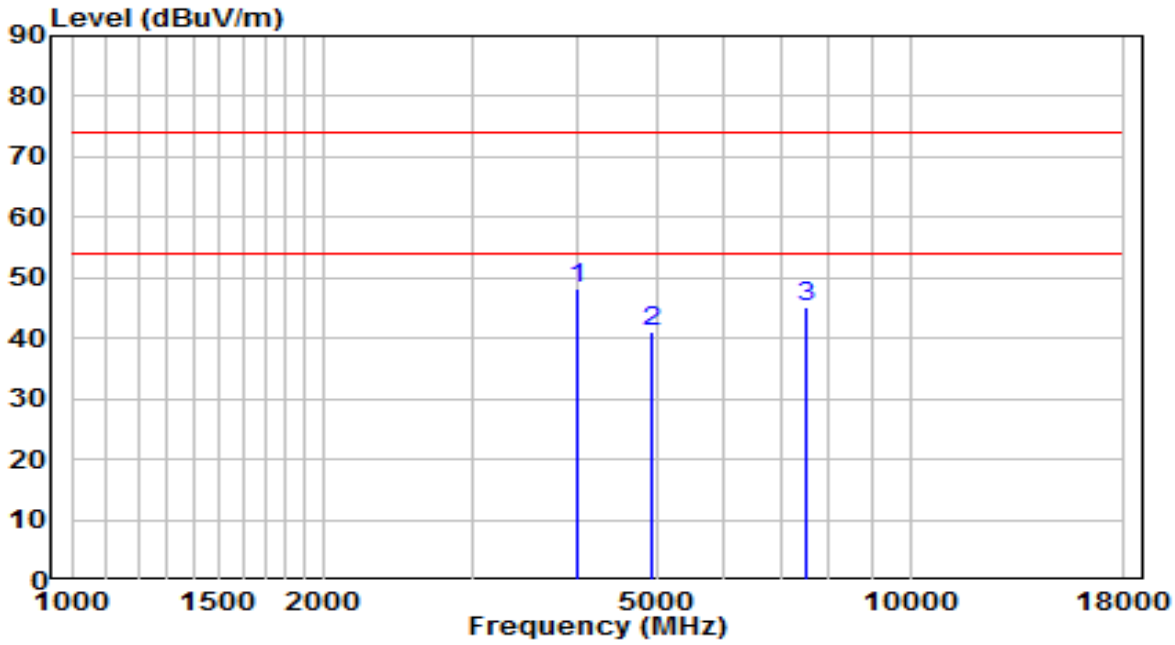

No		Frequency (MHz)	Reading (dBuV)	C.F (dB/m)	Measurement (dBuV/m)	Margin (dB)	Limit (dBuV/m)	Remark (QP/PK/AV)
1	*	4000.500	46.98	1.18	48.16	-25.84	74.00	Peak
2		4918.500	37.27	3.80	41.07	-32.93	74.00	Peak
3		7519.500	32.08	13.03	45.11	-28.89	74.00	Peak

Note:

1. " *", means this data is the worst emission level.
2. C.F (Correction Factor) = Antenna Factor (dB/m)+ Cable Loss (dB)– Preamplifier(dB).
3. Measurement(dBuV/m) = Reading(dBuV) + C.F (Correction Factor).

EUT	AXE5400 Whole Home Mesh Wi-Fi 6E System	Date of Test	2021-11-17
Factor	BBHA 9120D (1GHz~18GHz)_2021	Temp. / Humidity	28.2°C/44.4%
Polarity	Vertical	Site / Test Engineer	AC1 / Jay
Test Mode	Transmit by 802.11n-HT40 at Channel 2452MHz	Test Voltage	120V/60Hz

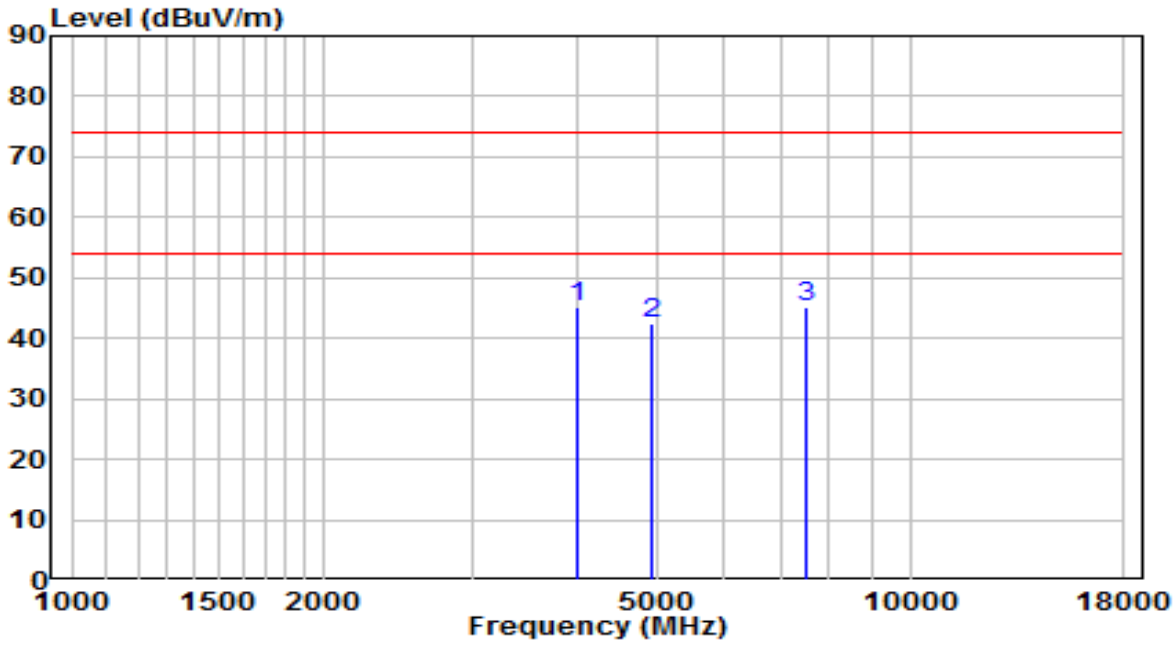

No		Frequency (MHz)	Reading (dBuV)	C.F (dB/m)	Measurement (dBuV/m)	Margin (dB)	Limit (dBuV/m)	Remark (QP/PK/AV)
1		4000.500	44.03	1.18	45.22	-28.78	74.00	Peak
2		4901.500	38.54	3.77	42.31	-31.69	74.00	Peak
3	*	7502.500	32.27	13.02	45.29	-28.71	74.00	Peak

Note:

1. " *", means this data is the worst emission level.
2. C.F (Correction Factor) = Antenna Factor (dB/m)+ Cable Loss (dB)– Preamplifier(dB).
3. Measurement(dBuV/m) = Reading(dBuV) + C.F (Correction Factor).

EUT	AXE5400 Whole Home Mesh Wi-Fi 6E System	Date of Test	2021-11-17
Factor	BBHA 9120D (1GHz~18GHz)_2021	Temp. / Humidity	28.2°C/44.4%
Polarity	Horizontal	Site / Test Engineer	AC1 / Jay
Test Mode	Transmit by 802.11ax-HE20 at Channel 2412MHz	Test Voltage	120V/60Hz

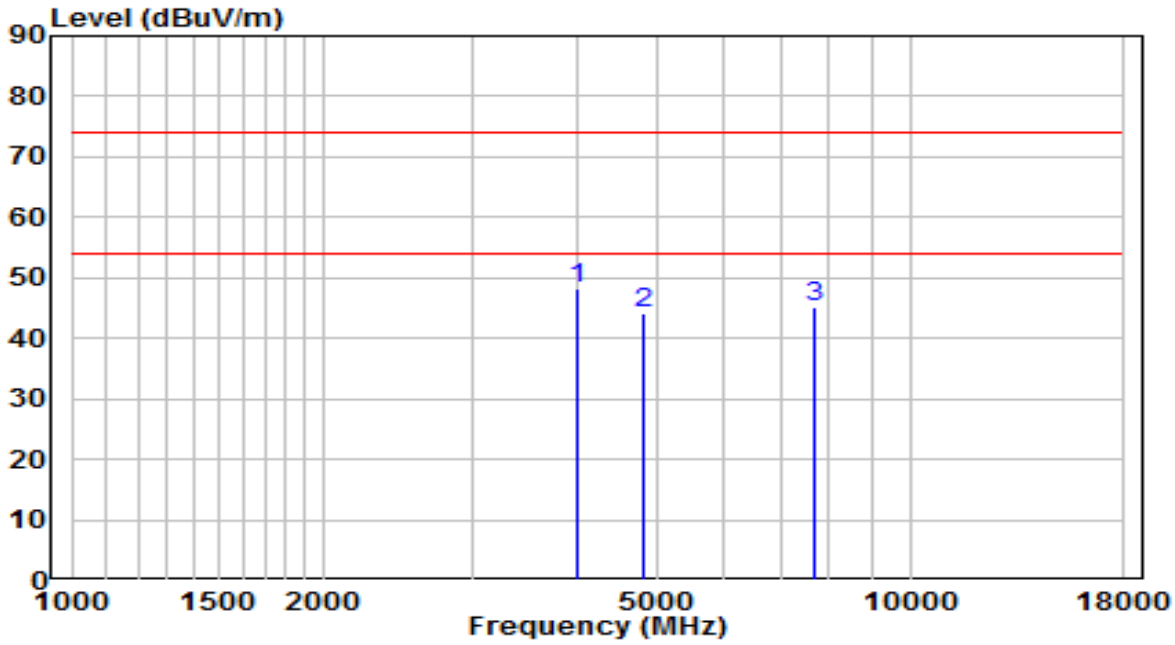

No		Frequency (MHz)	Reading (dBuV)	C.F (dB/m)	Measurement (dBuV/m)	Margin (dB)	Limit (dBuV/m)	Remark (QP/PK/AV)
1	*	4000.500	46.94	1.18	48.12	-25.88	74.00	Peak
2		4825.000	40.65	3.64	44.28	-29.72	74.00	Peak
3		7672.500	32.04	13.16	45.20	-28.80	74.00	Peak

Note:

1. " *", means this data is the worst emission level.
2. C.F (Correction Factor) = Antenna Factor (dB/m)+ Cable Loss (dB)– Preamplifier(dB).
3. Measurement(dBuV/m) = Reading(dBuV) + C.F (Correction Factor).

EUT	AXE5400 Whole Home Mesh Wi-Fi 6E System	Date of Test	2021-11-17
Factor	BBHA 9120D (1GHz~18GHz)_2021	Temp. / Humidity	28.2°C/44.4%
Polarity	Vertical	Site / Test Engineer	AC1 / Jay
Test Mode	Transmit by 802.11ax-HE20 at Channel 2412MHz	Test Voltage	120V/60Hz

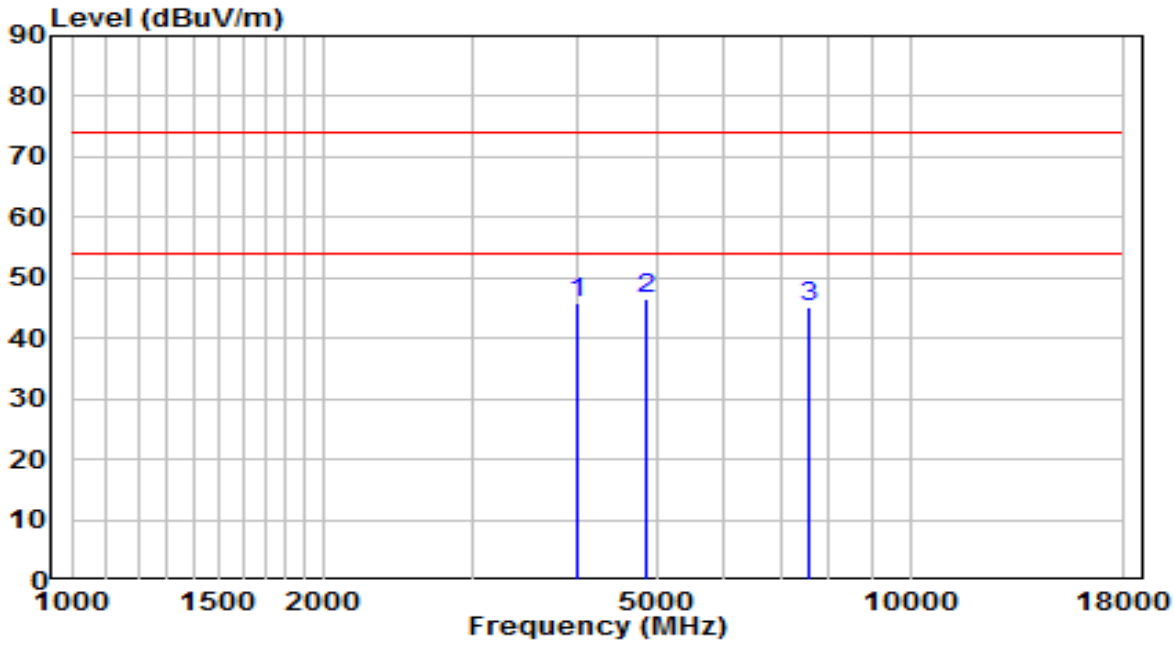

No		Frequency (MHz)	Reading (dBuV)	C.F (dB/m)	Measurement (dBuV/m)	Margin (dB)	Limit (dBuV/m)	Remark (QP/PK/AV)
1		4000.500	44.59	1.18	45.78	-28.22	74.00	Peak
2	*	4833.500	42.93	3.65	46.58	-27.42	74.00	Peak
3		7553.500	32.09	13.06	45.15	-28.85	74.00	Peak

Note:

1. " *", means this data is the worst emission level.
2. C.F (Correction Factor) = Antenna Factor (dB/m)+ Cable Loss (dB)– Preamplifier(dB).
3. Measurement(dBuV/m) = Reading(dBuV) + C.F (Correction Factor).

EUT	AXE5400 Whole Home Mesh Wi-Fi 6E System	Date of Test	2021-11-17
Factor	BBHA 9120D (1GHz~18GHz)_2021	Temp. / Humidity	28.2°C/44.4%
Polarity	Horizontal	Site / Test Engineer	AC1 / Jay
Test Mode	Transmit by 802.11ax-HE20 at Channel 2437MHz	Test Voltage	120V/60Hz

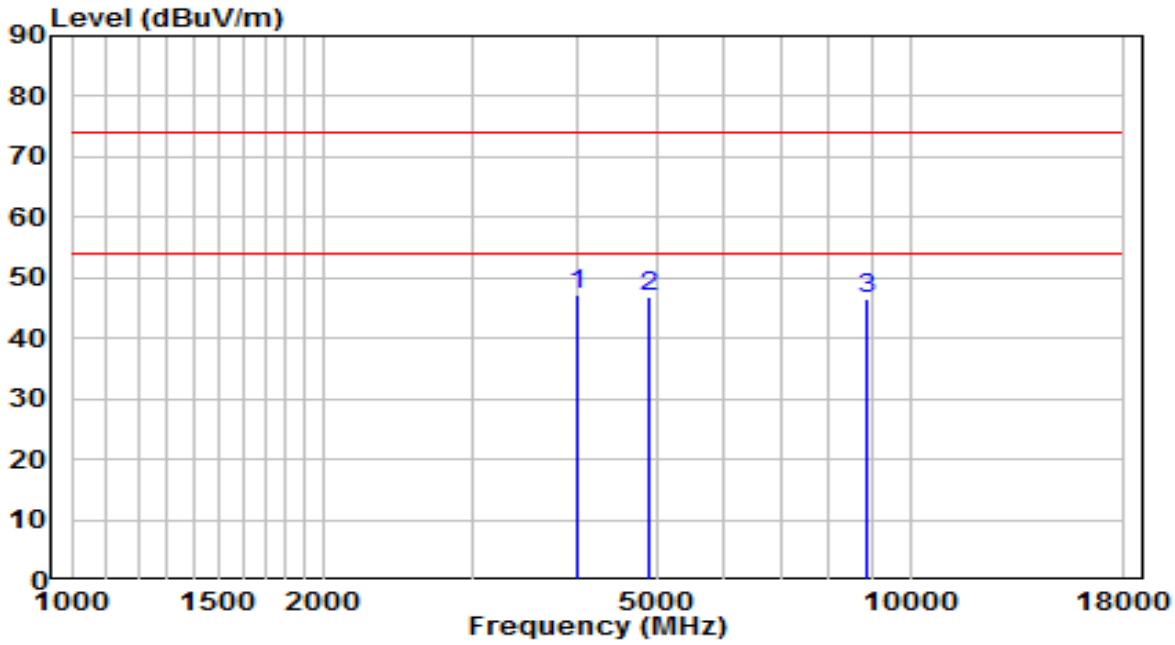

No		Frequency (MHz)	Reading (dBuV)	C.F (dB/m)	Measurement (dBuV/m)	Margin (dB)	Limit (dBuV/m)	Remark (QP/PK/AV)
1	*	4000.500	45.91	1.18	47.09	-26.91	74.00	Peak
2		4867.500	43.26	3.71	46.97	-27.03	74.00	Peak
3		8871.000	31.81	14.56	46.37	-27.63	74.00	Peak

Note:

1. " *", means this data is the worst emission level.
2. C.F (Correction Factor) = Antenna Factor (dB/m)+ Cable Loss (dB)– Preamplifier(dB).
3. Measurement(dBuV/m) = Reading(dBuV) + C.F (Correction Factor).

EUT	AXE5400 Whole Home Mesh Wi-Fi 6E System	Date of Test	2021-11-17
Factor	BBHA 9120D (1GHz~18GHz)_2021	Temp. / Humidity	28.2°C/44.4%
Polarity	Vertical	Site / Test Engineer	AC1 / Jay
Test Mode	Transmit by 802.11ax-HE20 at Channel 2437MHz	Test Voltage	120V/60Hz

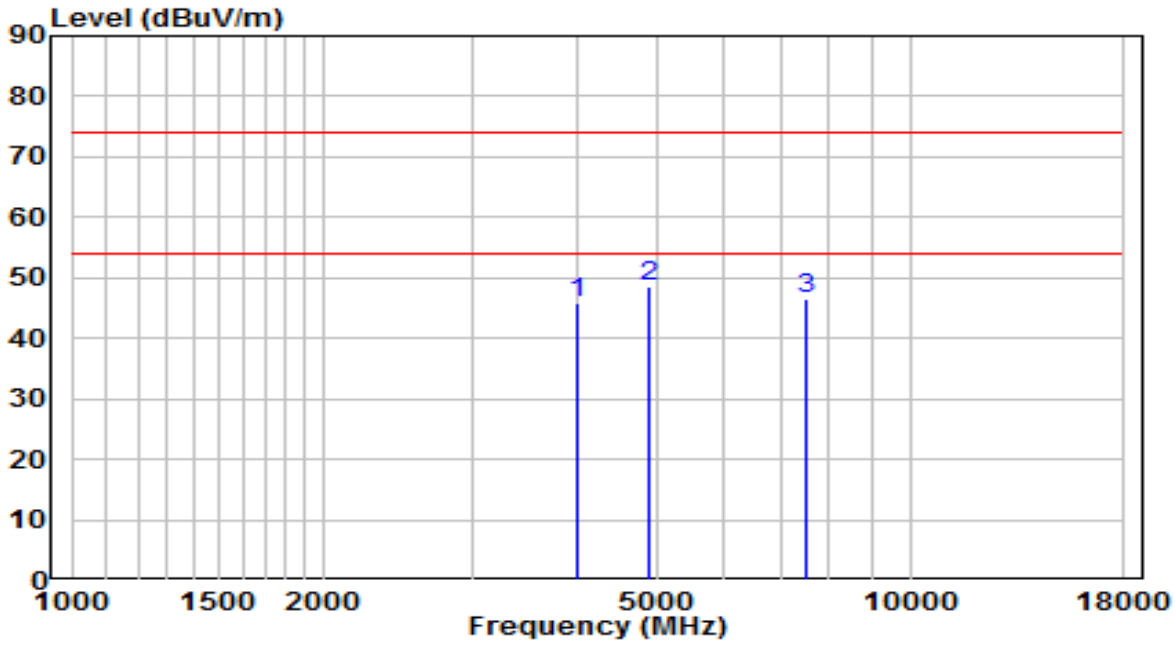

No		Frequency (MHz)	Reading (dBuV)	C.F (dB/m)	Measurement (dBuV/m)	Margin (dB)	Limit (dBuV/m)	Remark (QP/PK/AV)
1		4000.500	44.55	1.18	45.73	-28.27	74.00	Peak
2	*	4876.000	44.98	3.73	48.71	-25.29	74.00	Peak
3		7494.000	33.43	12.99	46.42	-27.58	74.00	Peak

Note:

1. " *", means this data is the worst emission level.
2. C.F (Correction Factor) = Antenna Factor (dB/m)+ Cable Loss (dB)– Preamplifier(dB).
3. Measurement(dBuV/m) = Reading(dBuV) + C.F (Correction Factor).

EUT	AXE5400 Whole Home Mesh Wi-Fi 6E System	Date of Test	2021-11-17
Factor	BBHA 9120D (1GHz~18GHz)_2021	Temp. / Humidity	28.2°C/44.4%
Polarity	Horizontal	Site / Test Engineer	AC1 / Jay
Test Mode	Transmit by 802.11ax-HE20 at Channel 2462MHz	Test Voltage	120V/60Hz

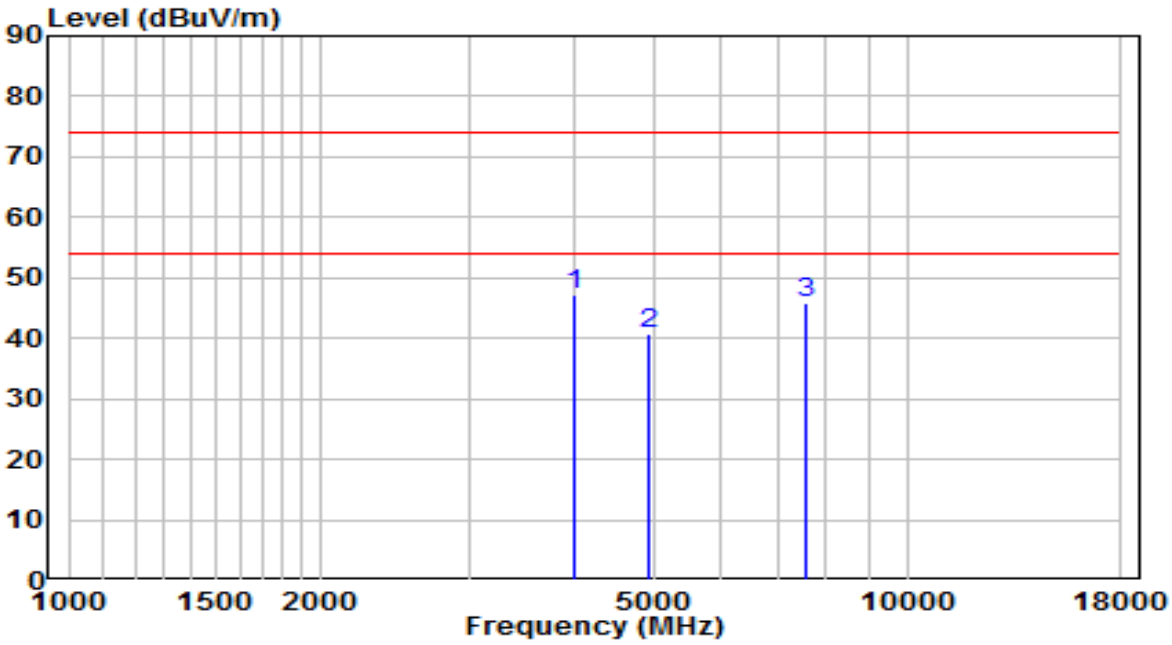

No		Frequency (MHz)	Reading (dBuV)	C.F (dB/m)	Measurement (dBuV/m)	Margin (dB)	Limit (dBuV/m)	Remark (QP/PK/AV)
1	*	4000.500	46.00	1.18	47.19	-26.81	74.00	Peak
2		4918.500	36.84	3.80	40.64	-33.36	74.00	Peak
3		7553.500	32.70	13.06	45.76	-28.24	74.00	Peak

Note:

1. " *", means this data is the worst emission level.
2. C.F (Correction Factor) = Antenna Factor (dB/m)+ Cable Loss (dB)– Preamplifier(dB).
3. Measurement(dBuV/m) = Reading(dBuV) + C.F (Correction Factor).

EUT	AXE5400 Whole Home Mesh Wi-Fi 6E System	Date of Test	2021-11-17
Factor	BBHA 9120D (1GHz~18GHz)_2021	Temp. / Humidity	28.2°C/44.4%
Polarity	Vertical	Site / Test Engineer	AC1 / Jay
Test Mode	Transmit by 802.11ax-HE20 at Channel 2462MHz	Test Voltage	120V/60Hz

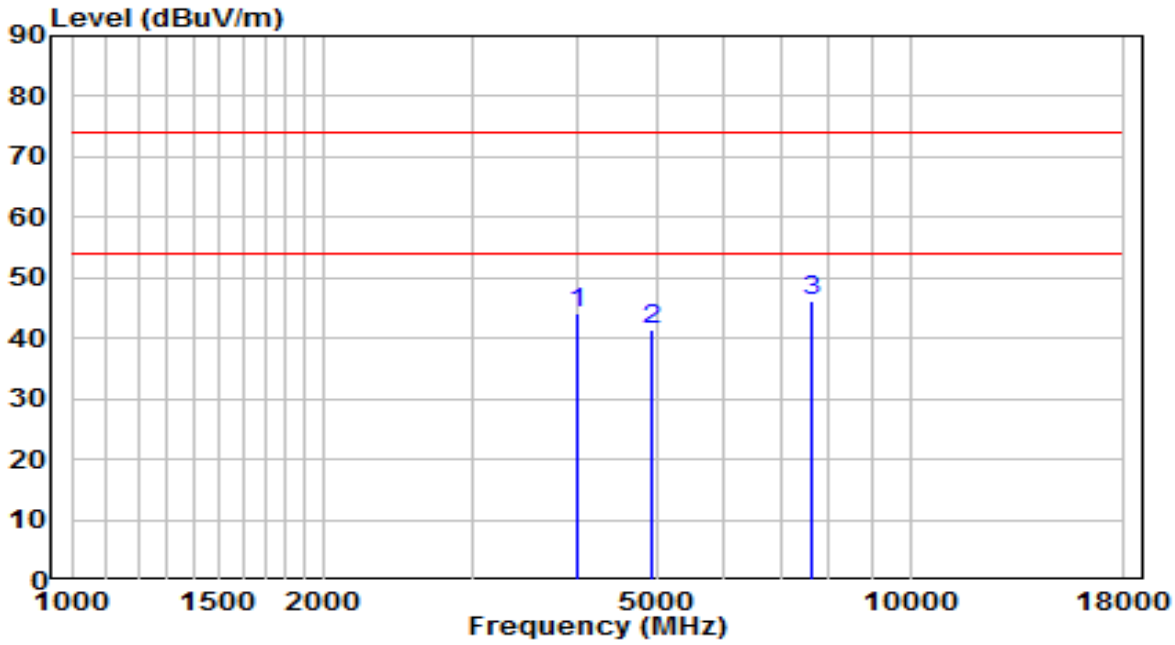

No		Frequency (MHz)	Reading (dBuV)	C.F (dB/m)	Measurement (dBuV/m)	Margin (dB)	Limit (dBuV/m)	Remark (QP/PK/AV)
1		4000.500	43.05	1.18	44.24	-29.76	74.00	Peak
2		4918.500	37.65	3.80	41.45	-32.55	74.00	Peak
3	*	7655.500	33.09	13.14	46.23	-27.77	74.00	Peak

Note:

1. " *", means this data is the worst emission level.
2. C.F (Correction Factor) = Antenna Factor (dB/m)+ Cable Loss (dB)– Preamplifier(dB).
3. Measurement(dBuV/m) = Reading(dBuV) + C.F (Correction Factor).

EUT	AXE5400 Whole Home Mesh Wi-Fi 6E System	Date of Test	2021-11-17
Factor	BBHA 9120D (1GHz~18GHz)_2021	Temp. / Humidity	28.2°C/44.4%
Polarity	Horizontal	Site / Test Engineer	AC1 / Jay
Test Mode	Transmit by 802.11ax-HE40 at Channel 2422MHz	Test Voltage	120V/60Hz

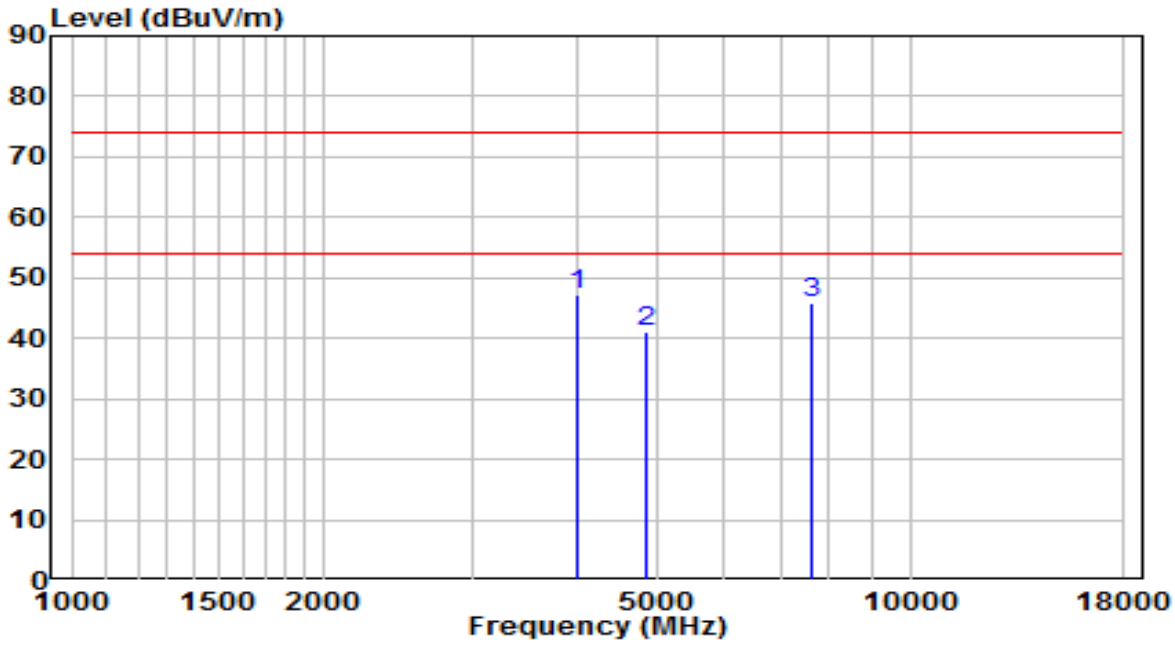

No		Frequency (MHz)	Reading (dBuV)	C.F (dB/m)	Measurement (dBuV/m)	Margin (dB)	Limit (dBuV/m)	Remark (QP/PK/AV)
1	*	4000.500	46.09	1.18	47.27	-26.73	74.00	Peak
2		4842.000	37.50	3.67	41.16	-32.84	74.00	Peak
3		7604.500	32.87	13.10	45.97	-28.03	74.00	Peak

Note:

1. " *", means this data is the worst emission level.
2. C.F (Correction Factor) = Antenna Factor (dB/m)+ Cable Loss (dB)– Preamplifier(dB).
3. Measurement(dBuV/m) = Reading(dBuV) + C.F (Correction Factor).

EUT	AXE5400 Whole Home Mesh Wi-Fi 6E System	Date of Test	2021-11-17
Factor	BBHA 9120D (1GHz~18GHz)_2021	Temp. / Humidity	28.2°C/44.4%
Polarity	Vertical	Site / Test Engineer	AC1 / Jay
Test Mode	Transmit by 802.11ax-HE40 at Channel 2422MHz	Test Voltage	120V/60Hz

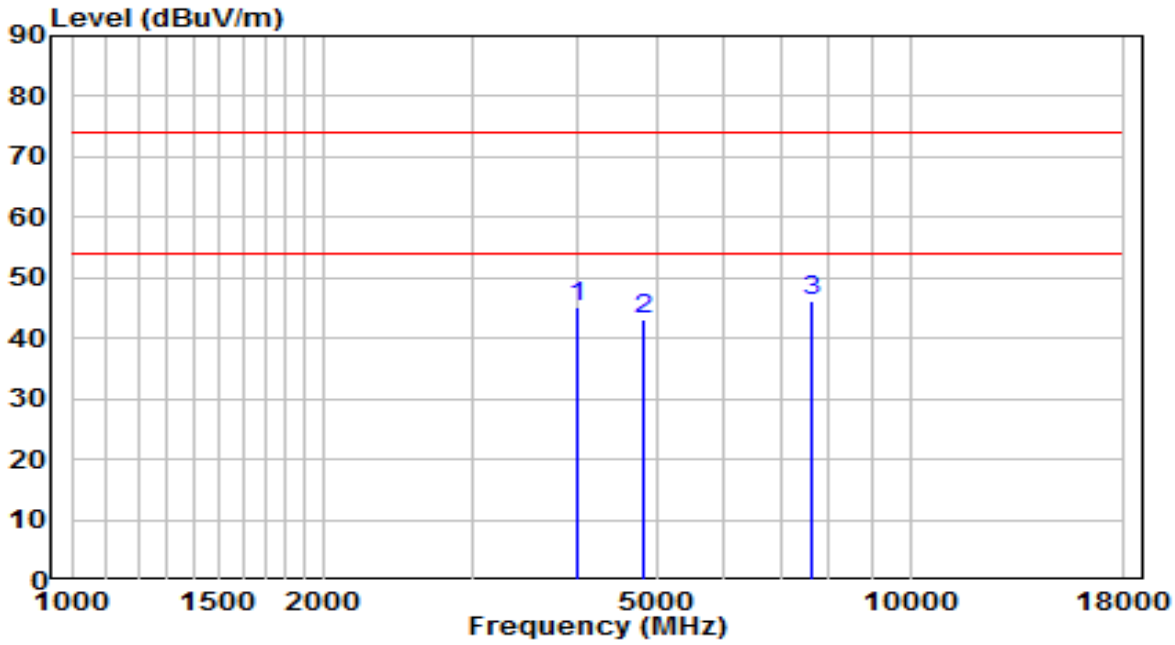

No		Frequency (MHz)	Reading (dBuV)	C.F (dB/m)	Measurement (dBuV/m)	Margin (dB)	Limit (dBuV/m)	Remark (QP/PK/AV)
1		4000.500	44.12	1.18	45.31	-28.69	74.00	Peak
2		4825.000	39.66	3.64	43.30	-30.70	74.00	Peak
3	*	7613.000	33.08	13.11	46.19	-27.81	74.00	Peak

Note:

1. " *", means this data is the worst emission level.
2. C.F (Correction Factor) = Antenna Factor (dB/m)+ Cable Loss (dB)– Preamplifier(dB).
3. Measurement(dBuV/m) = Reading(dBuV) + C.F (Correction Factor).

EUT	AXE5400 Whole Home Mesh Wi-Fi 6E System	Date of Test	2021-11-17
Factor	BBHA 9120D (1GHz~18GHz)_2021	Temp. / Humidity	28.2°C/44.4%
Polarity	Horizontal	Site / Test Engineer	AC1 / Jay
Test Mode	Transmit by 802.11ax-HE40 at Channel 2437MHz	Test Voltage	120V/60Hz

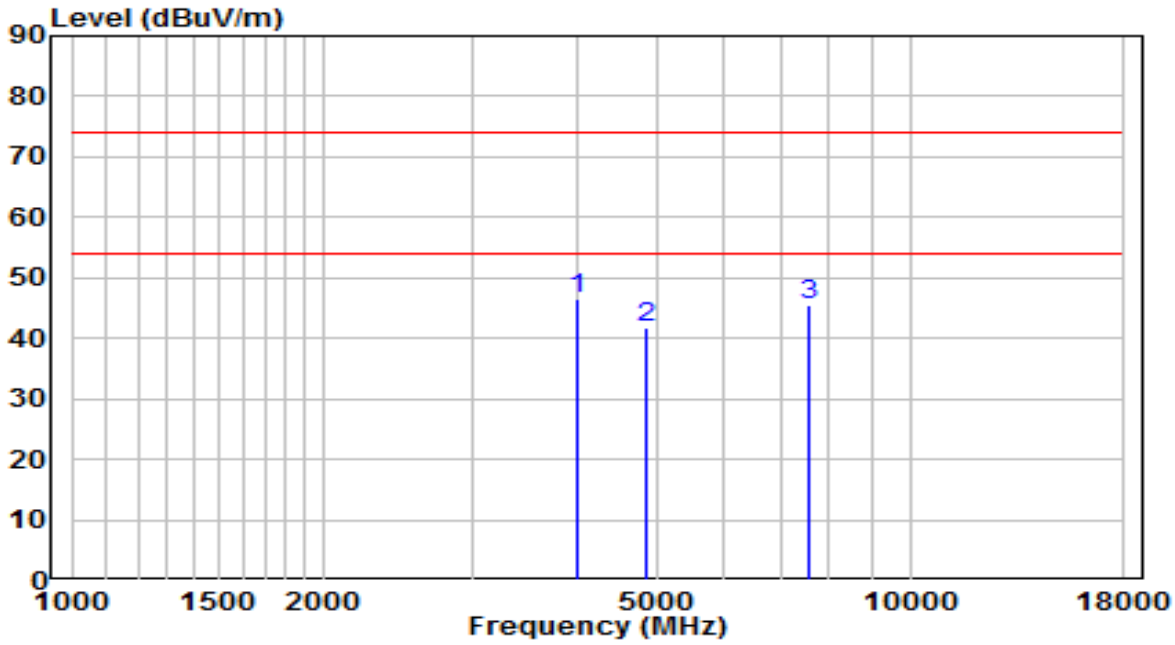

No		Frequency (MHz)	Reading (dBuV)	C.F (dB/m)	Measurement (dBuV/m)	Margin (dB)	Limit (dBuV/m)	Remark (QP/PK/AV)
1	*	4000.500	45.41	1.18	46.60	-27.40	74.00	Peak
2		4859.000	38.17	3.70	41.86	-32.14	74.00	Peak
3		7596.000	32.44	13.09	45.54	-28.46	74.00	Peak

Note:

1. " *", means this data is the worst emission level.
2. C.F (Correction Factor) = Antenna Factor (dB/m)+ Cable Loss (dB)– Preamplifier(dB).
3. Measurement(dBuV/m) = Reading(dBuV) + C.F (Correction Factor).

EUT	AXE5400 Whole Home Mesh Wi-Fi 6E System	Date of Test	2021-11-17
Factor	BBHA 9120D (1GHz~18GHz)_2021	Temp. / Humidity	28.2°C/44.4%
Polarity	Vertical	Site / Test Engineer	AC1 / Jay
Test Mode	Transmit by 802.11ax-HE40 at Channel 2437MHz	Test Voltage	120V/60Hz

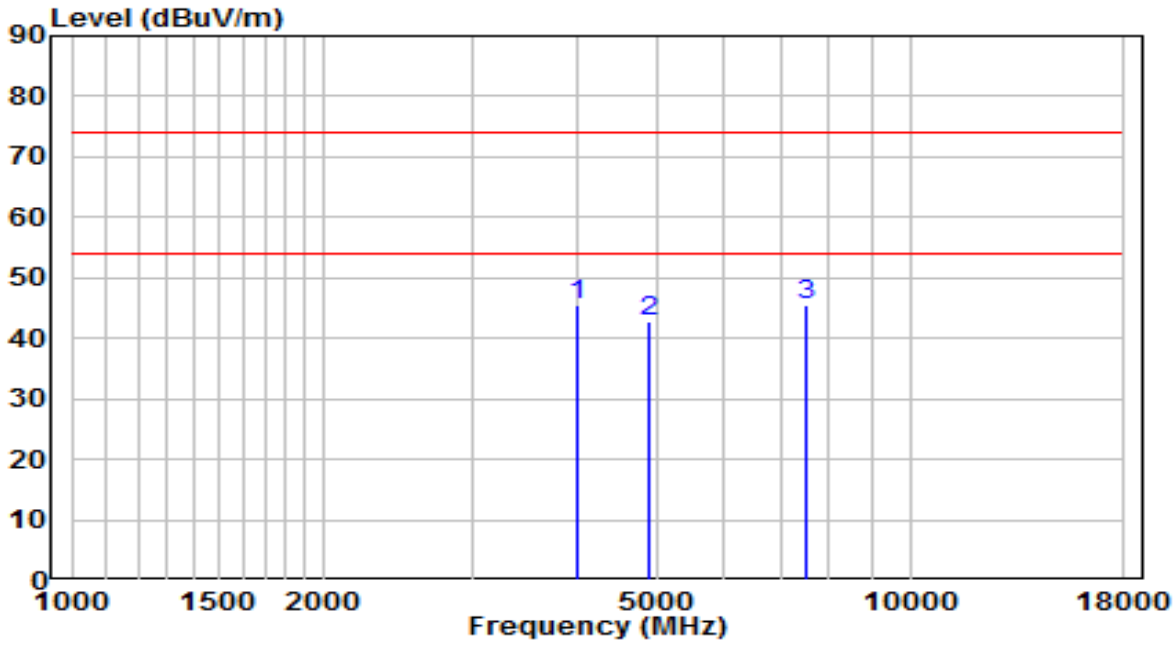

No		Frequency (MHz)	Reading (dBuV)	C.F (dB/m)	Measurement (dBuV/m)	Margin (dB)	Limit (dBuV/m)	Remark (QP/PK/AV)
1		4000.500	44.18	1.18	45.36	-28.64	74.00	Peak
2		4867.500	39.01	3.71	42.72	-31.28	74.00	Peak
3	*	7494.000	32.42	12.99	45.41	-28.59	74.00	Peak

Note:

1. " *", means this data is the worst emission level.
2. C.F (Correction Factor) = Antenna Factor (dB/m)+ Cable Loss (dB)– Preamplifier(dB).
3. Measurement(dBuV/m) = Reading(dBuV) + C.F (Correction Factor).

EUT	AXE5400 Whole Home Mesh Wi-Fi 6E System	Date of Test	2021-11-17
Factor	BBHA 9120D (1GHz~18GHz)_2021	Temp. / Humidity	28.2°C/44.4%
Polarity	Horizontal	Site / Test Engineer	AC1 / Jay
Test Mode	Transmit by 802.11ax-HE40 at Channel 2452MHz	Test Voltage	120V/60Hz

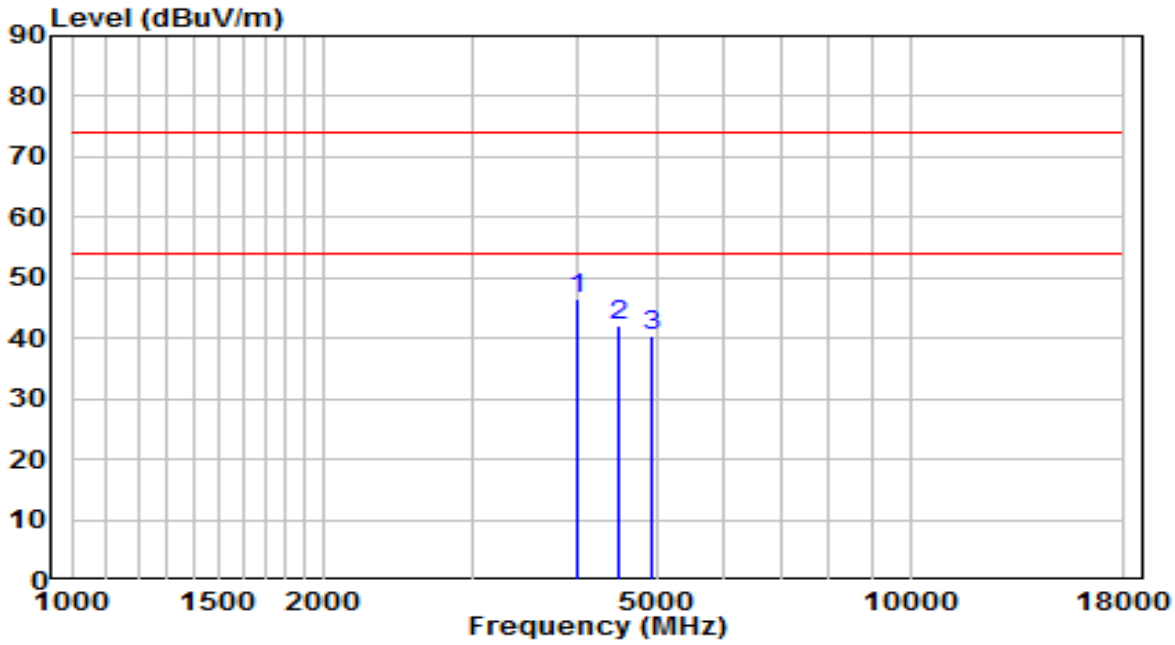

No		Frequency (MHz)	Reading (dBuV)	C.F (dB/m)	Measurement (dBuV/m)	Margin (dB)	Limit (dBuV/m)	Remark (QP/PK/AV)
1	*	4000.500	45.42	1.18	46.60	-27.40	74.00	Peak
2		4502.000	39.10	3.05	42.15	-31.85	74.00	Peak
3		4910.000	36.68	3.79	40.47	-33.53	74.00	Peak

Note:

1. " *", means this data is the worst emission level.
2. C.F (Correction Factor) = Antenna Factor (dB/m)+ Cable Loss (dB)– Preamplifier(dB).
3. Measurement(dBuV/m) = Reading(dBuV) + C.F (Correction Factor).

EUT	AXE5400 Whole Home Mesh Wi-Fi 6E System	Date of Test	2021-11-17
Factor	BBHA 9120D (1GHz~18GHz)_2021	Temp. / Humidity	28.2°C/44.4%
Polarity	Vertical	Site / Test Engineer	AC1 / Jay
Test Mode	Transmit by 802.11ax-HE40 at Channel 2452MHz	Test Voltage	120V/60Hz

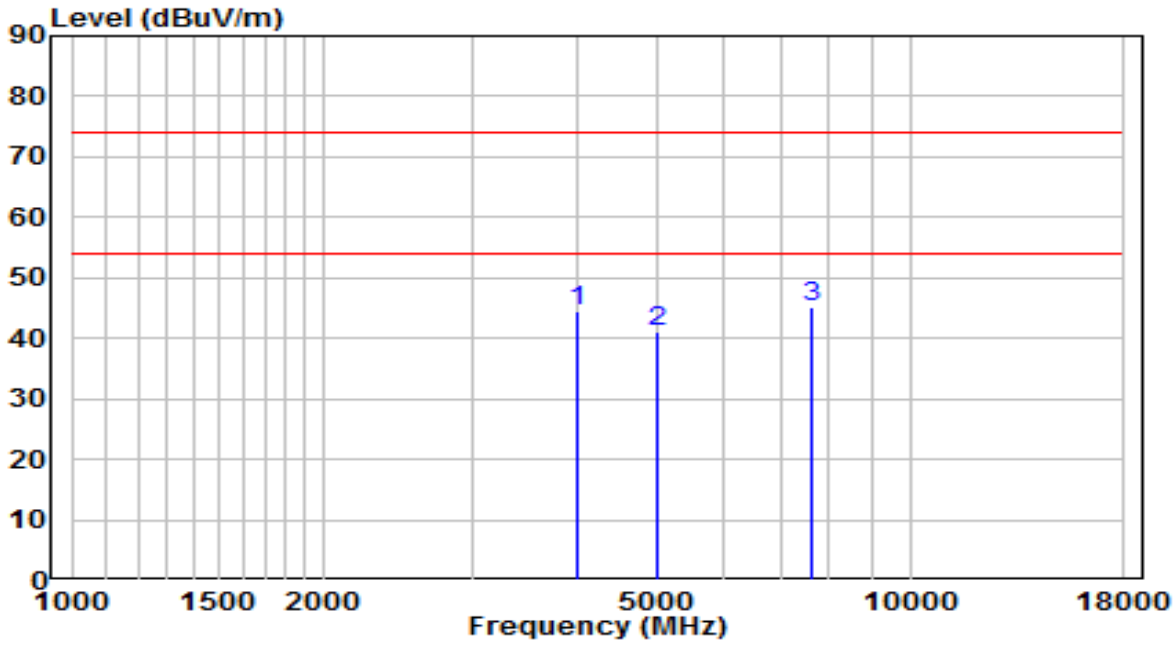

No		Frequency (MHz)	Reading (dBuV)	C.F (dB/m)	Measurement (dBuV/m)	Margin (dB)	Limit (dBuV/m)	Remark (QP/PK/AV)
1		4000.500	43.38	1.18	44.56	-29.44	74.00	Peak
2		5003.500	37.12	3.96	41.07	-32.93	74.00	Peak
3	*	7630.000	32.02	13.12	45.14	-28.86	74.00	Peak

Note:

1. " *", means this data is the worst emission level.
2. C.F (Correction Factor) = Antenna Factor (dB/m)+ Cable Loss (dB)– Preamplifier(dB).
3. Measurement(dBuV/m) = Reading(dBuV) + C.F (Correction Factor).

The Result of Radiated Emission below 1GHz:

EUT	AXE5400 Whole Home Mesh Wi-Fi 6E System	Date of Test	2021-11-19
Factor	AC1_VULB 9168 _20-2000MHz	Temp. / Humidity	28.2°C /44.4%
Polarity	Horizontal	Site / Test Engineer	AC1 / Jay
Test Mode	Transmit by 802.11ax-HE40 at Channel 2452MHz	Test Voltage	120V/60Hz

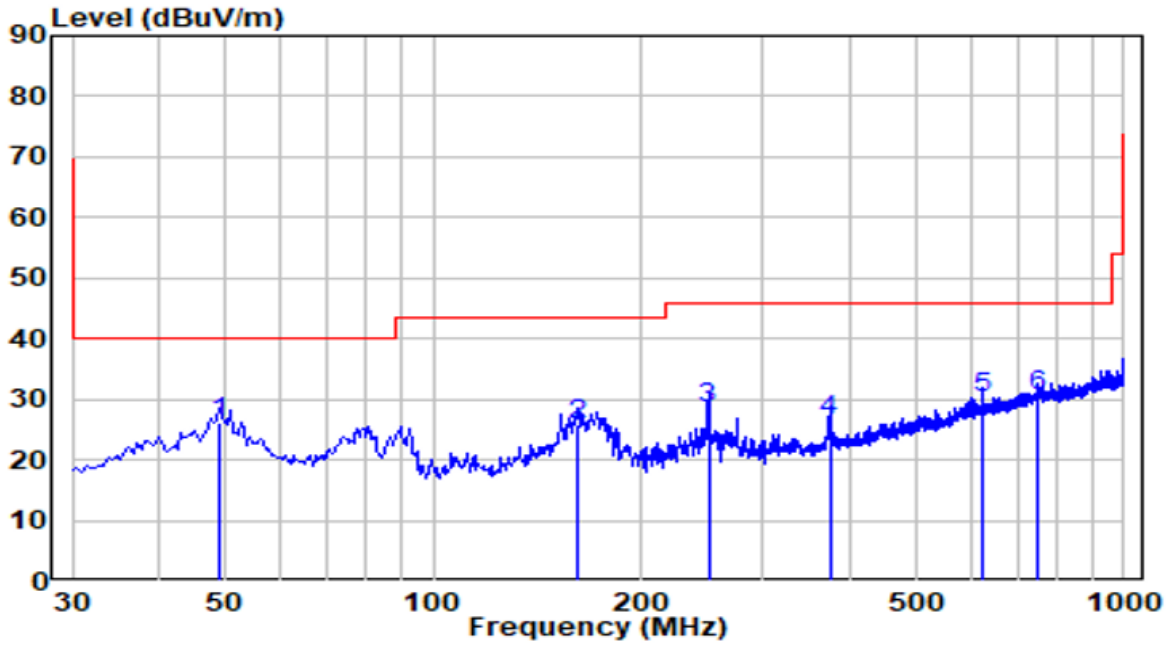

No		Frequency (MHz)	Reading (dBuV)	C.F (dB)	Measurement (dBuV/m)	Margin (dB)	Limit (dBuV/m)	Remark (QP/PK/AV)
1	*	48.915	4.05	22.00	26.05	-13.95	40.00	QP
2		162.405	9.32	16.40	25.72	-17.78	43.50	QP
3		250.190	7.92	20.54	28.46	-17.54	46.00	QP
4		374.835	2.82	23.64	26.46	-19.54	46.00	QP
5		625.095	2.00	28.21	30.21	-15.79	46.00	QP
6		752.165	0.48	30.13	30.61	-15.39	46.00	QP

Note:

1. " *", means this data is the worst emission level.
2. C.F (Correction Factor) = Antenna Factor (dB)+ Cable Loss (dB).
3. Measurement(dBuV/m) = Reading(dBuV) + C.F (Correction Factor).
4. The amplitude of Radiated emissions (the test frequency range: 9kHz ~ 30MHz, 18GHz ~ 25GHz), is that proximity to ambient noise, which also are attenuated more than 20 dB below the permissible value. Therefore, the data is not presented in the report.

EUT	AXE5400 Whole Home Mesh Wi-Fi 6E System	Date of Test	2021-11-19
Factor	AC1_VULB 9168 _20-2000MHz	Temp. / Humidity	28.2°C /44.4%
Polarity	Vertical	Site / Test Engineer	AC1 / Jay
Test Mode	Transmit by 802.11ax-HE40 at Channel 2452MHz	Test Voltage	120V/60Hz

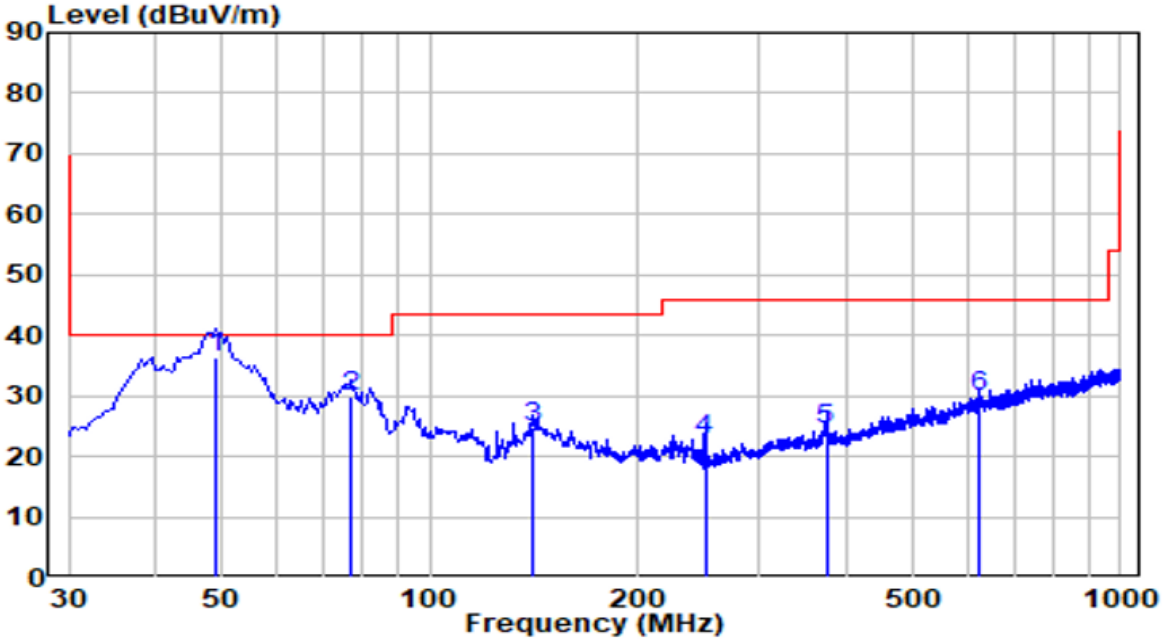

No		Frequency (MHz)	Reading (dBuV)	C.F (dB)	Measurement (dBuV/m)	Margin (dB)	Limit (dBuV/m)	Remark (QP/PK/AV)
1	*	48.915	14.18	22.00	36.18	-3.82	40.00	QP
2		77.045	14.63	15.12	29.75	-10.25	40.00	QP
3		140.580	8.60	16.03	24.63	-18.87	43.50	QP
4		250.190	2.31	20.54	22.85	-23.15	46.00	QP
5		374.835	0.79	23.64	24.43	-21.57	46.00	QP
6		625.095	1.74	28.21	29.95	-16.05	46.00	QP

Note:

1. " *", means this data is the worst emission level.
2. C.F (Correction Factor) = Antenna Factor (dB)+ Cable Loss (dB).
3. Measurement(dBuV/m) = Reading(dBuV) + C.F (Correction Factor).
4. The amplitude of Radiated emissions (the test frequency range: 9kHz ~ 30MHz, 18GHz ~ 25GHz), is that proximity to ambient noise, which also are attenuated more than 20 dB below the permissible value. Therefore, the data is not presented in the report.

7.7. Radiated Restricted Band Edge Measurement

7.7.1.Test Limit

For 15.205 requirement:

Radiated emissions which fall in the restricted bands, as defined in Section 15.205(a) of FCC part 15, must also comply with the radiated emission limits specified in Section 15.209(a).

Frequency (MHz)	Frequency (MHz)	Frequency (MHz)	Frequency (GHz)
0.090 - 0.110	16.42 - 16.423	399.9 - 410	4.5 - 5.15
[1] 0.495 - 0.505	16.69475 - 16.69525	608 - 614	5.35 - 5.46
2.1735 - 2.1905	16.80425 - 16.80475	960 - 1240	7.25 - 7.75
4.125 - 4.128	25.5 - 25.67	1300 - 1427	8.025 - 8.5
4.17725 - 4.17775	37.5 - 38.25	1435 - 1626.5	9.0 - 9.2
4.20725 - 4.20775	73 - 74.6	1645.5 - 1646.5	9.3 - 9.5
6.215 - 6.218	74.8 - 75.2	1660 - 1710	10.6 - 12.7
6.26775 - 6.26825	108 - 121.94	1718.8 - 1722.2	13.25 - 13.4
6.31175 - 6.31225	123 - 138	2200 - 2300	14.47 - 14.5
8.291 - 8.294	149.9 - 150.05	2310 - 2390	15.35 - 16.2
8.362 - 8.366	156.52475 - 156.52525	2483.5 - 2500	17.7 - 21.4
8.37625 - 8.38675	156.7 - 156.9	2690 - 2900	22.01 - 23.12
8.41425 - 8.41475	162.0125 - 167.17	3260 - 3267	23.6 - 24.0
12.29 - 12.293	167.72 - 173.2	3332 - 3339	31.2 - 31.8
12.51975 - 12.52025	240 - 285	3345.8 - 3358	36.43 - 36.5
12.57675 - 12.57725	322 - 335.4	3600 - 4400	([2])
13.36 - 13.41	--	--	--

All out of band emissions appearing in a restricted band as specified in Section 15.205 of the Title 47CFR must not exceed the limits shown in Table per Section 15.209.

FCC Part 15 Subpart C Paragraph 15.209 Limits		
Frequency [MHz]	Field Strength [uV/m]	Measured Distance [Meters]
0.009 - 0.490	2400/F (kHz)	300
0.490 - 1.705	24000/F (kHz)	30
1.705 - 30	30	30
30 - 88	100	3
88 - 216	150	3
216 - 960	200	3
Above 960	500	3

7.7.2.Test Procedure Used

ANSI C63.10 - 2013 - Section 11.12

ANSI C63.10 - 2013 - Section 6.3 (General Requirements)

ANSI C63.10 - 2013 - Section 6.6 (Standard test method above 1GHz)

7.7.3.Test Setting

Peak Field Strength Measurements

1. Analyzer center frequency was set to the frequency of the radiated spurious emission of interest
2. RBW = 1MHz
3. VBW = 3MHz
4. Detector = peak
5. Sweep time = auto couple
6. Trace mode = max hold
7. Trace was allowed to stabilize

Average Measurements above 1GHz (Method VB)

1. Analyzer center frequency was set to the frequency of the radiated spurious emission of interest
2. RBW = 1MHz
3. VBW; If the EUT is configured to transmit with duty cycle ≥ 98%, set VBW = 10 Hz.

   If the EUT duty cycle is < 98%, set VBW ≥ 1/T. T is the minimum transmission duration.
4. Detector = Peak
5. Sweep time = auto
6. Trace mode = max hold
7. Trace was allowed to stabilize

7.7.4.Test Setup

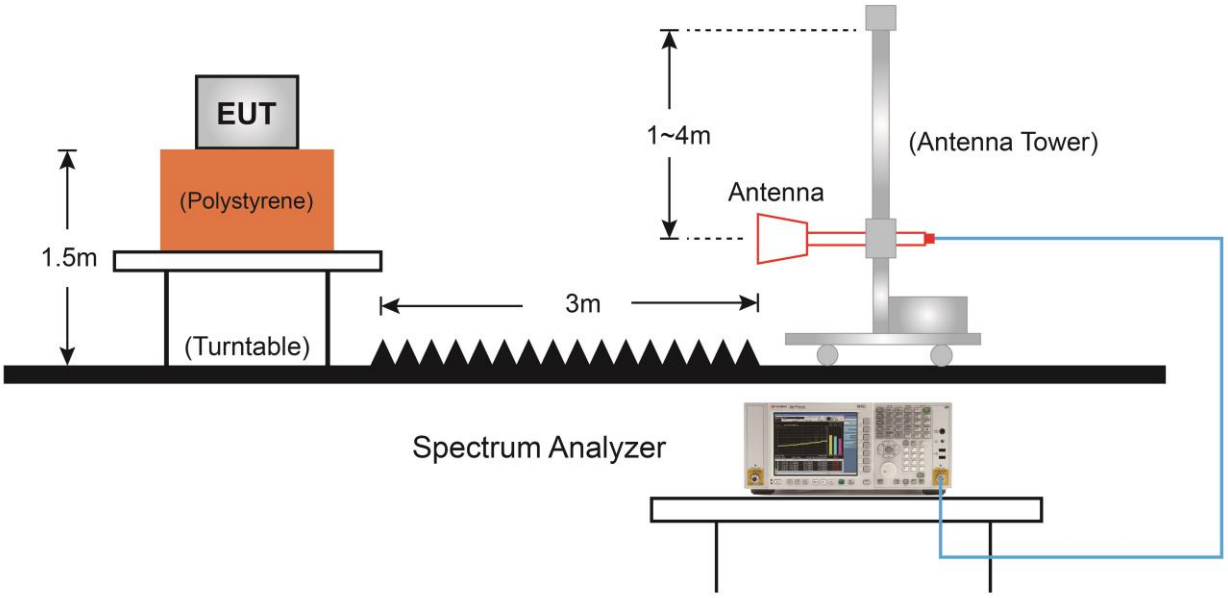

7.7.5.Test Result

EUT	AXE5400 Whole Home Mesh Wi-Fi 6E System	Date of Test	2021-11-19
Factor	BBHA 9120D (1GHz~18GHz)_2021	Temp. / Humidity	23.6°C/41.4%
Polarity	Horizontal	Site / Test Engineer	AC1 / Jay
Test Mode	Transmit by 802.11b at Channel 2412MHz	Test Voltage	120V/60Hz

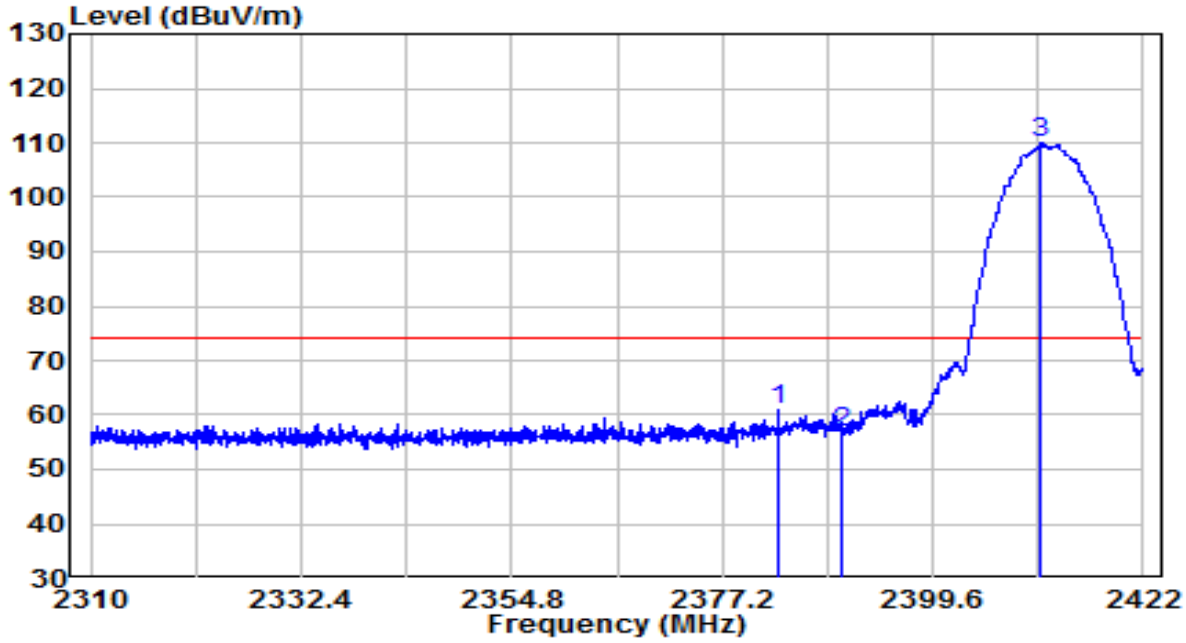

No		Frequency (MHz)	Reading (dBuV)	C.F (dB/m)	Measurement (dBuV/m)	Margin (dB)	Limit (dBuV/m)	Remark (QP/PK/AV)
1		2383.136	28.57	32.19	60.76	-13.24	74.00	Peak
2		2390.000	24.70	32.22	56.91	-17.09	74.00	Peak
3	*	2411.136	77.58	32.31	109.88	N/A	N/A	Peak

EUT	AXE5400 Whole Home Mesh Wi-Fi 6E System	Date of Test	2021-11-17
Factor	BBHA 9120D (1GHz~18GHz)_2021	Temp. / Humidity	23.6°C/41.4%
Polarity	Horizontal	Site / Test Engineer	AC1 / Jay
Test Mode	Transmit by 802.11b at Channel 2412MHz	Test Voltage	120V/60Hz

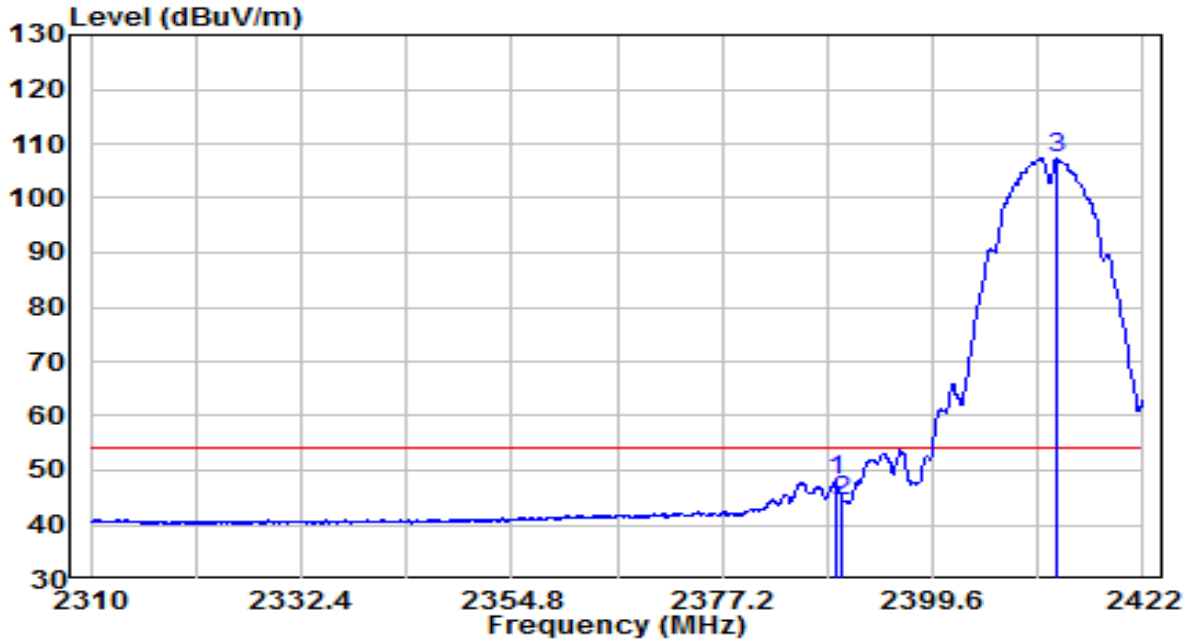

No		Frequency (MHz)	Reading (dBuV)	C.F (dB/m)	Measurement (dBuV/m)	Margin (dB)	Limit (dBuV/m)	Remark (QP/PK/AV)
1		2389.296	15.75	32.22	47.97	-6.03	54.00	Average
2		2390.000	12.12	32.22	44.34	-9.66	54.00	Average
3	*	2412.816	74.97	32.31	107.28	N/A	N/A	Average

Note:

1. " *", means this data is the worst emission level.
2. C.F (Correction Factor) = Antenna Factor (dB/m)+ Cable Loss (dB)
3. Measurement(dBuV/m) = Reading(dBuV) + C.F (Correction Factor).

EUT	AXE5400 Whole Home Mesh Wi-Fi 6E System	Date of Test	2021-11-17
Factor	BBHA 9120D (1GHz~18GHz)_2021	Temp. / Humidity	23.6°C/41.4%
Polarity	Vertical	Site / Test Engineer	AC1 / Jay
Test Mode	Transmit by 802.11b at Channel 2412MHz	Test Voltage	120V/60Hz

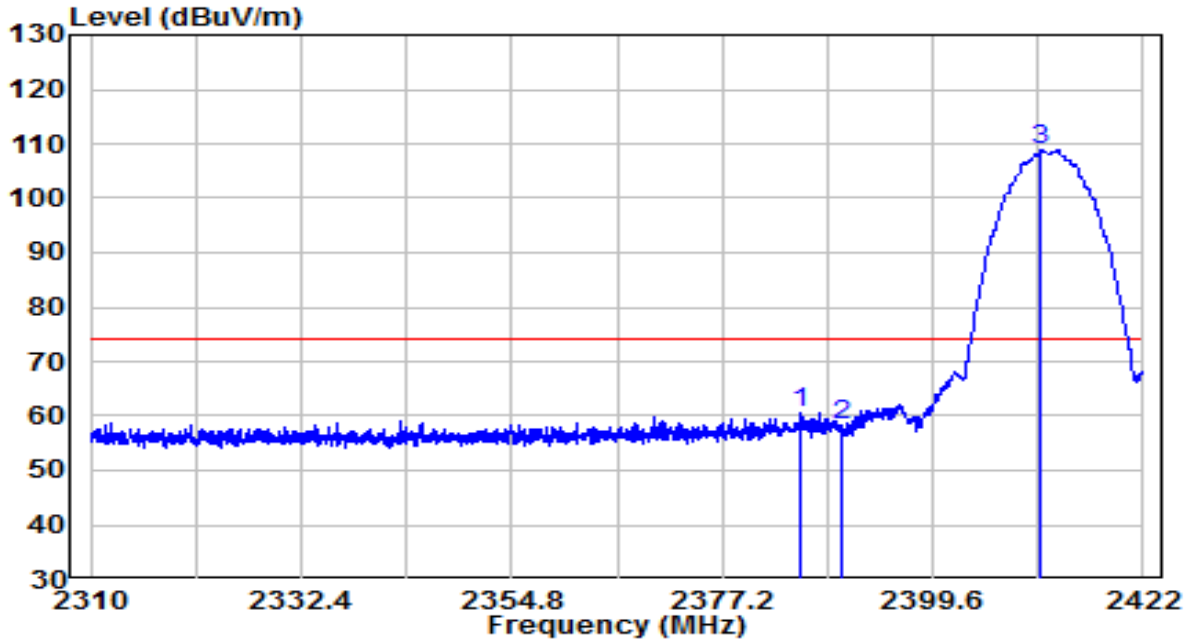

No		Frequency (MHz)	Reading (dBuV)	C.F (dB/m)	Measurement (dBuV/m)	Margin (dB)	Limit (dBuV/m)	Remark (QP/PK/AV)
1		2385.656	28.21	32.20	60.41	-13.59	74.00	Peak
2		2390.000	25.90	32.22	58.11	-15.89	74.00	Peak
3	*	2411.136	76.55	32.31	108.86	N/A	N/A	Peak

Note:

1. " *", means this data is the worst emission level.
2. C.F (Correction Factor) = Antenna Factor (dB/m)+ Cable Loss (dB)
3. Measurement(dBuV/m) = Reading(dBuV) + C.F (Correction Factor).

EUT	AXE5400 Whole Home Mesh Wi-Fi 6E System	Date of Test	2021-11-17
Factor	BBHA 9120D (1GHz~18GHz)_2021	Temp. / Humidity	23.6°C/41.4%
Polarity	Vertical	Site / Test Engineer	AC1 / Jay
Test Mode	Transmit by 802.11b at Channel 2412MHz	Test Voltage	120V/60Hz

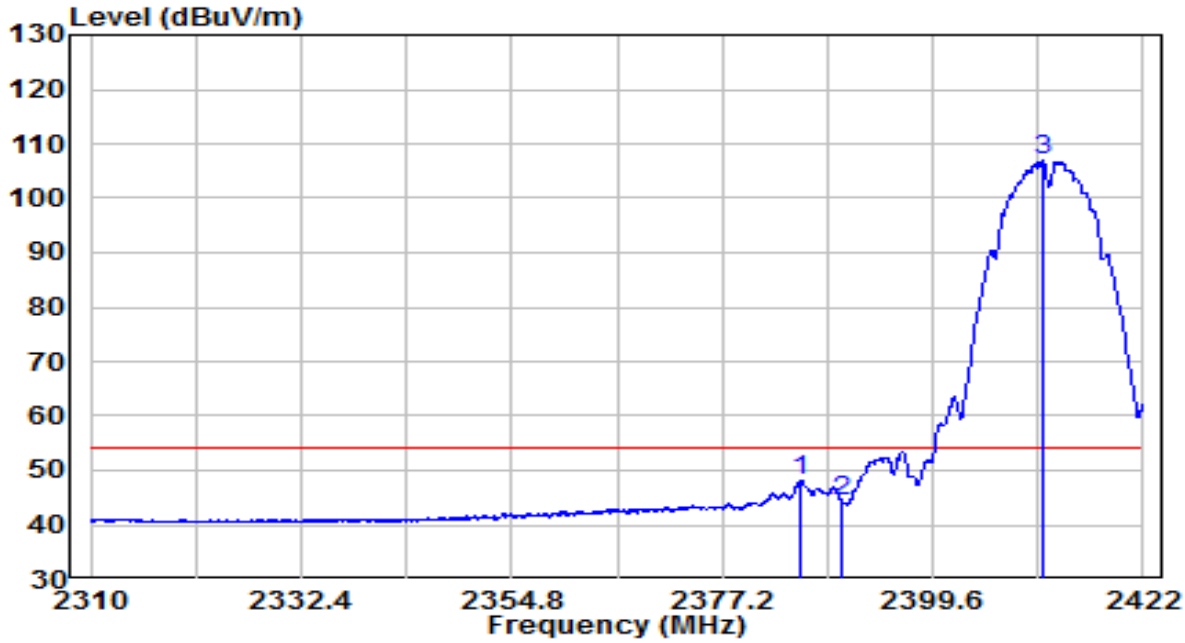

No		Frequency (MHz)	Reading (dBuV)	C.F (dB/m)	Measurement (dBuV/m)	Margin (dB)	Limit (dBuV/m)	Remark (QP/PK/AV)
1		2385.544	15.96	32.20	48.16	-5.84	54.00	Average
2		2390.000	12.02	32.22	44.23	-9.77	54.00	Average
3	*	2411.304	74.63	32.31	106.93	N/A	N/A	Average

Note:

1. " *", means this data is the worst emission level.
2. C.F (Correction Factor) = Antenna Factor (dB/m)+ Cable Loss (dB)
3. Measurement(dBuV/m) = Reading(dBuV) + C.F (Correction Factor).

EUT	AXE5400 Whole Home Mesh Wi-Fi 6E System	Date of Test	2021-11-17
Factor	BBHA 9120D (1GHz~18GHz)_2021	Temp. / Humidity	23.6°C/41.4%
Polarity	Horizontal	Site / Test Engineer	AC1 / Jay
Test Mode	Transmit by 802.11b at Channel 2437MHz	Test Voltage	120V/60Hz

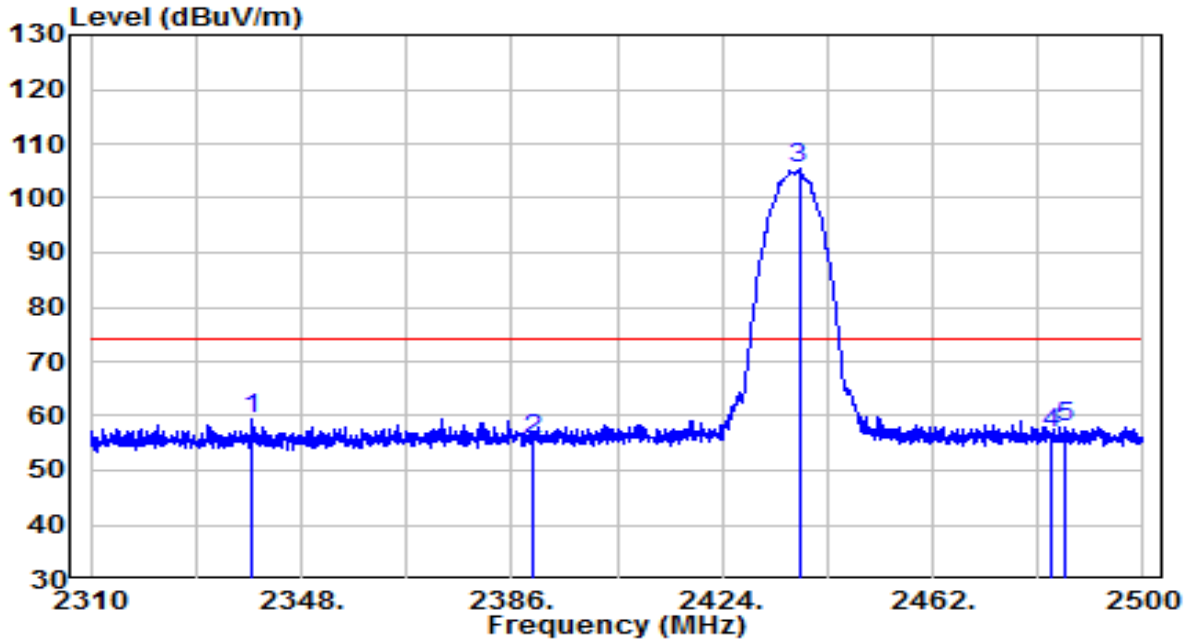

No		Frequency (MHz)	Reading (dBuV)	C.F (dB/m)	Measurement (dBuV/m)	Margin (dB)	Limit (dBuV/m)	Remark (QP/PK/AV)
1		2339.260	27.50	32.00	59.50	-14.50	74.00	Peak
2		2390.000	23.60	32.22	55.81	-18.19	74.00	Peak
3	*	2437.870	72.89	32.42	105.31	N/A	N/A	Peak
4		2483.500	24.11	32.61	56.72	-17.28	74.00	Peak
5		2485.845	25.46	32.62	58.08	-15.92	74.00	Peak

Note:

1. " *", means this data is the worst emission level.
2. C.F (Correction Factor) = Antenna Factor (dB/m)+ Cable Loss (dB)
3. Measurement(dBuV/m) = Reading(dBuV) + C.F (Correction Factor).

EUT	AXE5400 Whole Home Mesh Wi-Fi 6E System	Date of Test	2021-11-17
Factor	BBHA 9120D (1GHz~18GHz)_2021	Temp. / Humidity	23.6°C/41.4%
Polarity	Horizontal	Site / Test Engineer	AC1 / Jay
Test Mode	Transmit by 802.11b at Channel 2437MHz	Test Voltage	120V/60Hz

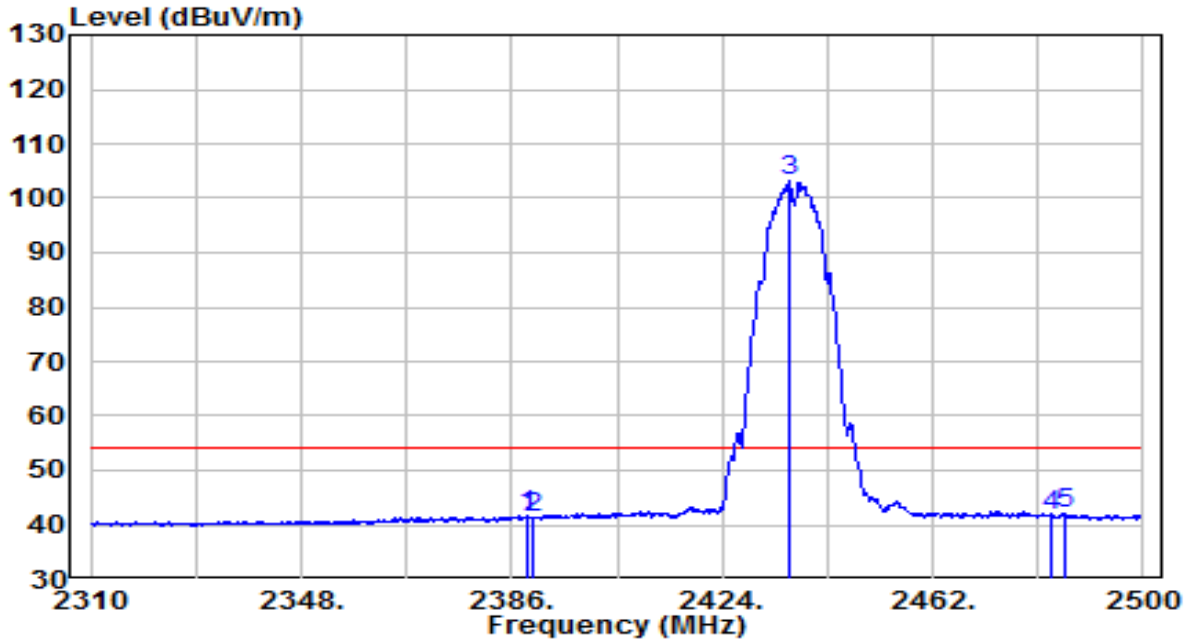

No		Frequency (MHz)	Reading (dBuV)	C.F (dB/m)	Measurement (dBuV/m)	Margin (dB)	Limit (dBuV/m)	Remark (QP/PK/AV)
1		2388.945	9.39	32.21	41.60	-12.40	54.00	Average
2		2390.000	8.97	32.22	41.19	-12.81	54.00	Average
3	*	2436.255	70.68	32.41	103.09	N/A	N/A	Average
4		2483.500	9.12	32.61	41.73	-12.27	54.00	Average
5		2485.750	9.43	32.62	42.05	-11.95	54.00	Average

Note:

1. " *", means this data is the worst emission level.
2. C.F (Correction Factor) = Antenna Factor (dB/m)+ Cable Loss (dB)
3. Measurement(dBuV/m) = Reading(dBuV) + C.F (Correction Factor).

EUT	AXE5400 Whole Home Mesh Wi-Fi 6E System	Date of Test	2021-11-17
Factor	BBHA 9120D (1GHz~18GHz)_2021	Temp. / Humidity	23.6°C/41.4%
Polarity	Vertical	Site / Test Engineer	AC1 / Jay
Test Mode	Transmit by 802.11b at Channel 2437MHz	Test Voltage	120V/60Hz

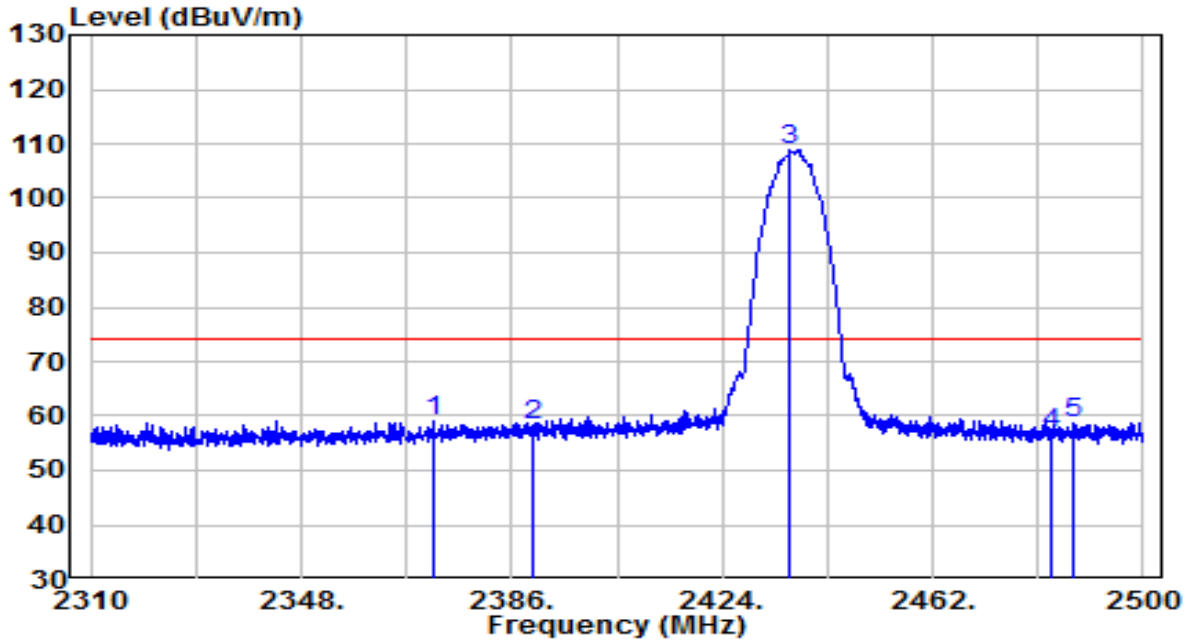

No		Frequency (MHz)	Reading (dBuV)	C.F (dB/m)	Measurement (dBuV/m)	Margin (dB)	Limit (dBuV/m)	Remark (QP/PK/AV)
1		2371.940	26.93	32.14	59.07	-14.93	74.00	Peak
2		2390.000	26.24	32.22	58.46	-15.54	74.00	Peak
3	*	2436.160	76.52	32.41	108.93	N/A	N/A	Peak
4		2483.500	24.10	32.61	56.71	-17.29	74.00	Peak
5		2487.555	26.21	32.63	58.84	-15.16	74.00	Peak

Note:

1. " *", means this data is the worst emission level.
2. C.F (Correction Factor) = Antenna Factor (dB/m)+ Cable Loss (dB)
3. Measurement(dBuV/m) = Reading(dBuV) + C.F (Correction Factor).

EUT	AXE5400 Whole Home Mesh Wi-Fi 6E System	Date of Test	2021-11-17
Factor	BBHA 9120D (1GHz~18GHz)_2021	Temp. / Humidity	23.6°C/41.4%
Polarity	Vertical	Site / Test Engineer	AC1 / Jay
Test Mode	Transmit by 802.11b at Channel 2437MHz	Test Voltage	120V/60Hz

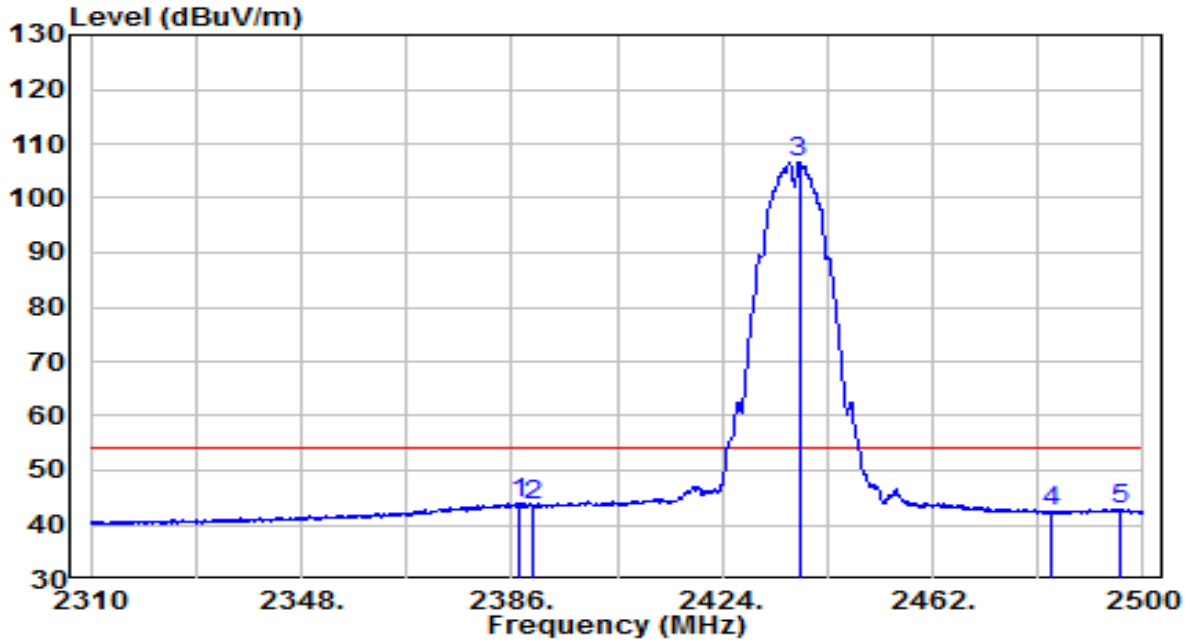

No		Frequency (MHz)	Reading (dBuV)	C.F (dB/m)	Measurement (dBuV/m)	Margin (dB)	Limit (dBuV/m)	Remark (QP/PK/AV)
1		2387.425	11.79	32.21	43.99	-10.01	54.00	Average
2		2390.000	11.50	32.22	43.72	-10.28	54.00	Average
3	*	2437.870	74.37	32.42	106.78	N/A	N/A	Average
4		2483.500	9.78	32.61	42.39	-11.61	54.00	Average
5		2495.915	10.16	32.66	42.82	-11.18	54.00	Average

Note:

1. " *", means this data is the worst emission level.
2. C.F (Correction Factor) = Antenna Factor (dB/m)+ Cable Loss (dB)
3. Measurement(dBuV/m) = Reading(dBuV) + C.F (Correction Factor).

EUT	AXE5400 Whole Home Mesh Wi-Fi 6E System	Date of Test	2021-11-17
Factor	BBHA 9120D (1GHz~18GHz)_2021	Temp. / Humidity	23.6°C/41.4%
Polarity	Horizontal	Site / Test Engineer	AC1 / Jay
Test Mode	Transmit by 802.11b at Channel 2462MHz	Test Voltage	120V/60Hz

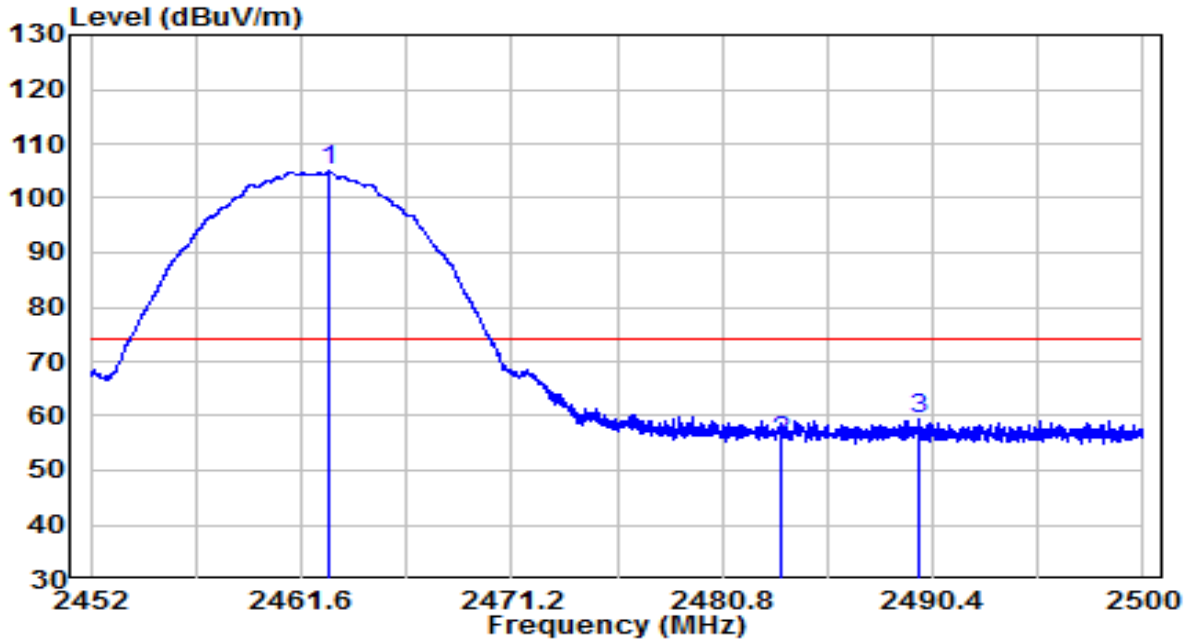

No		Frequency (MHz)	Reading (dBuV)	C.F (dB/m)	Measurement (dBuV/m)	Margin (dB)	Limit (dBuV/m)	Remark (QP/PK/AV)
1	*	2462.920	72.40	32.52	104.92	N/A	N/A	Peak
2		2483.500	22.82	32.61	55.43	-18.57	74.00	Peak
3		2489.800	26.63	32.64	59.26	-14.74	74.00	Peak

Note:

1. " *", means this data is the worst emission level.
2. C.F (Correction Factor) = Antenna Factor (dB/m)+ Cable Loss (dB)
3. Measurement(dBuV/m) = Reading(dBuV) + C.F (Correction Factor).

EUT	AXE5400 Whole Home Mesh Wi-Fi 6E System	Date of Test	2021-11-17
Factor	BBHA 9120D (1GHz~18GHz)_2021	Temp. / Humidity	23.6°C/41.4%
Polarity	Horizontal	Site / Test Engineer	AC1 / Jay
Test Mode	Transmit by 802.11b at Channel 2462MHz	Test Voltage	120V/60Hz

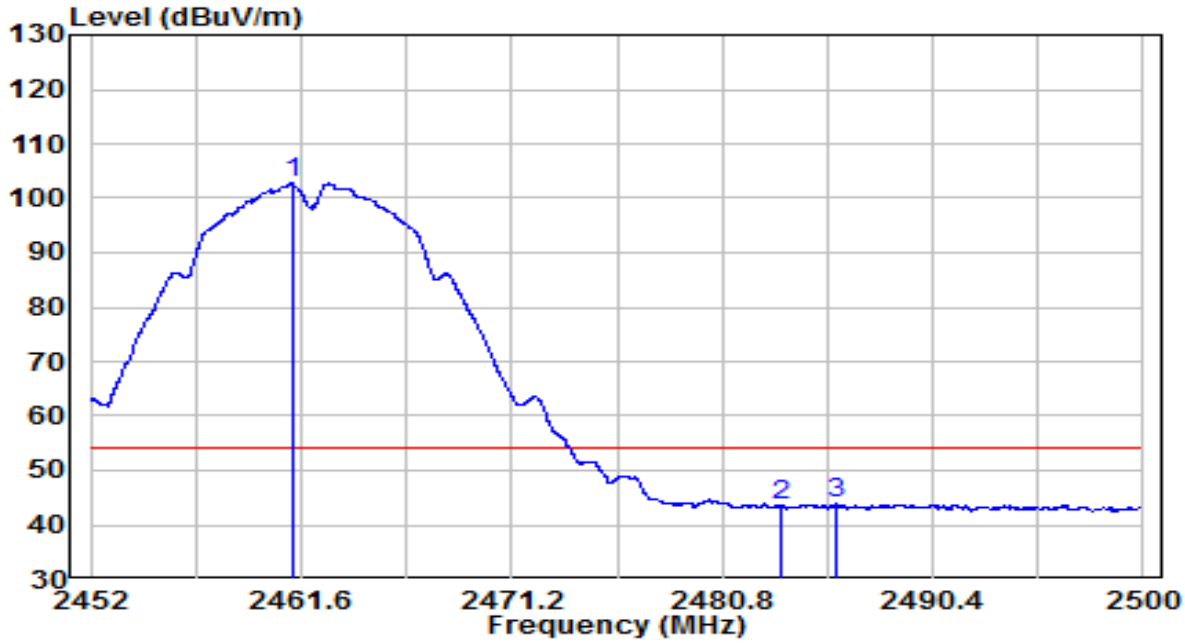

No		Frequency (MHz)	Reading (dBuV)	C.F (dB/m)	Measurement (dBuV/m)	Margin (dB)	Limit (dBuV/m)	Remark (QP/PK/AV)
1	*	2461.192	70.20	32.52	102.72	N/A	N/A	Average
2		2483.500	10.94	32.61	43.56	-10.44	54.00	Average
3		2485.984	11.22	32.62	43.84	-10.16	54.00	Average

Note:

1. " *", means this data is the worst emission level.
2. C.F (Correction Factor) = Antenna Factor (dB/m)+ Cable Loss (dB)
3. Measurement(dBuV/m) = Reading(dBuV) + C.F (Correction Factor).

EUT	AXE5400 Whole Home Mesh Wi-Fi 6E System	Date of Test	2021-11-17
Factor	BBHA 9120D (1GHz~18GHz)_2021	Temp. / Humidity	23.6°C/41.4%
Polarity	Vertical	Site / Test Engineer	AC1 / Jay
Test Mode	Transmit by 802.11b at Channel 2462MHz	Test Voltage	120V/60Hz

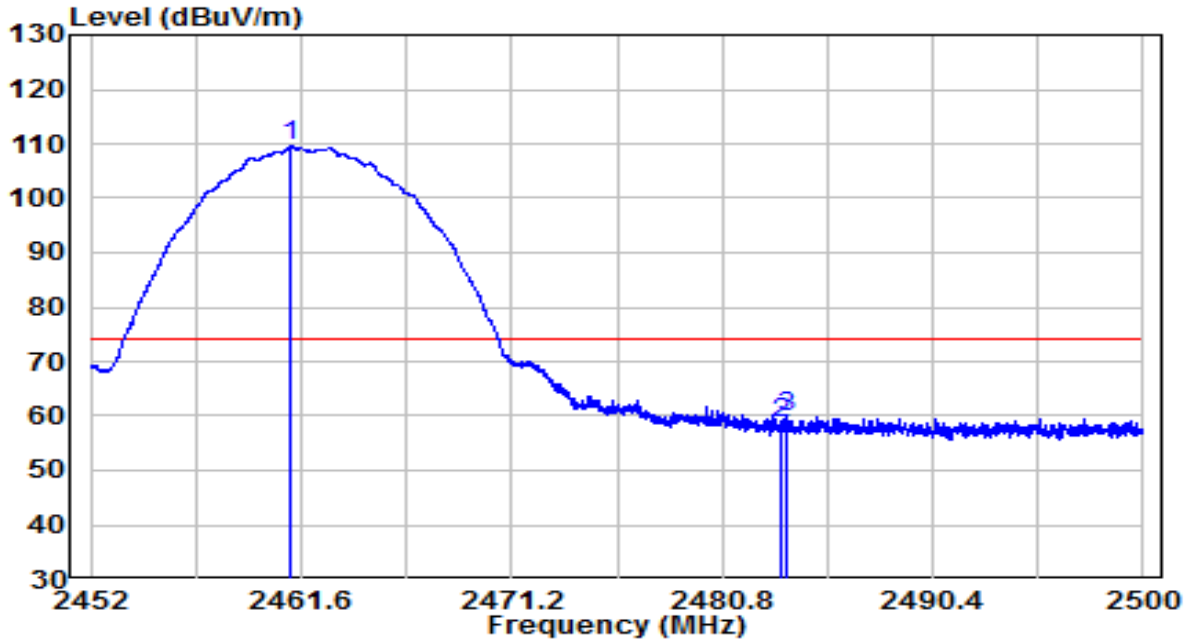

No		Frequency (MHz)	Reading (dBuV)	C.F (dB/m)	Measurement (dBuV/m)	Margin (dB)	Limit (dBuV/m)	Remark (QP/PK/AV)
1	*	2461.144	76.97	32.52	109.49	N/A	N/A	Peak
2		2483.500	26.01	32.61	58.62	-15.38	74.00	Peak
3		2483.680	27.32	32.61	59.93	-14.07	74.00	Peak

Note:

1. " *", means this data is the worst emission level.
2. C.F (Correction Factor) = Antenna Factor (dB/m)+ Cable Loss (dB)
3. Measurement(dBuV/m) = Reading(dBuV) + C.F (Correction Factor).

EUT	AXE5400 Whole Home Mesh Wi-Fi 6E System	Date of Test	2021-11-17
Factor	BBHA 9120D (1GHz~18GHz)_2021	Temp. / Humidity	23.6°C/41.4%
Polarity	Vertical	Site / Test Engineer	AC1 / Jay
Test Mode	Transmit by 802.11b at Channel 2462MHz	Test Voltage	120V/60Hz

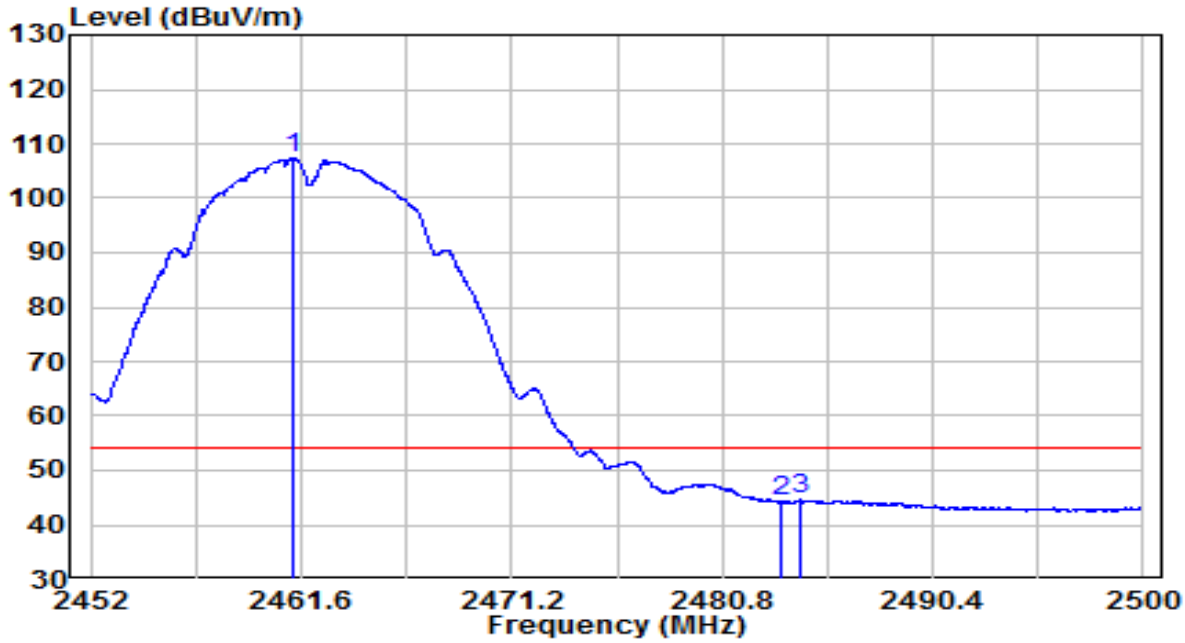

No		Frequency (MHz)	Reading (dBuV)	C.F (dB/m)	Measurement (dBuV/m)	Margin (dB)	Limit (dBuV/m)	Remark (QP/PK/AV)
1	*	2461.264	74.88	32.52	107.40	N/A	N/A	Average
2		2483.500	11.63	32.61	44.24	-9.76	54.00	Average
3		2484.400	11.97	32.61	44.58	-9.42	54.00	Average

Note:

1. " *", means this data is the worst emission level.
2. C.F (Correction Factor) = Antenna Factor (dB/m)+ Cable Loss (dB)
3. Measurement(dBuV/m) = Reading(dBuV) + C.F (Correction Factor).

EUT	AXE5400 Whole Home Mesh Wi-Fi 6E System	Date of Test	2021-11-17
Factor	BBHA 9120D (1GHz~18GHz)_2021	Temp. / Humidity	23.6°C/41.4%
Polarity	Horizontal	Site / Test Engineer	AC1 / Jay
Test Mode	Transmit by 802.11g at Channel 2412MHz	Test Voltage	120V/60Hz

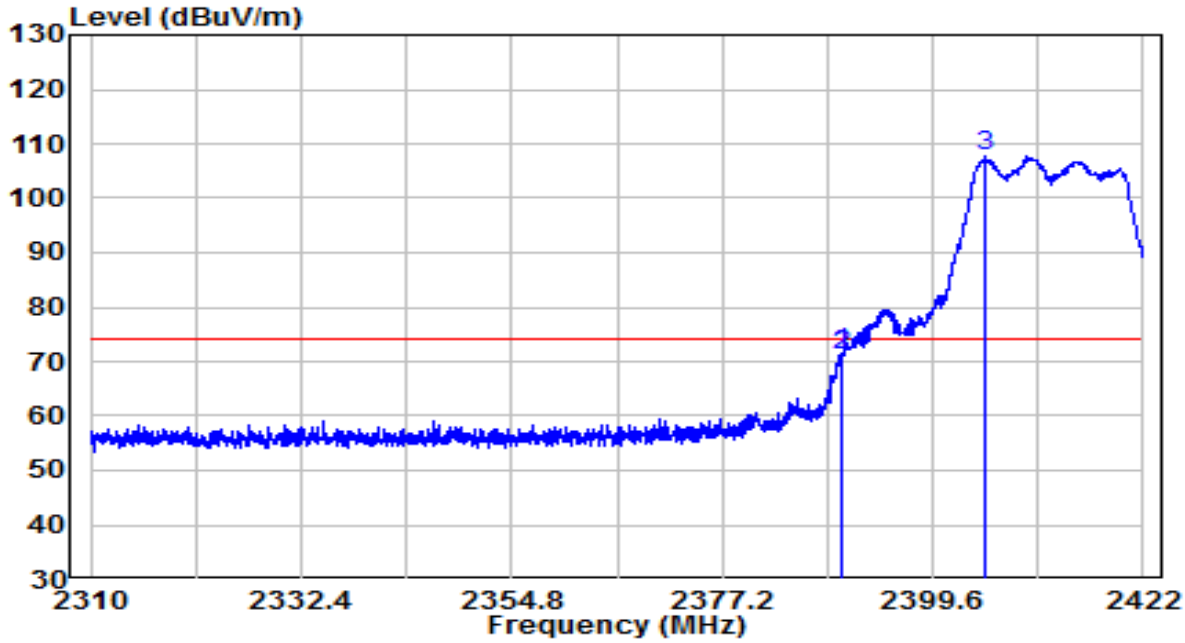

No		Frequency (MHz)	Reading (dBuV)	C.F (dB/m)	Measurement (dBuV/m)	Margin (dB)	Limit (dBuV/m)	Remark (QP/PK/AV)
1		2389.800	39.29	32.22	71.51	-2.49	74.00	Peak
2		2390.000	39.06	32.22	71.27	-2.73	74.00	Peak
3	*	2405.256	75.59	32.28	107.87	N/A	N/A	Peak

Note:

1. " *", means this data is the worst emission level.
2. C.F (Correction Factor) = Antenna Factor (dB/m)+ Cable Loss (dB)
3. Measurement(dBuV/m) = Reading(dBuV) + C.F (Correction Factor).

EUT	AXE5400 Whole Home Mesh Wi-Fi 6E System	Date of Test	2021-11-17
Factor	BBHA 9120D (1GHz~18GHz)_2021	Temp. / Humidity	23.6°C/41.4%
Polarity	Horizontal	Site / Test Engineer	AC1 / Jay
Test Mode	Transmit by 802.11g at Channel 2412MHz	Test Voltage	120V/60Hz

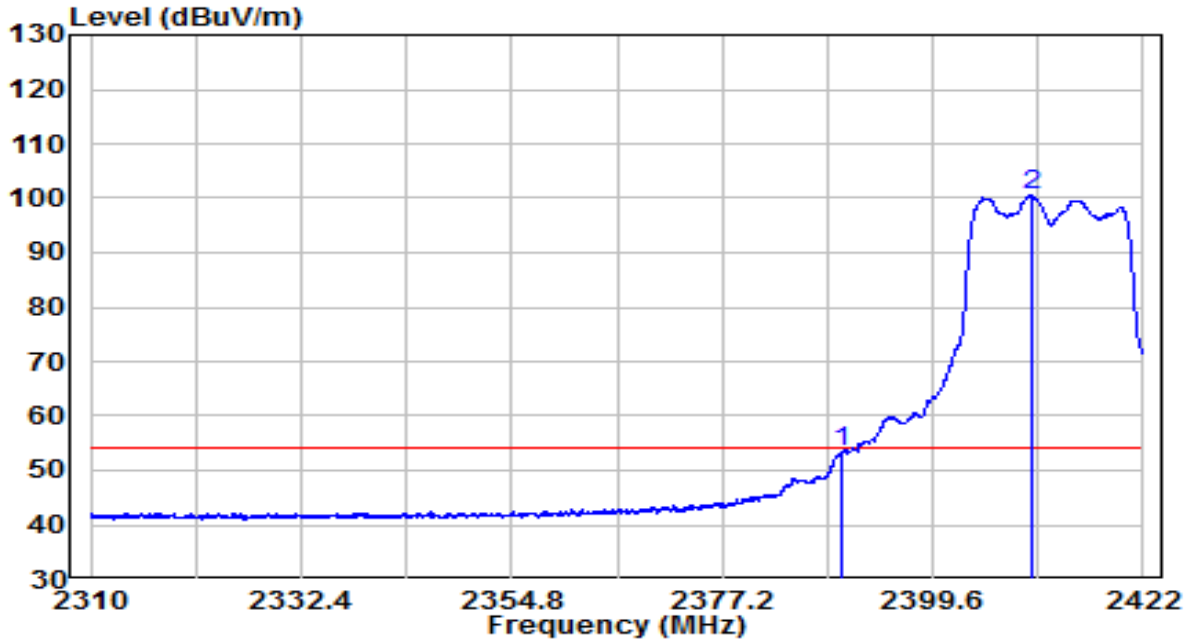

No		Frequency (MHz)	Reading (dBuV)	C.F (dB/m)	Measurement (dBuV/m)	Margin (dB)	Limit (dBuV/m)	Remark (QP/PK/AV)
1		2390.000	21.24	32.22	53.46	-0.54	54.00	Average
2	*	2410.128	68.12	32.30	100.42	N/A	N/A	Average

Note:

1. " *", means this data is the worst emission level.
2. C.F (Correction Factor) = Antenna Factor (dB/m)+ Cable Loss (dB)
3. Measurement(dBuV/m) = Reading(dBuV) + C.F (Correction Factor).

EUT	AXE5400 Whole Home Mesh Wi-Fi 6E System	Date of Test	2021-11-17
Factor	BBHA 9120D (1GHz~18GHz)_2021	Temp. / Humidity	23.6°C/41.4%
Polarity	Vertical	Site / Test Engineer	AC1 / Jay
Test Mode	Transmit by 802.11g at Channel 2412MHz	Test Voltage	120V/60Hz

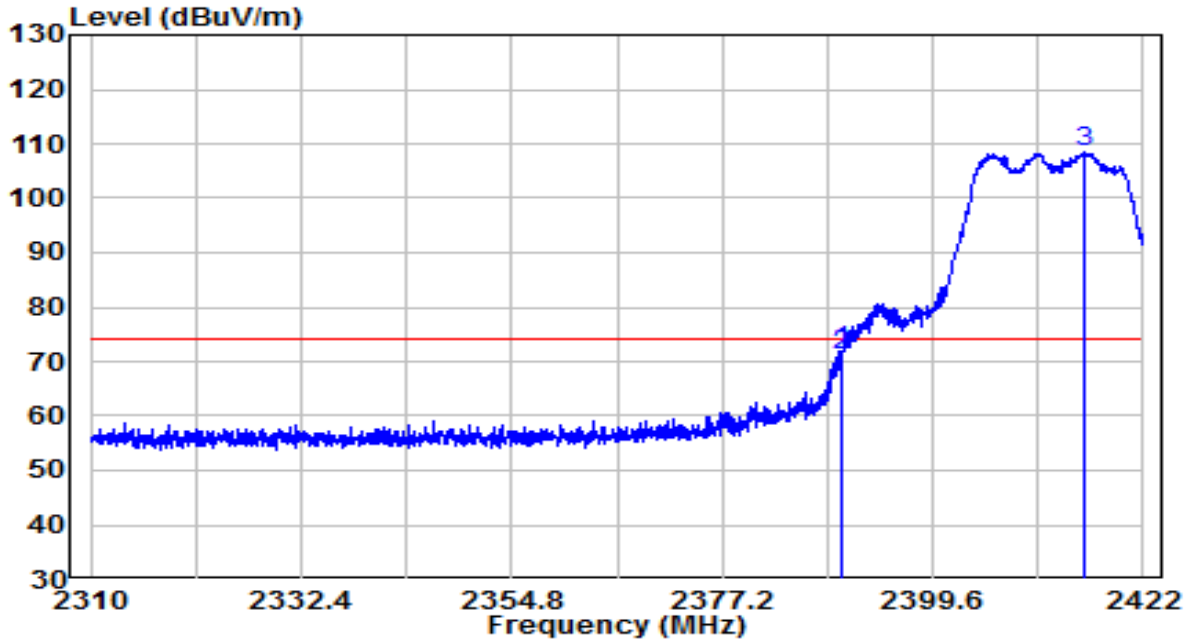

No		Frequency (MHz)	Reading (dBuV)	C.F (dB/m)	Measurement (dBuV/m)	Margin (dB)	Limit (dBuV/m)	Remark (QP/PK/AV)
1		2389.800	39.79	32.22	72.01	-1.99	74.00	Peak
2		2390.000	38.94	32.22	71.16	-2.84	74.00	Peak
3	*	2415.672	76.05	32.33	108.37	N/A	N/A	Peak

Note:

1. " *", means this data is the worst emission level.
2. C.F (Correction Factor) = Antenna Factor (dB/m)+ Cable Loss (dB)
3. Measurement(dBuV/m) = Reading(dBuV) + C.F (Correction Factor).

EUT	AXE5400 Whole Home Mesh Wi-Fi 6E System	Date of Test	2021-11-17
Factor	BBHA 9120D (1GHz~18GHz)_2021	Temp. / Humidity	23.6°C/41.4%
Polarity	Vertical	Site / Test Engineer	AC1 / Jay
Test Mode	Transmit by 802.11g at Channel 2412MHz	Test Voltage	120V/60Hz

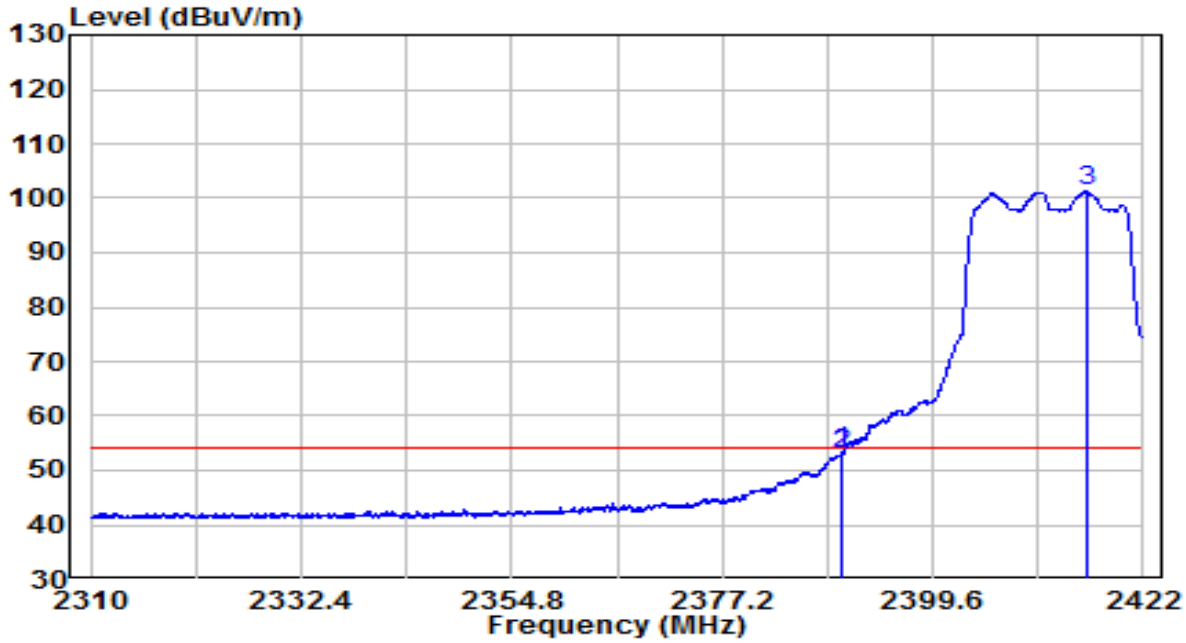

No		Frequency (MHz)	Reading (dBuV)	C.F (dB/m)	Measurement (dBuV/m)	Margin (dB)	Limit (dBuV/m)	Remark (QP/PK/AV)
1		2389.912	21.08	32.22	53.30	-0.70	54.00	Average
2		2390.000	20.93	32.22	53.15	-0.85	54.00	Average
3	*	2416.008	69.06	32.33	101.38	N/A	N/A	Average

Note:

1. " *", means this data is the worst emission level.
2. C.F (Correction Factor) = Antenna Factor (dB/m)+ Cable Loss (dB)
3. Measurement(dBuV/m) = Reading(dBuV) + C.F (Correction Factor).

EUT	AXE5400 Whole Home Mesh Wi-Fi 6E System	Date of Test	2021-11-17
Factor	BBHA 9120D (1GHz~18GHz)_2021	Temp. / Humidity	23.6°C/41.4%
Polarity	Horizontal	Site / Test Engineer	AC1 / Jay
Test Mode	Transmit by 802.11g at Channel 2437MHz	Test Voltage	120V/60Hz

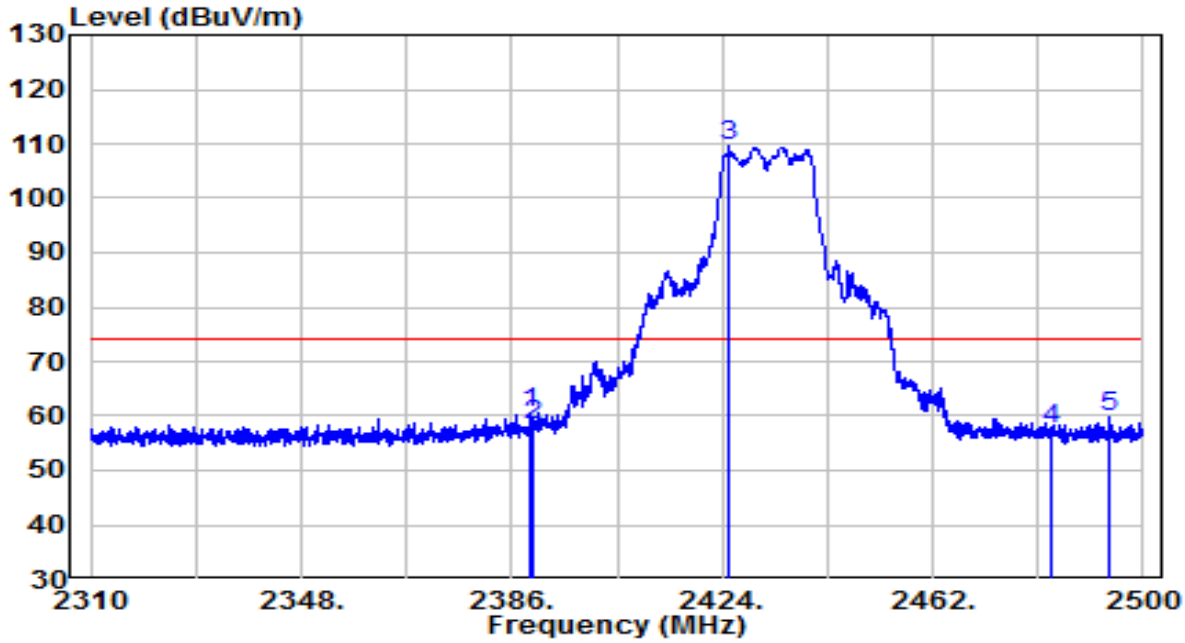

No		Frequency (MHz)	Reading (dBuV)	C.F (dB/m)	Measurement (dBuV/m)	Margin (dB)	Limit (dBuV/m)	Remark (QP/PK/AV)
1		2389.420	28.22	32.22	60.44	-13.56	74.00	Peak
2		2390.000	26.14	32.22	58.36	-15.64	74.00	Peak
3	*	2425.140	77.23	32.37	109.59	N/A	N/A	Peak
4		2483.500	25.08	32.61	57.69	-16.31	74.00	Peak
5		2493.825	27.04	32.65	59.70	-14.30	74.00	Peak

Note:

1. " *", means this data is the worst emission level.
2. C.F (Correction Factor) = Antenna Factor (dB/m)+ Cable Loss (dB)
3. Measurement(dBuV/m) = Reading(dBuV) + C.F (Correction Factor).

EUT	AXE5400 Whole Home Mesh Wi-Fi 6E System	Date of Test	2021-11-17
Factor	BBHA 9120D (1GHz~18GHz)_2021	Temp. / Humidity	23.6°C/41.4%
Polarity	Horizontal	Site / Test Engineer	AC1 / Jay
Test Mode	Transmit by 802.11g at Channel 2437MHz	Test Voltage	120V/60Hz

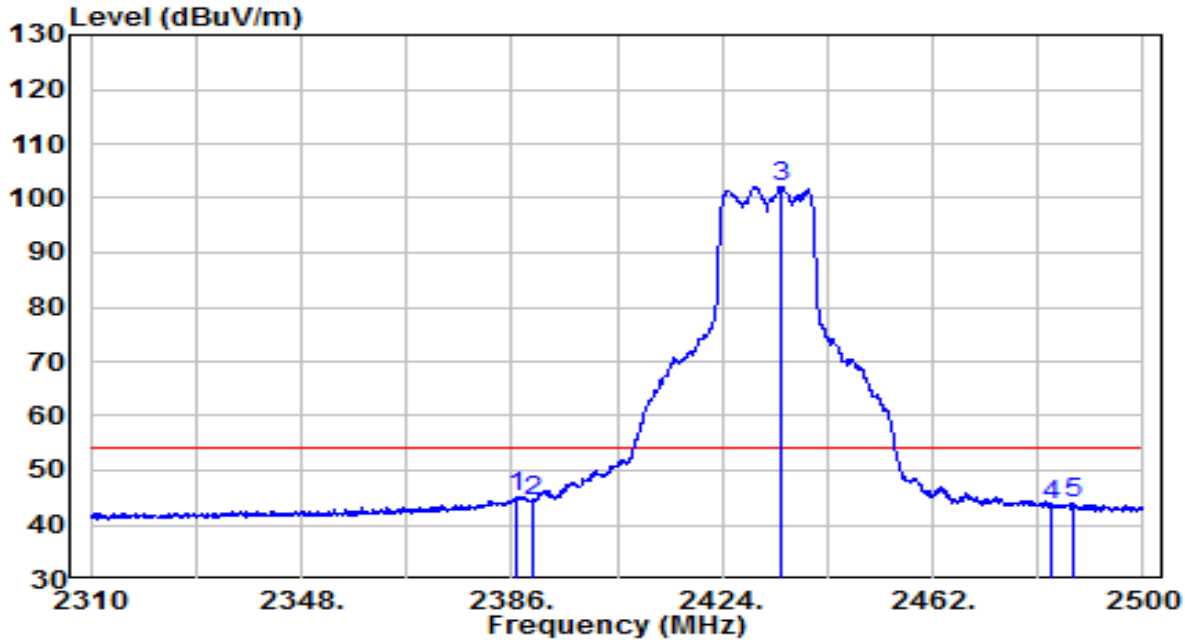

No		Frequency (MHz)	Reading (dBuV)	C.F (dB/m)	Measurement (dBuV/m)	Margin (dB)	Limit (dBuV/m)	Remark (QP/PK/AV)
1		2387.045	13.00	32.21	45.21	-8.79	54.00	Average
2		2390.000	11.97	32.22	44.19	-9.81	54.00	Average
3	*	2434.830	69.68	32.41	102.09	N/A	N/A	Average
4		2483.500	11.08	32.61	43.69	-10.31	54.00	Average
5		2487.555	11.45	32.63	44.08	-9.92	54.00	Average

Note:

1. " *", means this data is the worst emission level.
2. C.F (Correction Factor) = Antenna Factor (dB/m)+ Cable Loss (dB)
3. Measurement(dBuV/m) = Reading(dBuV) + C.F (Correction Factor).

EUT	AXE5400 Whole Home Mesh Wi-Fi 6E System	Date of Test	2021-11-17
Factor	BBHA 9120D (1GHz~18GHz)_2021	Temp. / Humidity	23.6°C/41.4%
Polarity	Vertical	Site / Test Engineer	AC1 / Jay
Test Mode	Transmit by 802.11g at Channel 2437MHz	Test Voltage	120V/60Hz

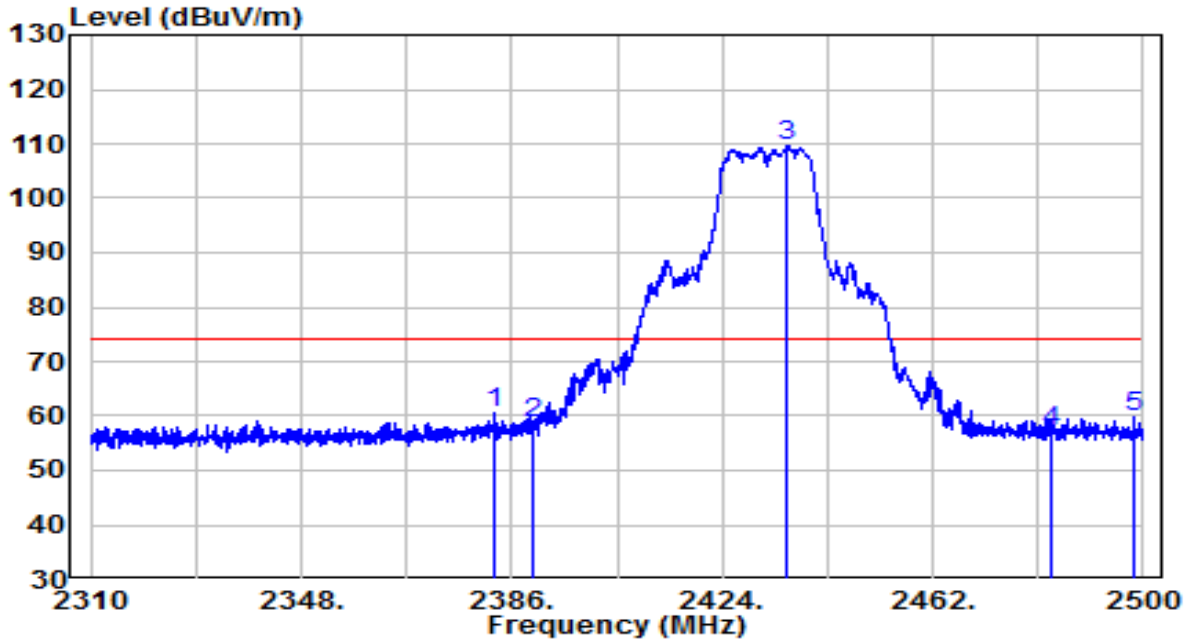

No		Frequency (MHz)	Reading (dBuV)	C.F (dB/m)	Measurement (dBuV/m)	Margin (dB)	Limit (dBuV/m)	Remark (QP/PK/AV)
1		2382.770	28.39	32.19	60.58	-13.42	74.00	Peak
2		2390.000	26.36	32.22	58.58	-15.42	74.00	Peak
3	*	2435.780	77.04	32.41	109.45	N/A	N/A	Peak
4		2483.500	24.58	32.61	57.19	-16.81	74.00	Peak
5		2498.385	26.97	32.67	59.64	-14.36	74.00	Peak

Note:

1. " *", means this data is the worst emission level.
2. C.F (Correction Factor) = Antenna Factor (dB/m)+ Cable Loss (dB)
3. Measurement(dBuV/m) = Reading(dBuV) + C.F (Correction Factor).

EUT	AXE5400 Whole Home Mesh Wi-Fi 6E System	Date of Test	2021-11-17
Factor	BBHA 9120D (1GHz~18GHz)_2021	Temp. / Humidity	23.6°C/41.4%
Polarity	Vertical	Site / Test Engineer	AC1 / Jay
Test Mode	Transmit by 802.11g at Channel 2437MHz	Test Voltage	120V/60Hz

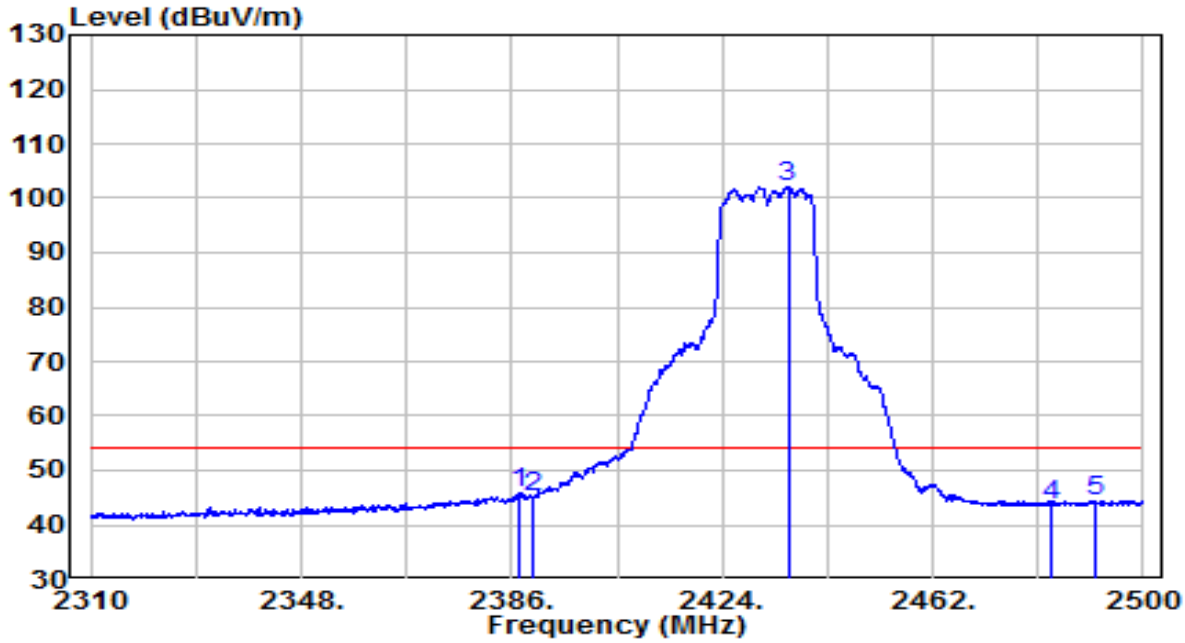

No		Frequency (MHz)	Reading (dBuV)	C.F (dB/m)	Measurement (dBuV/m)	Margin (dB)	Limit (dBuV/m)	Remark (QP/PK/AV)
1		2387.520	13.76	32.21	45.97	-8.03	54.00	Average
2		2390.000	12.99	32.22	45.21	-8.79	54.00	Average
3	*	2435.875	69.66	32.41	102.07	N/A	N/A	Average
4		2483.500	11.01	32.61	43.62	-10.38	54.00	Average
5		2491.355	11.80	32.64	44.44	-9.56	54.00	Average

Note:

1. " *", means this data is the worst emission level.
2. C.F (Correction Factor) = Antenna Factor (dB/m)+ Cable Loss (dB)
3. Measurement(dBuV/m) = Reading(dBuV) + C.F (Correction Factor).

EUT	AXE5400 Whole Home Mesh Wi-Fi 6E System	Date of Test	2021-11-17
Factor	BBHA 9120D (1GHz~18GHz)_2021	Temp. / Humidity	23.6°C/41.4%
Polarity	Horizontal	Site / Test Engineer	AC1 / Jay
Test Mode	Transmit by 802.11g at Channel 2462MHz	Test Voltage	120V/60Hz

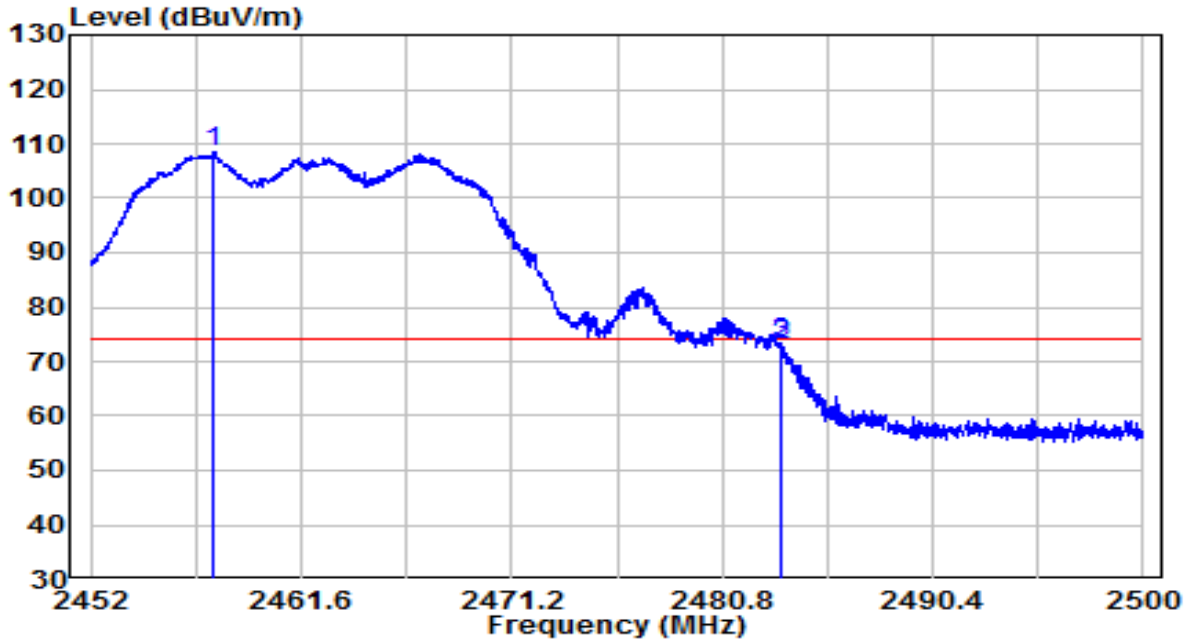

No		Frequency (MHz)	Reading (dBuV)	C.F (dB/m)	Measurement (dBuV/m)	Margin (dB)	Limit (dBuV/m)	Remark (QP/PK/AV)
1	*	2457.592	76.04	32.50	108.55	N/A	N/A	Peak
2		2483.500	40.36	32.61	72.97	-1.03	74.00	Peak
3		2483.536	40.88	32.61	73.49	-0.51	74.00	Peak

Note:

1. " *", means this data is the worst emission level.
2. C.F (Correction Factor) = Antenna Factor (dB/m)+ Cable Loss (dB)
3. Measurement(dBuV/m) = Reading(dBuV) + C.F (Correction Factor).

EUT	AXE5400 Whole Home Mesh Wi-Fi 6E System	Date of Test	2021-11-17
Factor	BBHA 9120D (1GHz~18GHz)_2021	Temp. / Humidity	23.6°C/41.4%
Polarity	Horizontal	Site / Test Engineer	AC1 / Jay
Test Mode	Transmit by 802.11g at Channel 2462MHz	Test Voltage	120V/60Hz

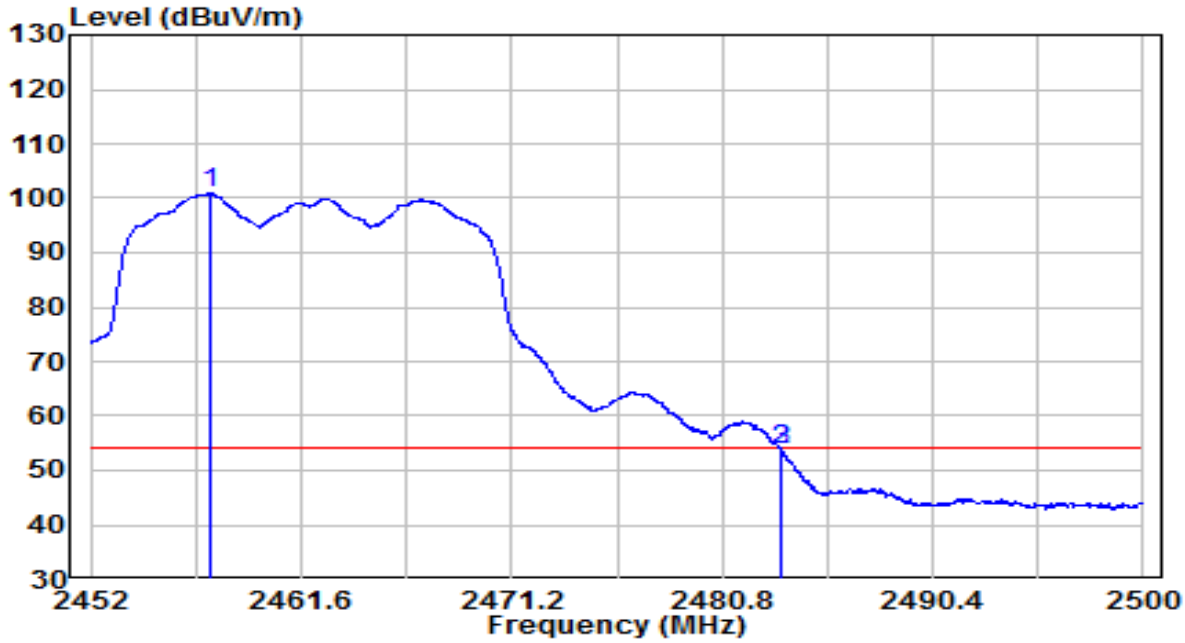

No		Frequency (MHz)	Reading (dBuV)	C.F (dB/m)	Measurement (dBuV/m)	Margin (dB)	Limit (dBuV/m)	Remark (QP/PK/AV)
1	*	2457.424	68.31	32.50	100.81	N/A	N/A	Average
2		2483.500	21.26	32.61	53.87	-0.13	54.00	Average
3		2483.536	21.18	32.61	53.79	-0.21	54.00	Average

Note:

1. " *", means this data is the worst emission level.
2. C.F (Correction Factor) = Antenna Factor (dB/m)+ Cable Loss (dB)
3. Measurement(dBuV/m) = Reading(dBuV) + C.F (Correction Factor).

EUT	AXE5400 Whole Home Mesh Wi-Fi 6E System	Date of Test	2021-11-17
Factor	BBHA 9120D (1GHz~18GHz)_2021	Temp. / Humidity	23.6°C/41.4%
Polarity	Vertical	Site / Test Engineer	AC1 / Jay
Test Mode	Transmit by 802.11g at Channel 2462MHz	Test Voltage	120V/60Hz

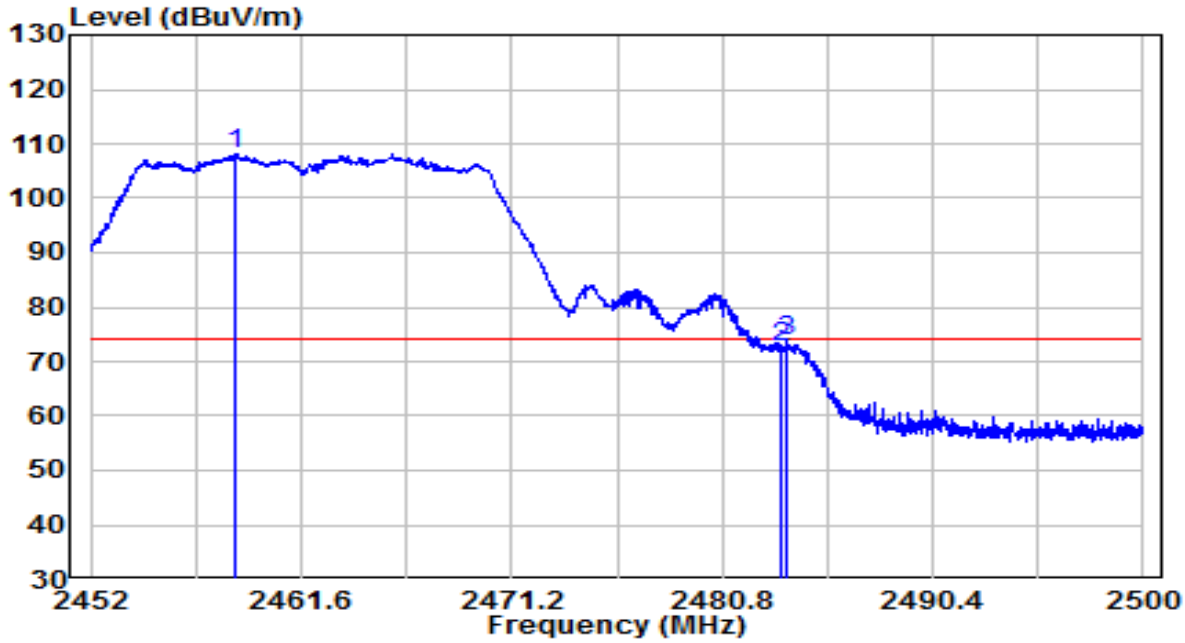

No		Frequency (MHz)	Reading (dBuV)	C.F (dB/m)	Measurement (dBuV/m)	Margin (dB)	Limit (dBuV/m)	Remark (QP/PK/AV)
1	*	2458.600	75.77	32.51	108.27	N/A	N/A	Peak
2		2483.500	39.86	32.61	72.47	-1.53	74.00	Peak
3		2483.776	41.06	32.61	73.67	-0.33	74.00	Peak

Note:

1. " *", means this data is the worst emission level.
2. C.F (Correction Factor) = Antenna Factor (dB/m)+ Cable Loss (dB)
3. Measurement(dBuV/m) = Reading(dBuV) + C.F (Correction Factor).

EUT	AXE5400 Whole Home Mesh Wi-Fi 6E System	Date of Test	2021-11-17
Factor	BBHA 9120D (1GHz~18GHz)_2021	Temp. / Humidity	23.6°C/41.4%
Polarity	Vertical	Site / Test Engineer	AC1 / Jay
Test Mode	Transmit by 802.11g at Channel 2462MHz	Test Voltage	120V/60Hz

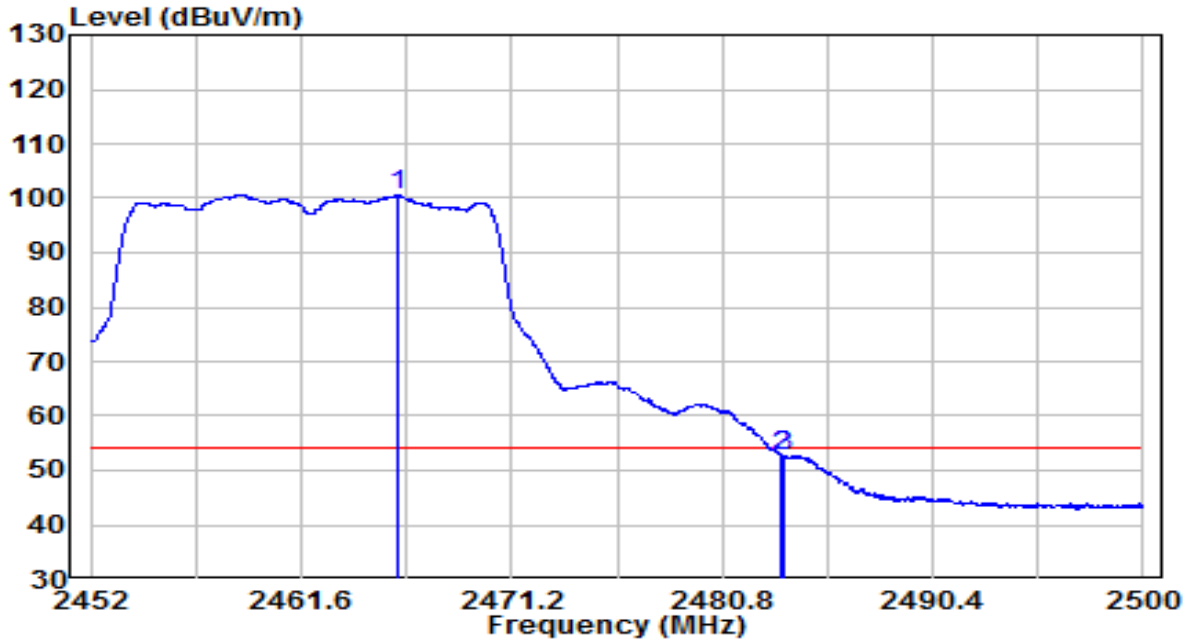

No		Frequency (MHz)	Reading (dBuV)	C.F (dB/m)	Measurement (dBuV/m)	Margin (dB)	Limit (dBuV/m)	Remark (QP/PK/AV)
1	*	2466.016	68.20	32.54	100.74	N/A	N/A	Average
2		2483.500	19.95	32.61	52.56	-1.44	54.00	Average
3		2483.584	20.02	32.61	52.63	-1.37	54.00	Average

Note:

1. " *", means this data is the worst emission level.
2. C.F (Correction Factor) = Antenna Factor (dB/m)+ Cable Loss (dB)
3. Measurement(dBuV/m) = Reading(dBuV) + C.F (Correction Factor).

EUT	AXE5400 Whole Home Mesh Wi-Fi 6E System	Date of Test	2021-11-17
Factor	BBHA 9120D (1GHz~18GHz)_2021	Temp. / Humidity	23.6°C/41.4%
Polarity	Horizontal	Site / Test Engineer	AC1 / Jay
Test Mode	Transmit by 802.11n-HT20 at Channel 2412MHz	Test Voltage	120V/60Hz

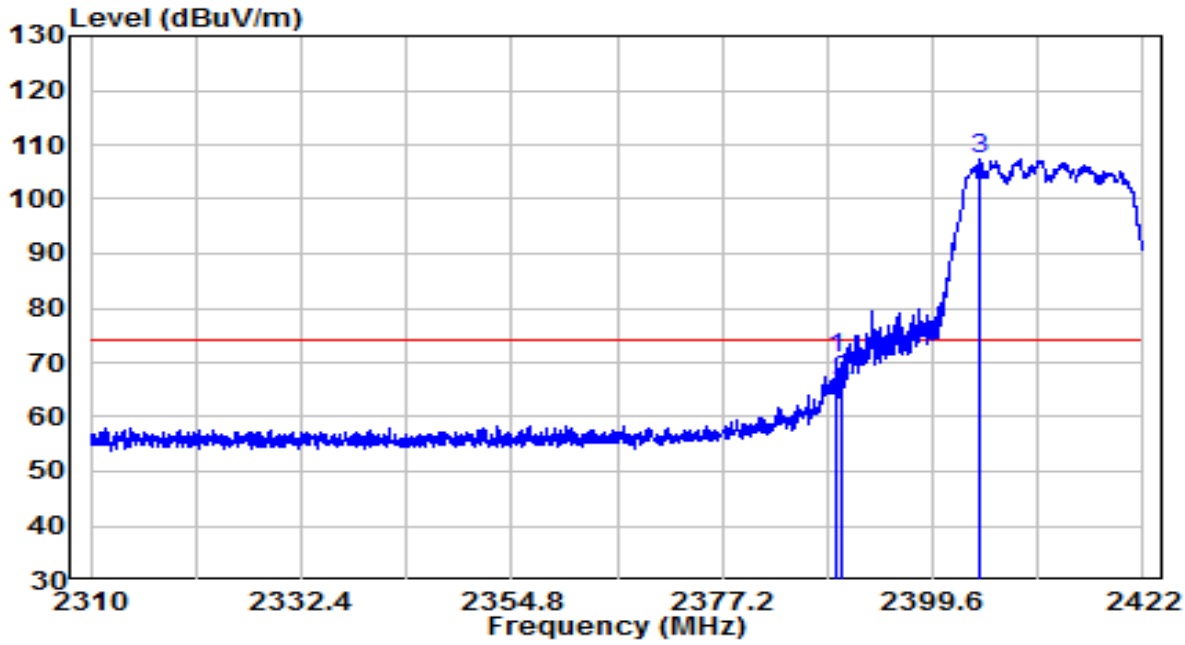

No		Frequency (MHz)	Reading (dBuV)	C.F (dB/m)	Measurement (dBuV/m)	Margin (dB)	Limit (dBuV/m)	Remark (QP/PK/AV)
1		2389.240	38.36	32.21	70.57	-3.43	74.00	Peak
2		2390.000	34.46	32.22	66.68	-7.32	74.00	Peak
3	*	2404.696	75.12	32.28	107.40	N/A	N/A	Peak

Note:

1. " *", means this data is the worst emission level.
2. C.F (Correction Factor) = Antenna Factor (dB/m)+ Cable Loss (dB)
3. Measurement(dBuV/m) = Reading(dBuV) + C.F (Correction Factor).

EUT	AXE5400 Whole Home Mesh Wi-Fi 6E System	Date of Test	2021-11-17
Factor	BBHA 9120D (1GHz~18GHz)_2021	Temp. / Humidity	23.6°C/41.4%
Polarity	Horizontal	Site / Test Engineer	AC1 / Jay
Test Mode	Transmit by 802.11n-HT20 at Channel 2412MHz	Test Voltage	120V/60Hz

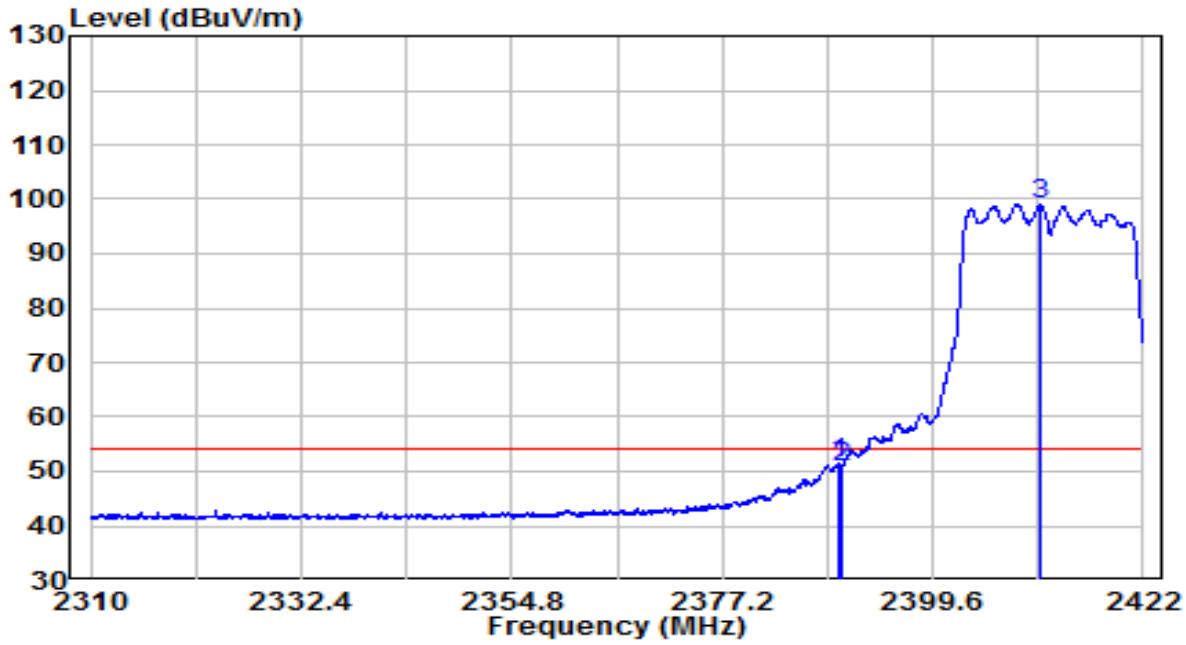

No		Frequency (MHz)	Reading (dBuV)	C.F (dB/m)	Measurement (dBuV/m)	Margin (dB)	Limit (dBuV/m)	Remark (QP/PK/AV)
1		2389.632	19.17	32.22	51.39	-2.61	54.00	Average
2		2390.000	18.65	32.22	50.87	-3.13	54.00	Average
3	*	2411.024	66.74	32.31	99.05	N/A	N/A	Average

Note:

1. " *", means this data is the worst emission level.
2. C.F (Correction Factor) = Antenna Factor (dB/m)+ Cable Loss (dB)
3. Measurement(dBuV/m) = Reading(dBuV) + C.F (Correction Factor).

EUT	AXE5400 Whole Home Mesh Wi-Fi 6E System	Date of Test	2021-11-17
Factor	BBHA 9120D (1GHz~18GHz)_2021	Temp. / Humidity	23.6°C/41.4%
Polarity	Vertical	Site / Test Engineer	AC1 / Jay
Test Mode	Transmit by 802.11n-HT20 at Channel 2412MHz	Test Voltage	120V/60Hz

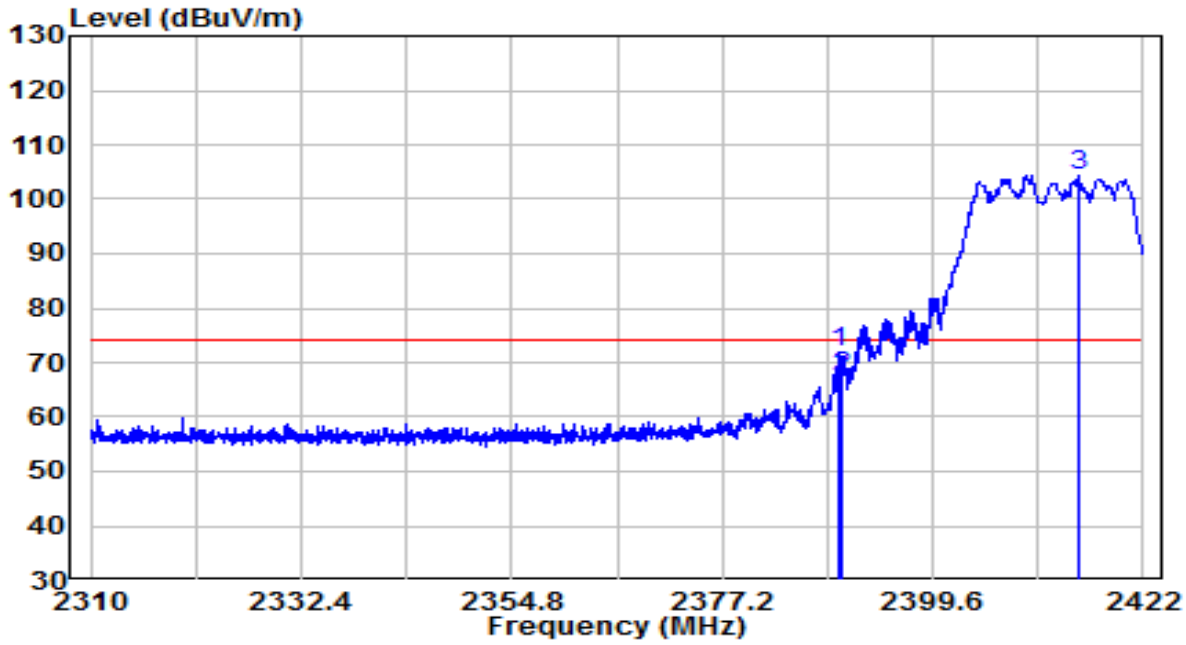

No		Frequency (MHz)	Reading (dBuV)	C.F (dB/m)	Measurement (dBuV/m)	Margin (dB)	Limit (dBuV/m)	Remark (QP/PK/AV)
1		2389.688	39.50	32.22	71.72	-2.28	74.00	Peak
2		2390.000	35.19	32.22	67.41	-6.59	74.00	Peak
3	*	2415.168	71.98	32.32	104.31	N/A	N/A	Peak

Note:

1. " *", means this data is the worst emission level.
2. C.F (Correction Factor) = Antenna Factor (dB/m)+ Cable Loss (dB)
3. Measurement(dBuV/m) = Reading(dBuV) + C.F (Correction Factor).

EUT	AXE5400 Whole Home Mesh Wi-Fi 6E System	Date of Test	2021-11-17
Factor	BBHA 9120D (1GHz~18GHz)_2021	Temp. / Humidity	23.6°C/41.4%
Polarity	Vertical	Site / Test Engineer	AC1 / Jay
Test Mode	Transmit by 802.11n-HT20 at Channel 2412MHz	Test Voltage	120V/60Hz

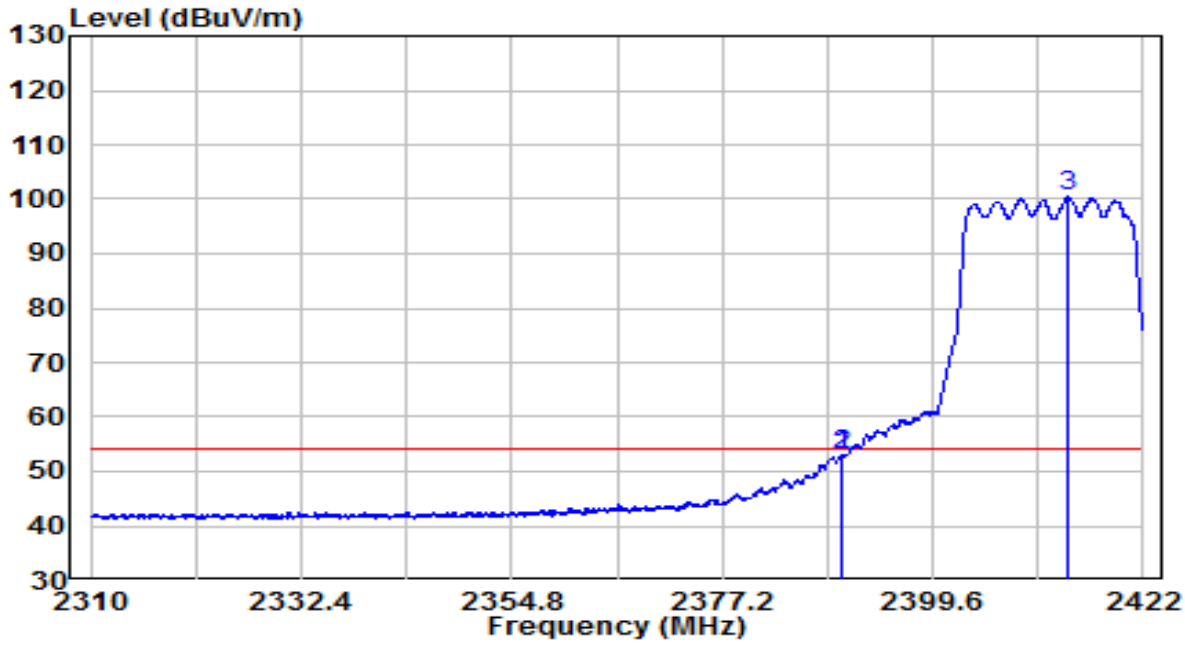

No		Frequency (MHz)	Reading (dBuV)	C.F (dB/m)	Measurement (dBuV/m)	Margin (dB)	Limit (dBuV/m)	Remark (QP/PK/AV)
1		2389.912	20.79	32.22	53.01	-0.99	54.00	Average
2		2390.000	20.74	32.22	52.96	-1.04	54.00	Average
3	*	2413.992	68.12	32.32	100.44	N/A	N/A	Average

Note:

1. " *", means this data is the worst emission level.
2. C.F (Correction Factor) = Antenna Factor (dB/m)+ Cable Loss (dB)
3. Measurement(dBuV/m) = Reading(dBuV) + C.F (Correction Factor).

EUT	AXE5400 Whole Home Mesh Wi-Fi 6E System	Date of Test	2021-11-17
Factor	BBHA 9120D (1GHz~18GHz)_2021	Temp. / Humidity	23.6°C/41.4%
Polarity	Horizontal	Site / Test Engineer	AC1 / Jay
Test Mode	Transmit by 802.11n-HT20 at Channel 2437MHz	Test Voltage	120V/60Hz

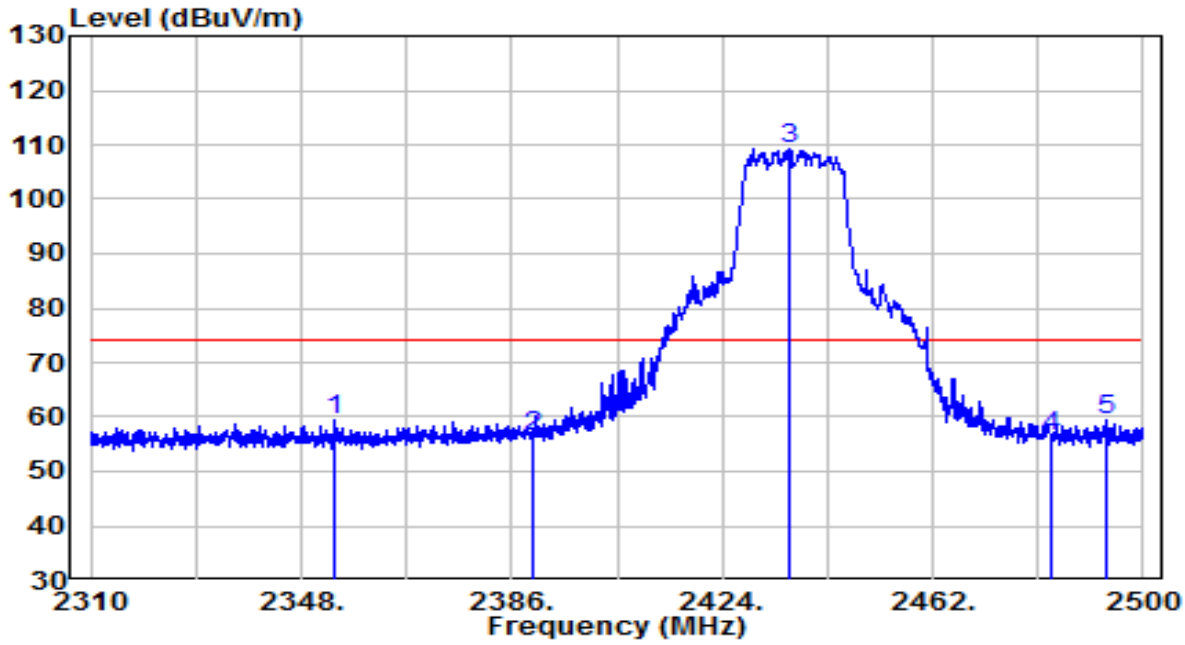

No		Frequency (MHz)	Reading (dBuV)	C.F (dB/m)	Measurement (dBuV/m)	Margin (dB)	Limit (dBuV/m)	Remark (QP/PK/AV)
1		2353.985	27.21	32.07	59.27	-14.73	74.00	Peak
2		2390.000	24.20	32.22	56.42	-17.58	74.00	Peak
3	*	2436.065	76.91	32.41	109.32	N/A	N/A	Peak
4		2483.500	23.97	32.61	56.58	-17.42	74.00	Peak
5		2493.160	26.68	32.65	59.33	-14.67	74.00	Peak

Note:

1. " *", means this data is the worst emission level.
2. C.F (Correction Factor) = Antenna Factor (dB/m)+ Cable Loss (dB)
3. Measurement(dBuV/m) = Reading(dBuV) + C.F (Correction Factor).

EUT	AXE5400 Whole Home Mesh Wi-Fi 6E System	Date of Test	2021-11-17
Factor	BBHA 9120D (1GHz~18GHz)_2021	Temp. / Humidity	23.6°C/41.4%
Polarity	Horizontal	Site / Test Engineer	AC1 / Jay
Test Mode	Transmit by 802.11n-HT20 at Channel 2437MHz	Test Voltage	120V/60Hz

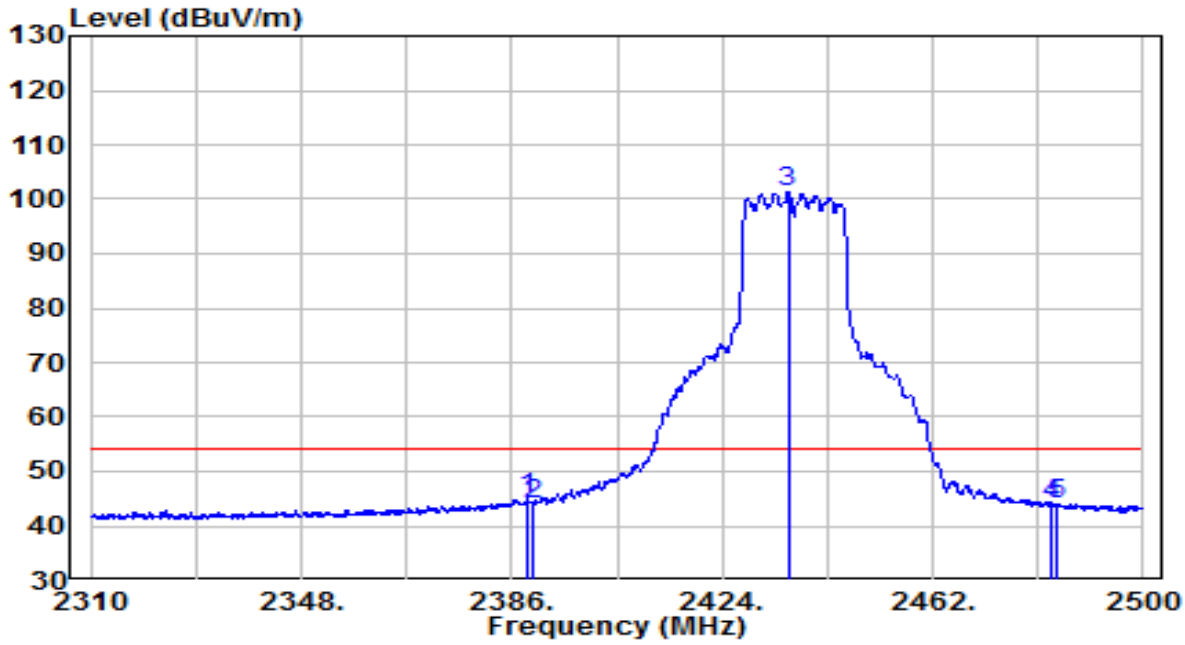

No		Frequency (MHz)	Reading (dBuV)	C.F (dB/m)	Measurement (dBuV/m)	Margin (dB)	Limit (dBuV/m)	Remark (QP/PK/AV)
1		2388.945	12.72	32.21	44.93	-9.07	54.00	Average
2		2390.000	11.68	32.22	43.89	-10.11	54.00	Average
3	*	2435.875	68.89	32.41	101.30	N/A	N/A	Average
4		2483.500	11.48	32.61	44.09	-9.91	54.00	Average
5		2484.610	11.48	32.62	44.10	-9.90	54.00	Average

Note:

1. " *", means this data is the worst emission level.
2. C.F (Correction Factor) = Antenna Factor (dB/m)+ Cable Loss (dB)
3. Measurement(dBuV/m) = Reading(dBuV) + C.F (Correction Factor).

EUT	AXE5400 Whole Home Mesh Wi-Fi 6E System	Date of Test	2021-11-17
Factor	BBHA 9120D (1GHz~18GHz)_2021	Temp. / Humidity	23.6°C/41.4%
Polarity	Vertical	Site / Test Engineer	AC1 / Jay
Test Mode	Transmit by 802.11n-HT20 at Channel 2437MHz	Test Voltage	120V/60Hz

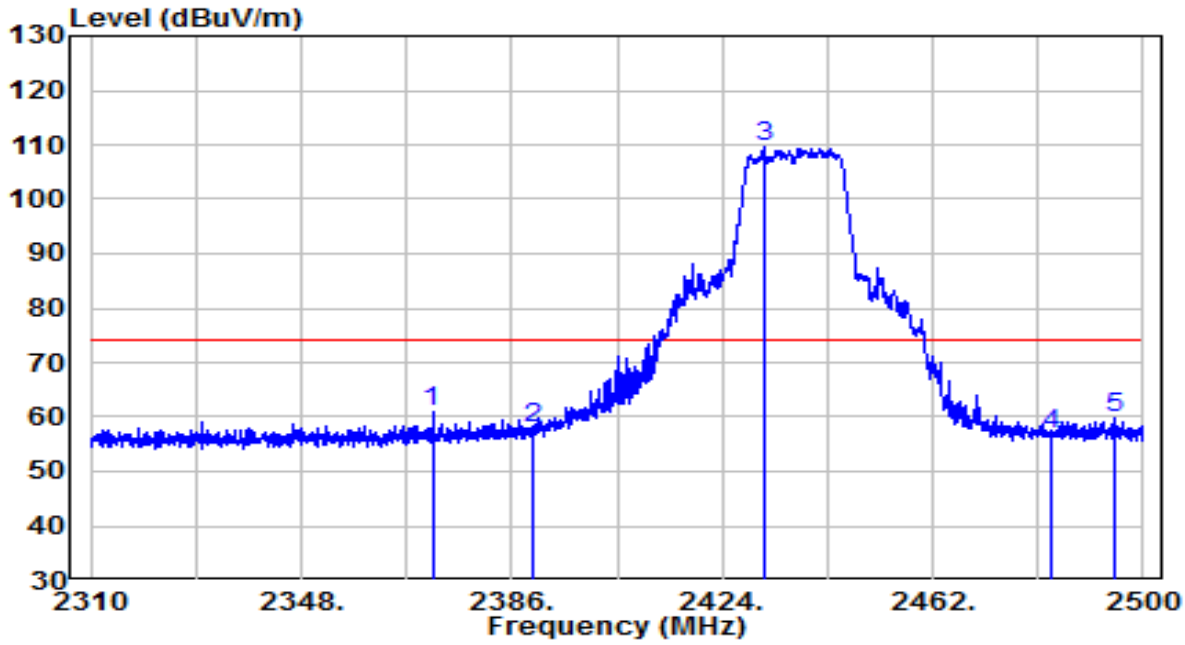

No		Frequency (MHz)	Reading (dBuV)	C.F (dB/m)	Measurement (dBuV/m)	Margin (dB)	Limit (dBuV/m)	Remark (QP/PK/AV)
1		2371.655	28.82	32.14	60.96	-13.04	74.00	Peak
2		2390.000	25.85	32.22	58.07	-15.93	74.00	Peak
3	*	2431.410	77.10	32.39	109.49	N/A	N/A	Peak
4		2483.500	24.23	32.61	56.84	-17.16	74.00	Peak
5		2494.965	27.04	32.66	59.70	-14.30	74.00	Peak

Note:

1. " *", means this data is the worst emission level.
2. C.F (Correction Factor) = Antenna Factor (dB/m)+ Cable Loss (dB)
3. Measurement(dBuV/m) = Reading(dBuV) + C.F (Correction Factor).