802.11ac-VHT160 Power Spectral Density - Ant 0	
Channel 50 (5250MHz)	
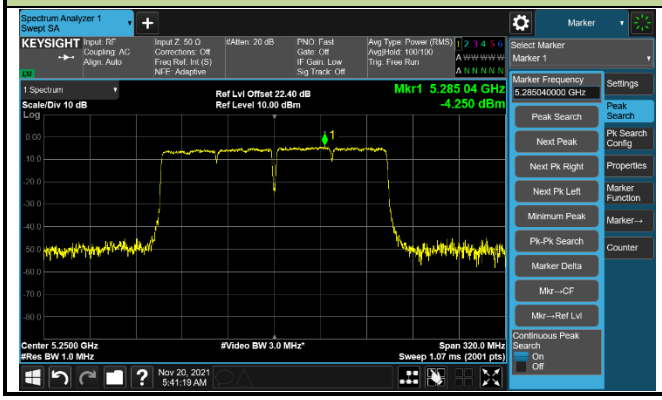	

802.11ax-HE20 Power Spectral Density - Ant 0

Channel 36 (5180MHz)

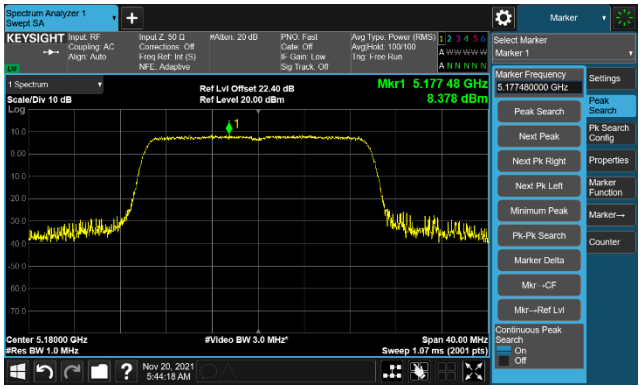

Channel 44 (5220MHz)

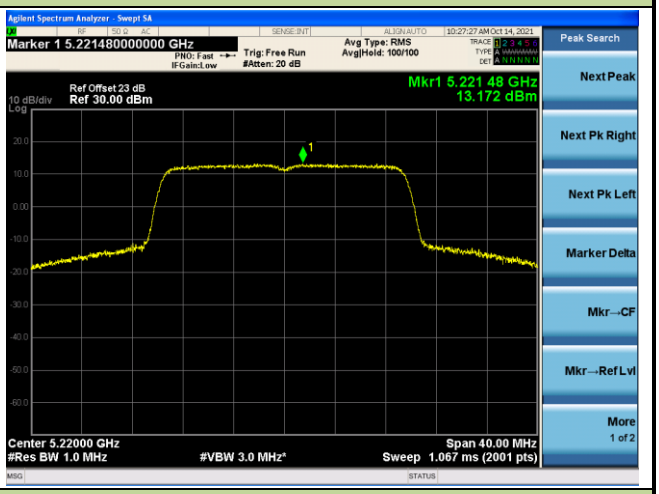

Channel 48 (5240MHz)

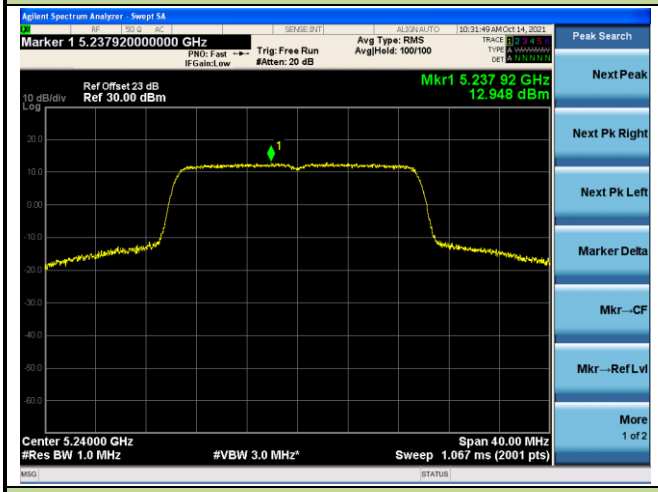

Channel 149 (5745MHz)

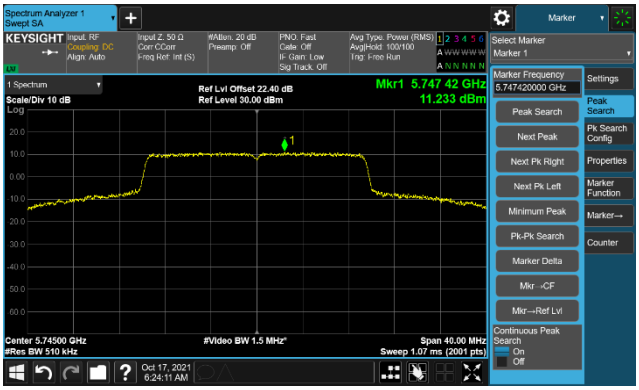

Channel 157 (5785MHz)

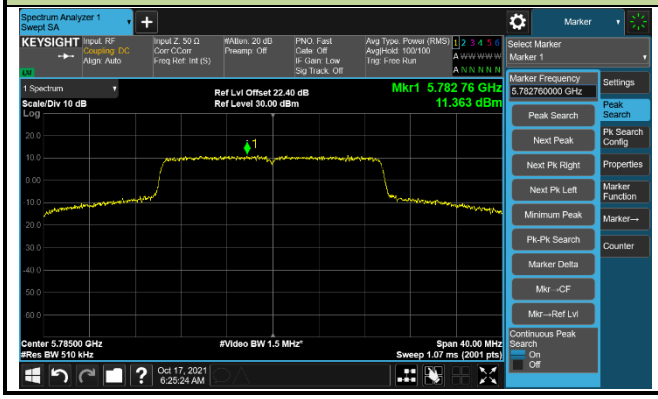

Channel 165 (5825MHz)

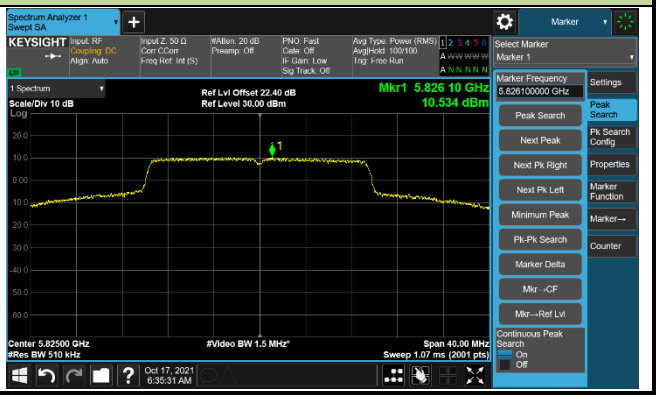

802.11ax-HE40 Power Spectral Density - Ant 0

Channel 38 (5190MHz)

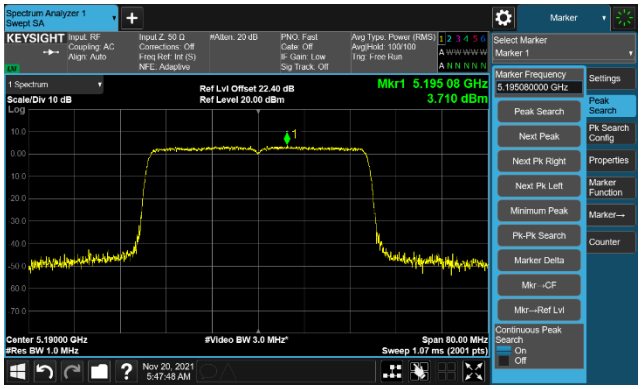

Channel 46 (5230MHz)

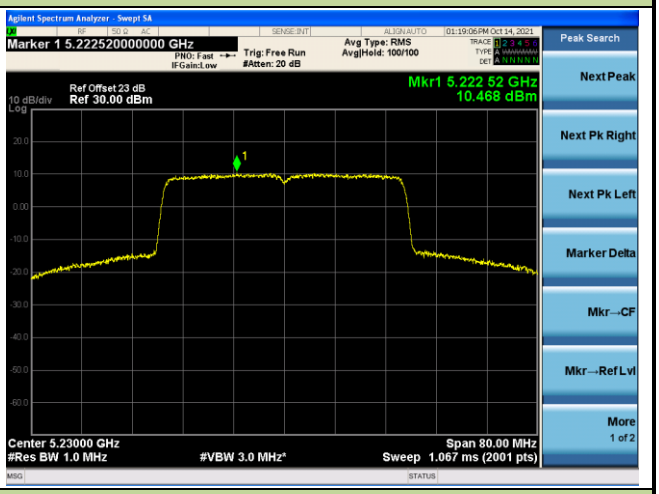

Channel 151 (5755MHz)

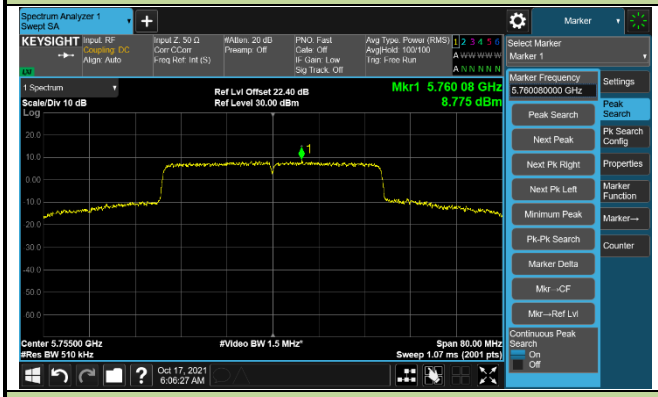

Channel 159 (5795MHz)

802.11ax-HE80 Power Spectral Density - Ant 0

Channel 42 (5210MHz)

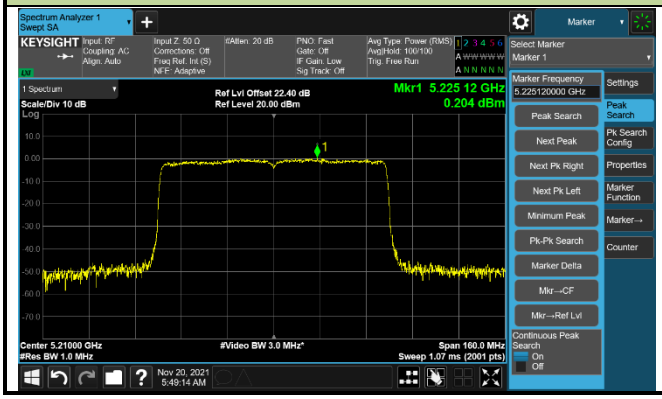

Channel 155 (5775MHz)

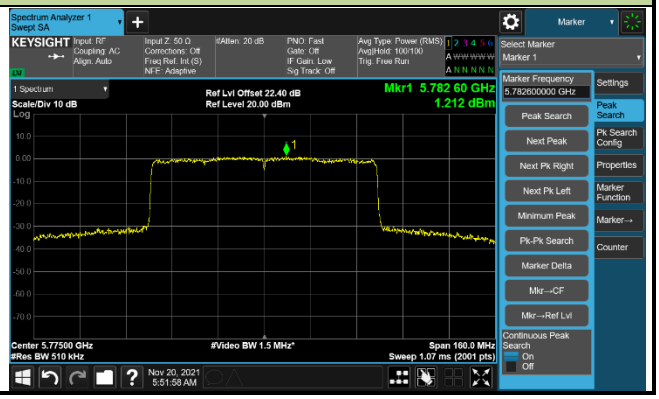

802.11ax-HE160 Power Spectral Density - Ant 0	
Channel 50 (5250MHz)	

802.11a Power Spectral Density - Ant 1

Channel 36 (5180MHz)

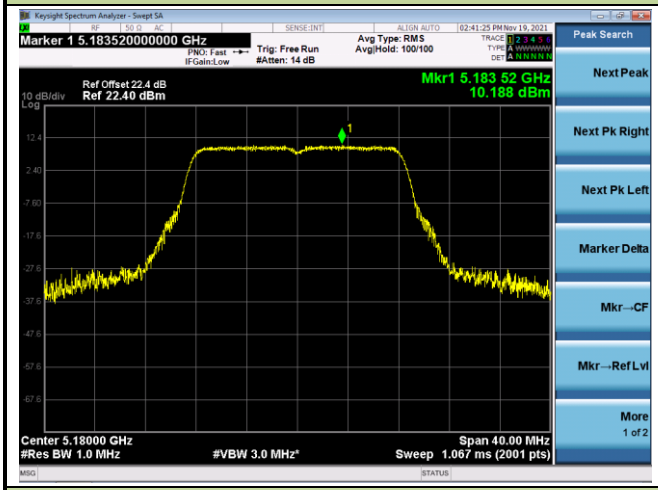

Channel 44 (5220MHz)

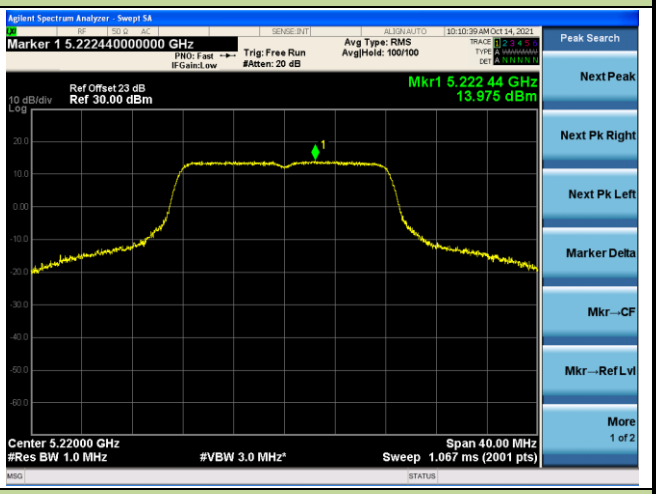

Channel 48 (5240MHz)

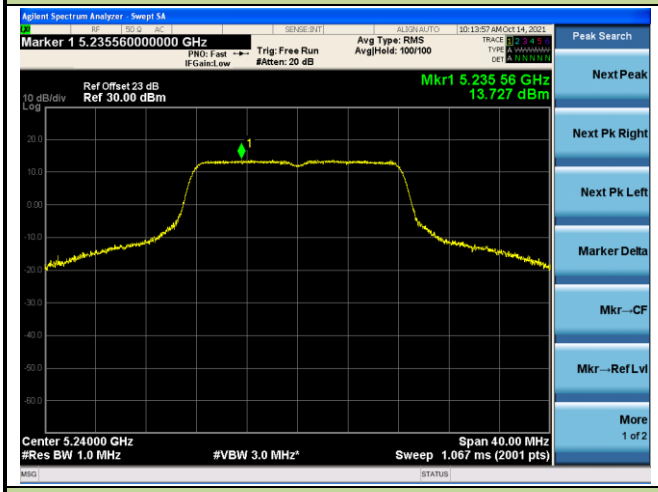

Channel 149 (5745MHz)

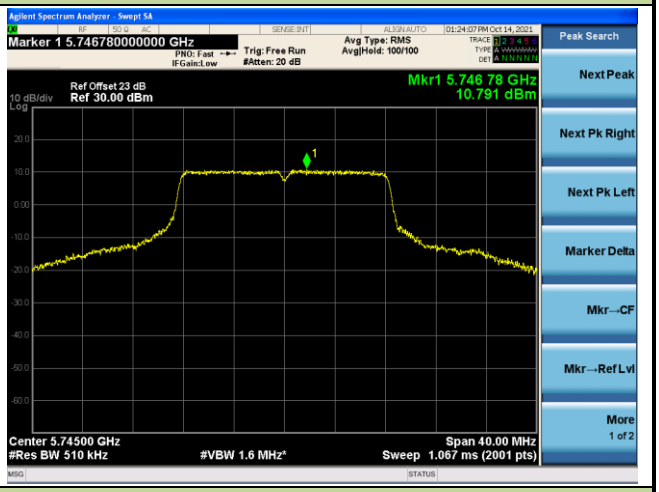

Channel 157 (5785MHz)

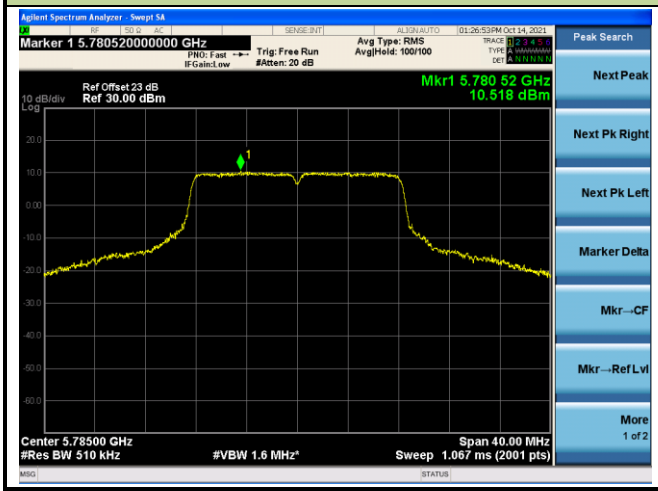

Channel 165 (5825MHz)

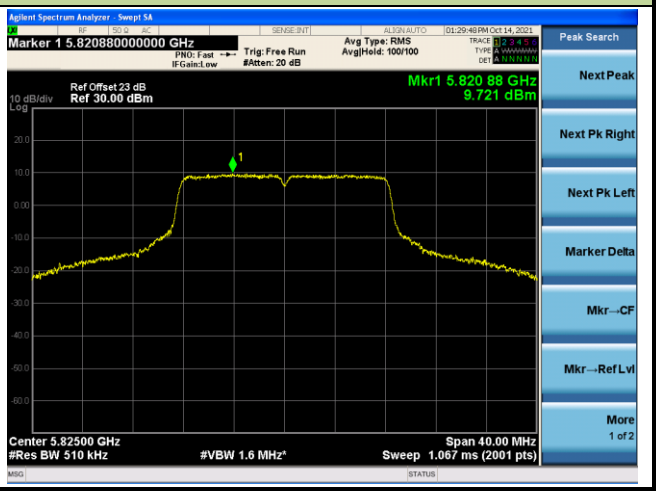

802.11ac-VHT20 Power Spectral Density - Ant 1

Channel 36 (5180MHz)

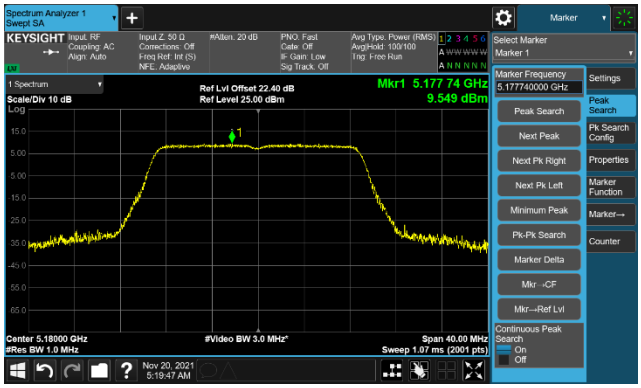

Channel 44 (5220MHz)

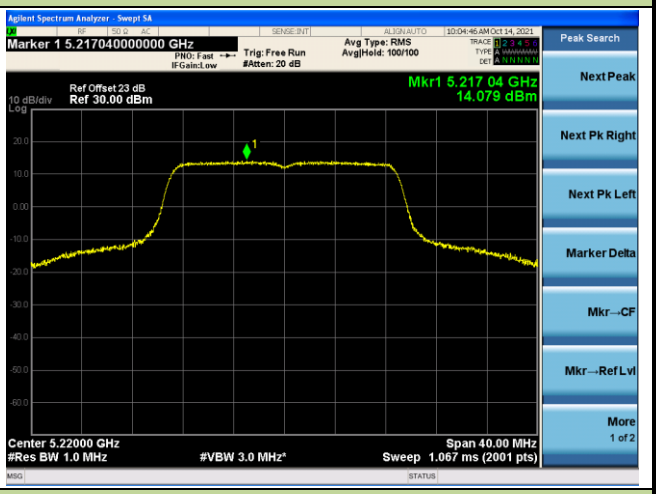

Channel 48 (5240MHz)

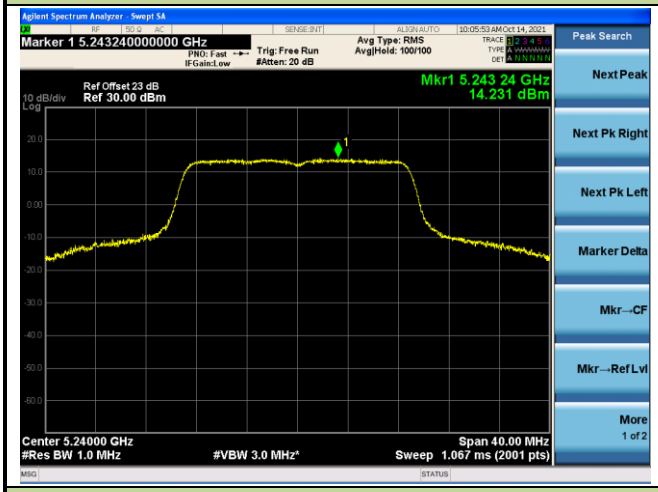

Channel 149 (5745MHz)

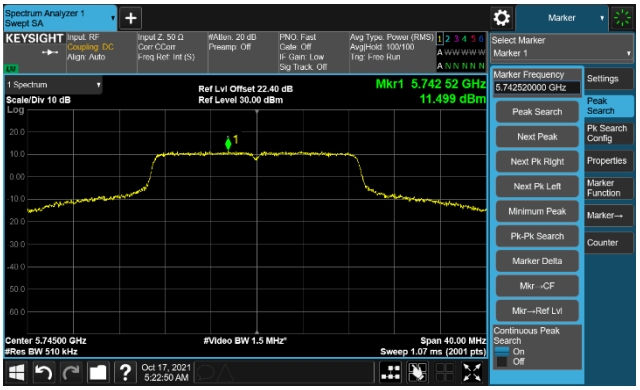

Channel 157 (5785MHz)

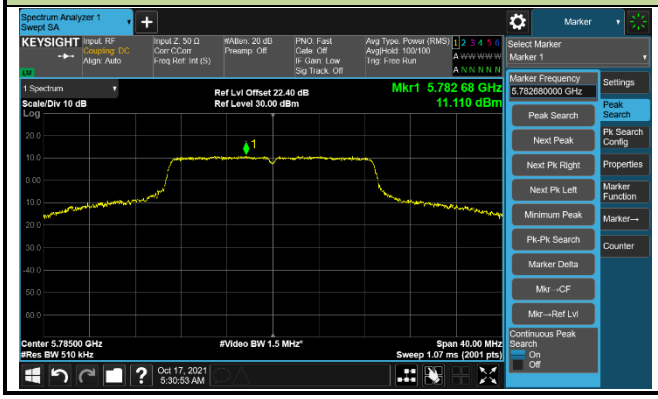

Channel 165 (5825MHz)

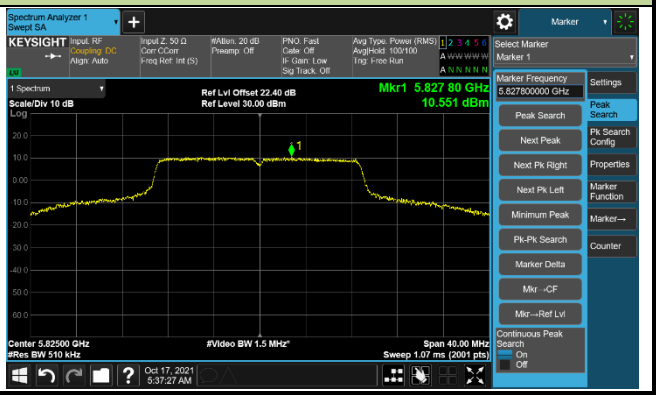

802.11ac-VHT40 Power Spectral Density - Ant 1

Channel 38 (5190MHz)

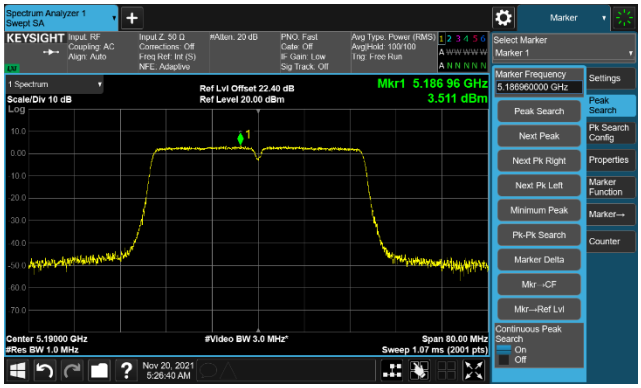

Channel 46 (5230MHz)

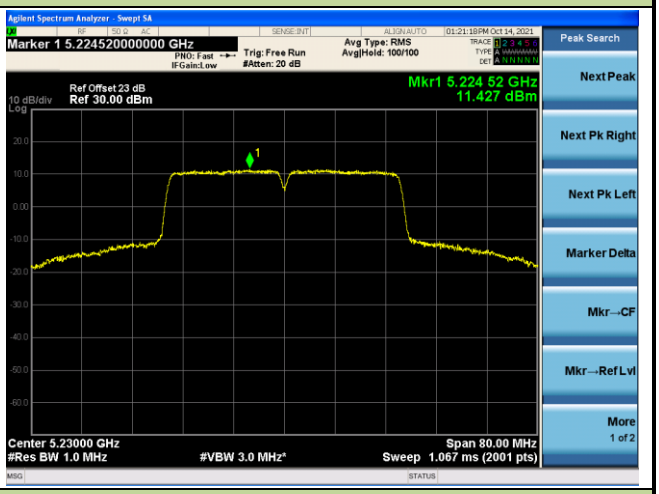

Channel 151 (5755MHz)

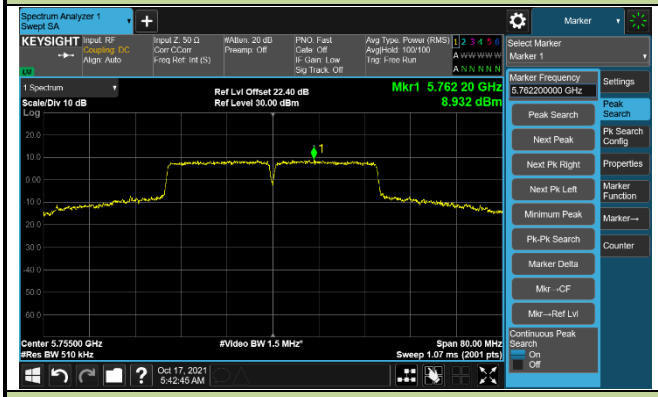

Channel 159 (5795MHz)

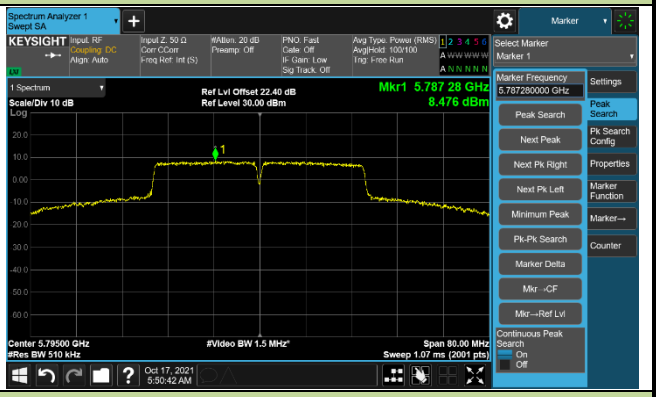

802.11ac-VHT80 Power Spectral Density - Ant 1

Channel 42 (5210MHz)

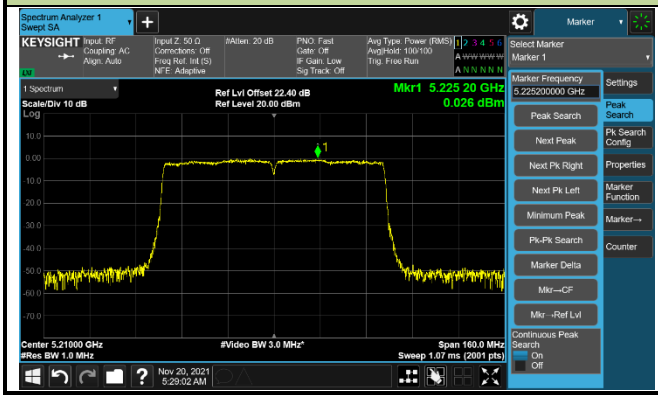

Channel 155 (5775MHz)

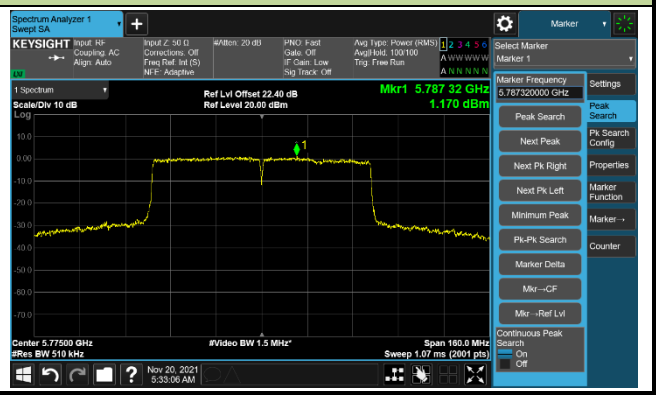

802.11ac-VHT160 Power Spectral Density - Ant 1	
Channel 50 (5250MHz)	

802.11ax-HE20 Power Spectral Density - Ant 1

Channel 36 (5180MHz)

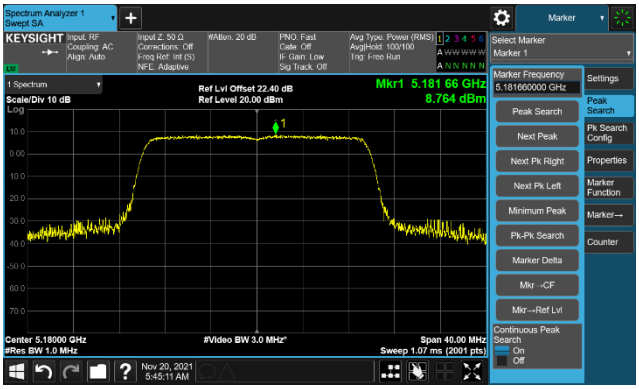

Channel 44 (5220MHz)

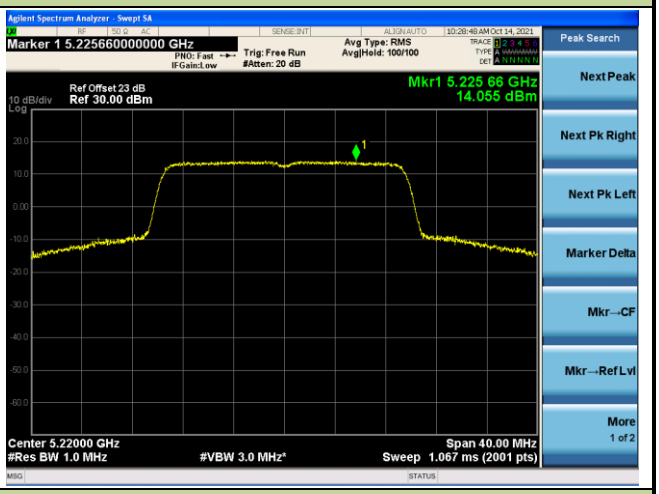

Channel 48 (5240MHz)

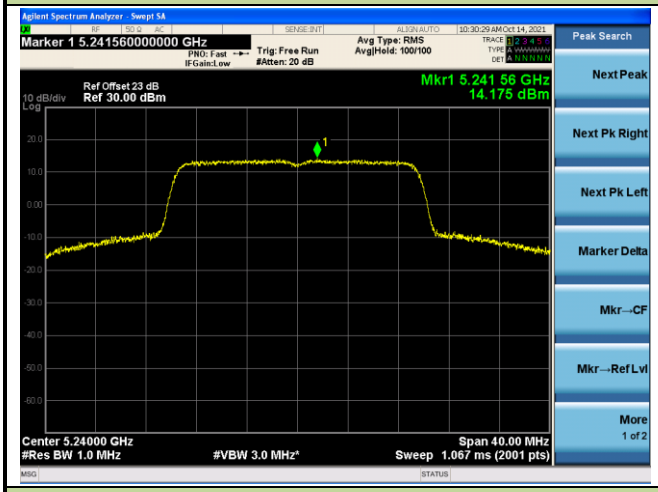

Channel 149 (5745MHz)

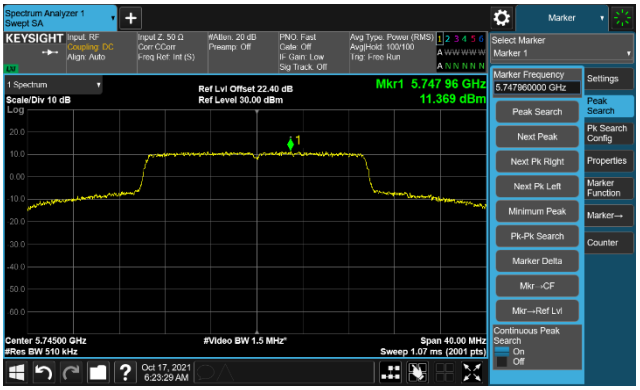

Channel 157 (5785MHz)

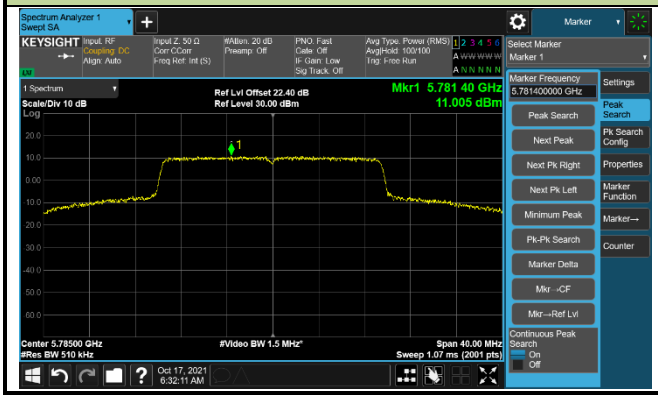

Channel 165 (5825MHz)

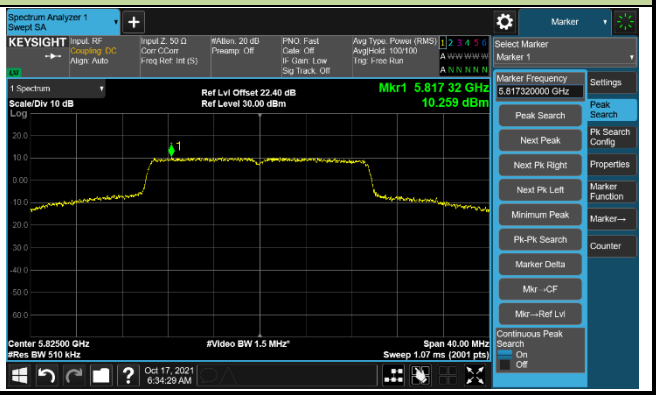

802.11ax-HE40 Power Spectral Density - Ant 1

Channel 38 (5190MHz)

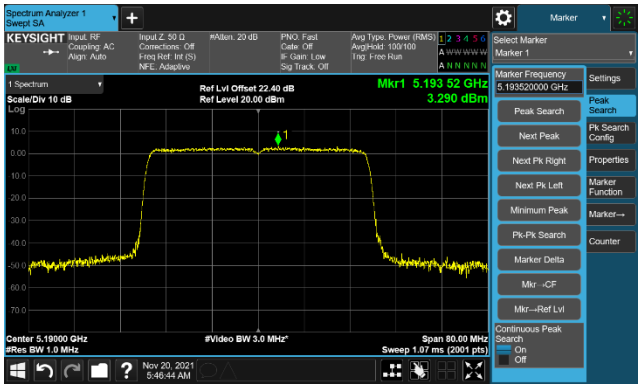

Channel 46 (5230MHz)

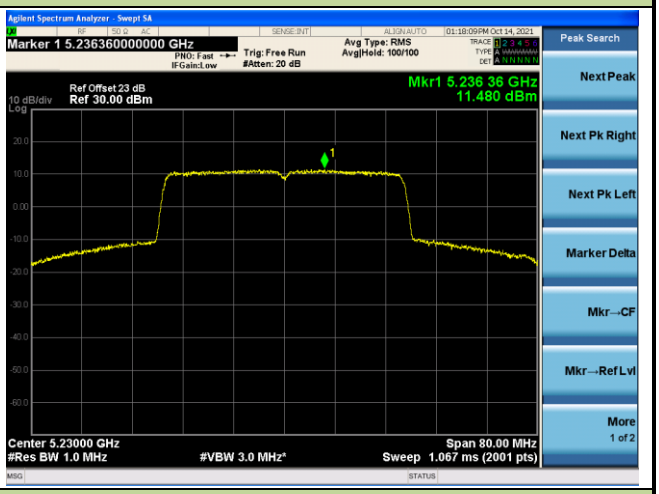

Channel 151 (5755MHz)

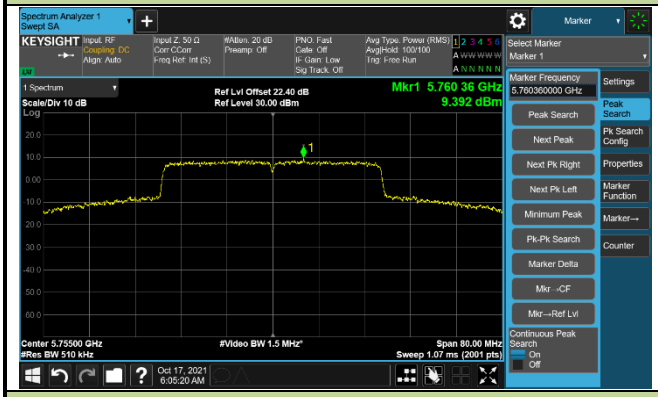

Channel 159 (5795MHz)

802.11ax-HE80 Power Spectral Density - Ant 1

Channel 42 (5210MHz)

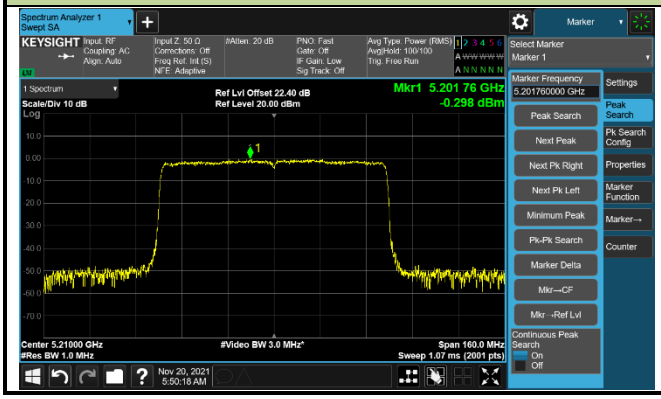

Channel 155 (5775MHz)

802.11ax-HE160 Power Spectral Density - Ant 1	
Channel 50 (5250MHz)	

7.7. Frequency Stability Measurement

7.7.1.Test Limit

Fundamental emissions must be contained within the frequency bands specified in this section during all conditions of operation.

7.7.2.Test Procedure Used

Frequency Stability Under Temperature Variations:

The equipment under test was connected to an external AC or DC power supply and input rated voltage. RF output was connected to a frequency counter or spectrum analyzer via feed through attenuators. The EUT was placed inside the temperature chamber. Set the spectrum analyzer RBW low enough to obtain the desired frequency resolution and measure EUT 20°C operating frequency as reference frequency. Turn EUT off and set the chamber temperature to highest. After the temperature stabilized for approximately 30 minutes recorded the frequency. Repeat step measure with 10°C decreased per stage until the lowest temperature reached.

Frequency Stability Under Voltage Variations:

Set chamber temperature to 20°C. Use a variable AC power supply / DC power source to power the EUT and set the voltage to rated voltage. Set the spectrum analyzer RBW low enough to obtain the desired frequency resolution and recorded the frequency.

Reduce the input voltage to specify extreme voltage variation (±15%) and endpoint, recordthe maximum frequency change.

7.7.3.Test Setup

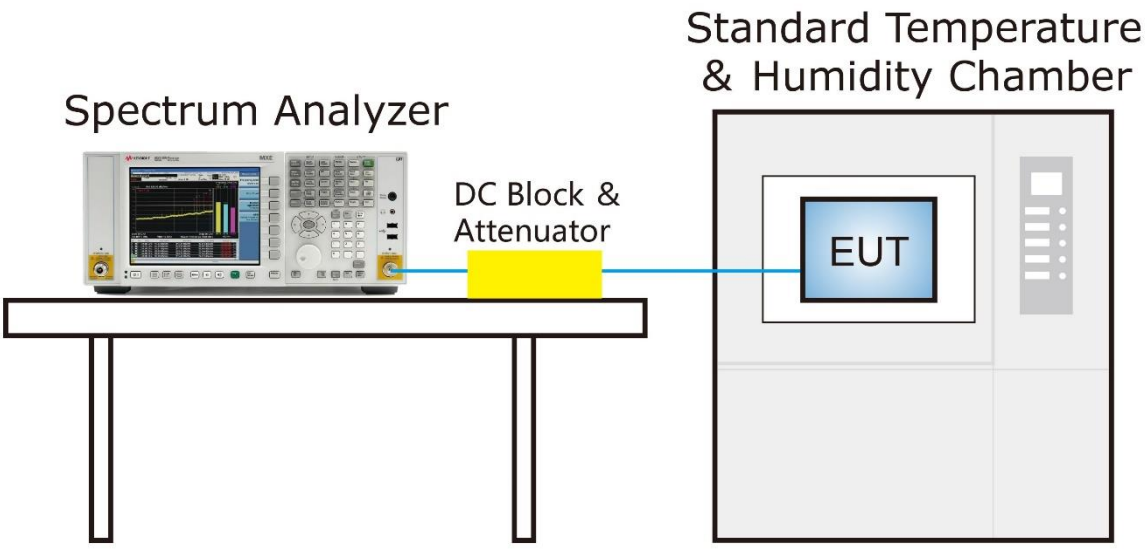

7.7.4.Test Result

Product	AXE5400 Whole Home Mesh Wi-Fi 6E System	Temperature	-30 ~ 50°C
Test Engineer	Kevin Ker	Relative Humidity	58 ~ 60%
Test Site	SR2	Test Date	2022/01/02
Test Item	5180MHz (Carrier Mode)		

Voltage Ratio (%)	Voltage (V_{AC})	Temperature (˚C)	Frequency Tolerance (ppm)			
			0 minutes	2 minutes	5 minutes	10 minutes
100%	120	- 30	5.13	4.75	4.57	4.35
		- 20	5.19	5.46	5.55	5.60
		- 10	3.15	3.74	4.28	4.34
		0	-0.89	0.66	0.92	1.29
		+ 10	-4.88	-4.61	-4.13	-3.35
		+ 20	-8.30	-7.34	-7.19	-7.04
		+ 30	-11.06	-10.81	-10.55	-10.14
		+ 40	-14.63	-13.51	-13.54	-13.25
		+ 50	-14.31	-14.69	-14.85	-14.98
115%	138	+ 20	-9.79	-9.07	-8.94	-8.81
85%	102	+ 20	-8.64	-8.54	-8.53	-8.50

Note: Frequency Tolerance (ppm) = {[Measured Frequency (MHz) - Declared Frequency (MHz)] / Declared Frequency (MHz)} *10^6.

7.8. Radiated Spurious Emission Measurement

7.8.1.Test Limit

All out of band emissions appearing in a restricted band as specified in Section 15.205 of the Title 47CFR must not exceed the limits shown in Table per Section 15.209.

FCC Part 15 Subpart C Paragraph 15.209		
Frequency [MHz]	Field Strength [uV/m]	Measured Distance [Meters]
0.009 - 0.490	2400/F (kHz)	300
0.490 - 1.705	24000/F (kHz)	30
1.705 - 30	30	30
30 - 88	100	3
88 - 216	150	3
216 - 960	200	3
Above 960	500	3

7.8.2.Test Procedure Used

KDB 789033 D02v02r01 – Section G

7.8.3.Test Setting

Table 1 - RBW as a function of frequency

Frequency	RBW
9 ~ 150 kHz	200 ~ 300 Hz
0.15 ~ 30 MHz	9 ~ 10 kHz
30 ~ 1000 MHz	100 ~ 120 kHz
>1000 MHz	1 MHz

Quasi-Peak Measurements below 1GHz

1. Analyzer center frequency was set to the frequency of the radiated spurious emission of interest

2. Span was set greater than 1MHz

3. RBW = as specified in Table 1

4. Detector = CISPR quasi-peak

5. Sweep time = auto couple

6. Trace was allowed to stabilize

Peak Measurements above 1GHz

1. Analyzer center frequency was set to the frequency of the radiated spurious emission of interest

2. RBW = 1MHz

3. VBW = 3MHz

4. Detector = peak

5. Sweep time = auto couple

6. Trace mode = max hold

7. Trace was allowed to stabilize

Average Measurements above 1GHz (Method VB)

1. Analyzer center frequency was set to the frequency of the radiated spurious emission of interest

2. RBW = 1MHz

3. VBW; If the EUT is configured to transmit with duty cycle ≥ 98%, set VBW = 10 Hz.

If the EUT duty cycle is < 98%, set VBW ≥ 1/T. T is the minimum transmission duration.

4. Detector = Peak

5. Sweep time = auto

6. Trace mode = max hold

7. Trace was allowed to stabilize

7.8.4.Test Setup

Below 1GHz Test Setup:

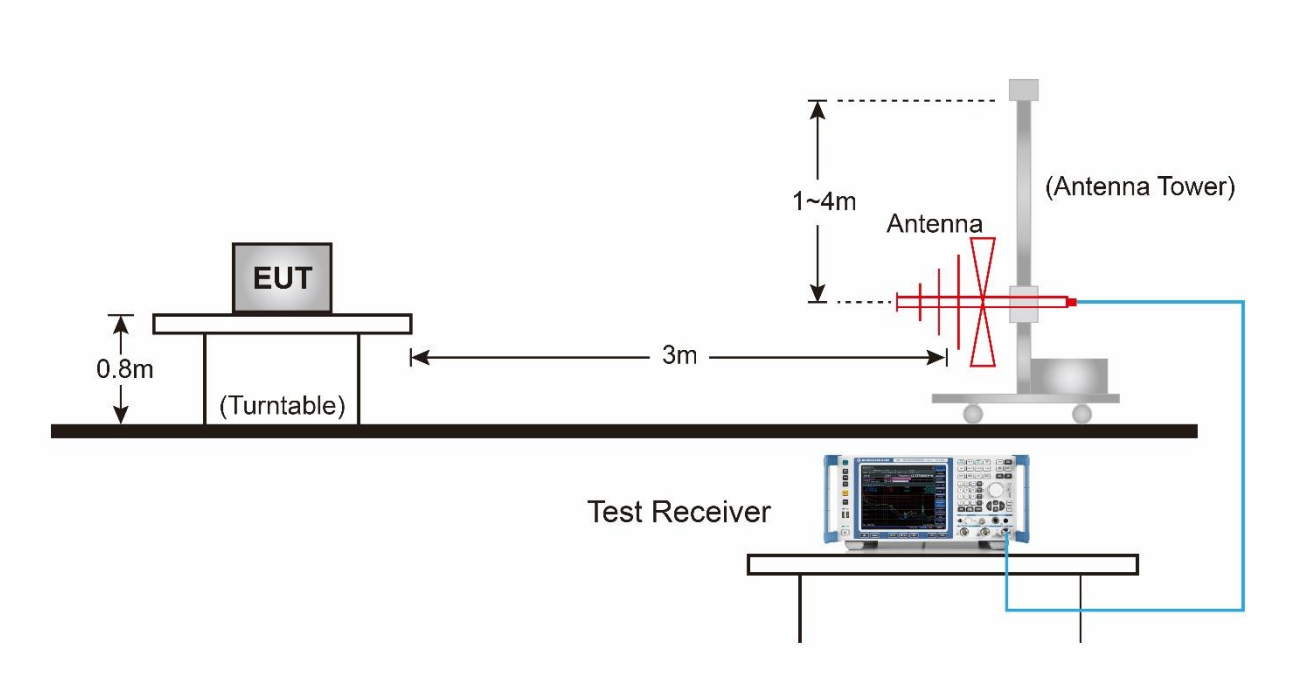

Above 1GHz Test Setup:

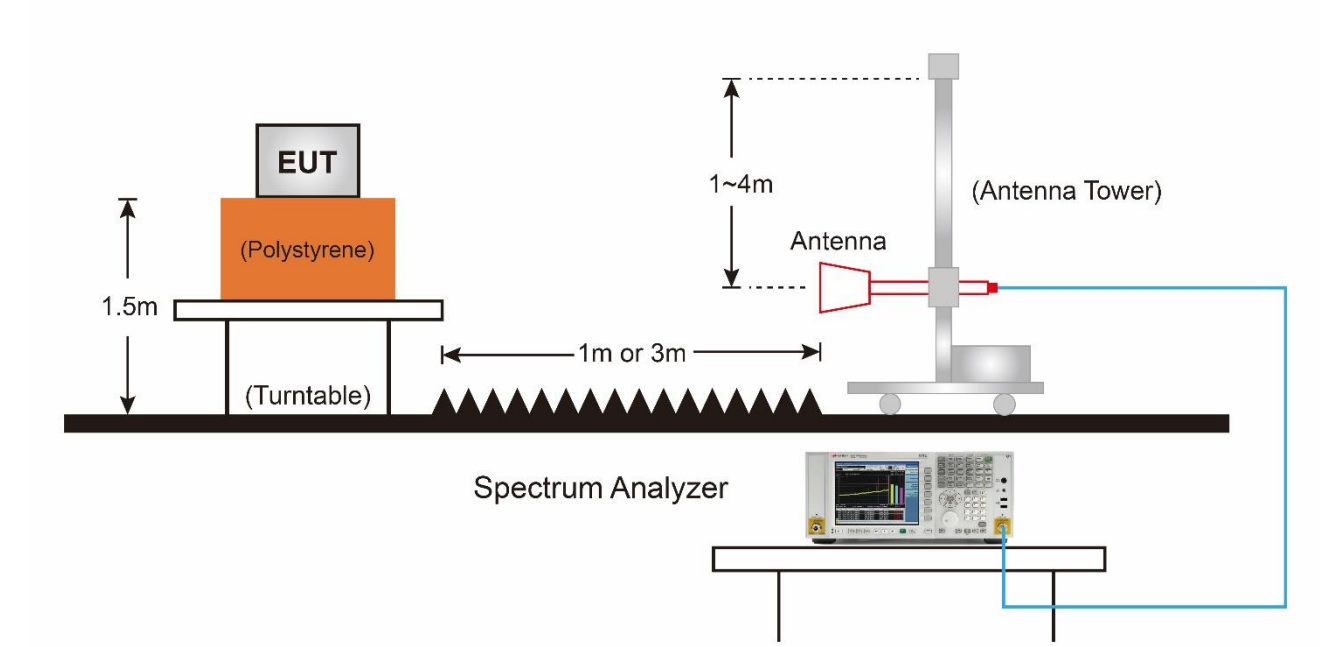

7.8.5.Test Result

EUT	AXE5400 Whole Home Mesh Wi-Fi 6E System	Date of Test	2021-12-06
Factor	BBHA 9120D (1GHz~18GHz)_2021	Temp. / Humidity	26.4°C/43.8%
Polarity	Horizontal	Site / Test Engineer	AC1 / Jay
Test Mode	Transmit by 802.11a at Channel 5180MHz	Test Voltage	120V/60Hz

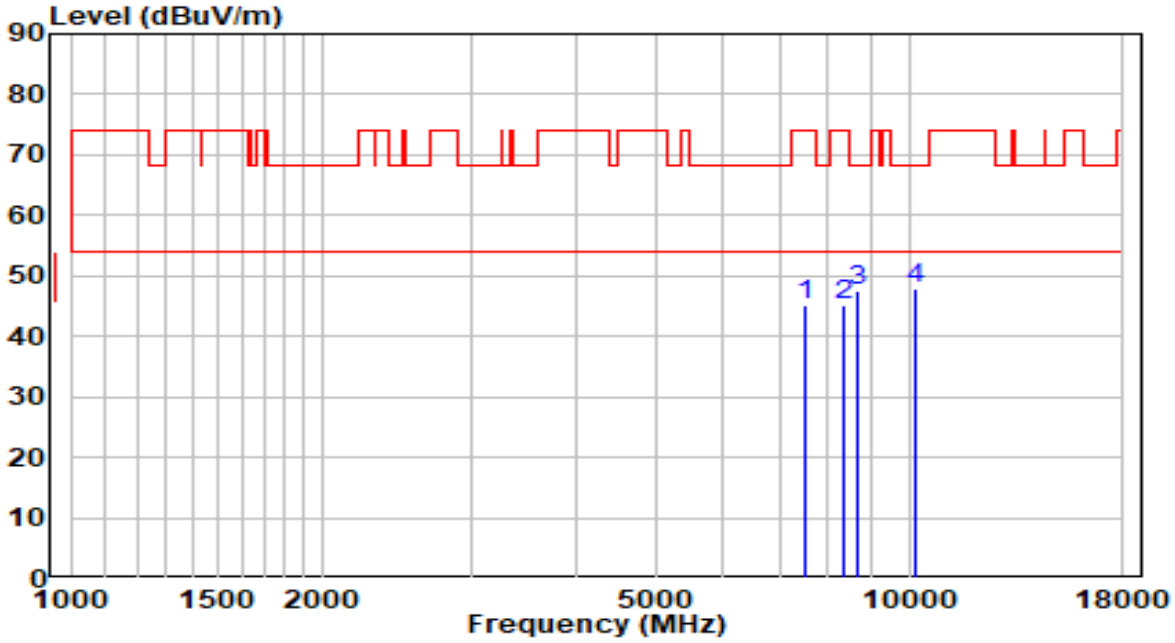

No		Frequency (MHz)	Reading (dBμV)	C.F (dB/m)	Measurement (dBμV/m)	Margin (dB)	Limit (dBμV/m)	Remark (QP/PK/AV)
1		7502.500	32.32	13.02	45.34	-28.66	74.00	Peak
2		8327.000	31.68	13.58	45.26	-28.74	74.00	Peak
3		8675.500	33.43	14.08	47.52	-20.68	68.20	Peak
4	*	10154.500	30.70	17.18	47.88	-20.32	68.20	Peak

Note:

1. " *", means this data is the worst emission level.
2. C.F (Correction Factor) = Antenna Factor (dB/m) + Cable Loss (dB)– Preamplifier(dB).
3. Measurement(dBμV/m) = Reading(dBμV) + C.F (Correction Factor).

EUT	AXE5400 Whole Home Mesh Wi-Fi 6E System	Date of Test	2021-12-06
Factor	BBHA 9120D (1GHz~18GHz)_2021	Temp. / Humidity	26.4°C/43.8%
Polarity	Vertical	Site / Test Engineer	AC1 / Jay
Test Mode	Transmit by 802.11a at Channel 5180MHz	Test Voltage	120V/60Hz

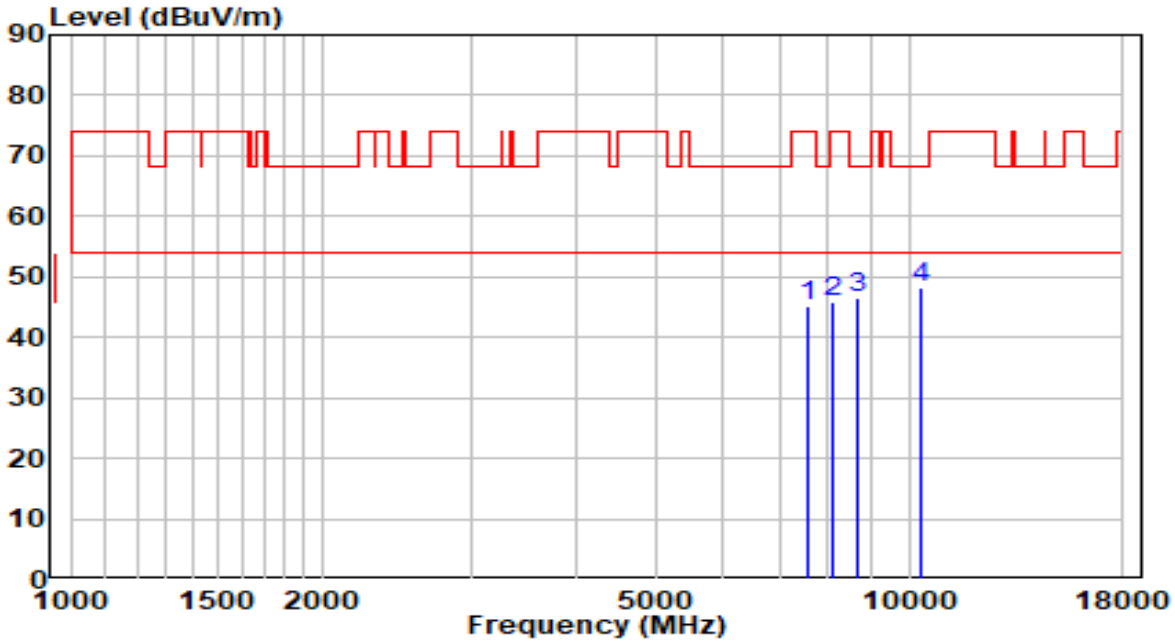

No		Frequency (MHz)	Reading (dBμV)	C.F (dB/m)	Measurement (dBμV/m)	Margin (dB)	Limit (dBμV/m)	Remark (QP/PK/AV)
1		7587.500	32.21	13.09	45.30	-28.70	74.00	Peak
2		8097.500	32.38	13.47	45.85	-28.15	74.00	Peak
3		8684.000	32.49	14.11	46.60	-21.60	68.20	Peak
4	*	10316.000	30.31	17.83	48.14	-20.06	68.20	Peak

Note:

1. " *", means this data is the worst emission level.
2. C.F (Correction Factor) = Antenna Factor (dB/m) + Cable Loss (dB)– Preamplifier(dB).
3. Measurement(dBμV/m) = Reading(dBμV) + C.F (Correction Factor).

EUT	AXE5400 Whole Home Mesh Wi-Fi 6E System	Date of Test	2021-12-06
Factor	BBHA 9120D (1GHz~18GHz)_2021	Temp. / Humidity	26.4°C/43.8%
Polarity	Horizontal	Site / Test Engineer	AC1 / Jay
Test Mode	Transmit by 802.11a at Channel 5220MHz	Test Voltage	120V/60Hz

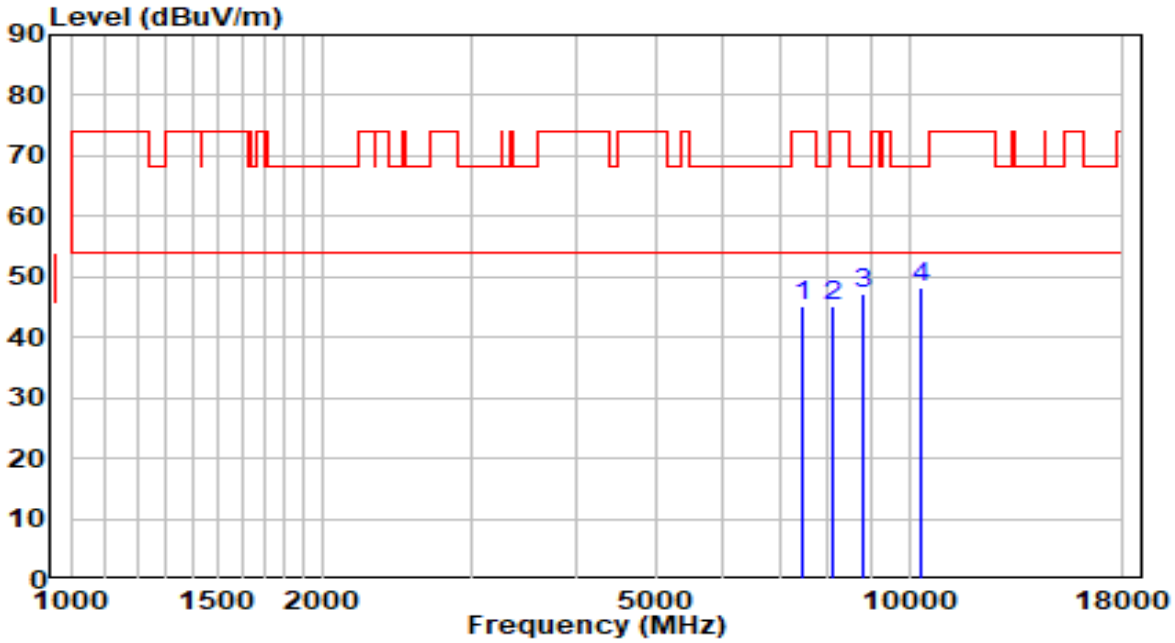

No		Frequency (MHz)	Reading (dBμV)	C.F (dB/m)	Measurement (dBμV/m)	Margin (dB)	Limit (dBμV/m)	Remark (QP/PK/AV)
1		7477.000	32.33	12.91	45.24	-28.76	74.00	Peak
2		8123.000	31.76	13.49	45.24	-28.76	74.00	Peak
3		8803.000	32.77	14.40	47.17	-21.03	68.20	Peak
4	*	10299.000	30.43	17.76	48.19	-20.01	68.20	Peak

Note:

1. " *", means this data is the worst emission level.
2. C.F (Correction Factor) = Antenna Factor (dB/m) + Cable Loss (dB)– Preamplifier(dB).
3. Measurement(dBμV/m) = Reading(dBμV) + C.F (Correction Factor).

EUT	AXE5400 Whole Home Mesh Wi-Fi 6E System	Date of Test	2021-12-06
Factor	BBHA 9120D (1GHz~18GHz)_2021	Temp. / Humidity	26.4°C/43.8%
Polarity	Vertical	Site / Test Engineer	AC1 / Jay
Test Mode	Transmit by 802.11a at Channel 5220MHz	Test Voltage	120V/60Hz

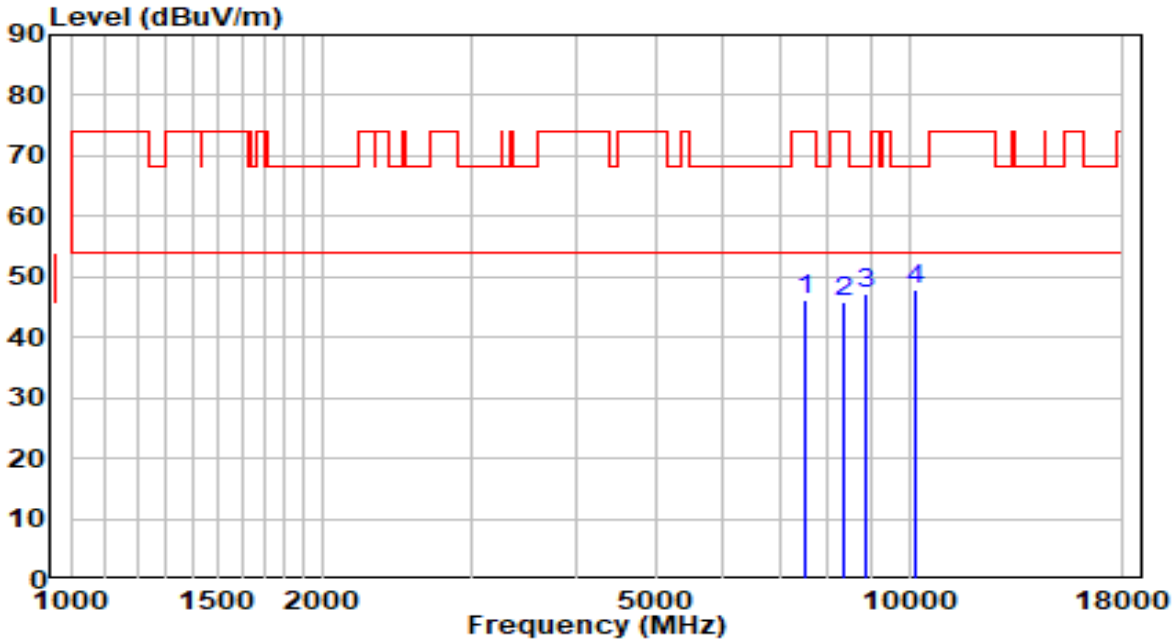

No		Frequency (MHz)	Reading (dBμV)	C.F (dB/m)	Measurement (dBμV/m)	Margin (dB)	Limit (dBμV/m)	Remark (QP/PK/AV)
1		7511.000	33.13	13.02	46.16	-27.84	74.00	Peak
2		8386.500	32.12	13.60	45.72	-28.28	74.00	Peak
3		8905.000	32.43	14.65	47.08	-21.12	68.20	Peak
4	*	10171.500	30.52	17.25	47.77	-20.43	68.20	Peak

Note:

1. " *", means this data is the worst emission level.
2. C.F (Correction Factor) = Antenna Factor (dB/m) + Cable Loss (dB)– Preamplifier(dB).
3. Measurement(dBμV/m) = Reading(dBμV) + C.F (Correction Factor).

EUT	AXE5400 Whole Home Mesh Wi-Fi 6E System	Date of Test	2021-12-06
Factor	BBHA 9120D (1GHz~18GHz)_2021	Temp. / Humidity	26.4°C/43.8%
Polarity	Horizontal	Site / Test Engineer	AC1 / Jay
Test Mode	Transmit by 802.11a at Channel 5240MHz	Test Voltage	120V/60Hz

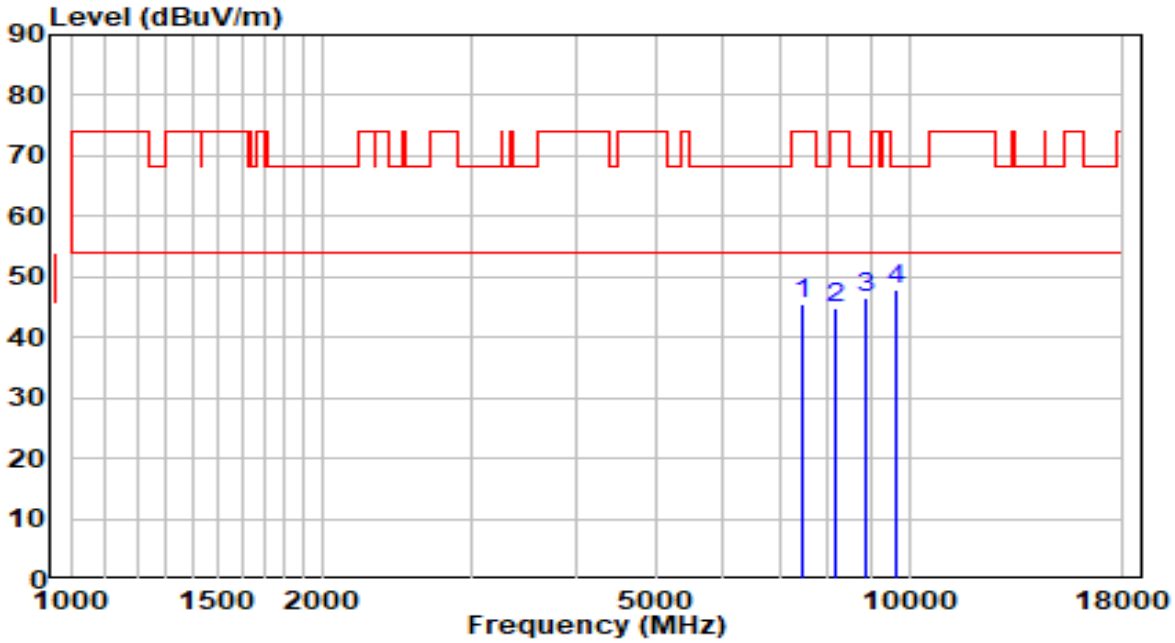

No		Frequency (MHz)	Reading (dBμV)	C.F (dB/m)	Measurement (dBμV/m)	Margin (dB)	Limit (dBμV/m)	Remark (QP/PK/AV)
1		7443.000	32.63	12.76	45.40	-28.60	74.00	Peak
2		8182.500	31.47	13.51	44.99	-29.01	74.00	Peak
3		8905.000	31.72	14.65	46.36	-21.84	68.20	Peak
4	*	9627.500	31.98	15.93	47.91	-20.29	68.20	Peak

Note:

1. " *", means this data is the worst emission level.
2. C.F (Correction Factor) = Antenna Factor (dB/m) + Cable Loss (dB)– Preamplifier(dB).
3. Measurement(dBμV/m) = Reading(dBμV) + C.F (Correction Factor).

EUT	AXE5400 Whole Home Mesh Wi-Fi 6E System	Date of Test	2021-12-06
Factor	BBHA 9120D (1GHz~18GHz)_2021	Temp. / Humidity	26.4°C/43.8%
Polarity	Vertical	Site / Test Engineer	AC1 / Jay
Test Mode	Transmit by 802.11a at Channel 5240MHz	Test Voltage	120V/60Hz

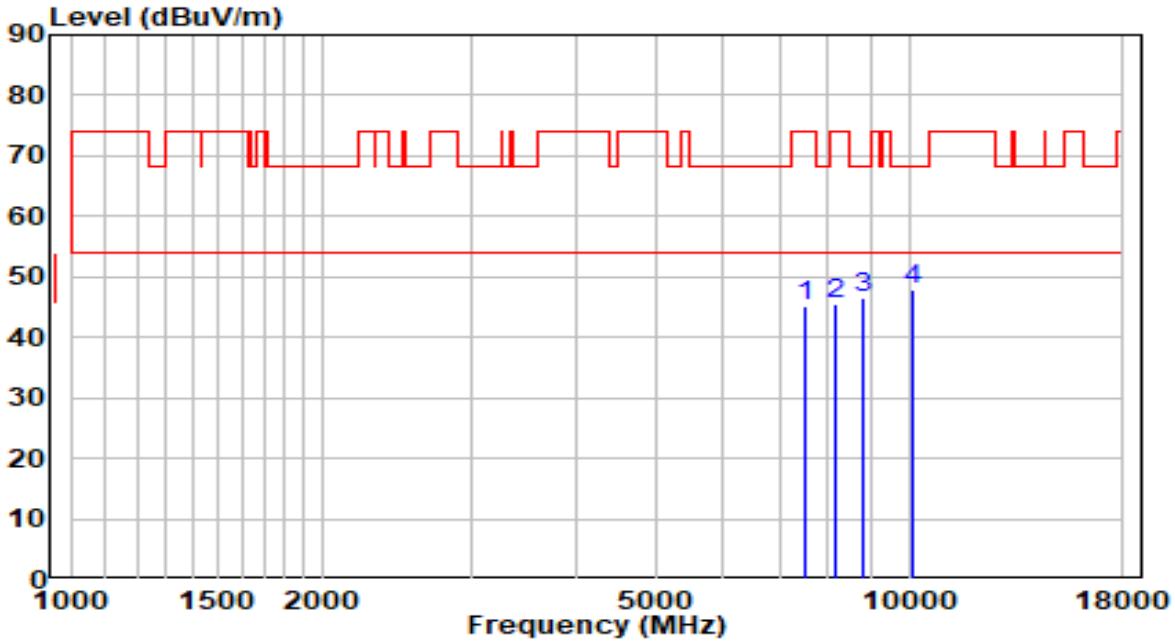

No		Frequency (MHz)	Reading (dBμV)	C.F (dB/m)	Measurement (dBμV/m)	Margin (dB)	Limit (dBμV/m)	Remark (QP/PK/AV)
1		7502.500	32.31	13.02	45.33	-28.67	74.00	Peak
2		8140.000	31.86	13.49	45.35	-28.65	74.00	Peak
3		8837.000	31.94	14.48	46.42	-21.78	68.20	Peak
4	*	10078.000	30.96	16.87	47.83	-20.37	68.20	Peak

Note:

1. " *", means this data is the worst emission level.
2. C.F (Correction Factor) = Antenna Factor (dB/m) + Cable Loss (dB)– Preamplifier(dB).
3. Measurement(dBμV/m) = Reading(dBμV) + C.F (Correction Factor).

EUT	AXE5400 Whole Home Mesh Wi-Fi 6E System	Date of Test	2021-12-06
Factor	BBHA 9120D (1GHz~18GHz)_2021	Temp. / Humidity	26.4°C/43.8%
Polarity	Horizontal	Site / Test Engineer	AC1 / Jay
Test Mode	Transmit by 802.11a at Channel 5745MHz	Test Voltage	120V/60Hz

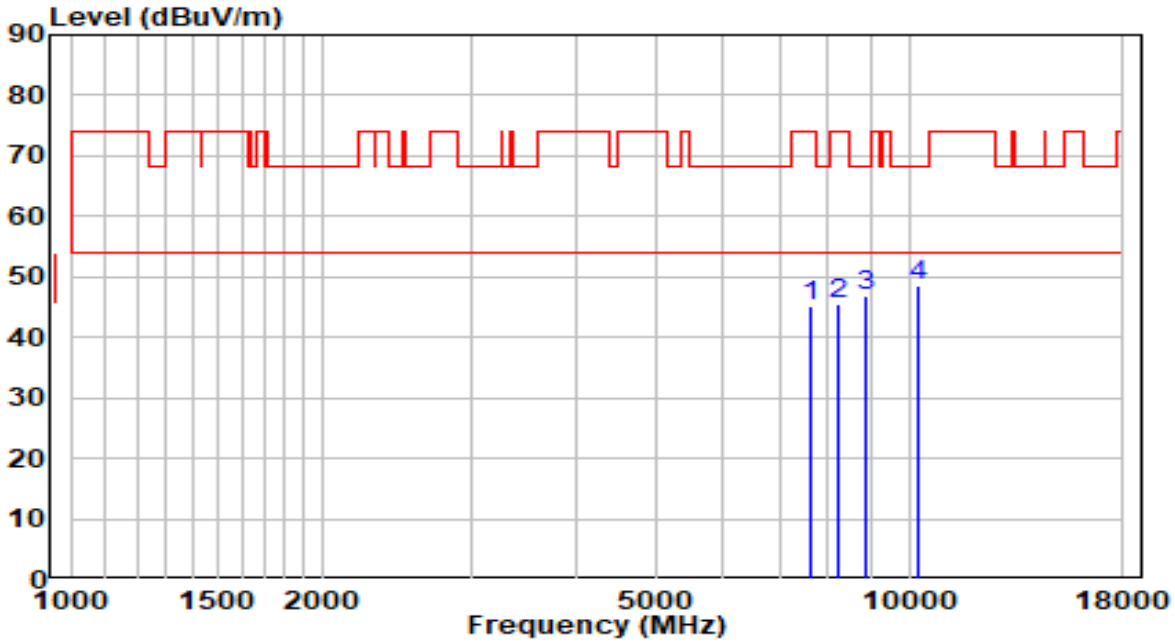

No		Frequency (MHz)	Reading (dBμV)	C.F (dB/m)	Measurement (dBμV/m)	Margin (dB)	Limit (dBμV/m)	Remark (QP/PK/AV)
1		7630.000	32.09	13.12	45.21	-28.79	74.00	Peak
2		8233.500	31.88	13.54	45.42	-28.58	74.00	Peak
3		8854.000	32.26	14.52	46.78	-21.42	68.20	Peak
4	*	10273.500	30.81	17.66	48.47	-19.73	68.20	Peak

Note:

1. " *", means this data is the worst emission level.
2. C.F (Correction Factor) = Antenna Factor (dB/m) + Cable Loss (dB)– Preamplifier(dB).
3. Measurement(dBμV/m) = Reading(dBμV) + C.F (Correction Factor).

EUT	AXE5400 Whole Home Mesh Wi-Fi 6E System	Date of Test	2021-12-06
Factor	BBHA 9120D (1GHz~18GHz)_2021	Temp. / Humidity	26.4°C/43.8%
Polarity	Vertical	Site / Test Engineer	AC1 / Jay
Test Mode	Transmit by 802.11a at Channel 5745MHz	Test Voltage	120V/60Hz

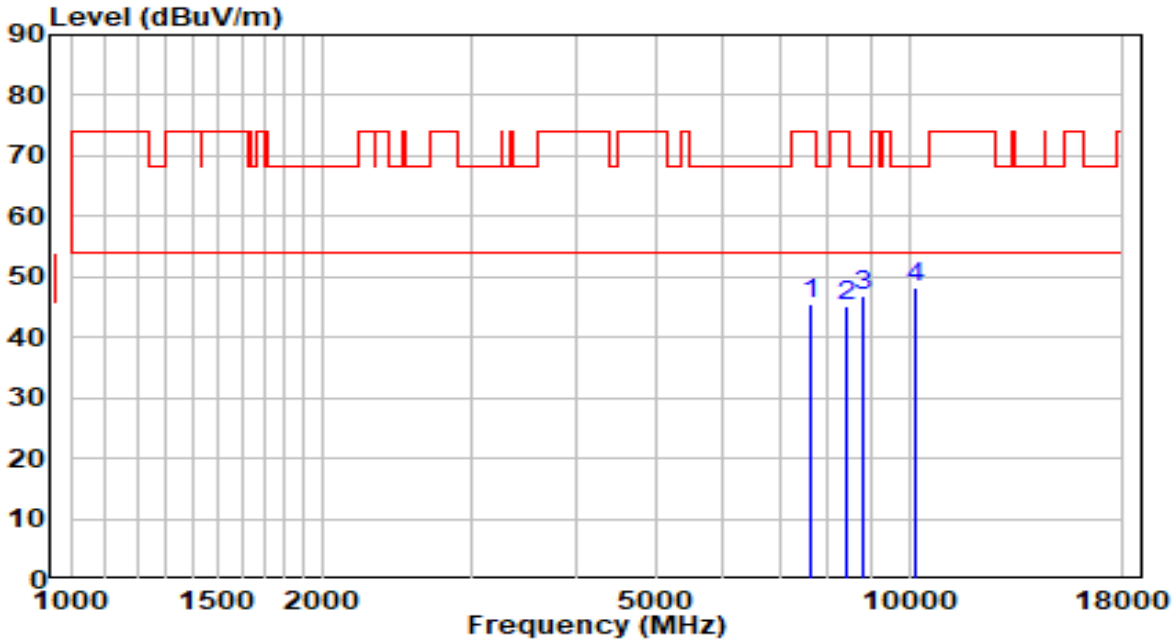

No		Frequency (MHz)	Reading (dBμV)	C.F (dB/m)	Measurement (dBμV/m)	Margin (dB)	Limit (dBμV/m)	Remark (QP/PK/AV)
1		7655.500	32.35	13.14	45.50	-28.50	74.00	Peak
2		8403.500	31.61	13.61	45.22	-28.78	74.00	Peak
3		8786.000	32.40	14.36	46.76	-21.44	68.20	Peak
4	*	10154.500	31.07	17.18	48.25	-19.95	68.20	Peak

Note:

1. " *", means this data is the worst emission level.
2. C.F (Correction Factor) = Antenna Factor (dB/m) + Cable Loss (dB)– Preamplifier(dB).
3. Measurement(dBμV/m) = Reading(dBμV) + C.F (Correction Factor).

EUT	AXE5400 Whole Home Mesh Wi-Fi 6E System	Date of Test	2021-12-06
Factor	BBHA 9120D (1GHz~18GHz)_2021	Temp. / Humidity	26.4°C/43.8%
Polarity	Horizontal	Site / Test Engineer	AC1 / Jay
Test Mode	Transmit by 802.11a at Channel 5785MHz	Test Voltage	120V/60Hz

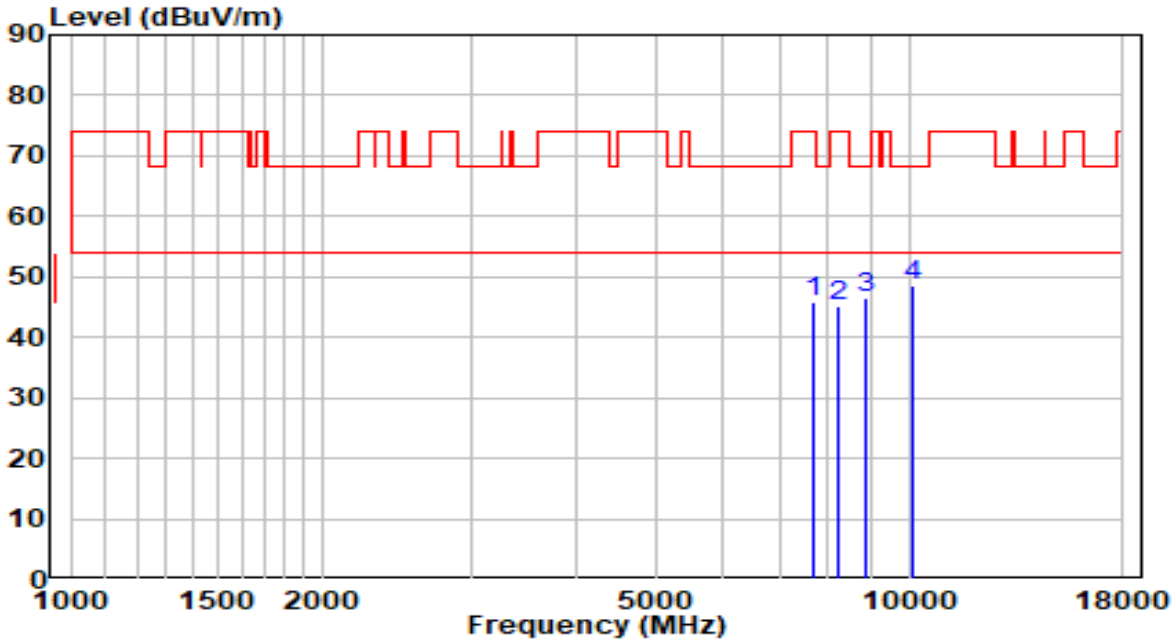

No		Frequency (MHz)	Reading (dBμV)	C.F (dB/m)	Measurement (dBμV/m)	Margin (dB)	Limit (dBμV/m)	Remark (QP/PK/AV)
1		7715.000	32.61	13.19	45.80	-28.20	74.00	Peak
2		8250.500	31.62	13.54	45.16	-28.84	74.00	Peak
3		8905.000	32.04	14.65	46.69	-21.51	68.20	Peak
4	*	10129.000	31.46	17.08	48.54	-19.66	68.20	Peak

Note:

1. " *", means this data is the worst emission level.
2. C.F (Correction Factor) = Antenna Factor (dB/m) + Cable Loss (dB)– Preamplifier(dB).
3. Measurement(dBμV/m) = Reading(dBμV) + C.F (Correction Factor).

EUT	AXE5400 Whole Home Mesh Wi-Fi 6E System	Date of Test	2021-12-06
Factor	BBHA 9120D (1GHz~18GHz)_2021	Temp. / Humidity	26.4°C/43.8%
Polarity	Vertical	Site / Test Engineer	AC1 / Jay
Test Mode	Transmit by 802.11a at Channel 5785MHz	Test Voltage	120V/60Hz

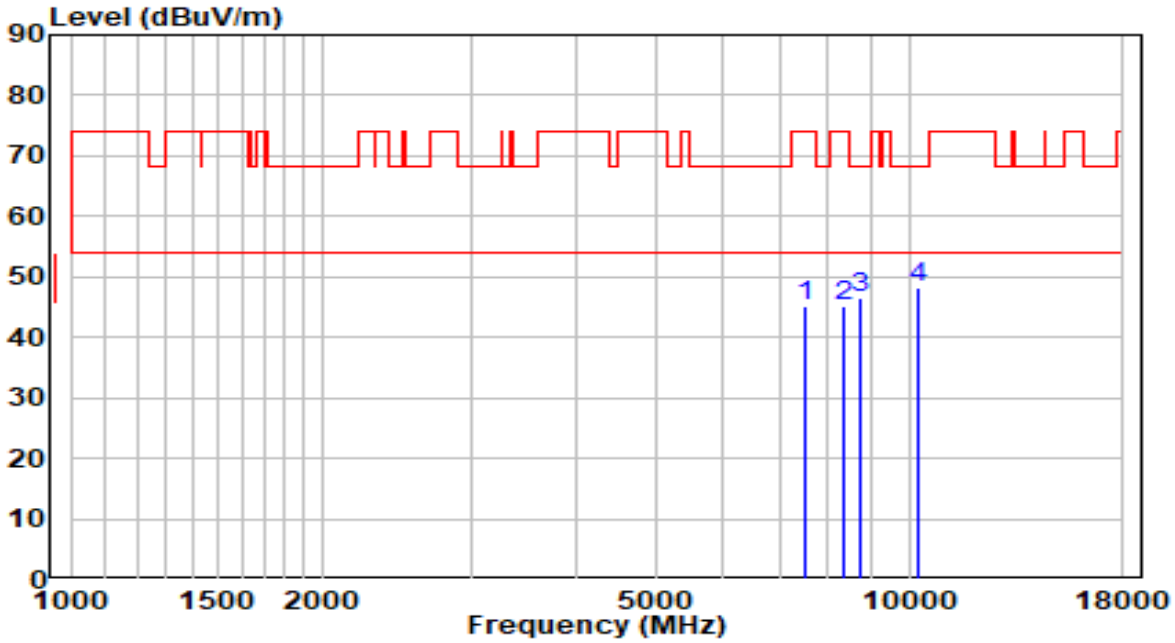

No		Frequency (MHz)	Reading (dBμV)	C.F (dB/m)	Measurement (dBμV/m)	Margin (dB)	Limit (dBμV/m)	Remark (QP/PK/AV)
1		7511.000	32.30	13.02	45.33	-28.67	74.00	Peak
2		8344.000	31.70	13.58	45.29	-28.71	74.00	Peak
3		8760.500	32.24	14.29	46.53	-21.67	68.20	Peak
4	*	10222.500	30.76	17.45	48.21	-19.99	68.20	Peak

Note:

1. " *", means this data is the worst emission level.
2. C.F (Correction Factor) = Antenna Factor (dB/m) + Cable Loss (dB)– Preamplifier(dB).
3. Measurement(dBμV/m) = Reading(dBμV) + C.F (Correction Factor).

EUT	AXE5400 Whole Home Mesh Wi-Fi 6E System	Date of Test	2021-12-06
Factor	BBHA 9120D (1GHz~18GHz)_2021	Temp. / Humidity	26.4°C/43.8%
Polarity	Horizontal	Site / Test Engineer	AC1 / Jay
Test Mode	Transmit by 802.11a at Channel 5825MHz	Test Voltage	120V/60Hz

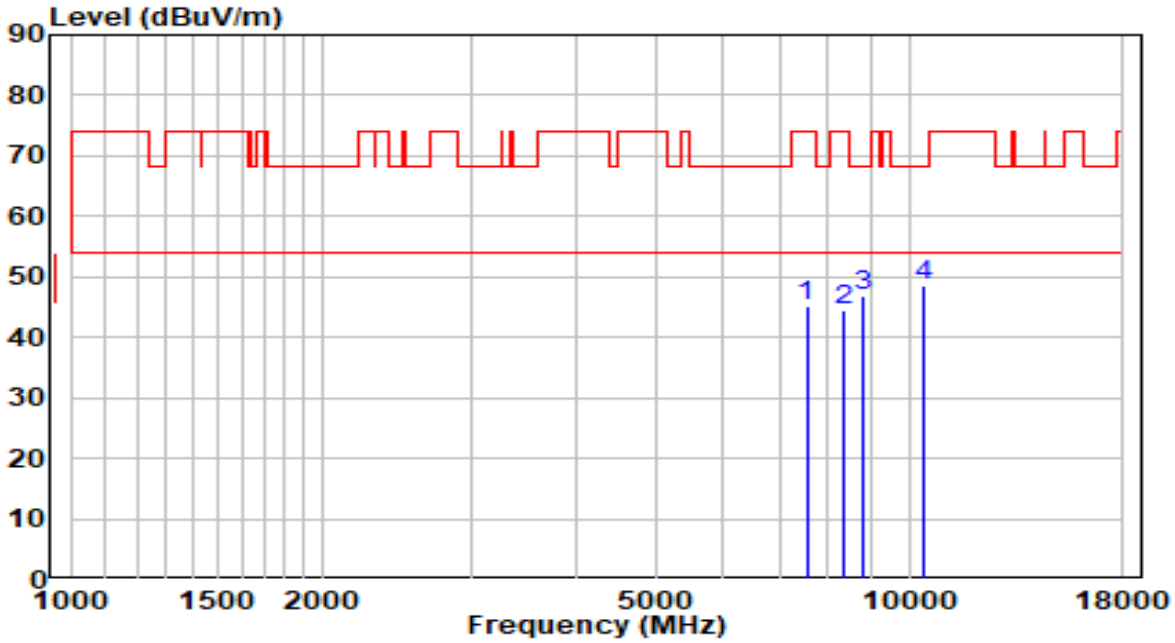

No		Frequency (MHz)	Reading (dBμV)	C.F (dB/m)	Measurement (dBμV/m)	Margin (dB)	Limit (dBμV/m)	Remark (QP/PK/AV)
1		7545.000	32.18	13.05	45.23	-28.77	74.00	Peak
2		8335.500	30.84	13.58	44.42	-29.58	74.00	Peak
3		8786.000	32.50	14.36	46.86	-21.34	68.20	Peak
4	*	10418.000	30.46	18.24	48.70	-19.50	68.20	Peak

Note:

1. " *", means this data is the worst emission level.
2. C.F (Correction Factor) = Antenna Factor (dB/m) + Cable Loss (dB)– Preamplifier(dB).
3. Measurement(dBμV/m) = Reading(dBμV) + C.F (Correction Factor).

EUT	AXE5400 Whole Home Mesh Wi-Fi 6E System	Date of Test	2021-12-06
Factor	BBHA 9120D (1GHz~18GHz)_2021	Temp. / Humidity	26.4°C/43.8%
Polarity	Vertical	Site / Test Engineer	AC1 / Jay
Test Mode	Transmit by 802.11a at Channel 5825MHz	Test Voltage	120V/60Hz

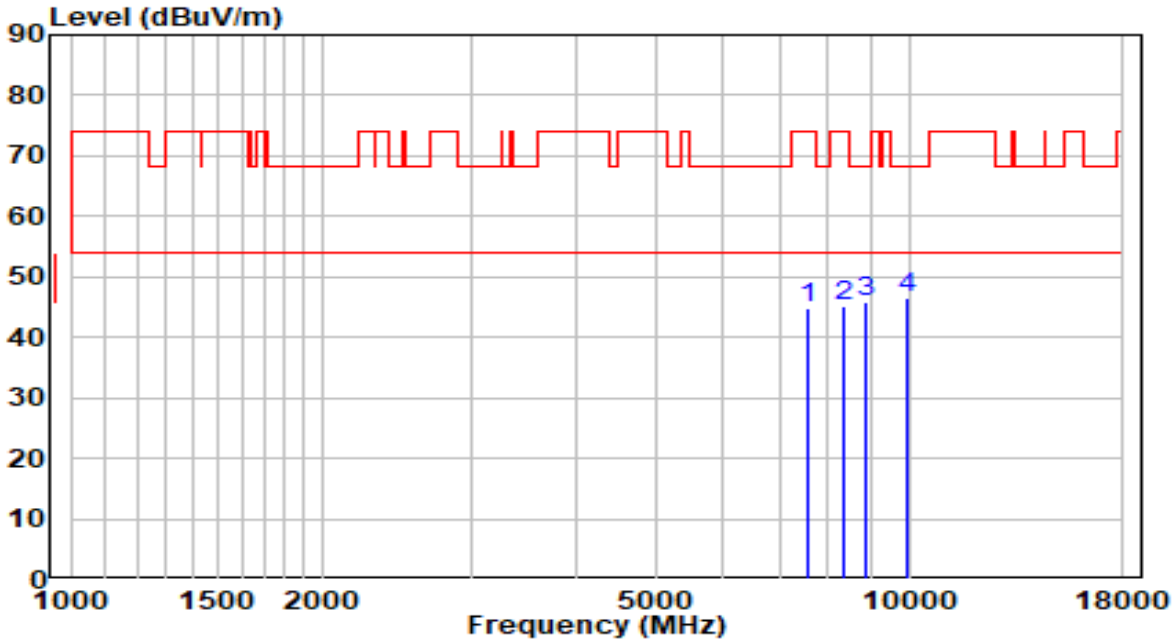

No		Frequency (MHz)	Reading (dBμV)	C.F (dB/m)	Measurement (dBμV/m)	Margin (dB)	Limit (dBμV/m)	Remark (QP/PK/AV)
1		7562.000	31.72	13.07	44.78	-29.22	74.00	Peak
2		8335.500	31.45	13.58	45.04	-28.96	74.00	Peak
3		8905.000	31.16	14.65	45.81	-22.39	68.20	Peak
4	*	9916.500	30.14	16.42	46.56	-21.64	68.20	Peak

Note:

1. " *", means this data is the worst emission level.
2. C.F (Correction Factor) = Antenna Factor (dB/m) + Cable Loss (dB)– Preamplifier(dB).
3. Measurement(dBμV/m) = Reading(dBμV) + C.F (Correction Factor).

EUT	AXE5400 Whole Home Mesh Wi-Fi 6E System	Date of Test	2021-12-06
Factor	BBHA 9120D (1GHz~18GHz)_2021	Temp. / Humidity	26.4°C/43.8%
Polarity	Horizontal	Site / Test Engineer	AC1 / Jay
Test Mode	Transmit by 802.11ac-VHT20 at Channel 5180MHz	Test Voltage	120V/60Hz

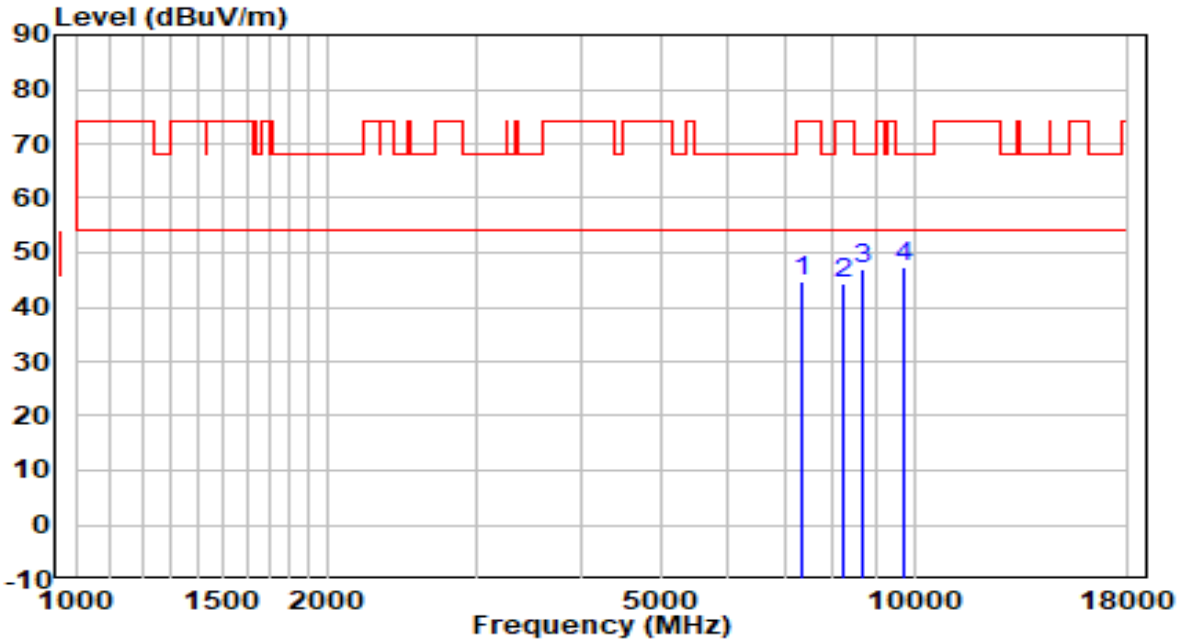

No		Frequency (MHz)	Reading (dBμV)	C.F (dB/m)	Measurement (dBμV/m)	Margin (dB)	Limit (dBμV/m)	Remark (QP/PK/AV)
1		7366.500	32.28	12.42	44.70	-29.30	74.00	Peak
2		8225.000	30.89	13.53	44.42	-29.58	74.00	Peak
3		8658.500	33.08	14.04	47.12	-21.08	68.20	Peak
4	*	9738.000	31.19	16.12	47.31	-20.89	68.20	Peak

Note:

1. " *", means this data is the worst emission level.
2. C.F (Correction Factor) = Antenna Factor (dB/m) + Cable Loss (dB)– Preamplifier(dB).
3. Measurement(dBμV/m) = Reading(dBμV) + C.F (Correction Factor).

EUT	AXE5400 Whole Home Mesh Wi-Fi 6E System	Date of Test	2021-12-06
Factor	BBHA 9120D (1GHz~18GHz)_2021	Temp. / Humidity	26.4°C/43.8%
Polarity	Vertical	Site / Test Engineer	AC1 / Jay
Test Mode	Transmit by 802.11ac-VHT20 at Channel 5180MHz	Test Voltage	120V/60Hz

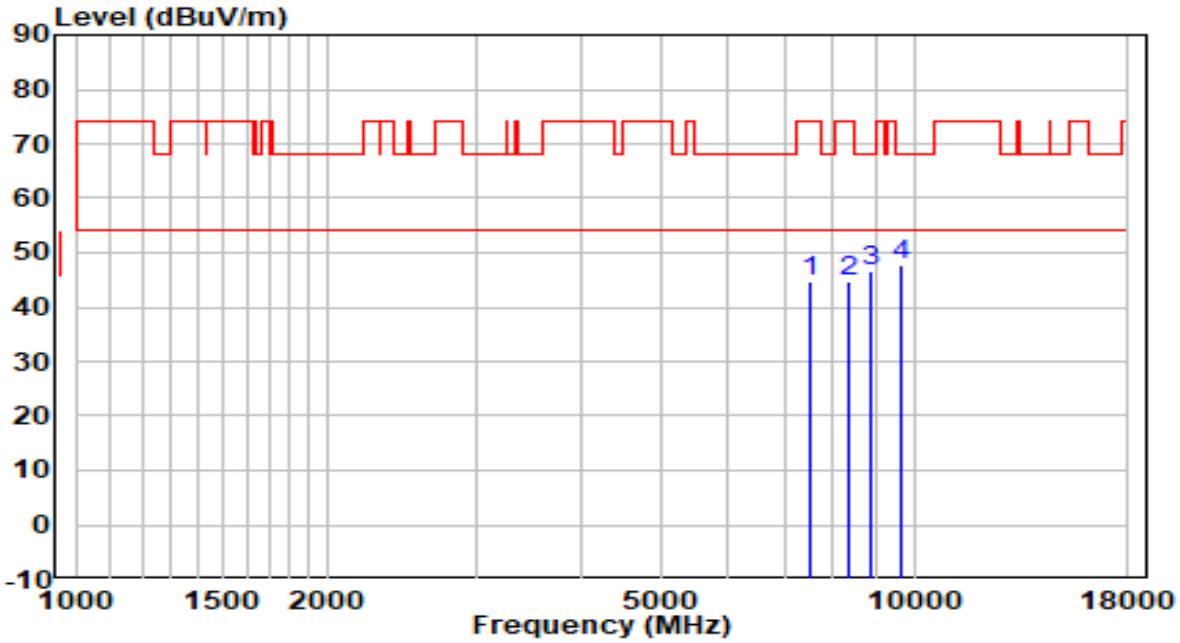

No		Frequency (MHz)	Reading (dBμV)	C.F (dB/m)	Measurement (dBμV/m)	Margin (dB)	Limit (dBμV/m)	Remark (QP/PK/AV)
1		7502.500	31.51	13.02	44.53	-29.47	74.00	Peak
2		8386.500	30.99	13.60	44.60	-29.40	74.00	Peak
3		8854.000	31.93	14.52	46.45	-21.75	68.20	Peak
4	*	9627.500	31.66	15.93	47.60	-20.60	68.20	Peak

Note:

1. " *", means this data is the worst emission level.
2. C.F (Correction Factor) = Antenna Factor (dB/m) + Cable Loss (dB)– Preamplifier(dB).
3. Measurement(dBμV/m) = Reading(dBμV) + C.F (Correction Factor).

EUT	AXE5400 Whole Home Mesh Wi-Fi 6E System	Date of Test	2021-12-06
Factor	BBHA 9120D (1GHz~18GHz)_2021	Temp. / Humidity	26.4°C/43.8%
Polarity	Horizontal	Site / Test Engineer	AC1 / Jay
Test Mode	Transmit by 802.11ac-VHT20 at Channel 5220MHz	Test Voltage	120V/60Hz

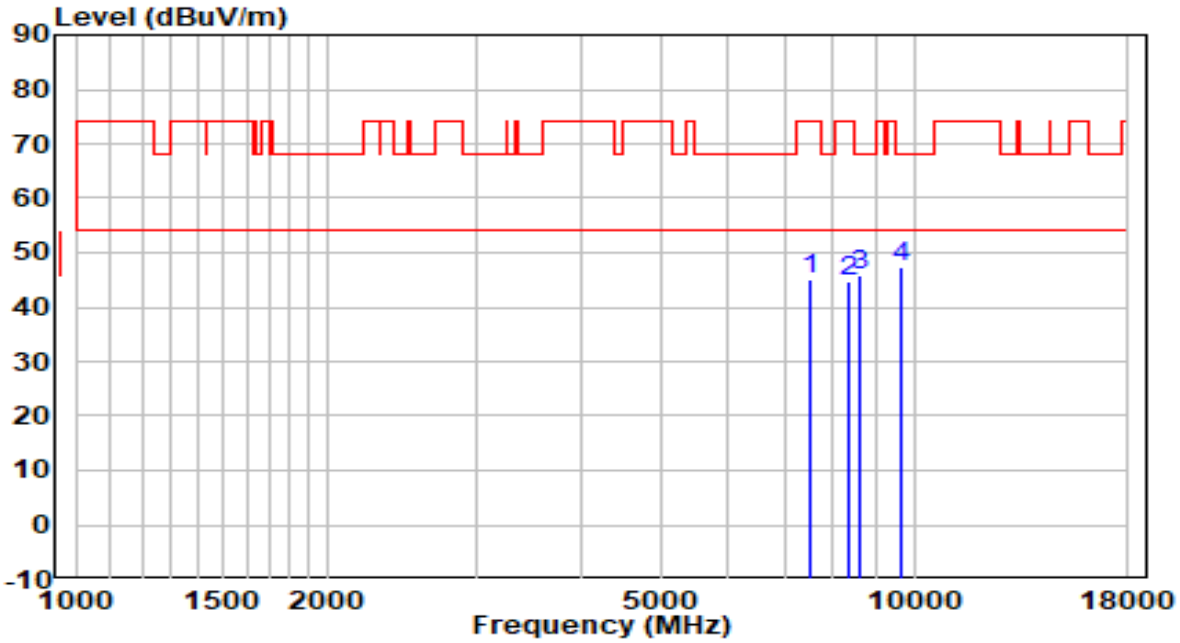

No		Frequency (MHz)	Reading (dBμV)	C.F (dB/m)	Measurement (dBμV/m)	Margin (dB)	Limit (dBμV/m)	Remark (QP/PK/AV)
1		7511.000	32.16	13.02	45.19	-28.81	74.00	Peak
2		8369.500	30.94	13.60	44.53	-29.47	74.00	Peak
3		8616.000	32.03	13.94	45.97	-22.23	68.20	Peak
4	*	9636.000	31.31	15.95	47.26	-20.94	68.20	Peak

Note:

1. " *", means this data is the worst emission level.
2. C.F (Correction Factor) = Antenna Factor (dB/m) + Cable Loss (dB)– Preamplifier(dB).
3. Measurement(dBμV/m) = Reading(dBμV) + C.F (Correction Factor).

EUT	AXE5400 Whole Home Mesh Wi-Fi 6E System	Date of Test	2021-12-06
Factor	BBHA 9120D (1GHz~18GHz)_2021	Temp. / Humidity	26.4°C/43.8%
Polarity	Vertical	Site / Test Engineer	AC1 / Jay
Test Mode	Transmit by 802.11ac-VHT20 at Channel 5220MHz	Test Voltage	120V/60Hz

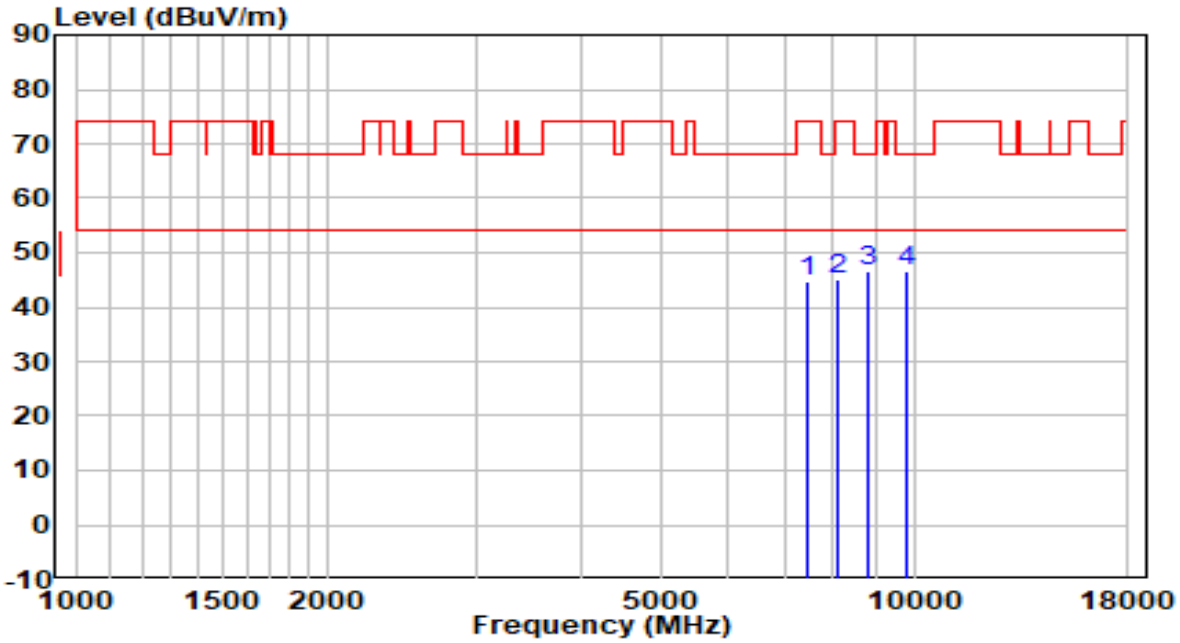

No		Frequency (MHz)	Reading (dBμV)	C.F (dB/m)	Measurement (dBμV/m)	Margin (dB)	Limit (dBμV/m)	Remark (QP/PK/AV)
1		7434.500	31.82	12.72	44.55	-29.45	74.00	Peak
2		8131.500	31.60	13.49	45.09	-28.91	74.00	Peak
3	*	8811.500	32.12	14.42	46.54	-21.66	68.20	Peak
4		9789.000	30.27	16.21	46.48	-21.72	68.20	Peak

Note:

1. " *", means this data is the worst emission level.
2. C.F (Correction Factor) = Antenna Factor (dB/m) + Cable Loss (dB)– Preamplifier(dB).
3. Measurement(dBμV/m) = Reading(dBμV) + C.F (Correction Factor).

EUT	AXE5400 Whole Home Mesh Wi-Fi 6E System	Date of Test	2021-12-06
Factor	BBHA 9120D (1GHz~18GHz)_2021	Temp. / Humidity	26.4°C/43.8%
Polarity	Horizontal	Site / Test Engineer	AC1 / Jay
Test Mode	Transmit by 802.11ac-VHT20 at Channel 5240MHz	Test Voltage	120V/60Hz

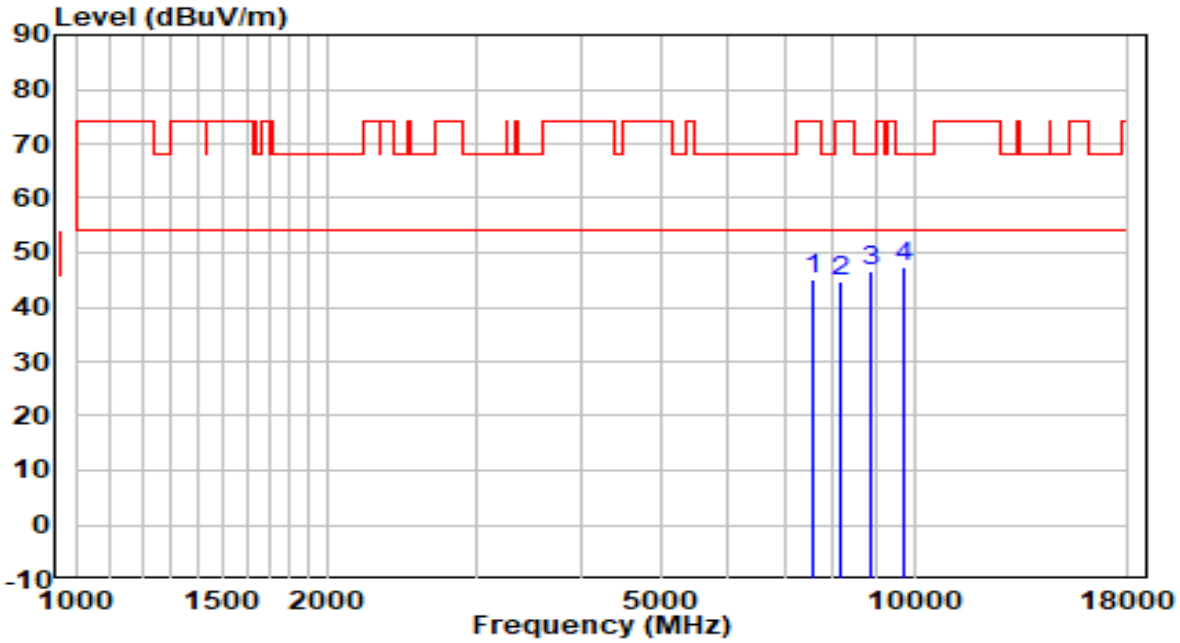

No		Frequency (MHz)	Reading (dBμV)	C.F (dB/m)	Measurement (dBμV/m)	Margin (dB)	Limit (dBμV/m)	Remark (QP/PK/AV)
1		7553.500	31.91	13.06	44.97	-29.03	74.00	Peak
2		8191.000	31.17	13.52	44.69	-29.31	74.00	Peak
3		8871.000	32.00	14.56	46.56	-21.64	68.20	Peak
4	*	9729.500	31.28	16.11	47.38	-20.82	68.20	Peak

Note:

1. " *", means this data is the worst emission level.
2. C.F (Correction Factor) = Antenna Factor (dB/m) + Cable Loss (dB)– Preamplifier(dB).
3. Measurement(dBμV/m) = Reading(dBμV) + C.F (Correction Factor).

EUT	AXE5400 Whole Home Mesh Wi-Fi 6E System	Date of Test	2021-12-06
Factor	BBHA 9120D (1GHz~18GHz)_2021	Temp. / Humidity	26.4°C/43.8%
Polarity	Vertical	Site / Test Engineer	AC1 / Jay
Test Mode	Transmit by 802.11ac-VHT20 at Channel 5240MHz	Test Voltage	120V/60Hz

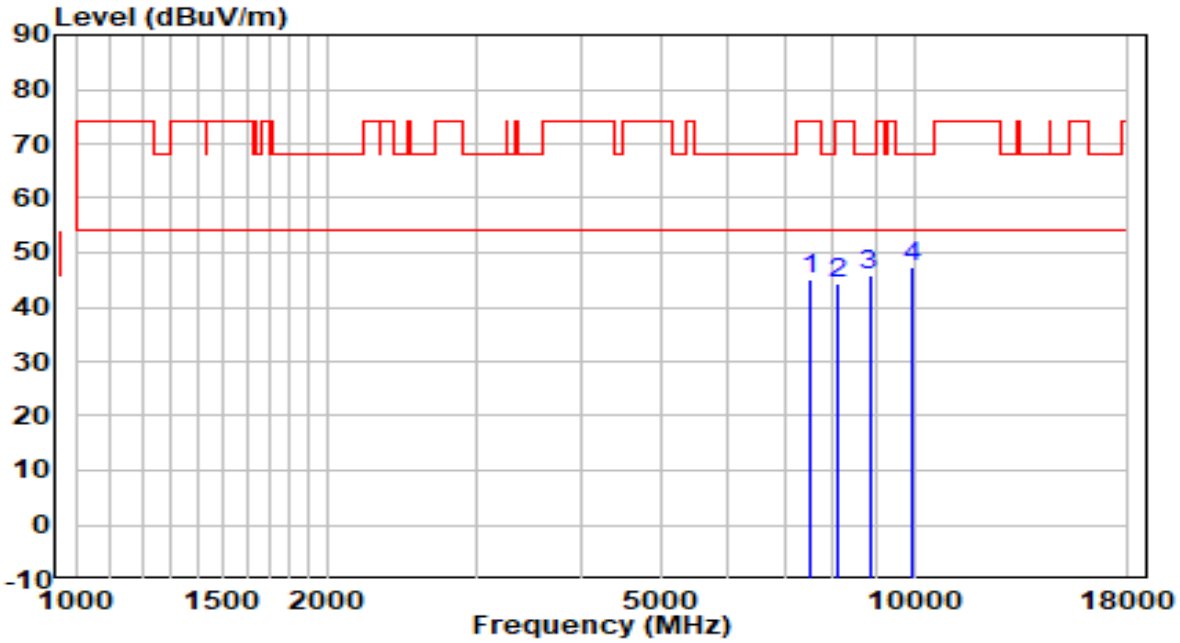

No		Frequency (MHz)	Reading (dBμV)	C.F (dB/m)	Measurement (dBμV/m)	Margin (dB)	Limit (dBμV/m)	Remark (QP/PK/AV)
1		7511.000	32.17	13.02	45.19	-28.81	74.00	Peak
2		8123.000	30.93	13.49	44.42	-29.58	74.00	Peak
3		8845.500	31.27	14.50	45.77	-22.43	68.20	Peak
4	*	9925.000	31.07	16.43	47.50	-20.70	68.20	Peak

Note:

1. " *", means this data is the worst emission level.
2. C.F (Correction Factor) = Antenna Factor (dB/m) + Cable Loss (dB)– Preamplifier(dB).
3. Measurement(dBμV/m) = Reading(dBμV) + C.F (Correction Factor).

EUT	AXE5400 Whole Home Mesh Wi-Fi 6E System	Date of Test	2021-12-06
Factor	BBHA 9120D (1GHz~18GHz)_2021	Temp. / Humidity	26.4°C/43.8%
Polarity	Horizontal	Site / Test Engineer	AC1 / Jay
Test Mode	Transmit by 802.11ac-VHT20 at Channel 5745MHz	Test Voltage	120V/60Hz

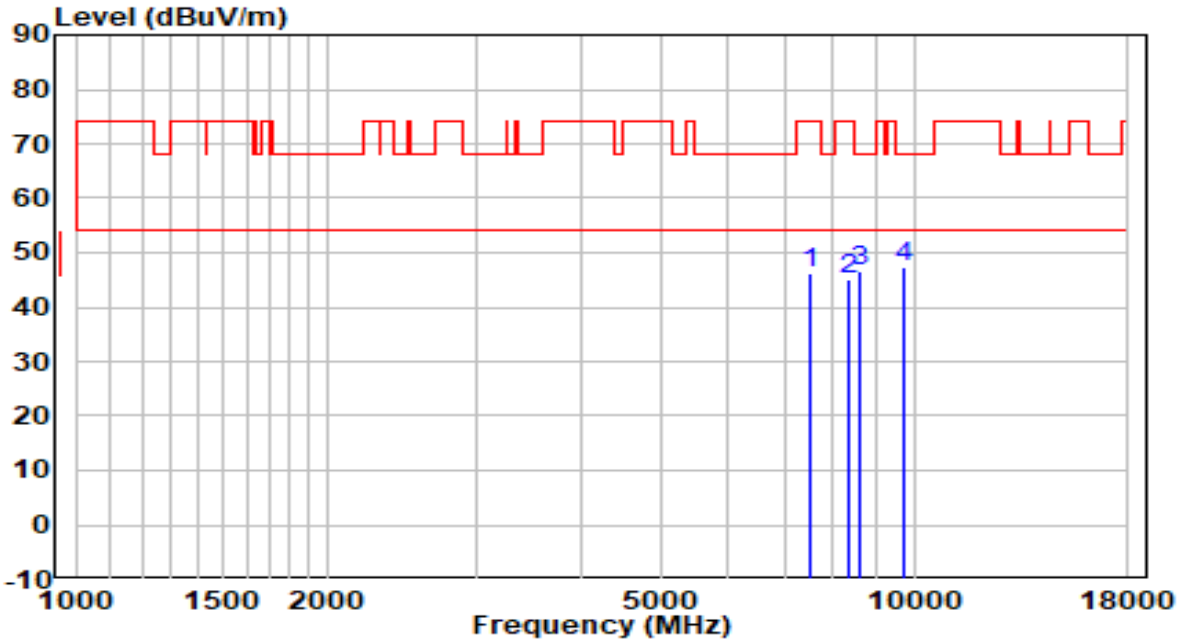

No		Frequency (MHz)	Reading (dBμV)	C.F (dB/m)	Measurement (dBμV/m)	Margin (dB)	Limit (dBμV/m)	Remark (QP/PK/AV)
1		7502.500	33.30	13.02	46.31	-27.69	74.00	Peak
2		8369.500	31.61	13.60	45.21	-28.79	74.00	Peak
3		8590.500	32.76	13.88	46.64	-21.56	68.20	Peak
4	*	9746.500	31.04	16.13	47.17	-21.03	68.20	Peak

Note:

1. " *", means this data is the worst emission level.
2. C.F (Correction Factor) = Antenna Factor (dB/m) + Cable Loss (dB)– Preamplifier(dB).
3. Measurement(dBμV/m) = Reading(dBμV) + C.F (Correction Factor).

EUT	AXE5400 Whole Home Mesh Wi-Fi 6E System	Date of Test	2021-12-06
Factor	BBHA 9120D (1GHz~18GHz)_2021	Temp. / Humidity	26.4°C/43.8%
Polarity	Vertical	Site / Test Engineer	AC1 / Jay
Test Mode	Transmit by 802.11ac-VHT20 at Channel 5745MHz	Test Voltage	120V/60Hz

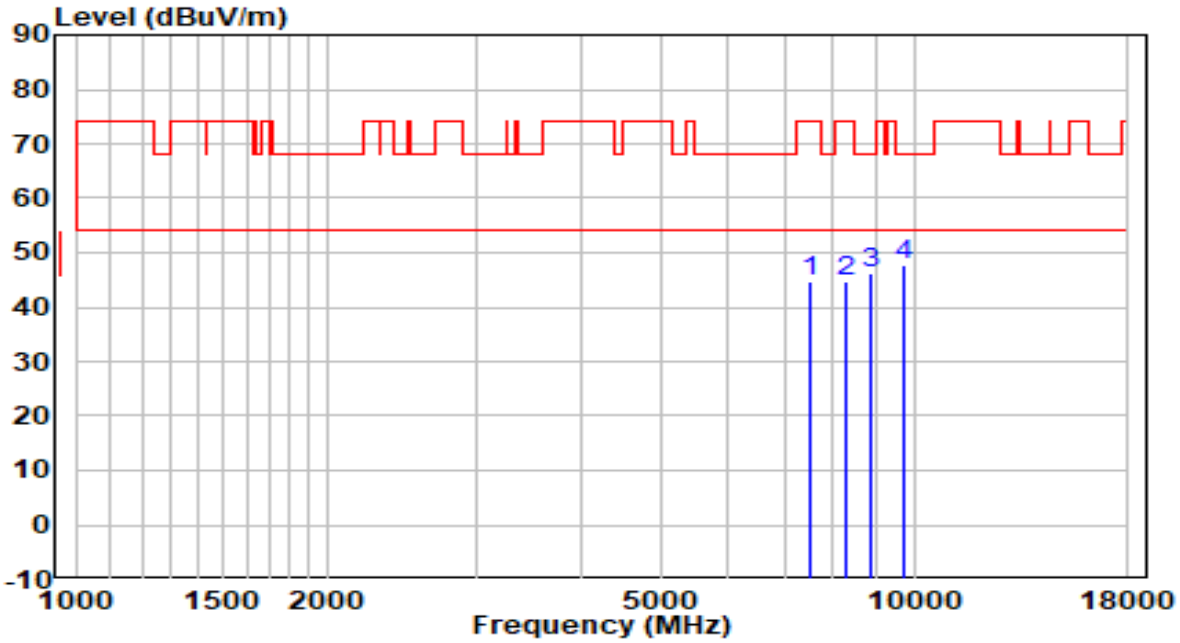

No		Frequency (MHz)	Reading (dBμV)	C.F (dB/m)	Measurement (dBμV/m)	Margin (dB)	Limit (dBμV/m)	Remark (QP/PK/AV)
1		7511.000	31.81	13.02	44.83	-29.17	74.00	Peak
2		8267.500	30.99	13.55	44.54	-29.46	74.00	Peak
3		8879.500	31.79	14.58	46.38	-21.82	68.20	Peak
4	*	9755.000	31.57	16.15	47.71	-20.49	68.20	Peak

Note:

1. " *", means this data is the worst emission level.
2. C.F (Correction Factor) = Antenna Factor (dB/m) + Cable Loss (dB)– Preamplifier(dB).
3. Measurement(dBμV/m) = Reading(dBμV) + C.F (Correction Factor).

EUT	AXE5400 Whole Home Mesh Wi-Fi 6E System	Date of Test	2021-12-06
Factor	BBHA 9120D (1GHz~18GHz)_2021	Temp. / Humidity	26.4°C/43.8%
Polarity	Horizontal	Site / Test Engineer	AC1 / Jay
Test Mode	Transmit by 802.11ac-VHT20 at Channel 5785MHz	Test Voltage	120V/60Hz

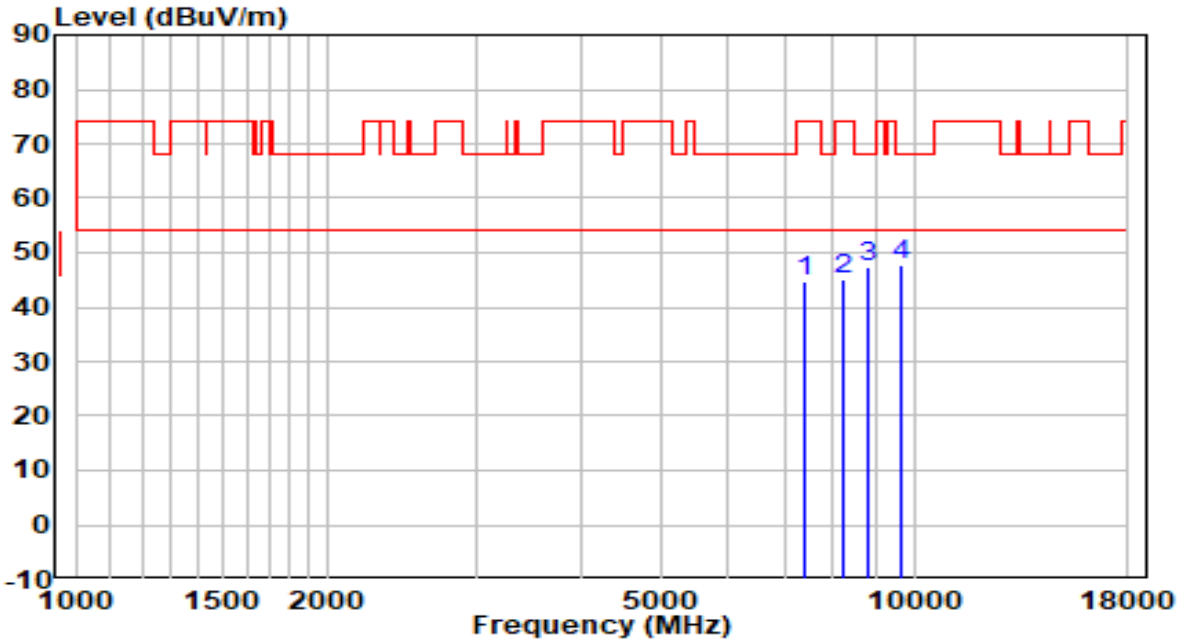

No		Frequency (MHz)	Reading (dBμV)	C.F (dB/m)	Measurement (dBμV/m)	Margin (dB)	Limit (dBμV/m)	Remark (QP/PK/AV)
1		7400.500	32.17	12.57	44.74	-29.26	74.00	Peak
2		8216.500	31.67	13.53	45.20	-28.80	74.00	Peak
3		8828.500	32.79	14.46	47.25	-20.95	68.20	Peak
4	*	9661.500	31.62	15.99	47.61	-20.59	68.20	Peak

Note:

1. " *", means this data is the worst emission level.
2. C.F (Correction Factor) = Antenna Factor (dB/m) + Cable Loss (dB)– Preamplifier(dB).
3. Measurement(dBμV/m) = Reading(dBμV) + C.F (Correction Factor).

EUT	AXE5400 Whole Home Mesh Wi-Fi 6E System	Date of Test	2021-12-06
Factor	BBHA 9120D (1GHz~18GHz)_2021	Temp. / Humidity	26.4°C/43.8%
Polarity	Vertical	Site / Test Engineer	AC1 / Jay
Test Mode	Transmit by 802.11ac-VHT20 at Channel 5785MHz	Test Voltage	120V/60Hz

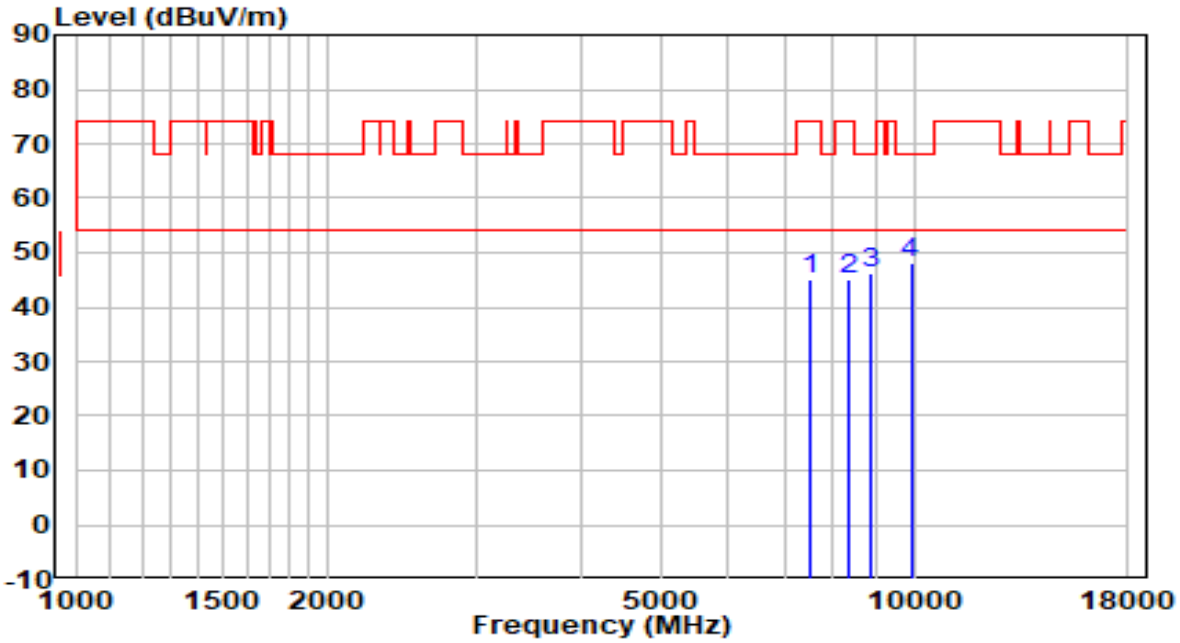

No		Frequency (MHz)	Reading (dBμV)	C.F (dB/m)	Measurement (dBμV/m)	Margin (dB)	Limit (dBμV/m)	Remark (QP/PK/AV)
1		7502.500	32.14	13.02	45.16	-28.84	74.00	Peak
2		8352.500	31.41	13.59	45.00	-29.00	74.00	Peak
3		8871.000	31.73	14.56	46.29	-21.91	68.20	Peak
4	*	9908.000	31.62	16.41	48.03	-20.17	68.20	Peak

Note:

1. " *", means this data is the worst emission level.
2. C.F (Correction Factor) = Antenna Factor (dB/m) + Cable Loss (dB)– Preamplifier(dB).
3. Measurement(dBμV/m) = Reading(dBμV) + C.F (Correction Factor).

EUT	AXE5400 Whole Home Mesh Wi-Fi 6E System	Date of Test	2021-12-06
Factor	BBHA 9120D (1GHz~18GHz)_2021	Temp. / Humidity	26.4°C/43.8%
Polarity	Horizontal	Site / Test Engineer	AC1 / Jay
Test Mode	Transmit by 802.11ac-VHT20 at Channel 5825MHz	Test Voltage	120V/60Hz

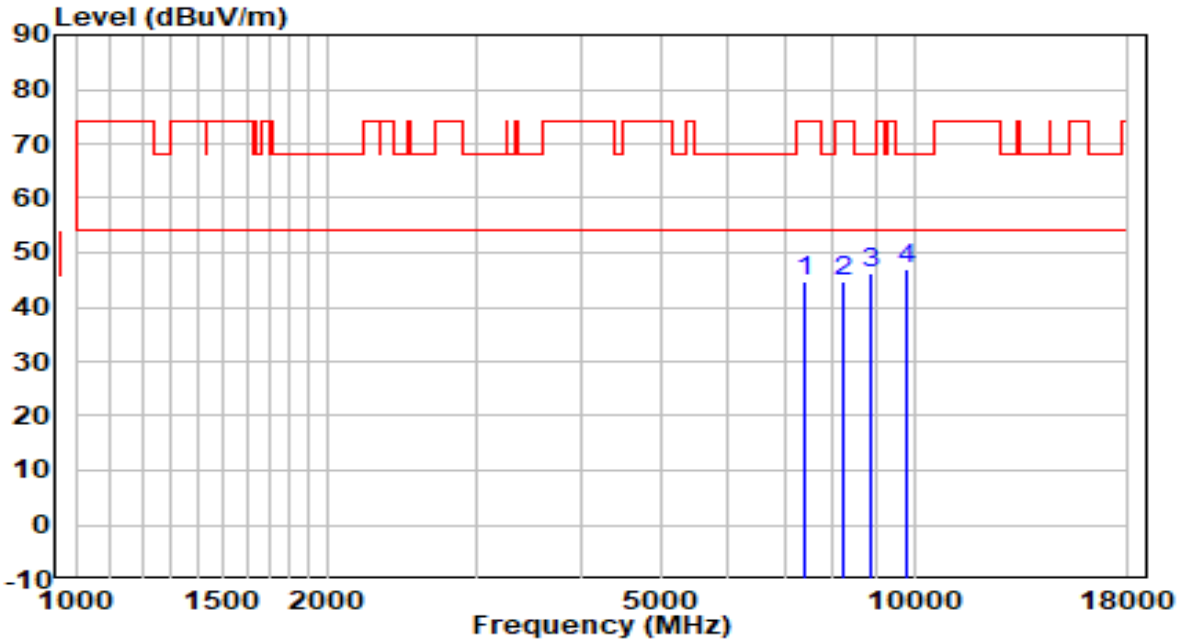

No		Frequency (MHz)	Reading (dBμV)	C.F (dB/m)	Measurement (dBμV/m)	Margin (dB)	Limit (dBμV/m)	Remark (QP/PK/AV)
1		7426.000	31.97	12.69	44.66	-29.34	74.00	Peak
2		8208.000	31.37	13.52	44.89	-29.11	74.00	Peak
3		8854.000	31.89	14.52	46.41	-21.79	68.20	Peak
4	*	9797.500	30.86	16.22	47.08	-21.12	68.20	Peak

Note:

1. " *", means this data is the worst emission level.
2. C.F (Correction Factor) = Antenna Factor (dB/m) + Cable Loss (dB)– Preamplifier(dB).
3. Measurement(dBμV/m) = Reading(dBμV) + C.F (Correction Factor).

EUT	AXE5400 Whole Home Mesh Wi-Fi 6E System	Date of Test	2021-12-06
Factor	BBHA 9120D (1GHz~18GHz)_2021	Temp. / Humidity	26.4°C/43.8%
Polarity	Vertical	Site / Test Engineer	AC1 / Jay
Test Mode	Transmit by 802.11ac-VHT20 at Channel 5825MHz	Test Voltage	120V/60Hz

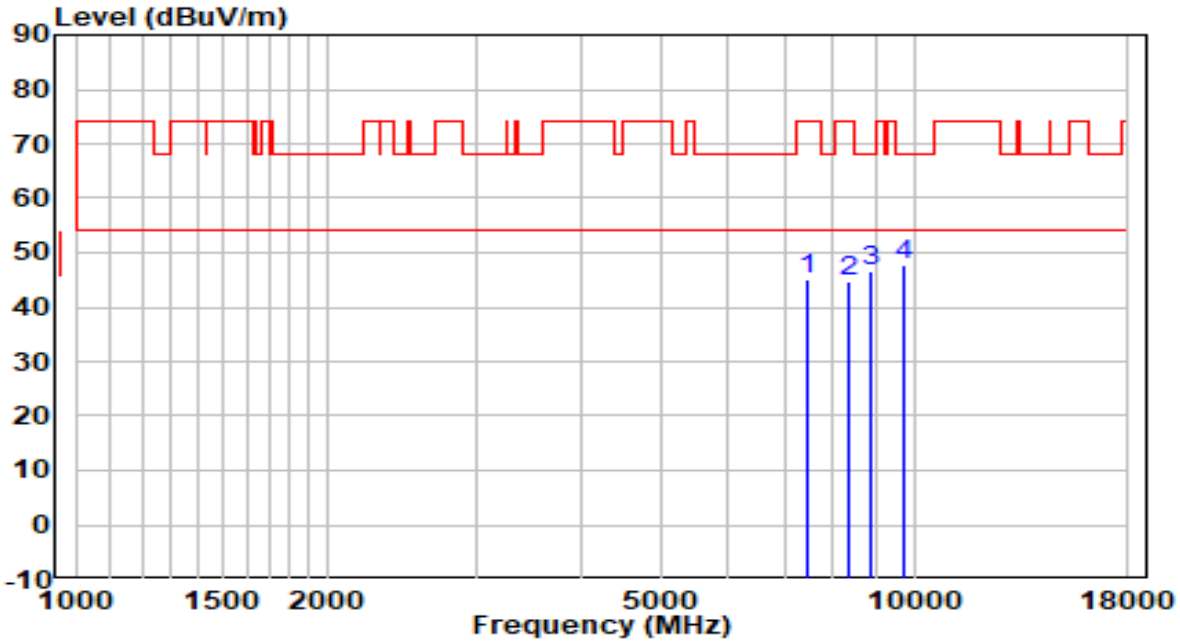

No		Frequency (MHz)	Reading (dBμV)	C.F (dB/m)	Measurement (dBμV/m)	Margin (dB)	Limit (dBμV/m)	Remark (QP/PK/AV)
1		7485.500	32.02	12.95	44.97	-29.03	74.00	Peak
2		8361.000	31.11	13.59	44.70	-29.30	74.00	Peak
3		8871.000	32.11	14.56	46.68	-21.52	68.20	Peak
4	*	9721.000	31.67	16.09	47.76	-20.44	68.20	Peak

Note:

1. " *", means this data is the worst emission level.
2. C.F (Correction Factor) = Antenna Factor (dB/m) + Cable Loss (dB)– Preamplifier(dB).
3. Measurement(dBμV/m) = Reading(dBμV) + C.F (Correction Factor).

EUT	AXE5400 Whole Home Mesh Wi-Fi 6E System	Date of Test	2021-12-06
Factor	BBHA 9120D (1GHz~18GHz)_2021	Temp. / Humidity	26.4°C/43.8%
Polarity	Horizontal	Site / Test Engineer	AC1 / Jay
Test Mode	Transmit by 802.11ac-VHT40 at Channel 5190MHz	Test Voltage	120V/60Hz

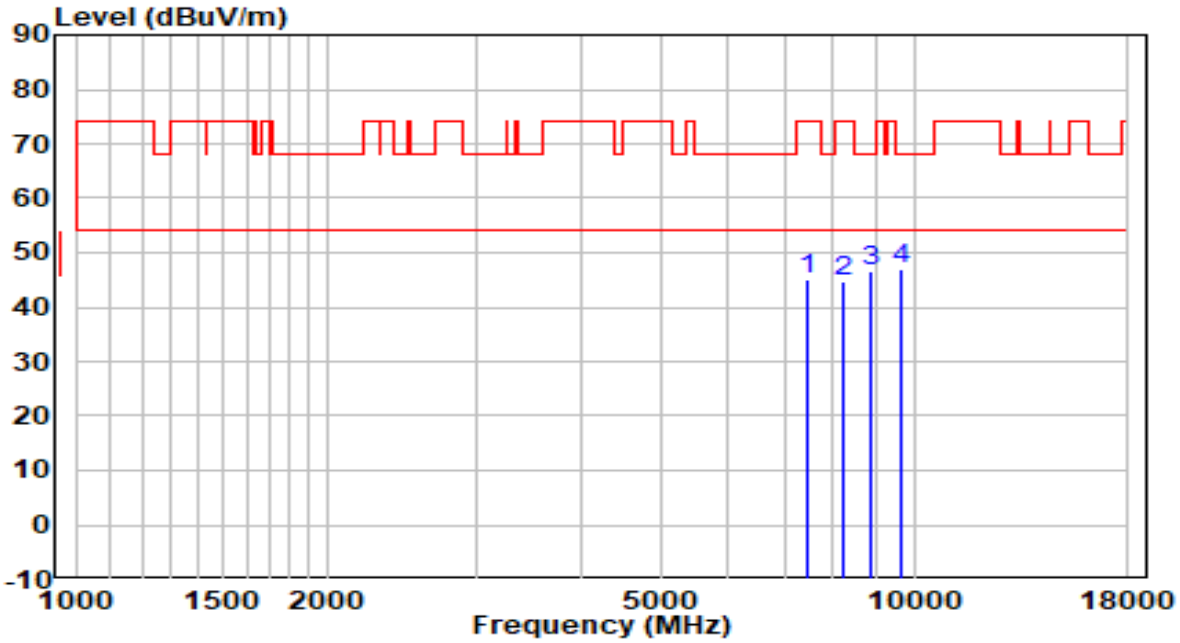

No		Frequency (MHz)	Reading (dBμV)	C.F (dB/m)	Measurement (dBμV/m)	Margin (dB)	Limit (dBμV/m)	Remark (QP/PK/AV)
1		7485.500	31.98	12.95	44.93	-29.07	74.00	Peak
2		8225.000	31.11	13.53	44.64	-29.36	74.00	Peak
3		8896.500	31.81	14.63	46.43	-21.77	68.20	Peak
4	*	9653.000	31.10	15.98	47.08	-21.12	68.20	Peak

Note:

1. " *", means this data is the worst emission level.
2. C.F (Correction Factor) = Antenna Factor (dB/m) + Cable Loss (dB)– Preamplifier(dB).
3. Measurement(dBμV/m) = Reading(dBμV) + C.F (Correction Factor).

EUT	AXE5400 Whole Home Mesh Wi-Fi 6E System	Date of Test	2021-12-06
Factor	BBHA 9120D (1GHz~18GHz)_2021	Temp. / Humidity	26.4°C/43.8%
Polarity	Vertical	Site / Test Engineer	AC1 / Jay
Test Mode	Transmit by 802.11ac-VHT40 at Channel 5190MHz	Test Voltage	120V/60Hz

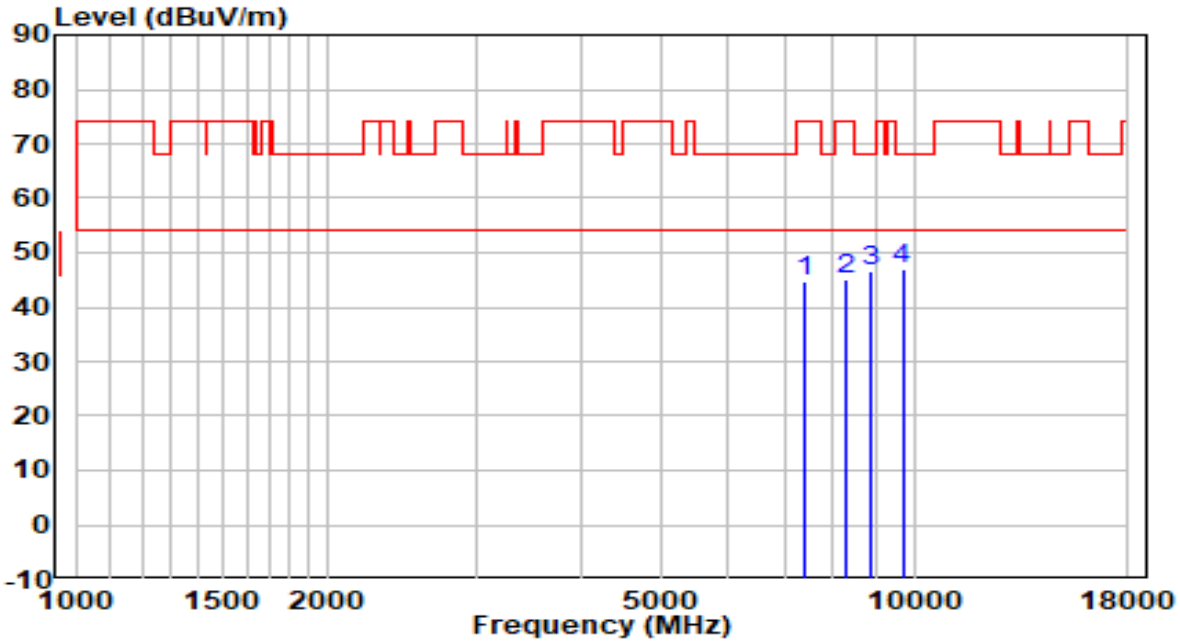

No		Frequency (MHz)	Reading (dBμV)	C.F (dB/m)	Measurement (dBμV/m)	Margin (dB)	Limit (dBμV/m)	Remark (QP/PK/AV)
1		7426.000	31.97	12.69	44.66	-29.34	74.00	Peak
2		8276.000	31.39	13.55	44.94	-29.06	74.00	Peak
3		8862.500	31.96	14.54	46.50	-21.70	68.20	Peak
4	*	9687.000	31.04	16.03	47.07	-21.13	68.20	Peak

Note:

1. " *", means this data is the worst emission level.
2. C.F (Correction Factor) = Antenna Factor (dB/m) + Cable Loss (dB)– Preamplifier(dB).
3. Measurement(dBμV/m) = Reading(dBμV) + C.F (Correction Factor).

EUT	AXE5400 Whole Home Mesh Wi-Fi 6E System	Date of Test	2021-12-06
Factor	BBHA 9120D (1GHz~18GHz)_2021	Temp. / Humidity	26.4°C/43.8%
Polarity	Horizontal	Site / Test Engineer	AC1 / Jay
Test Mode	Transmit by 802.11ac-VHT40 at Channel 5230MHz	Test Voltage	120V/60Hz

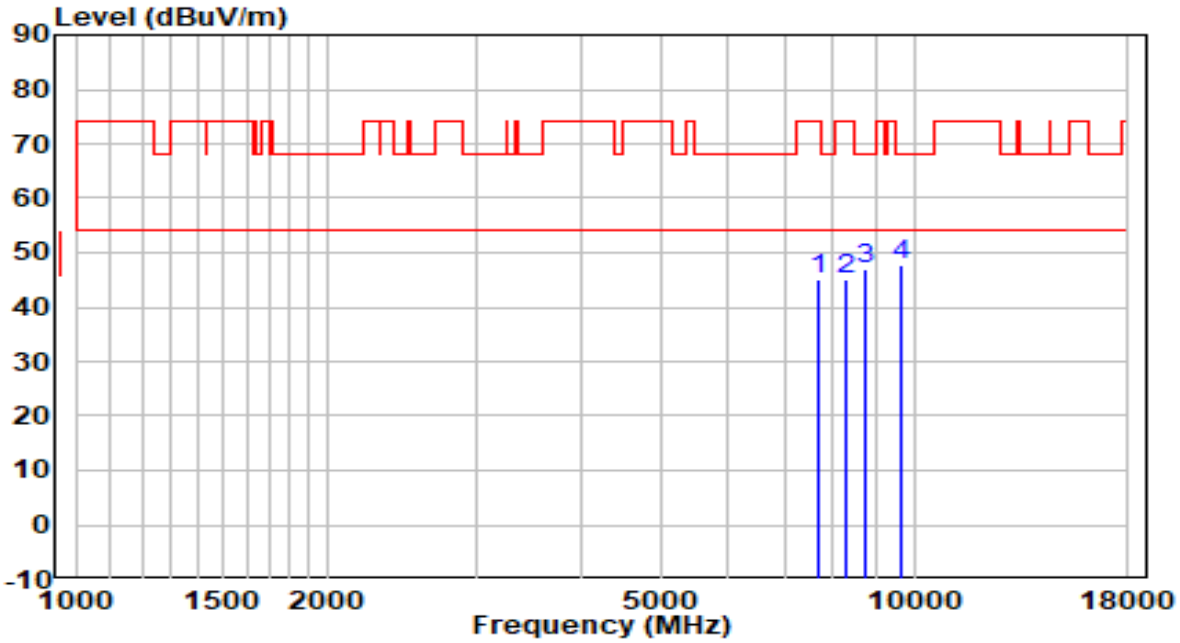

No		Frequency (MHz)	Reading (dBμV)	C.F (dB/m)	Measurement (dBμV/m)	Margin (dB)	Limit (dBμV/m)	Remark (QP/PK/AV)
1		7664.000	32.10	13.15	45.25	-28.75	74.00	Peak
2		8284.500	31.36	13.56	44.92	-29.08	74.00	Peak
3		8718.000	32.70	14.19	46.89	-21.31	68.20	Peak
4	*	9619.000	31.81	15.92	47.73	-20.47	68.20	Peak

Note:

1. " *", means this data is the worst emission level.
2. C.F (Correction Factor) = Antenna Factor (dB/m) + Cable Loss (dB)– Preamplifier(dB).
3. Measurement(dBμV/m) = Reading(dBμV) + C.F (Correction Factor).

EUT	AXE5400 Whole Home Mesh Wi-Fi 6E System	Date of Test	2021-12-06
Factor	BBHA 9120D (1GHz~18GHz)_2021	Temp. / Humidity	26.4°C/43.8%
Polarity	Vertical	Site / Test Engineer	AC1 / Jay
Test Mode	Transmit by 802.11ac-VHT40 at Channel 5230MHz	Test Voltage	120V/60Hz

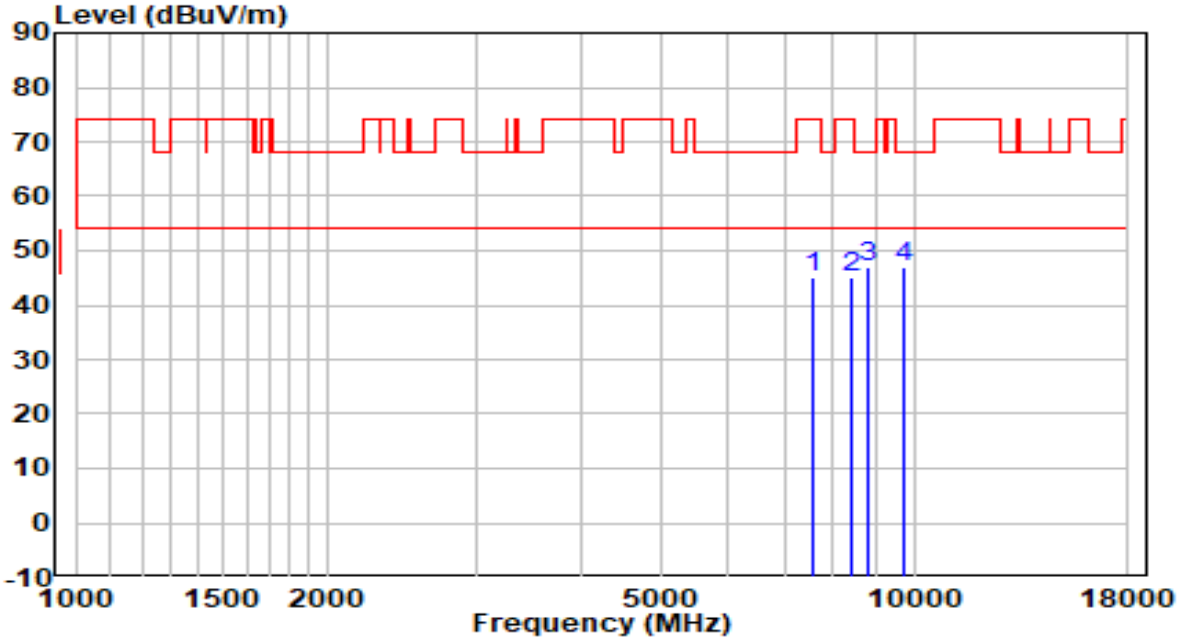

No		Frequency (MHz)	Reading (dBμV)	C.F (dB/m)	Measurement (dBμV/m)	Margin (dB)	Limit (dBμV/m)	Remark (QP/PK/AV)
1		7553.500	32.11	13.06	45.17	-28.83	74.00	Peak
2		8403.500	31.40	13.61	45.01	-28.99	74.00	Peak
3	*	8837.000	32.61	14.48	47.09	-21.11	68.20	Peak
4		9738.000	30.68	16.12	46.80	-21.40	68.20	Peak

Note:

1. " *", means this data is the worst emission level.
2. C.F (Correction Factor) = Antenna Factor (dB/m) + Cable Loss (dB)– Preamplifier(dB).
3. Measurement(dBμV/m) = Reading(dBμV) + C.F (Correction Factor).

EUT	AXE5400 Whole Home Mesh Wi-Fi 6E System	Date of Test	2021-12-06
Factor	BBHA 9120D (1GHz~18GHz)_2021	Temp. / Humidity	26.4°C/43.8%
Polarity	Horizontal	Site / Test Engineer	AC1 / Jay
Test Mode	Transmit by 802.11ac-VHT40 at Channel 5755MHz	Test Voltage	120V/60Hz

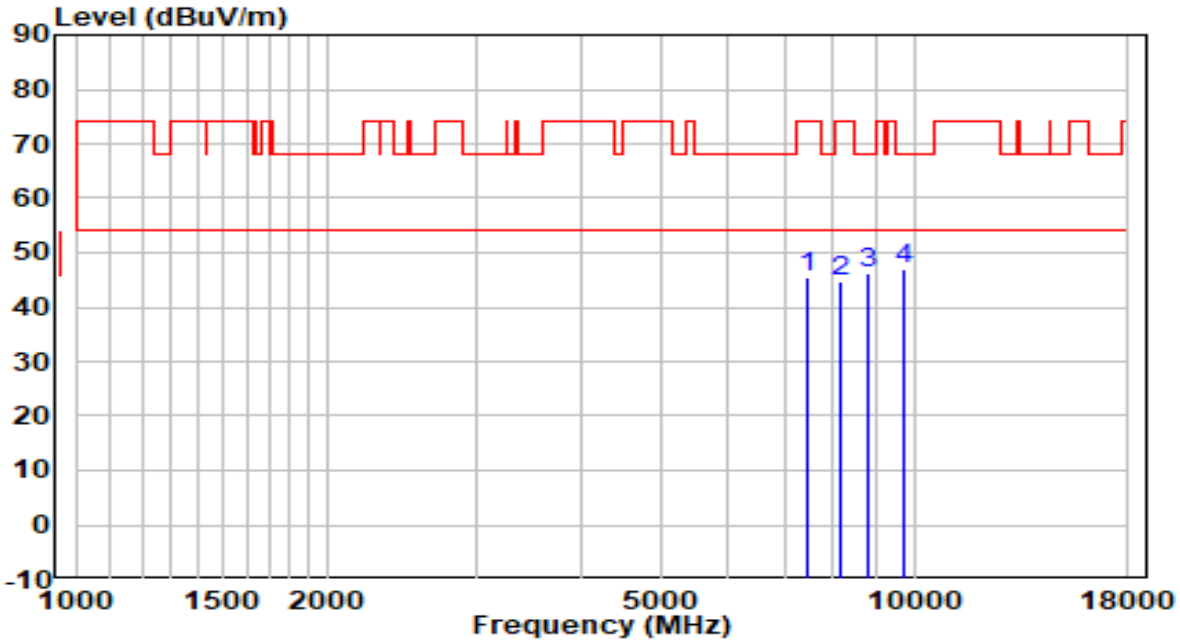

No		Frequency (MHz)	Reading (dBμV)	C.F (dB/m)	Measurement (dBμV/m)	Margin (dB)	Limit (dBμV/m)	Remark (QP/PK/AV)
1		7443.000	32.58	12.76	45.34	-28.66	74.00	Peak
2		8148.500	31.15	13.50	44.64	-29.36	74.00	Peak
3		8837.000	31.77	14.48	46.25	-21.95	68.20	Peak
4	*	9738.000	30.89	16.12	47.01	-21.19	68.20	Peak

Note:

1. " *", means this data is the worst emission level.
2. C.F (Correction Factor) = Antenna Factor (dB/m) + Cable Loss (dB)– Preamplifier(dB).
3. Measurement(dBμV/m) = Reading(dBμV) + C.F (Correction Factor).

EUT	AXE5400 Whole Home Mesh Wi-Fi 6E System	Date of Test	2021-12-06
Factor	BBHA 9120D (1GHz~18GHz)_2021	Temp. / Humidity	26.4°C/43.8%
Polarity	Vertical	Site / Test Engineer	AC1 / Jay
Test Mode	Transmit by 802.11ac-VHT40 at Channel 5755MHz	Test Voltage	120V/60Hz

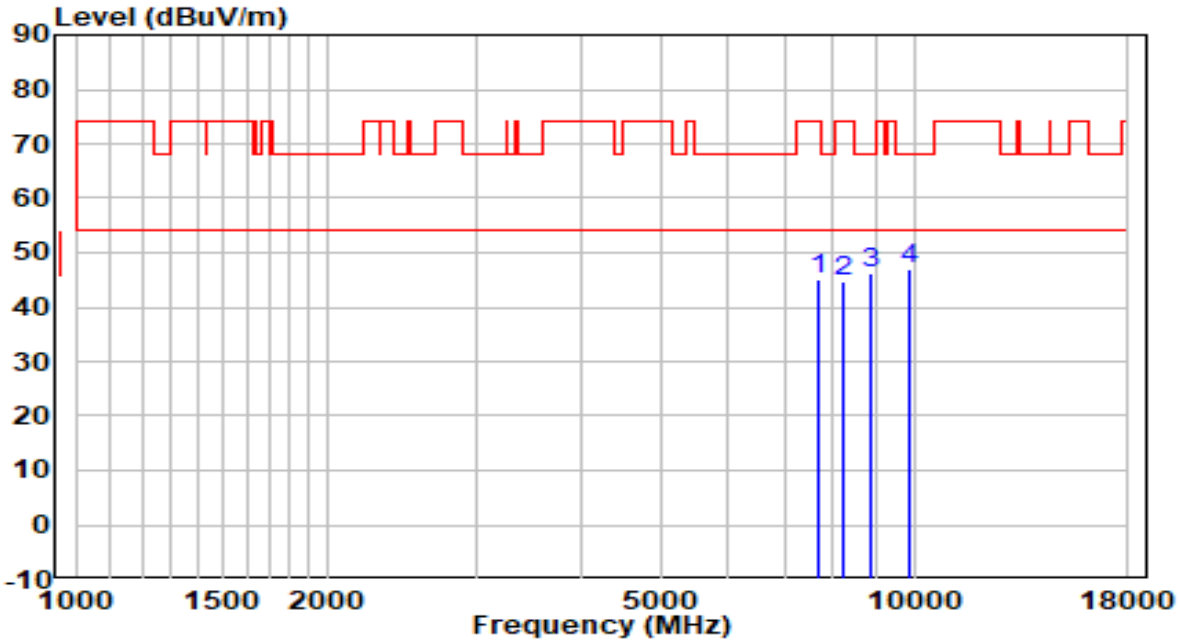

No		Frequency (MHz)	Reading (dBμV)	C.F (dB/m)	Measurement (dBμV/m)	Margin (dB)	Limit (dBμV/m)	Remark (QP/PK/AV)
1		7664.000	32.09	13.15	45.24	-28.76	74.00	Peak
2		8259.000	31.18	13.55	44.73	-29.27	74.00	Peak
3		8854.000	31.74	14.52	46.26	-21.94	68.20	Peak
4	*	9865.500	30.67	16.33	47.01	-21.19	68.20	Peak

Note:

1. " *", means this data is the worst emission level.
2. C.F (Correction Factor) = Antenna Factor (dB/m) + Cable Loss (dB)– Preamplifier(dB).
3. Measurement(dBμV/m) = Reading(dBμV) + C.F (Correction Factor).

EUT	AXE5400 Whole Home Mesh Wi-Fi 6E System	Date of Test	2021-12-06
Factor	BBHA 9120D (1GHz~18GHz)_2021	Temp. / Humidity	26.4°C/43.8%
Polarity	Horizontal	Site / Test Engineer	AC1 / Jay
Test Mode	Transmit by 802.11ac-VHT40 at Channel 5795MHz	Test Voltage	120V/60Hz

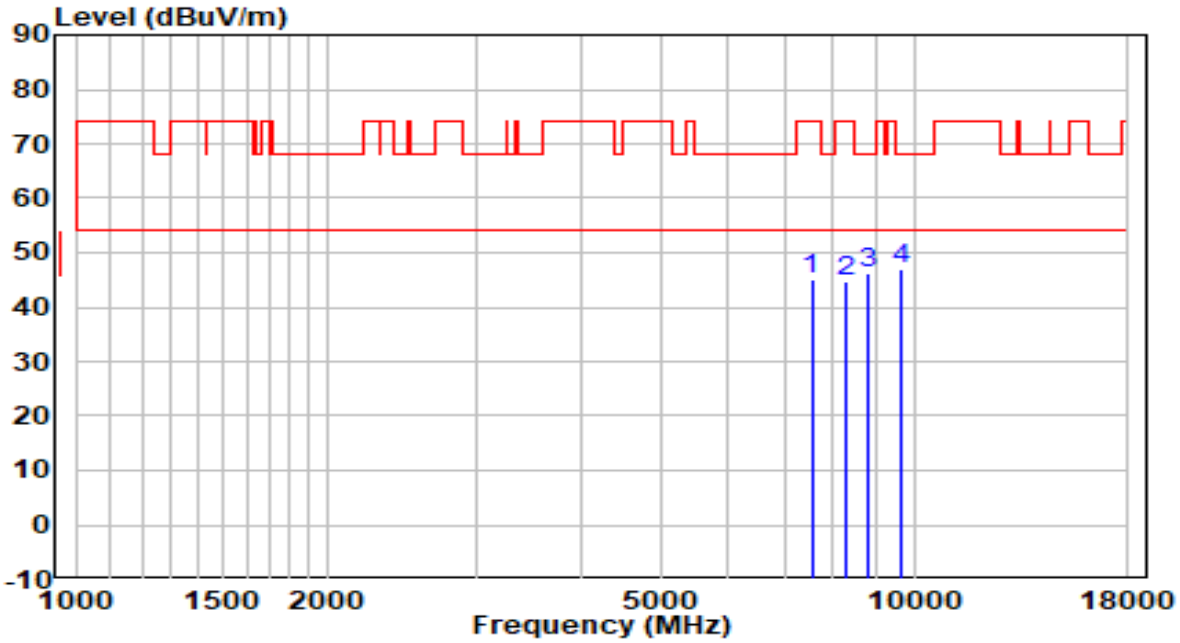

No		Frequency (MHz)	Reading (dBμV)	C.F (dB/m)	Measurement (dBμV/m)	Margin (dB)	Limit (dBμV/m)	Remark (QP/PK/AV)
1		7545.000	31.95	13.05	45.00	-29.00	74.00	Peak
2		8301.500	31.23	13.57	44.79	-29.21	74.00	Peak
3		8794.500	31.83	14.38	46.20	-22.00	68.20	Peak
4	*	9627.500	31.02	15.93	46.95	-21.25	68.20	Peak

Note:

1. " *", means this data is the worst emission level.
2. C.F (Correction Factor) = Antenna Factor (dB/m) + Cable Loss (dB)– Preamplifier(dB).
3. Measurement(dBμV/m) = Reading(dBμV) + C.F (Correction Factor).

EUT	AXE5400 Whole Home Mesh Wi-Fi 6E System	Date of Test	2021-12-06
Factor	BBHA 9120D (1GHz~18GHz)_2021	Temp. / Humidity	26.4°C/43.8%
Polarity	Vertical	Site / Test Engineer	AC1 / Jay
Test Mode	Transmit by 802.11ac-VHT40 at Channel 5795MHz	Test Voltage	120V/60Hz

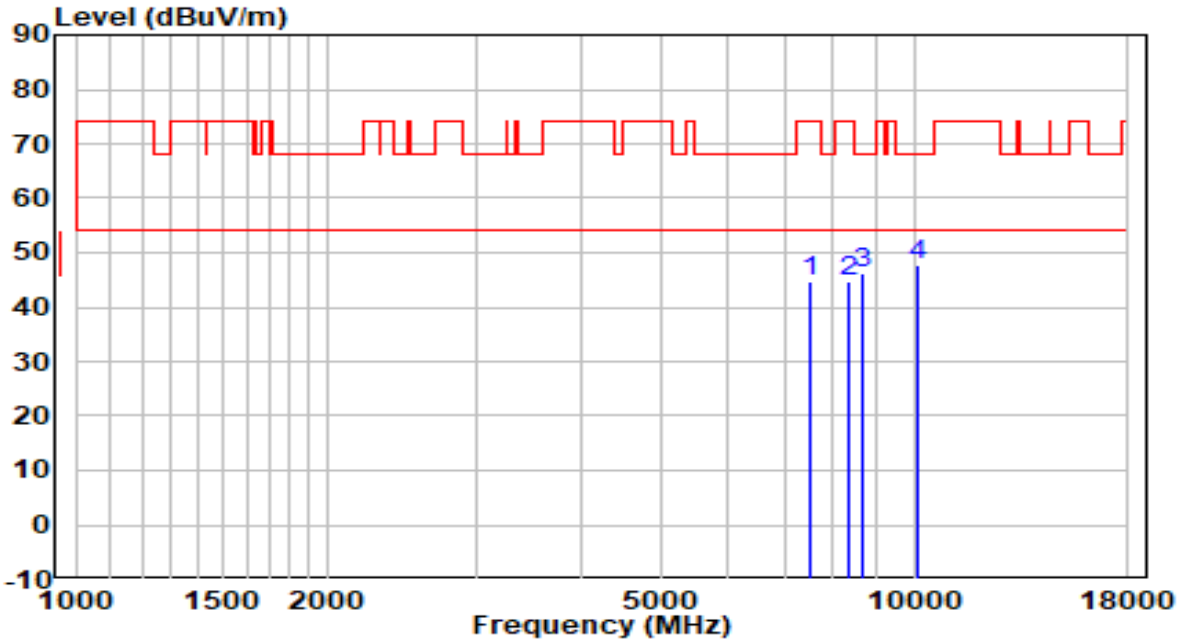

No		Frequency (MHz)	Reading (dBμV)	C.F (dB/m)	Measurement (dBμV/m)	Margin (dB)	Limit (dBμV/m)	Remark (QP/PK/AV)
1		7502.500	31.86	13.02	44.87	-29.13	74.00	Peak
2		8386.500	30.95	13.60	44.55	-29.45	74.00	Peak
3		8658.500	32.03	14.04	46.08	-22.12	68.20	Peak
4	*	10078.000	30.93	16.87	47.81	-20.39	68.20	Peak

Note:

1. " *", means this data is the worst emission level.
2. C.F (Correction Factor) = Antenna Factor (dB/m) + Cable Loss (dB)– Preamplifier(dB).
3. Measurement(dBμV/m) = Reading(dBμV) + C.F (Correction Factor).

EUT	AXE5400 Whole Home Mesh Wi-Fi 6E System	Date of Test	2021-12-06
Factor	BBHA 9120D (1GHz~18GHz)_2021	Temp. / Humidity	26.4°C/43.8%
Polarity	Horizontal	Site / Test Engineer	AC1 / Jay
Test Mode	Transmit by 802.11ac-VHT80 at Channel 5210MHz	Test Voltage	120V/60Hz

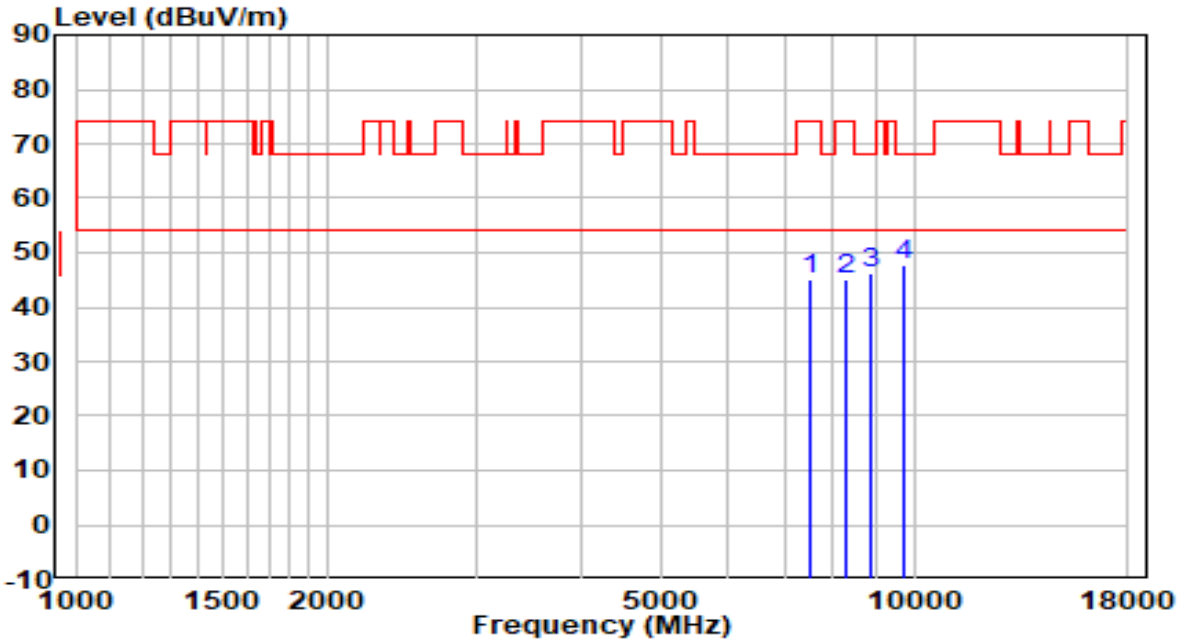

No		Frequency (MHz)	Reading (dBμV)	C.F (dB/m)	Measurement (dBμV/m)	Margin (dB)	Limit (dBμV/m)	Remark (QP/PK/AV)
1		7494.000	32.01	12.99	45.00	-29.00	74.00	Peak
2		8318.500	31.40	13.57	44.97	-29.03	74.00	Peak
3		8879.500	31.49	14.58	46.08	-22.12	68.20	Peak
4	*	9755.000	31.73	16.15	47.88	-20.32	68.20	Peak

Note:

1. " *", means this data is the worst emission level.
2. C.F (Correction Factor) = Antenna Factor (dB/m) + Cable Loss (dB)– Preamplifier(dB).
3. Measurement(dBμV/m) = Reading(dBμV) + C.F (Correction Factor).

EUT	AXE5400 Whole Home Mesh Wi-Fi 6E System	Date of Test	2021-12-06
Factor	BBHA 9120D (1GHz~18GHz)_2021	Temp. / Humidity	26.4°C/43.8%
Polarity	Vertical	Site / Test Engineer	AC1 / Jay
Test Mode	Transmit by 802.11ac-VHT80 at Channel 5210MHz	Test Voltage	120V/60Hz

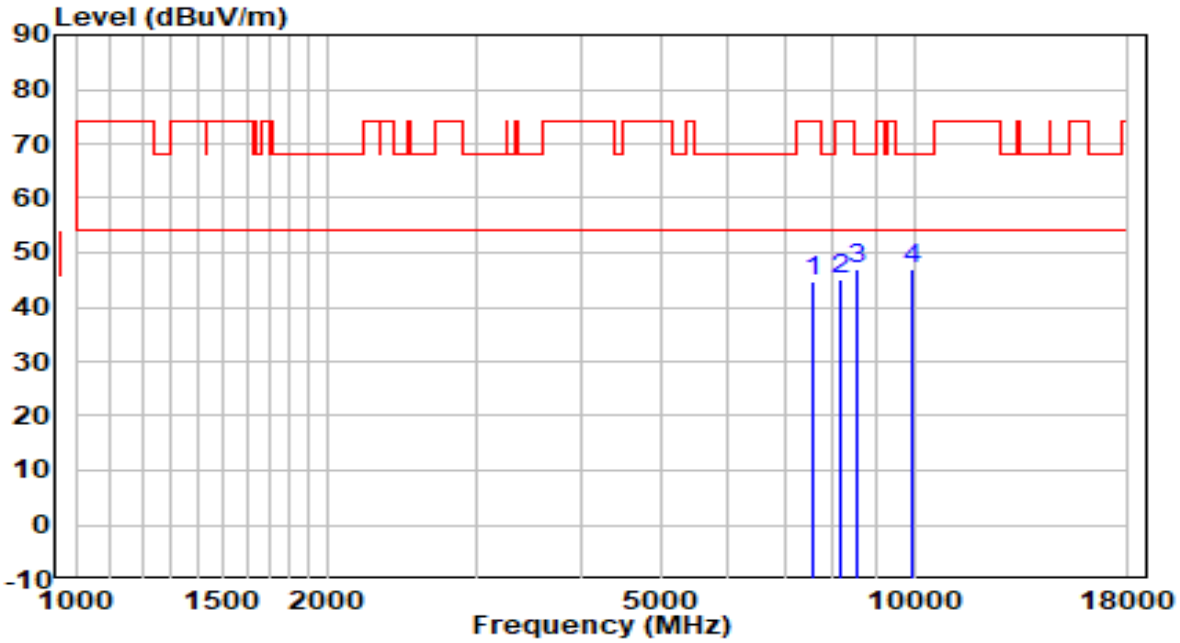

No		Frequency (MHz)	Reading (dBμV)	C.F (dB/m)	Measurement (dBμV/m)	Margin (dB)	Limit (dBμV/m)	Remark (QP/PK/AV)
1		7570.500	31.76	13.07	44.83	-29.17	74.00	Peak
2		8148.500	31.43	13.50	44.92	-29.08	74.00	Peak
3		8565.000	32.99	13.81	46.80	-21.40	68.20	Peak
4	*	9942.000	30.63	16.46	47.09	-21.11	68.20	Peak

Note:

1. " *", means this data is the worst emission level.
2. C.F (Correction Factor) = Antenna Factor (dB/m) + Cable Loss (dB)– Preamplifier(dB).
3. Measurement(dBμV/m) = Reading(dBμV) + C.F (Correction Factor).

EUT	AXE5400 Whole Home Mesh Wi-Fi 6E System	Date of Test	2021-12-06
Factor	BBHA 9120D (1GHz~18GHz)_2021	Temp. / Humidity	26.4°C/43.8%
Polarity	Horizontal	Site / Test Engineer	AC1 / Jay
Test Mode	Transmit by 802.11ac-VHT80 at Channel 5775MHz	Test Voltage	120V/60Hz

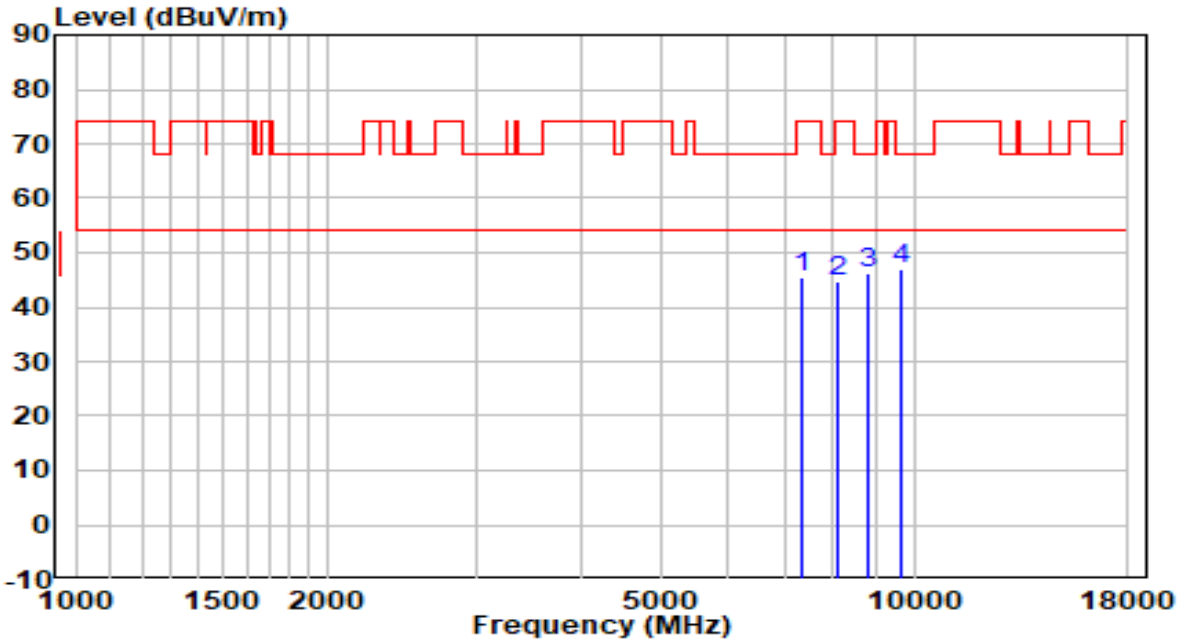

No		Frequency (MHz)	Reading (dBμV)	C.F (dB/m)	Measurement (dBμV/m)	Margin (dB)	Limit (dBμV/m)	Remark (QP/PK/AV)
1		7358.000	33.07	12.39	45.46	-28.54	74.00	Peak
2		8114.500	31.13	13.48	44.61	-29.39	74.00	Peak
3		8811.500	31.82	14.42	46.24	-21.96	68.20	Peak
4	*	9644.500	30.87	15.96	46.83	-21.37	68.20	Peak

Note:

1. " *", means this data is the worst emission level.
2. C.F (Correction Factor) = Antenna Factor (dB/m) + Cable Loss (dB)– Preamplifier(dB).
3. Measurement(dBμV/m) = Reading(dBμV) + C.F (Correction Factor).

EUT	AXE5400 Whole Home Mesh Wi-Fi 6E System	Date of Test	2021-12-06
Factor	BBHA 9120D (1GHz~18GHz)_2021	Temp. / Humidity	26.4°C/43.8%
Polarity	Vertical	Site / Test Engineer	AC1 / Jay
Test Mode	Transmit by 802.11ac-VHT80 at Channel 5775MHz	Test Voltage	120V/60Hz

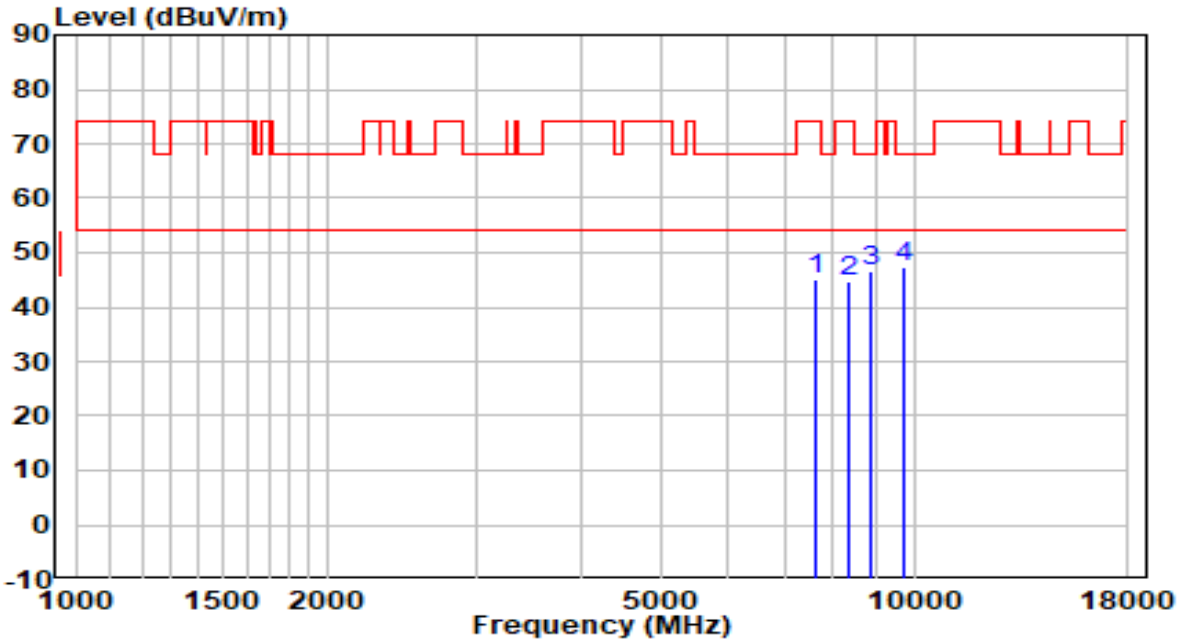

No		Frequency (MHz)	Reading (dBμV)	C.F (dB/m)	Measurement (dBμV/m)	Margin (dB)	Limit (dBμV/m)	Remark (QP/PK/AV)
1		7638.500	32.09	13.13	45.22	-28.78	74.00	Peak
2		8327.000	30.98	13.58	44.56	-29.44	74.00	Peak
3		8896.500	31.98	14.63	46.60	-21.60	68.20	Peak
4	*	9729.500	31.40	16.11	47.51	-20.69	68.20	Peak

Note:

1. " *", means this data is the worst emission level.
2. C.F (Correction Factor) = Antenna Factor (dB/m) + Cable Loss (dB)– Preamplifier(dB).
3. Measurement(dBμV/m) = Reading(dBμV) + C.F (Correction Factor).

EUT	AXE5400 Whole Home Mesh Wi-Fi 6E System	Date of Test	2021-12-06
Factor	BBHA 9120D (1GHz~18GHz)_2021	Temp. / Humidity	26.4°C/43.8%
Polarity	Horizontal	Site / Test Engineer	AC1 / Jay
Test Mode	Transmit by 802.11ac-VHT160 at Channel 5250MHz	Test Voltage	120V/60Hz

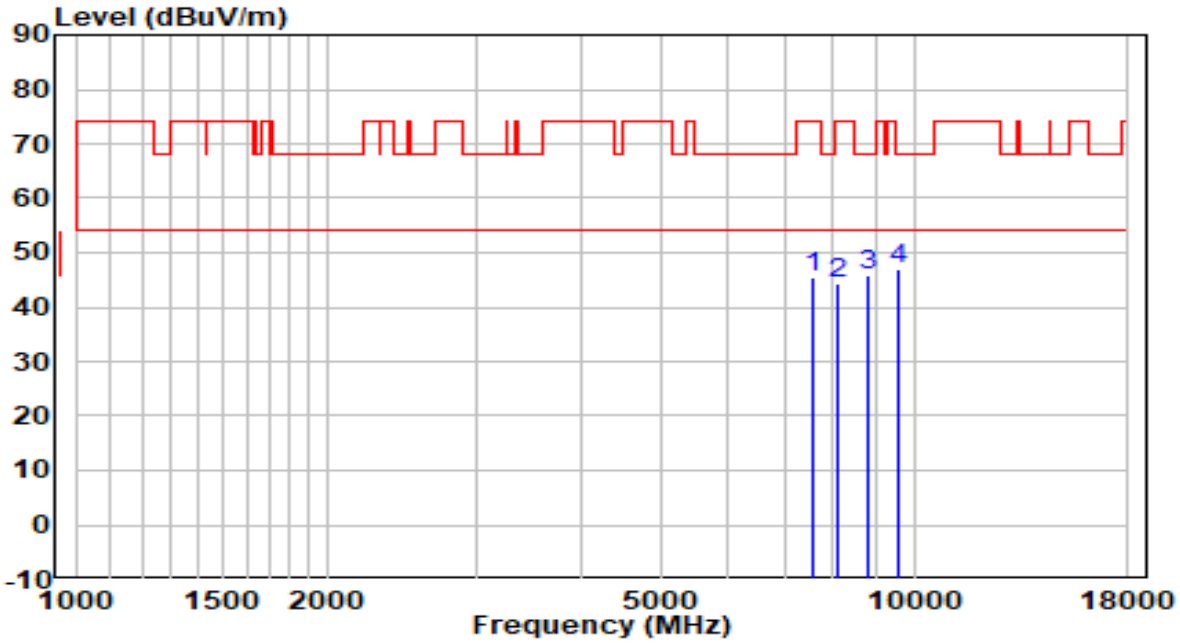

No		Frequency (MHz)	Reading (dBμV)	C.F (dB/m)	Measurement (dBμV/m)	Margin (dB)	Limit (dBμV/m)	Remark (QP/PK/AV)
1		7562.000	32.40	13.07	45.47	-28.53	74.00	Peak
2		8123.000	30.74	13.49	44.23	-29.77	74.00	Peak
3		8794.500	31.49	14.38	45.87	-22.33	68.20	Peak
4	*	9610.500	31.24	15.91	47.15	-21.05	68.20	Peak

Note:

1. " *", means this data is the worst emission level.
2. C.F (Correction Factor) = Antenna Factor (dB/m) + Cable Loss (dB)– Preamplifier(dB).
3. Measurement(dBμV/m) = Reading(dBμV) + C.F (Correction Factor).

EUT	AXE5400 Whole Home Mesh Wi-Fi 6E System	Date of Test	2021-12-06
Factor	BBHA 9120D (1GHz~18GHz)_2021	Temp. / Humidity	26.4°C/43.8%
Polarity	Vertical	Site / Test Engineer	AC1 / Jay
Test Mode	Transmit by 802.11ac-VHT160 at Channel 5250MHz	Test Voltage	120V/60Hz

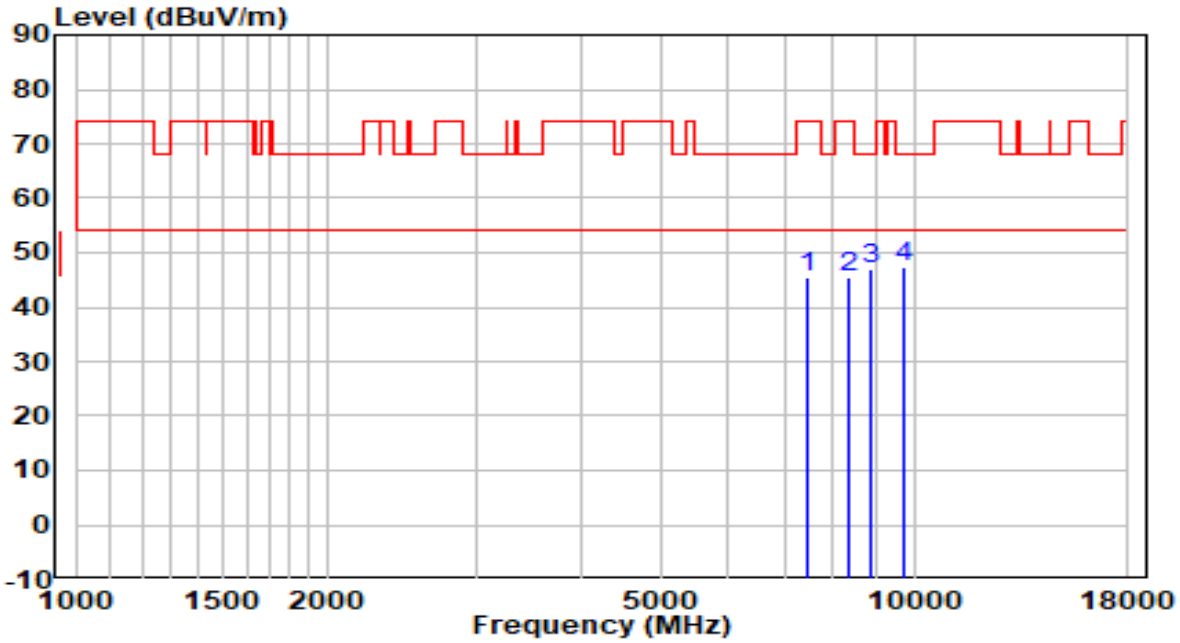

No		Frequency (MHz)	Reading (dBμV)	C.F (dB/m)	Measurement (dBμV/m)	Margin (dB)	Limit (dBμV/m)	Remark (QP/PK/AV)
1		7485.500	32.62	12.95	45.57	-28.43	74.00	Peak
2		8378.000	31.76	13.60	45.36	-28.64	74.00	Peak
3		8879.500	32.51	14.58	47.10	-21.10	68.20	Peak
4	*	9704.000	31.16	16.06	47.22	-20.98	68.20	Peak

Note:

1. " *", means this data is the worst emission level.
2. C.F (Correction Factor) = Antenna Factor (dB/m) + Cable Loss (dB)– Preamplifier(dB).
3. Measurement(dBμV/m) = Reading(dBμV) + C.F (Correction Factor).

EUT	AXE5400 Whole Home Mesh Wi-Fi 6E System	Date of Test	2021-12-06
Factor	BBHA 9120D (1GHz~18GHz)_2021	Temp. / Humidity	26.4°C/43.8%
Polarity	Horizontal	Site / Test Engineer	AC1 / Jay
Test Mode	Transmit by 802.11ax-HE20 at Channel 5180MHz	Test Voltage	120V/60Hz

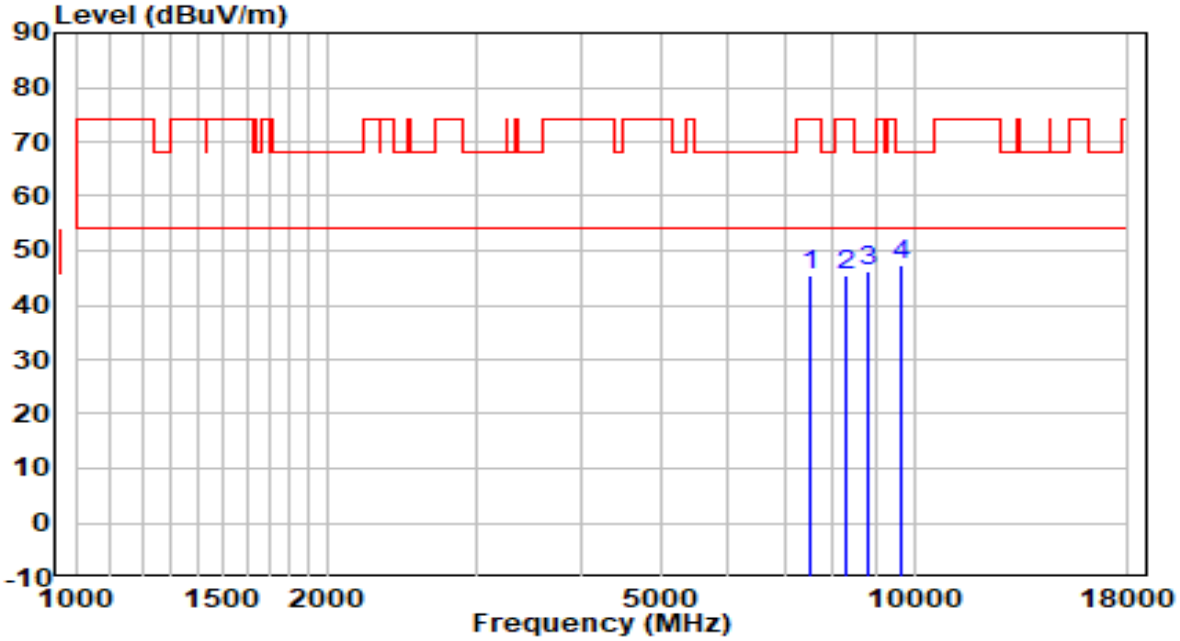

No		Frequency (MHz)	Reading (dBμV)	C.F (dB/m)	Measurement (dBμV/m)	Margin (dB)	Limit (dBμV/m)	Remark (QP/PK/AV)
1		7528.000	32.25	13.04	45.29	-28.71	74.00	Peak
2		8293.000	31.98	13.56	45.54	-28.46	74.00	Peak
3		8786.000	31.77	14.36	46.13	-22.07	68.20	Peak
4	*	9627.500	31.50	15.93	47.43	-20.77	68.20	Peak

Note:

1. " *", means this data is the worst emission level.
2. C.F (Correction Factor) = Antenna Factor (dB/m) + Cable Loss (dB)– Preamplifier(dB).
3. Measurement(dBμV/m) = Reading(dBμV) + C.F (Correction Factor).

EUT	AXE5400 Whole Home Mesh Wi-Fi 6E System	Date of Test	2021-12-06
Factor	BBHA 9120D (1GHz~18GHz)_2021	Temp. / Humidity	26.4°C/43.8%
Polarity	Vertical	Site / Test Engineer	AC1 / Jay
Test Mode	Transmit by 802.11ax-HE20 at Channel 5180MHz	Test Voltage	120V/60Hz

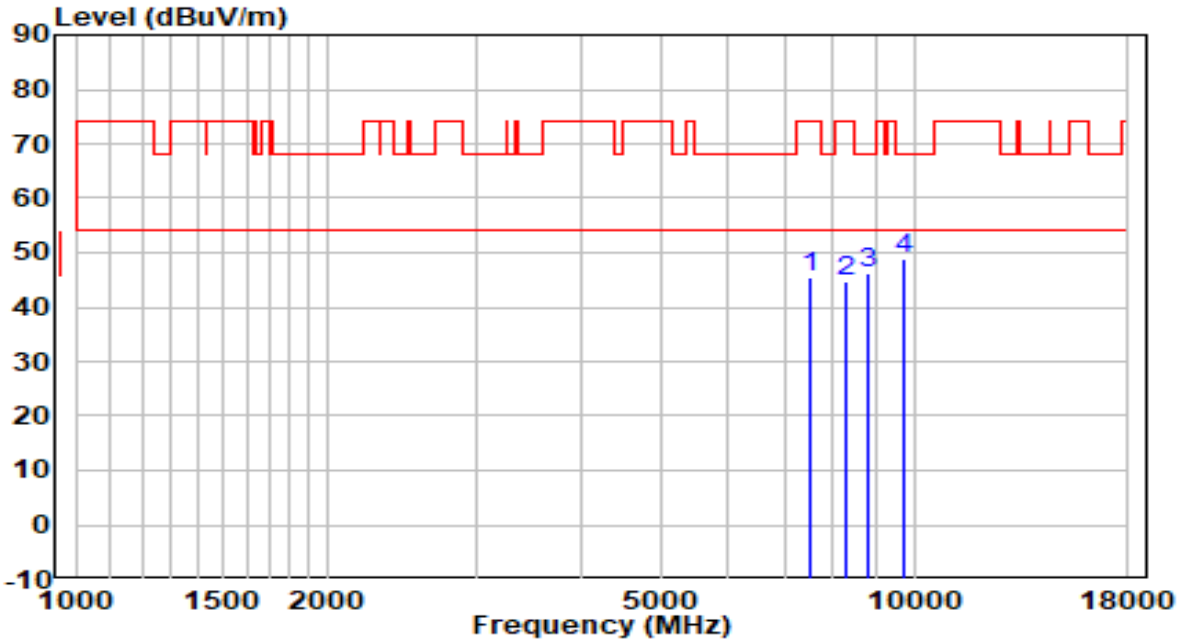

No		Frequency (MHz)	Reading (dBμV)	C.F (dB/m)	Measurement (dBμV/m)	Margin (dB)	Limit (dBμV/m)	Remark (QP/PK/AV)
1		7519.500	32.37	13.03	45.40	-28.60	74.00	Peak
2		8318.500	31.20	13.57	44.77	-29.23	74.00	Peak
3		8803.000	31.69	14.40	46.09	-22.11	68.20	Peak
4	*	9738.000	32.59	16.12	48.71	-19.49	68.20	Peak

Note:

1. " *", means this data is the worst emission level.
2. C.F (Correction Factor) = Antenna Factor (dB/m) + Cable Loss (dB)– Preamplifier(dB).
3. Measurement(dBμV/m) = Reading(dBμV) + C.F (Correction Factor).

EUT	AXE5400 Whole Home Mesh Wi-Fi 6E System	Date of Test	2021-12-06
Factor	BBHA 9120D (1GHz~18GHz)_2021	Temp. / Humidity	26.4°C/43.8%
Polarity	Horizontal	Site / Test Engineer	AC1 / Jay
Test Mode	Transmit by 802.11ax-HE20 at Channel 5220MHz	Test Voltage	120V/60Hz

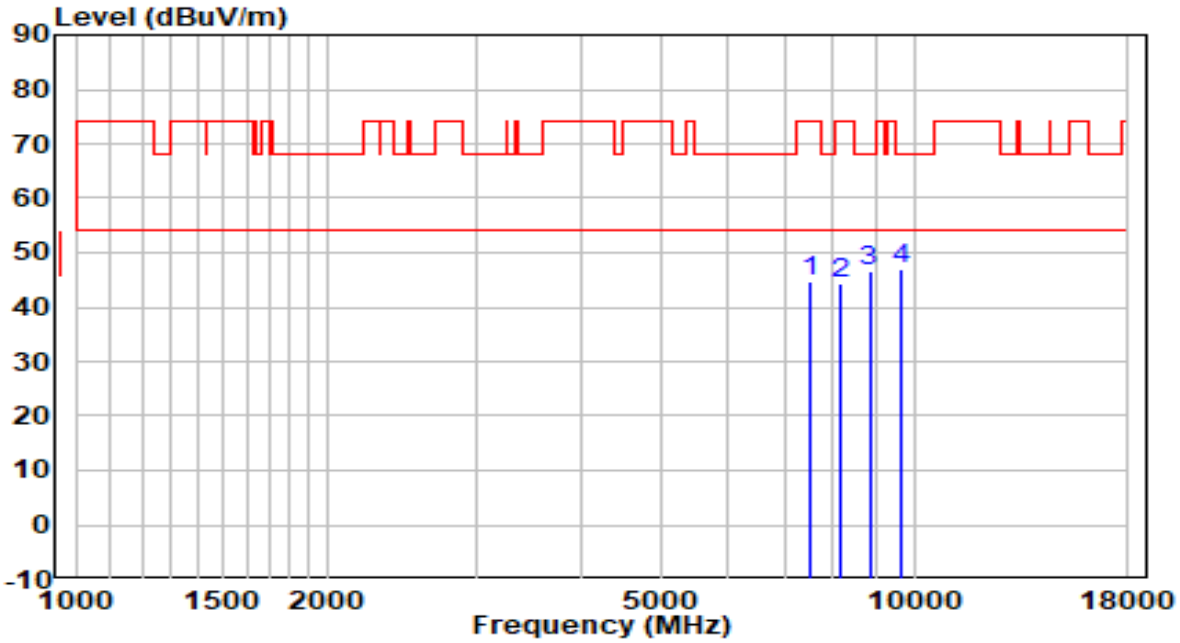

No		Frequency (MHz)	Reading (dBμV)	C.F (dB/m)	Measurement (dBμV/m)	Margin (dB)	Limit (dBμV/m)	Remark (QP/PK/AV)
1		7502.500	31.87	13.02	44.89	-29.11	74.00	Peak
2		8165.500	30.99	13.50	44.49	-29.51	74.00	Peak
3		8845.500	32.11	14.50	46.61	-21.59	68.20	Peak
4	*	9670.000	31.02	16.01	47.03	-21.17	68.20	Peak

Note:

1. " *", means this data is the worst emission level.
2. C.F (Correction Factor) = Antenna Factor (dB/m) + Cable Loss (dB)– Preamplifier(dB).
3. Measurement(dBμV/m) = Reading(dBμV) + C.F (Correction Factor).

EUT	AXE5400 Whole Home Mesh Wi-Fi 6E System	Date of Test	2021-12-06
Factor	BBHA 9120D (1GHz~18GHz)_2021	Temp. / Humidity	26.4°C/43.8%
Polarity	Vertical	Site / Test Engineer	AC1 / Jay
Test Mode	Transmit by 802.11ax-HE20 at Channel 5220MHz	Test Voltage	120V/60Hz

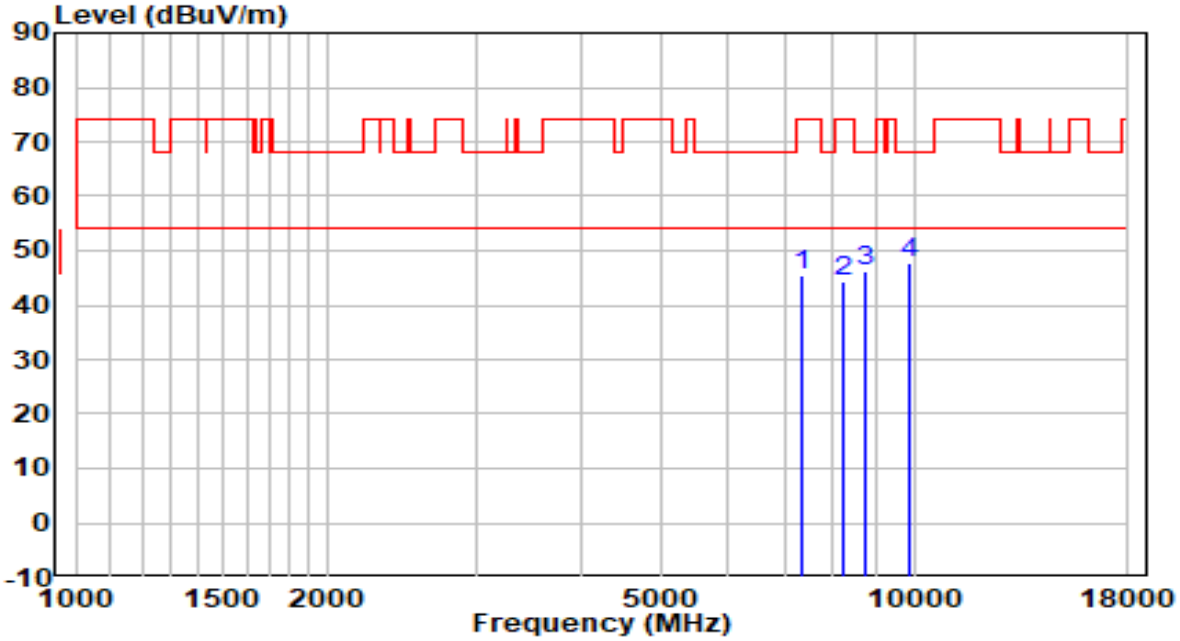

No		Frequency (MHz)	Reading (dBμV)	C.F (dB/m)	Measurement (dBμV/m)	Margin (dB)	Limit (dBμV/m)	Remark (QP/PK/AV)
1		7349.500	33.17	12.35	45.52	-28.48	74.00	Peak
2		8233.500	30.90	13.54	44.43	-29.57	74.00	Peak
3		8726.500	32.12	14.21	46.33	-21.87	68.20	Peak
4	*	9865.500	31.22	16.33	47.55	-20.65	68.20	Peak

Note:

1. " *", means this data is the worst emission level.
2. C.F (Correction Factor) = Antenna Factor (dB/m) + Cable Loss (dB)– Preamplifier(dB).
3. Measurement(dBμV/m) = Reading(dBμV) + C.F (Correction Factor).

EUT	AXE5400 Whole Home Mesh Wi-Fi 6E System	Date of Test	2021-12-06
Factor	BBHA 9120D (1GHz~18GHz)_2021	Temp. / Humidity	26.4°C/43.8%
Polarity	Horizontal	Site / Test Engineer	AC1 / Jay
Test Mode	Transmit by 802.11ax-HE20 at Channel 5240MHz	Test Voltage	120V/60Hz

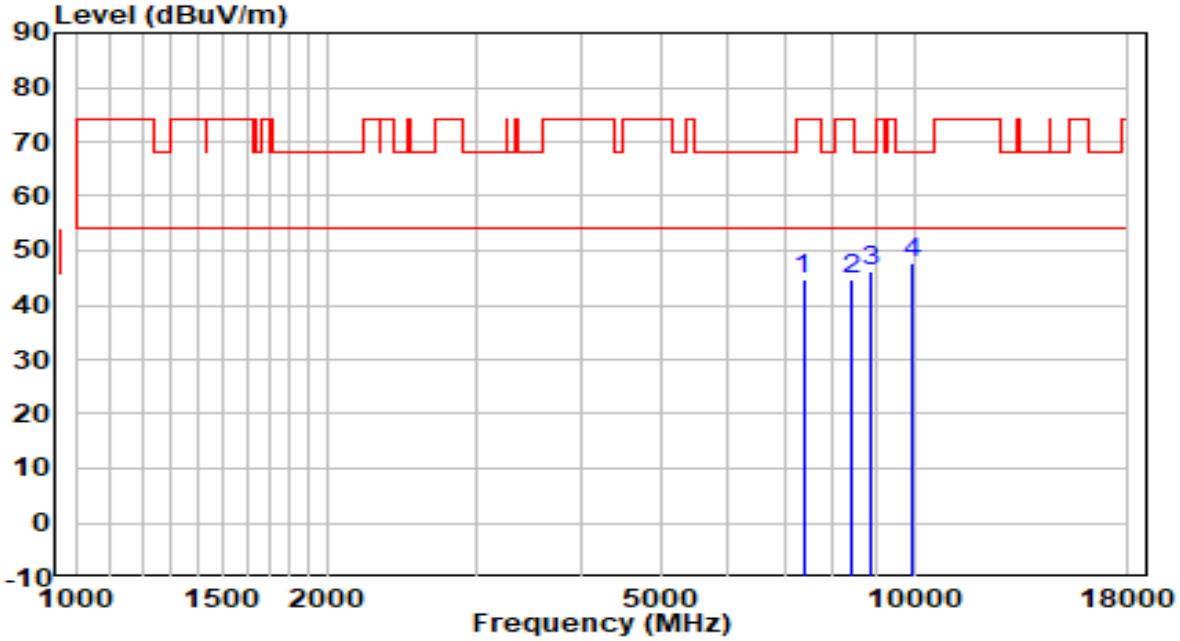

No		Frequency (MHz)	Reading (dBμV)	C.F (dB/m)	Measurement (dBμV/m)	Margin (dB)	Limit (dBμV/m)	Remark (QP/PK/AV)
1		7375.000	32.27	12.46	44.73	-29.27	74.00	Peak
2		8412.000	31.06	13.62	44.67	-29.33	74.00	Peak
3		8896.500	31.42	14.63	46.04	-22.16	68.20	Peak
4	*	9925.000	31.42	16.43	47.85	-20.35	68.20	Peak

Note:

1. " *", means this data is the worst emission level.
2. C.F (Correction Factor) = Antenna Factor (dB/m) + Cable Loss (dB)– Preamplifier(dB).
3. Measurement(dBμV/m) = Reading(dBμV) + C.F (Correction Factor).

EUT	AXE5400 Whole Home Mesh Wi-Fi 6E System	Date of Test	2021-12-06
Factor	BBHA 9120D (1GHz~18GHz)_2021	Temp. / Humidity	26.4°C/43.8%
Polarity	Vertical	Site / Test Engineer	AC1 / Jay
Test Mode	Transmit by 802.11ax-HE20 at Channel 5240MHz	Test Voltage	120V/60Hz

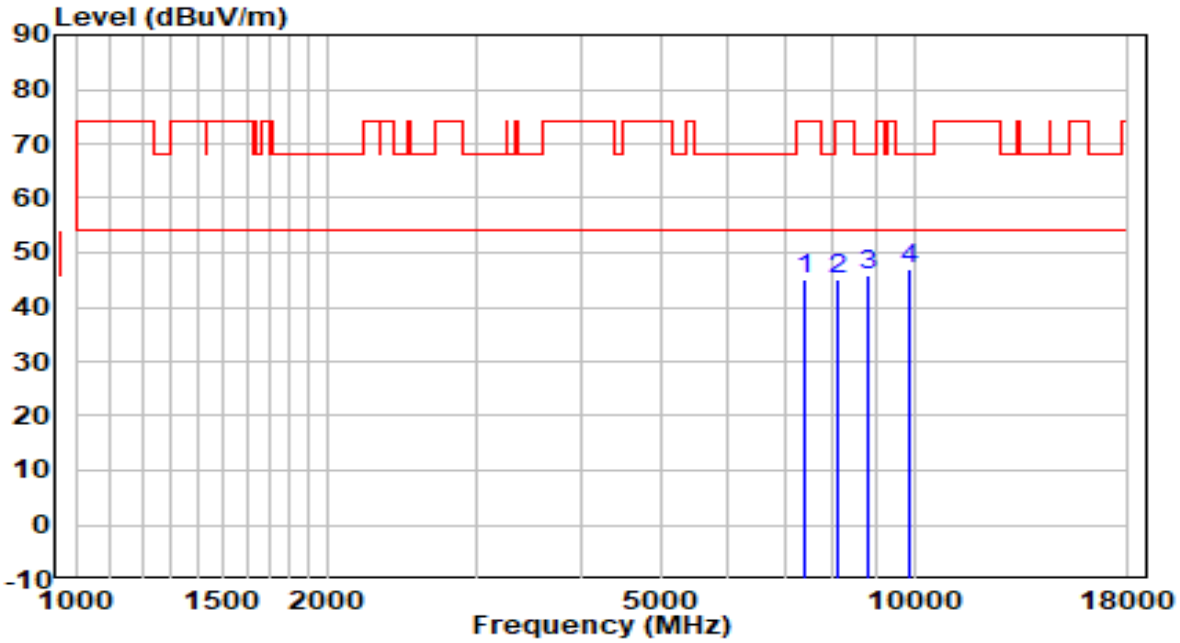

No		Frequency (MHz)	Reading (dBμV)	C.F (dB/m)	Measurement (dBμV/m)	Margin (dB)	Limit (dBμV/m)	Remark (QP/PK/AV)
1		7417.500	32.30	12.65	44.95	-29.05	74.00	Peak
2		8131.500	31.44	13.49	44.93	-29.07	74.00	Peak
3		8811.500	31.49	14.42	45.90	-22.30	68.20	Peak
4	*	9874.000	30.67	16.35	47.01	-21.19	68.20	Peak

Note:

1. " *", means this data is the worst emission level.
2. C.F (Correction Factor) = Antenna Factor (dB/m) + Cable Loss (dB)– Preamplifier(dB).
3. Measurement(dBμV/m) = Reading(dBμV) + C.F (Correction Factor).

EUT	AXE5400 Whole Home Mesh Wi-Fi 6E System	Date of Test	2021-12-06
Factor	BBHA 9120D (1GHz~18GHz)_2021	Temp. / Humidity	26.4°C/43.8%
Polarity	Horizontal	Site / Test Engineer	AC1 / Jay
Test Mode	Transmit by 802.11ax-HE20 at Channel 5745MHz	Test Voltage	120V/60Hz

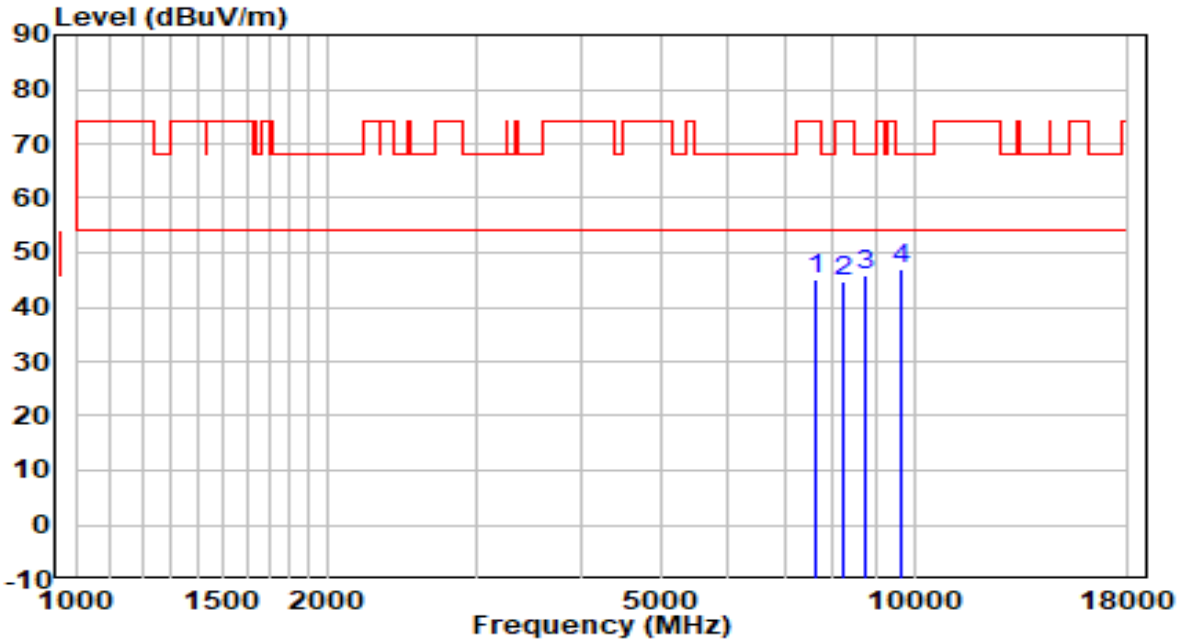

No		Frequency (MHz)	Reading (dBμV)	C.F (dB/m)	Measurement (dBμV/m)	Margin (dB)	Limit (dBμV/m)	Remark (QP/PK/AV)
1		7638.500	32.00	13.13	45.13	-28.87	74.00	Peak
2		8225.000	31.15	13.53	44.68	-29.32	74.00	Peak
3		8760.500	31.62	14.29	45.91	-22.29	68.20	Peak
4	*	9678.500	30.94	16.02	46.96	-21.24	68.20	Peak

Note:

1. " *", means this data is the worst emission level.
2. C.F (Correction Factor) = Antenna Factor (dB/m) + Cable Loss (dB)– Preamplifier(dB).
3. Measurement(dBμV/m) = Reading(dBμV) + C.F (Correction Factor).

EUT	AXE5400 Whole Home Mesh Wi-Fi 6E System	Date of Test	2021-12-06
Factor	BBHA 9120D (1GHz~18GHz)_2021	Temp. / Humidity	26.4°C/43.8%
Polarity	Vertical	Site / Test Engineer	AC1 / Jay
Test Mode	Transmit by 802.11ax-HE20 at Channel 5745MHz	Test Voltage	120V/60Hz

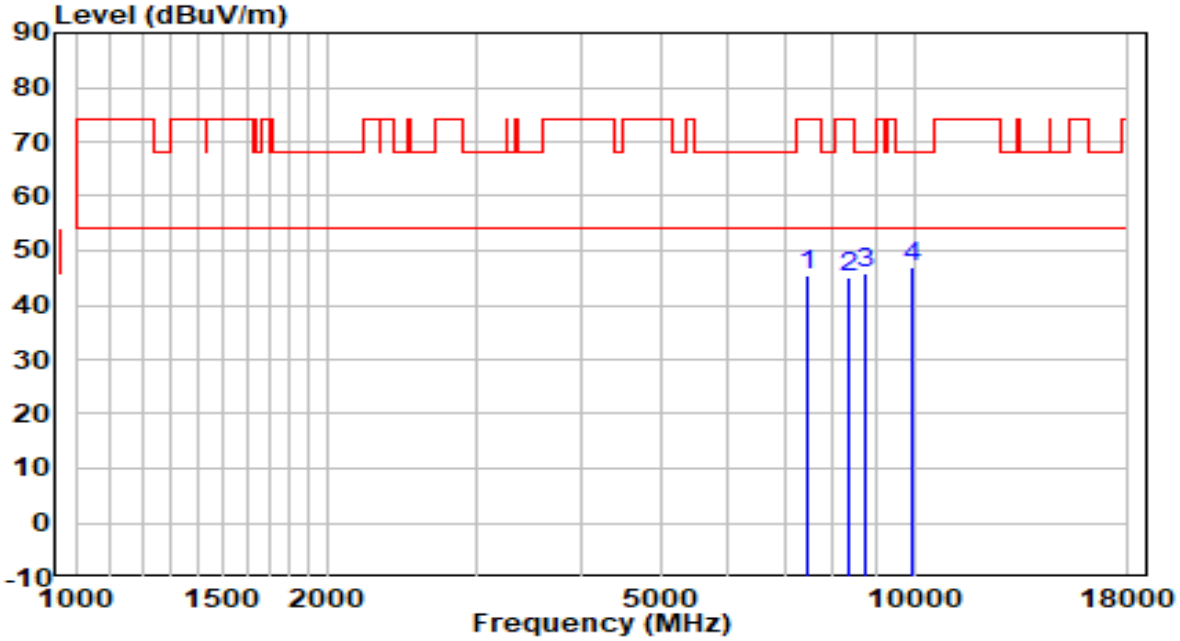

No		Frequency (MHz)	Reading (dBμV)	C.F (dB/m)	Measurement (dBμV/m)	Margin (dB)	Limit (dBμV/m)	Remark (QP/PK/AV)
1		7468.500	32.57	12.88	45.44	-28.56	74.00	Peak
2		8378.000	31.40	13.60	45.00	-29.00	74.00	Peak
3		8752.000	31.54	14.27	45.82	-22.38	68.20	Peak
4	*	9925.000	30.52	16.43	46.96	-21.24	68.20	Peak

Note:

1. " *", means this data is the worst emission level.
2. C.F (Correction Factor) = Antenna Factor (dB/m) + Cable Loss (dB)– Preamplifier(dB).
3. Measurement(dBμV/m) = Reading(dBμV) + C.F (Correction Factor).

EUT	AXE5400 Whole Home Mesh Wi-Fi 6E System	Date of Test	2021-12-06
Factor	BBHA 9120D (1GHz~18GHz)_2021	Temp. / Humidity	26.4°C/43.8%
Polarity	Horizontal	Site / Test Engineer	AC1 / Jay
Test Mode	Transmit by 802.11ax-HE20 at Channel 5785MHz	Test Voltage	120V/60Hz

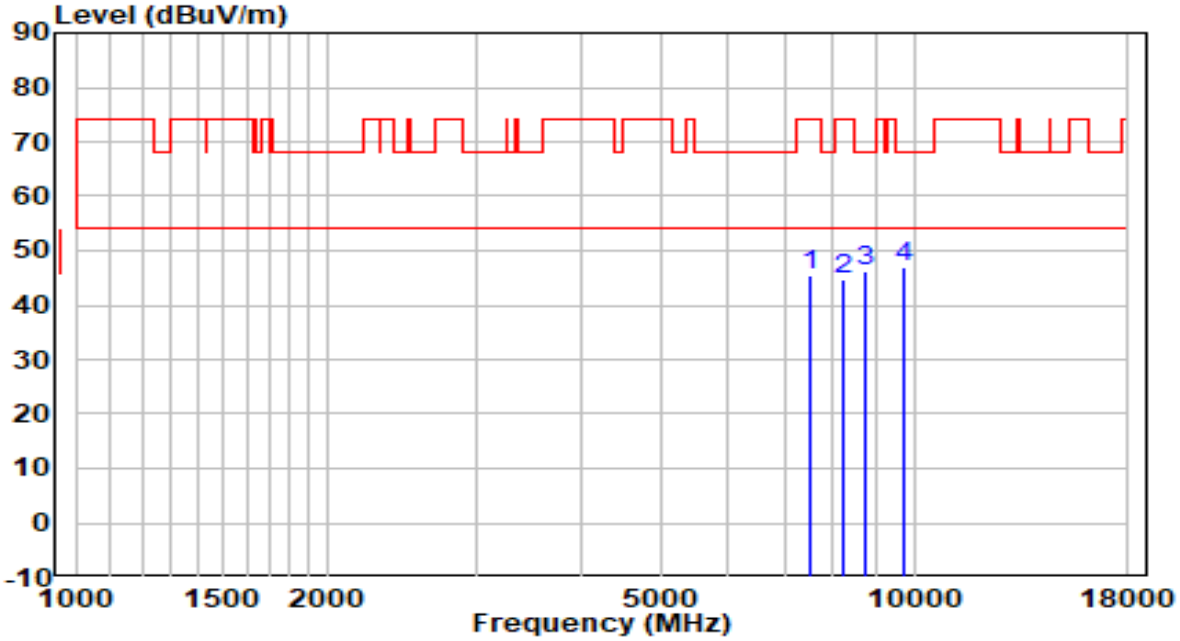

No		Frequency (MHz)	Reading (dBμV)	C.F (dB/m)	Measurement (dBμV/m)	Margin (dB)	Limit (dBμV/m)	Remark (QP/PK/AV)
1		7494.000	32.53	12.99	45.52	-28.48	74.00	Peak
2		8242.000	31.13	13.54	44.66	-29.34	74.00	Peak
3		8726.500	32.17	14.21	46.38	-21.82	68.20	Peak
4	*	9712.500	30.79	16.08	46.87	-21.33	68.20	Peak

Note:

1. " *", means this data is the worst emission level.
2. C.F (Correction Factor) = Antenna Factor (dB/m) + Cable Loss (dB)– Preamplifier(dB).
3. Measurement(dBμV/m) = Reading(dBμV) + C.F (Correction Factor).

EUT	AXE5400 Whole Home Mesh Wi-Fi 6E System	Date of Test	2021-12-06
Factor	BBHA 9120D (1GHz~18GHz)_2021	Temp. / Humidity	26.4°C/43.8%
Polarity	Vertical	Site / Test Engineer	AC1 / Jay
Test Mode	Transmit by 802.11ax-HE20 at Channel 5785MHz	Test Voltage	120V/60Hz

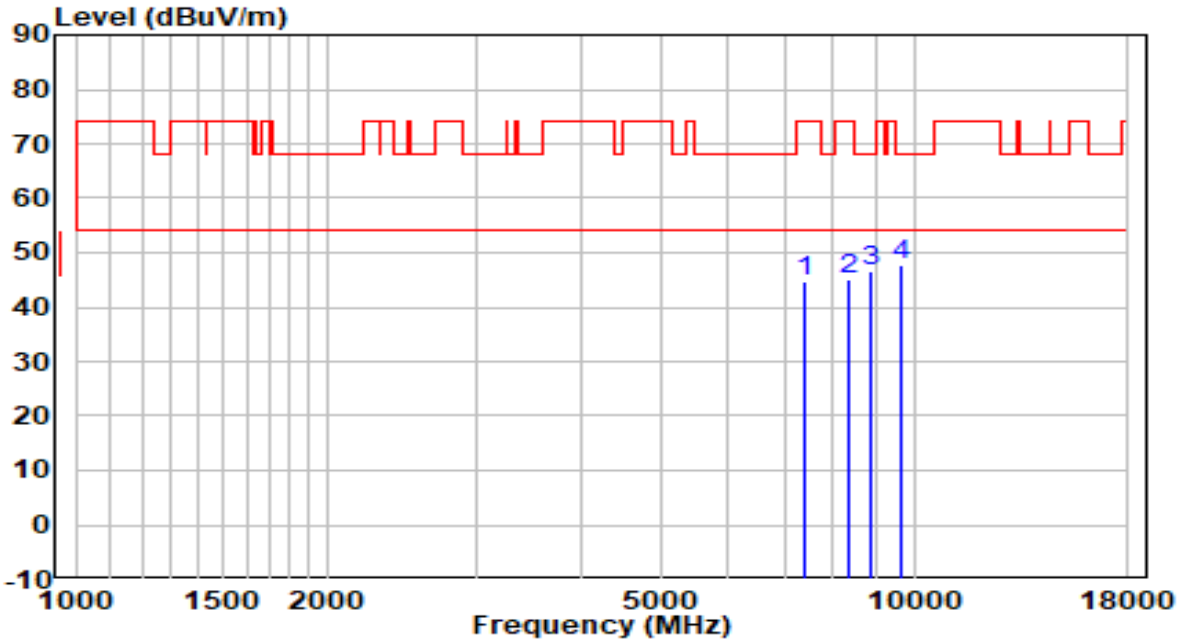

No		Frequency (MHz)	Reading (dBμV)	C.F (dB/m)	Measurement (dBμV/m)	Margin (dB)	Limit (dBμV/m)	Remark (QP/PK/AV)
1		7409.000	32.03	12.61	44.64	-29.36	74.00	Peak
2		8378.000	31.40	13.60	45.00	-29.00	74.00	Peak
3		8888.000	31.85	14.61	46.46	-21.74	68.20	Peak
4	*	9661.500	31.59	15.99	47.58	-20.62	68.20	Peak

Note:

1. " *", means this data is the worst emission level.
2. C.F (Correction Factor) = Antenna Factor (dB/m) + Cable Loss (dB)– Preamplifier(dB).
3. Measurement(dBμV/m) = Reading(dBμV) + C.F (Correction Factor).

EUT	AXE5400 Whole Home Mesh Wi-Fi 6E System	Date of Test	2021-12-06
Factor	BBHA 9120D (1GHz~18GHz)_2021	Temp. / Humidity	26.4°C/43.8%
Polarity	Horizontal	Site / Test Engineer	AC1 / Jay
Test Mode	Transmit by 802.11ax-HE20 at Channel 5825MHz	Test Voltage	120V/60Hz

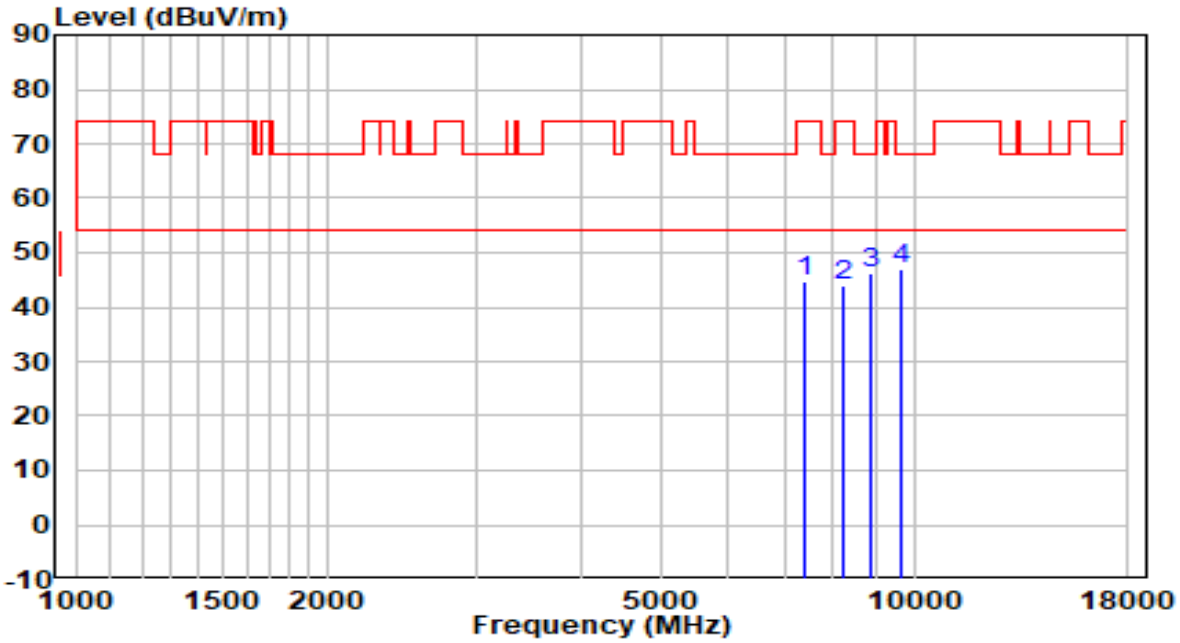

No		Frequency (MHz)	Reading (dBμV)	C.F (dB/m)	Measurement (dBμV/m)	Margin (dB)	Limit (dBμV/m)	Remark (QP/PK/AV)
1		7409.000	32.24	12.61	44.85	-29.15	74.00	Peak
2		8233.500	30.37	13.54	43.90	-30.10	74.00	Peak
3		8888.000	31.74	14.61	46.35	-21.85	68.20	Peak
4	*	9653.000	31.03	15.98	47.01	-21.19	68.20	Peak

Note:

1. " *", means this data is the worst emission level.
2. C.F (Correction Factor) = Antenna Factor (dB/m) + Cable Loss (dB)– Preamplifier(dB).
3. Measurement(dBμV/m) = Reading(dBμV) + C.F (Correction Factor).

EUT	AXE5400 Whole Home Mesh Wi-Fi 6E System	Date of Test	2021-12-06
Factor	BBHA 9120D (1GHz~18GHz)_2021	Temp. / Humidity	26.4°C/43.8%
Polarity	Vertical	Site / Test Engineer	AC1 / Jay
Test Mode	Transmit by 802.11ax-HE20 at Channel 5825MHz	Test Voltage	120V/60Hz

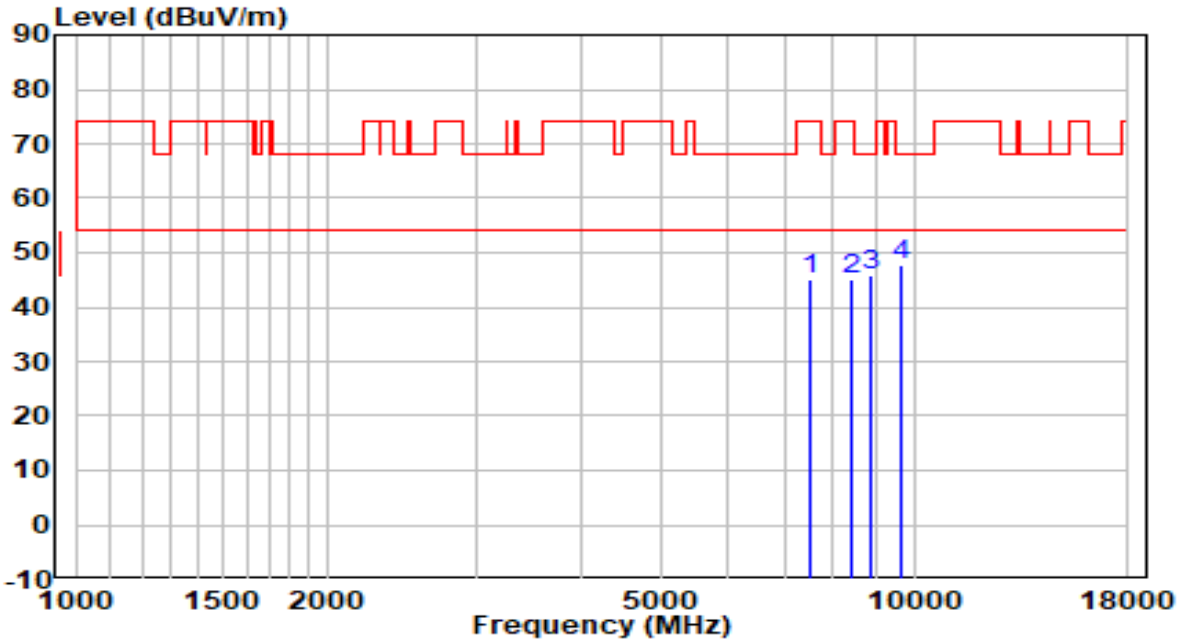

No		Frequency (MHz)	Reading (dBμV)	C.F (dB/m)	Measurement (dBμV/m)	Margin (dB)	Limit (dBμV/m)	Remark (QP/PK/AV)
1		7519.500	31.94	13.03	44.97	-29.03	74.00	Peak
2		8412.000	31.31	13.62	44.92	-29.08	74.00	Peak
3		8905.000	31.30	14.65	45.95	-22.25	68.20	Peak
4	*	9653.000	31.84	15.98	47.82	-20.38	68.20	Peak

Note:

1. " *", means this data is the worst emission level.
2. C.F (Correction Factor) = Antenna Factor (dB/m) + Cable Loss (dB)– Preamplifier(dB).
3. Measurement(dBμV/m) = Reading(dBμV) + C.F (Correction Factor).

EUT	AXE5400 Whole Home Mesh Wi-Fi 6E System	Date of Test	2021-12-06
Factor	BBHA 9120D (1GHz~18GHz)_2021	Temp. / Humidity	26.4°C/43.8%
Polarity	Horizontal	Site / Test Engineer	AC1 / Jay
Test Mode	Transmit by 802.11ax-HE40 at Channel 5190MHz	Test Voltage	120V/60Hz

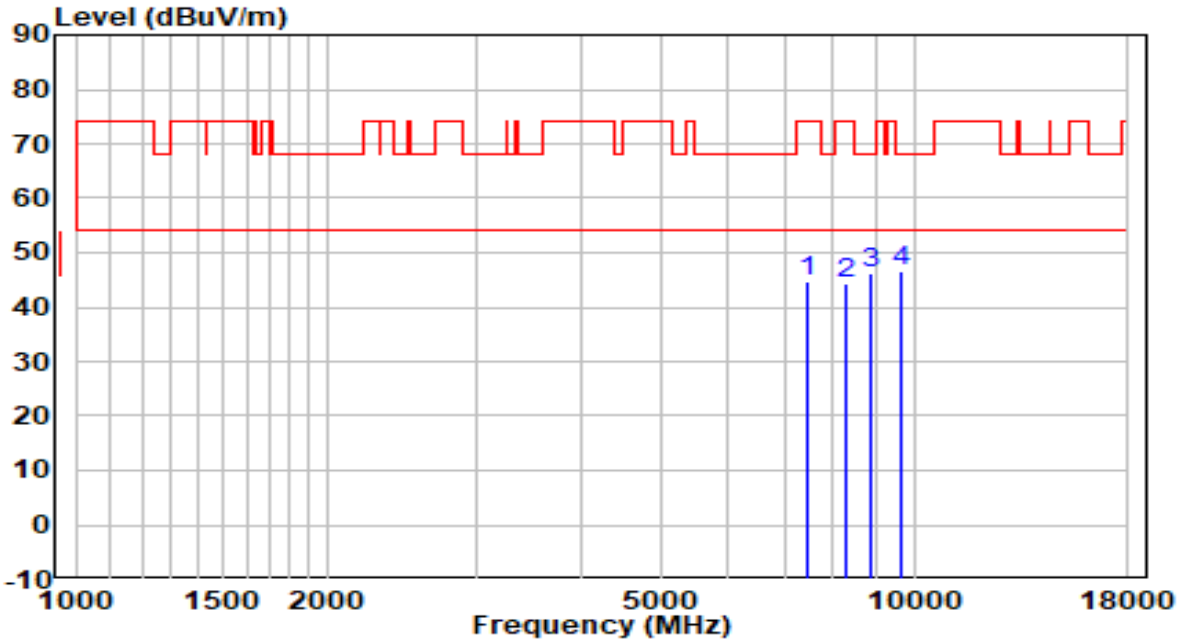

No		Frequency (MHz)	Reading (dBμV)	C.F (dB/m)	Measurement (dBμV/m)	Margin (dB)	Limit (dBμV/m)	Remark (QP/PK/AV)
1		7460.000	31.79	12.84	44.63	-29.37	74.00	Peak
2		8310.000	30.76	13.57	44.33	-29.67	74.00	Peak
3		8854.000	31.66	14.52	46.18	-22.02	68.20	Peak
4	*	9644.500	30.45	15.96	46.42	-21.78	68.20	Peak

Note:

1. " *", means this data is the worst emission level.
2. C.F (Correction Factor) = Antenna Factor (dB/m) + Cable Loss (dB)– Preamplifier(dB).
3. Measurement(dBμV/m) = Reading(dBμV) + C.F (Correction Factor).

EUT	AXE5400 Whole Home Mesh Wi-Fi 6E System	Date of Test	2021-12-06
Factor	BBHA 9120D (1GHz~18GHz)_2021	Temp. / Humidity	26.4°C/43.8%
Polarity	Vertical	Site / Test Engineer	AC1 / Jay
Test Mode	Transmit by 802.11ax-HE40 at Channel 5190MHz	Test Voltage	120V/60Hz

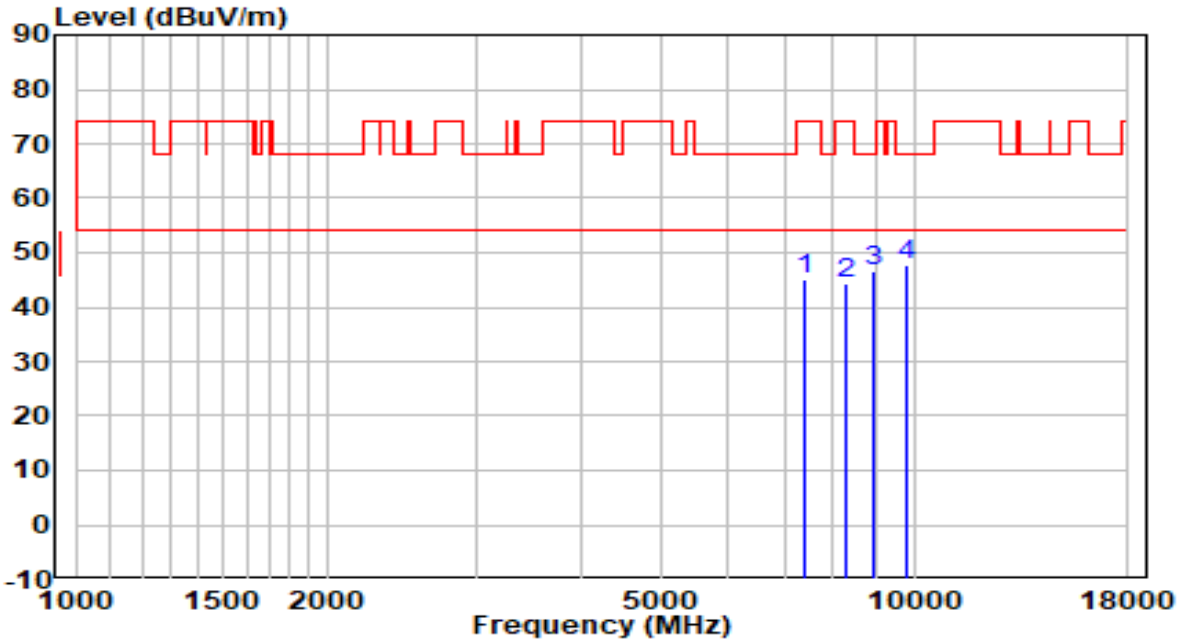

No		Frequency (MHz)	Reading (dBμV)	C.F (dB/m)	Measurement (dBμV/m)	Margin (dB)	Limit (dBμV/m)	Remark (QP/PK/AV)
1		7417.500	32.39	12.65	45.04	-28.96	74.00	Peak
2		8293.000	30.94	13.56	44.50	-29.50	74.00	Peak
3		8964.500	31.69	14.79	46.48	-21.72	68.20	Peak
4	*	9831.500	31.36	16.28	47.64	-20.56	68.20	Peak

Note:

1. " *", means this data is the worst emission level.
2. C.F (Correction Factor) = Antenna Factor (dB/m) + Cable Loss (dB)– Preamplifier(dB).
3. Measurement(dBμV/m) = Reading(dBμV) + C.F (Correction Factor).

EUT	AXE5400 Whole Home Mesh Wi-Fi 6E System	Date of Test	2021-12-06
Factor	BBHA 9120D (1GHz~18GHz)_2021	Temp. / Humidity	26.4°C/43.8%
Polarity	Horizontal	Site / Test Engineer	AC1 / Jay
Test Mode	Transmit by 802.11ax-HE40 at Channel 5230MHz	Test Voltage	120V/60Hz

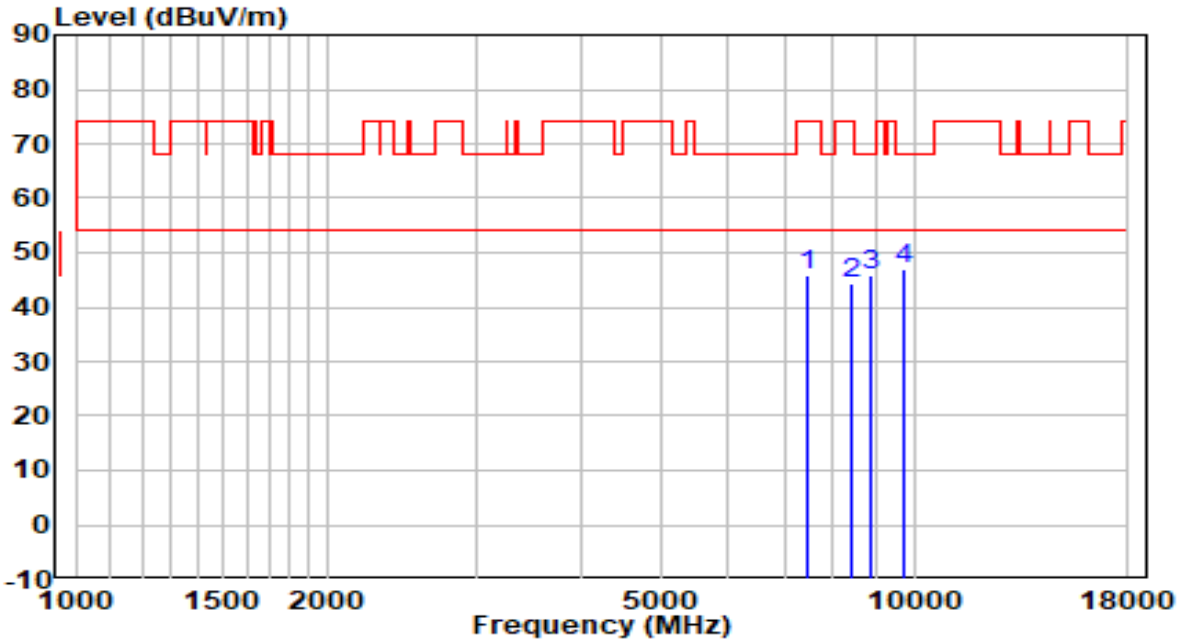

No		Frequency (MHz)	Reading (dBμV)	C.F (dB/m)	Measurement (dBμV/m)	Margin (dB)	Limit (dBμV/m)	Remark (QP/PK/AV)
1		7451.500	32.96	12.80	45.76	-28.24	74.00	Peak
2		8412.000	30.80	13.62	44.42	-29.58	74.00	Peak
3		8905.000	31.17	14.65	45.82	-22.38	68.20	Peak
4	*	9746.500	30.89	16.13	47.03	-21.17	68.20	Peak

Note:

1. " *", means this data is the worst emission level.
2. C.F (Correction Factor) = Antenna Factor (dB/m) + Cable Loss (dB)– Preamplifier(dB).
3. Measurement(dBμV/m) = Reading(dBμV) + C.F (Correction Factor).

EUT	AXE5400 Whole Home Mesh Wi-Fi 6E System	Date of Test	2021-12-06
Factor	BBHA 9120D (1GHz~18GHz)_2021	Temp. / Humidity	26.4°C/43.8%
Polarity	Vertical	Site / Test Engineer	AC1 / Jay
Test Mode	Transmit by 802.11ax-HE40 at Channel 5230MHz	Test Voltage	120V/60Hz

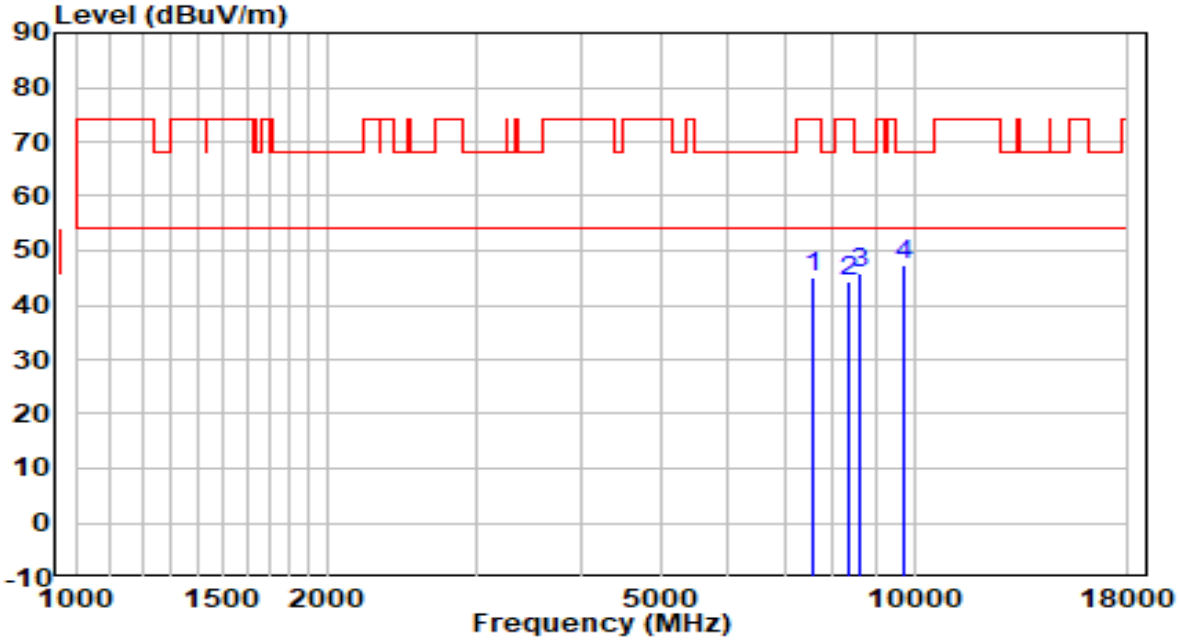

No		Frequency (MHz)	Reading (dBμV)	C.F (dB/m)	Measurement (dBμV/m)	Margin (dB)	Limit (dBμV/m)	Remark (QP/PK/AV)
1		7579.000	31.86	13.08	44.94	-29.06	74.00	Peak
2		8344.000	30.81	13.58	44.39	-29.61	74.00	Peak
3		8624.500	31.81	13.96	45.77	-22.43	68.20	Peak
4	*	9695.500	31.18	16.05	47.23	-20.97	68.20	Peak

Note:

1. " *", means this data is the worst emission level.
2. C.F (Correction Factor) = Antenna Factor (dB/m) + Cable Loss (dB)– Preamplifier(dB).
3. Measurement(dBμV/m) = Reading(dBμV) + C.F (Correction Factor).

EUT	AXE5400 Whole Home Mesh Wi-Fi 6E System	Date of Test	2021-12-06
Factor	BBHA 9120D (1GHz~18GHz)_2021	Temp. / Humidity	26.4°C/43.8%
Polarity	Horizontal	Site / Test Engineer	AC1 / Jay
Test Mode	Transmit by 802.11ax-HE40 at Channel 5755MHz	Test Voltage	120V/60Hz

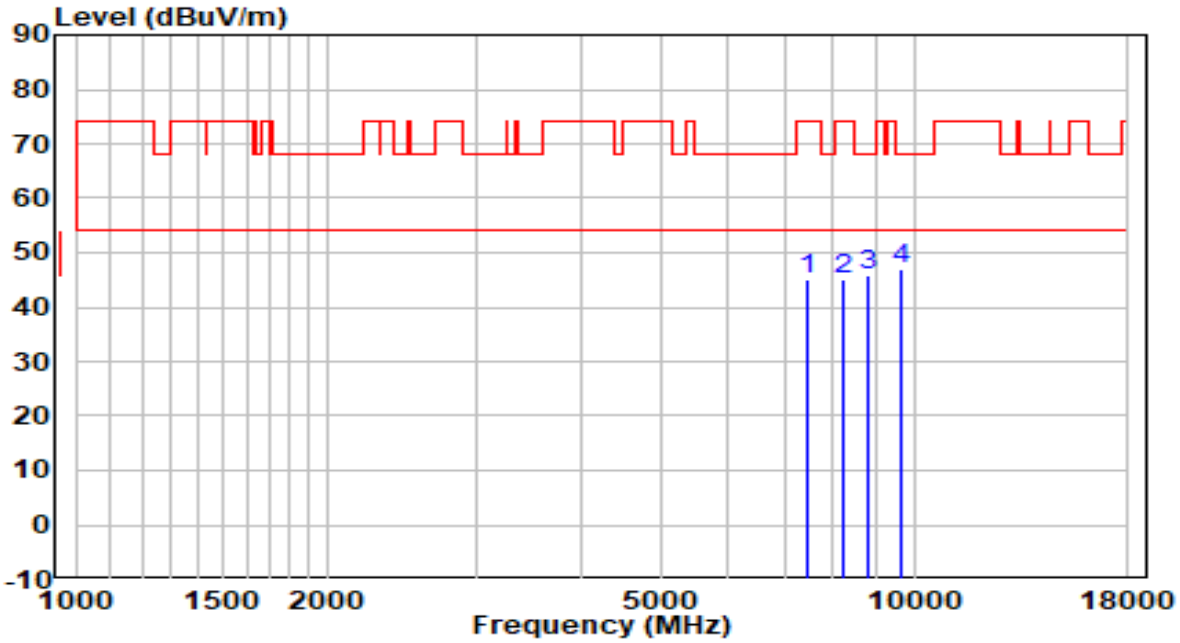

No		Frequency (MHz)	Reading (dBμV)	C.F (dB/m)	Measurement (dBμV/m)	Margin (dB)	Limit (dBμV/m)	Remark (QP/PK/AV)
1		7434.500	32.51	12.72	45.24	-28.76	74.00	Peak
2		8259.000	31.37	13.55	44.92	-29.08	74.00	Peak
3		8786.000	31.31	14.36	45.66	-22.54	68.20	Peak
4	*	9619.000	31.10	15.92	47.02	-21.18	68.20	Peak

Note:

1. " *", means this data is the worst emission level.
2. C.F (Correction Factor) = Antenna Factor (dB/m) + Cable Loss (dB)– Preamplifier(dB).
3. Measurement(dBμV/m) = Reading(dBμV) + C.F (Correction Factor).

EUT	AXE5400 Whole Home Mesh Wi-Fi 6E System	Date of Test	2021-12-06
Factor	BBHA 9120D (1GHz~18GHz)_2021	Temp. / Humidity	26.4°C/43.8%
Polarity	Vertical	Site / Test Engineer	AC1 / Jay
Test Mode	Transmit by 802.11ax-HE40 at Channel 5755MHz	Test Voltage	120V/60Hz

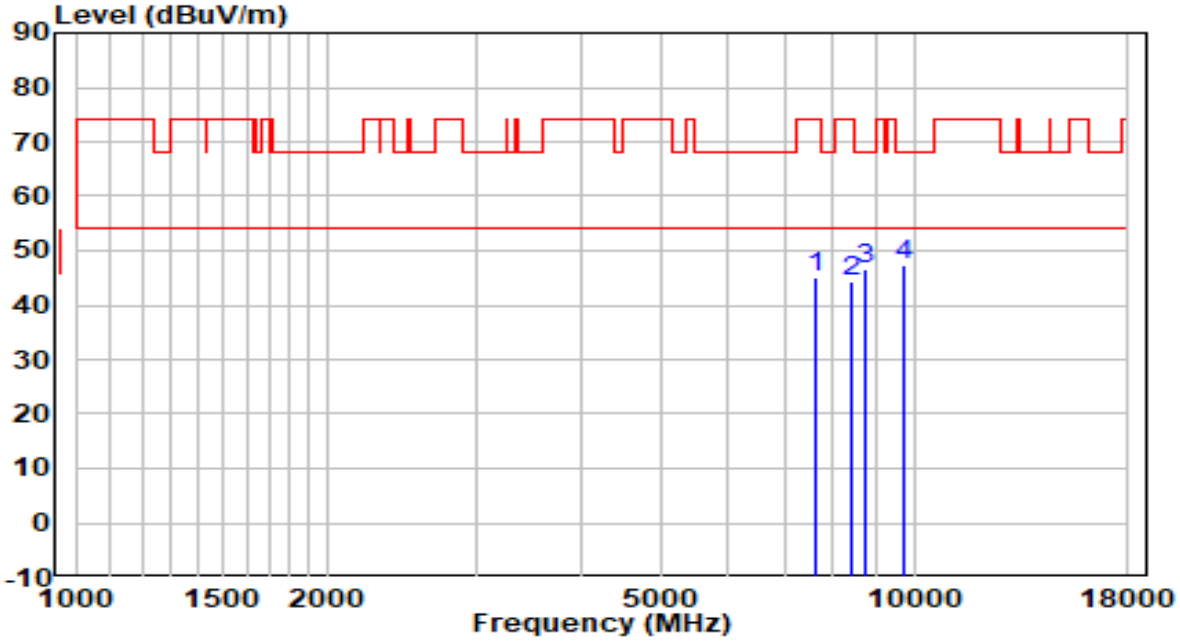

No		Frequency (MHz)	Reading (dBμV)	C.F (dB/m)	Measurement (dBμV/m)	Margin (dB)	Limit (dBμV/m)	Remark (QP/PK/AV)
1		7647.000	32.02	13.14	45.16	-28.84	74.00	Peak
2		8429.000	30.58	13.62	44.20	-29.80	74.00	Peak
3		8726.500	32.54	14.21	46.75	-21.45	68.20	Peak
4	*	9729.500	31.21	16.11	47.32	-20.88	68.20	Peak

Note:

1. " *", means this data is the worst emission level.
2. C.F (Correction Factor) = Antenna Factor (dB/m) + Cable Loss (dB)– Preamplifier(dB).
3. Measurement(dBμV/m) = Reading(dBμV) + C.F (Correction Factor).

EUT	AXE5400 Whole Home Mesh Wi-Fi 6E System	Date of Test	2021-12-06
Factor	BBHA 9120D (1GHz~18GHz)_2021	Temp. / Humidity	26.4°C/43.8%
Polarity	Horizontal	Site / Test Engineer	AC1 / Jay
Test Mode	Transmit by 802.11ax-HE40 at Channel 5795MHz	Test Voltage	120V/60Hz

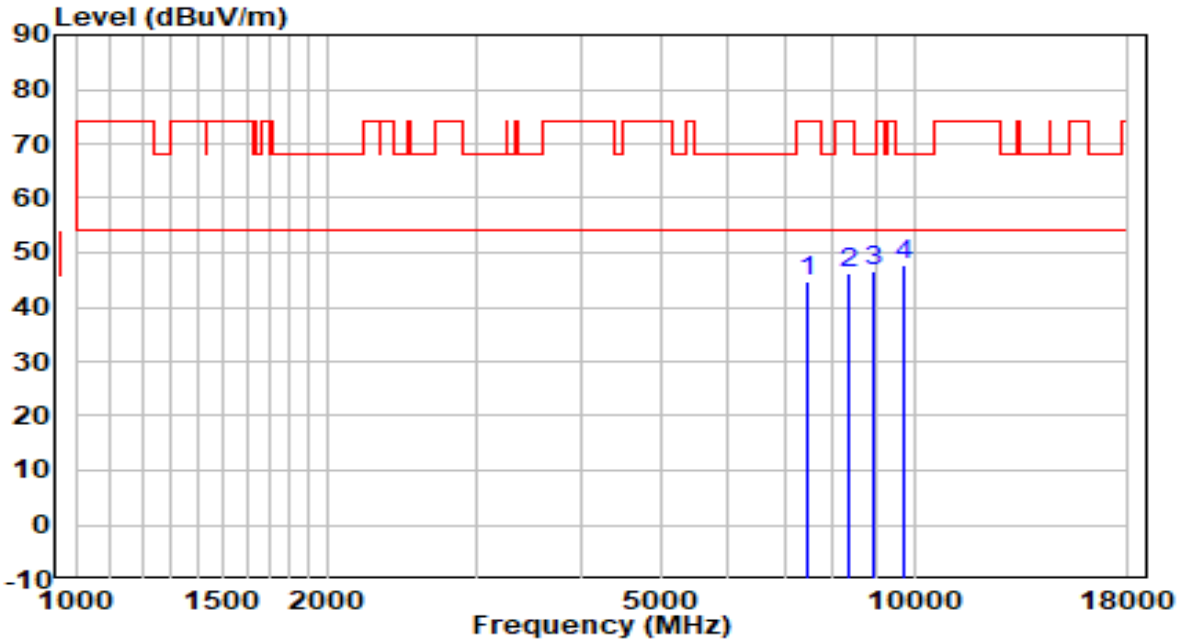

No		Frequency (MHz)	Reading (dBμV)	C.F (dB/m)	Measurement (dBμV/m)	Margin (dB)	Limit (dBμV/m)	Remark (QP/PK/AV)
1		7451.500	31.97	12.80	44.77	-29.23	74.00	Peak
2		8369.500	32.49	13.60	46.08	-27.92	74.00	Peak
3		8913.500	31.89	14.67	46.56	-21.64	68.20	Peak
4	*	9704.000	31.58	16.06	47.64	-20.56	68.20	Peak

Note:

1. " *", means this data is the worst emission level.
2. C.F (Correction Factor) = Antenna Factor (dB/m) + Cable Loss (dB)– Preamplifier(dB).
3. Measurement(dBμV/m) = Reading(dBμV) + C.F (Correction Factor).

EUT	AXE5400 Whole Home Mesh Wi-Fi 6E System	Date of Test	2021-12-06
Factor	BBHA 9120D (1GHz~18GHz)_2021	Temp. / Humidity	26.4°C/43.8%
Polarity	Vertical	Site / Test Engineer	AC1 / Jay
Test Mode	Transmit by 802.11ax-HE40 at Channel 5795MHz	Test Voltage	120V/60Hz

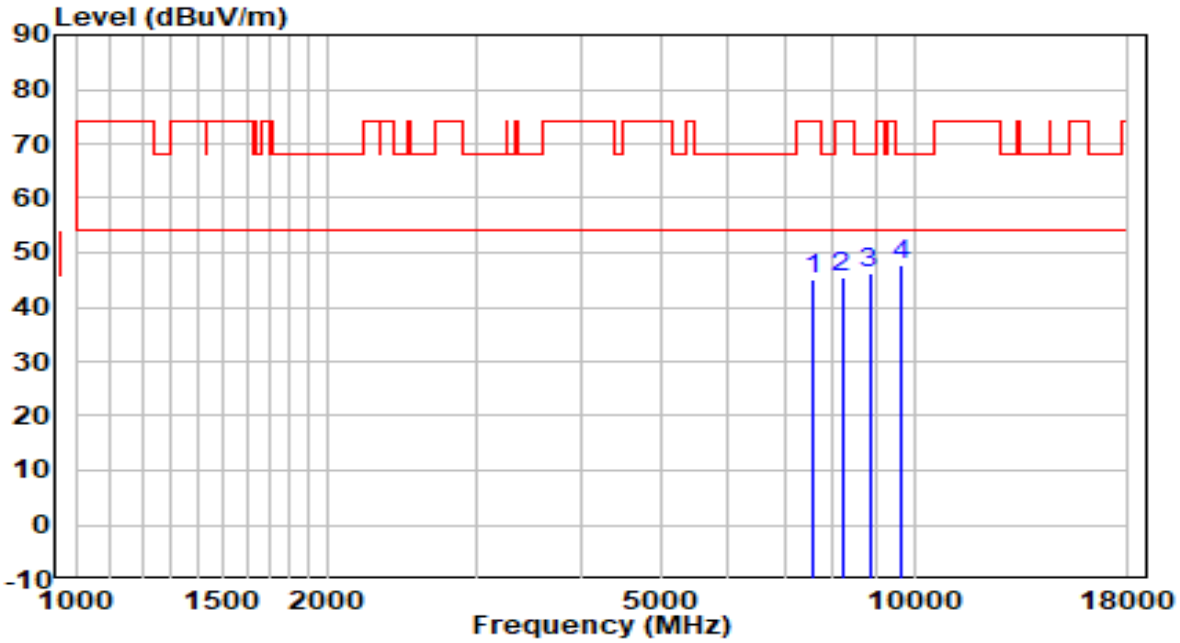

No		Frequency (MHz)	Reading (dBμV)	C.F (dB/m)	Measurement (dBμV/m)	Margin (dB)	Limit (dBμV/m)	Remark (QP/PK/AV)
1		7570.500	32.01	13.07	45.08	-28.92	74.00	Peak
2		8199.500	31.92	13.52	45.44	-28.56	74.00	Peak
3		8845.500	31.75	14.50	46.25	-21.95	68.20	Peak
4	*	9627.500	31.73	15.93	47.66	-20.54	68.20	Peak

Note:

1. " *", means this data is the worst emission level.
2. C.F (Correction Factor) = Antenna Factor (dB/m) + Cable Loss (dB)– Preamplifier(dB).
3. Measurement(dBμV/m) = Reading(dBμV) + C.F (Correction Factor).

EUT	AXE5400 Whole Home Mesh Wi-Fi 6E System	Date of Test	2021-12-06
Factor	BBHA 9120D (1GHz~18GHz)_2021	Temp. / Humidity	26.4°C/43.8%
Polarity	Horizontal	Site / Test Engineer	AC1 / Jay
Test Mode	Transmit by 802.11ax-HE80 at Channel 5210MHz	Test Voltage	120V/60Hz

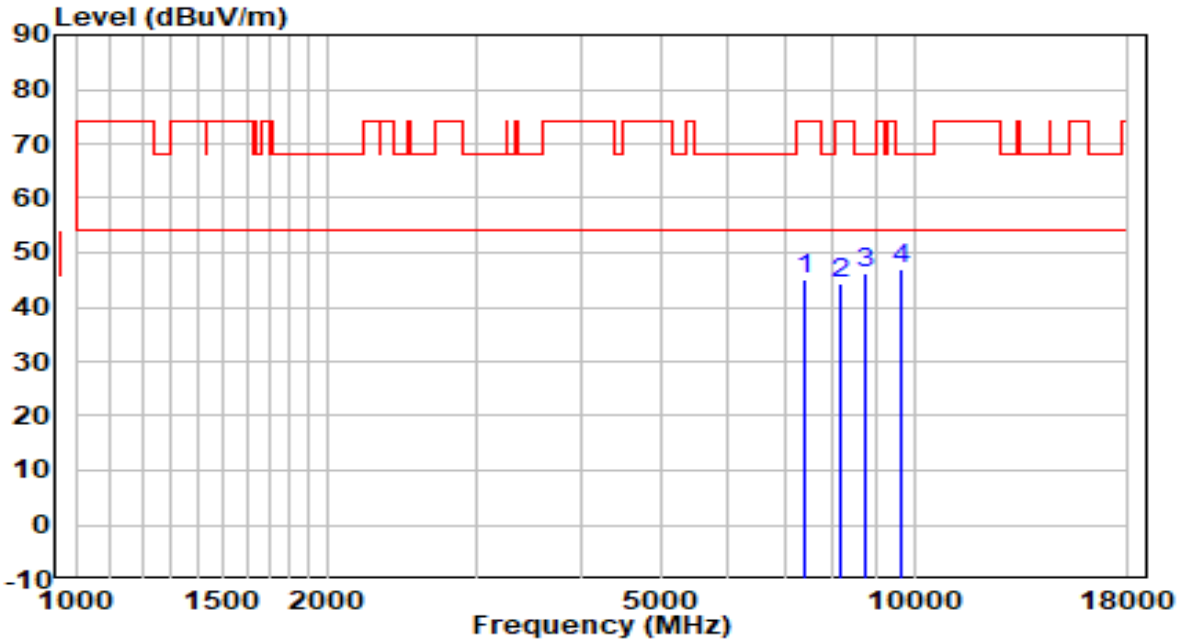

No		Frequency (MHz)	Reading (dBμV)	C.F (dB/m)	Measurement (dBμV/m)	Margin (dB)	Limit (dBμV/m)	Remark (QP/PK/AV)
1		7400.500	32.65	12.57	45.23	-28.77	74.00	Peak
2		8165.500	30.94	13.50	44.44	-29.56	74.00	Peak
3		8769.000	31.79	14.31	46.11	-22.09	68.20	Peak
4	*	9619.000	30.92	15.92	46.84	-21.36	68.20	Peak

Note:

1. " *", means this data is the worst emission level.
2. C.F (Correction Factor) = Antenna Factor (dB/m) + Cable Loss (dB)– Preamplifier(dB).
3. Measurement(dBμV/m) = Reading(dBμV) + C.F (Correction Factor).

EUT	AXE5400 Whole Home Mesh Wi-Fi 6E System	Date of Test	2021-12-06
Factor	BBHA 9120D (1GHz~18GHz)_2021	Temp. / Humidity	26.4°C/43.8%
Polarity	Vertical	Site / Test Engineer	AC1 / Jay
Test Mode	Transmit by 802.11ax-HE80 at Channel 5210MHz	Test Voltage	120V/60Hz

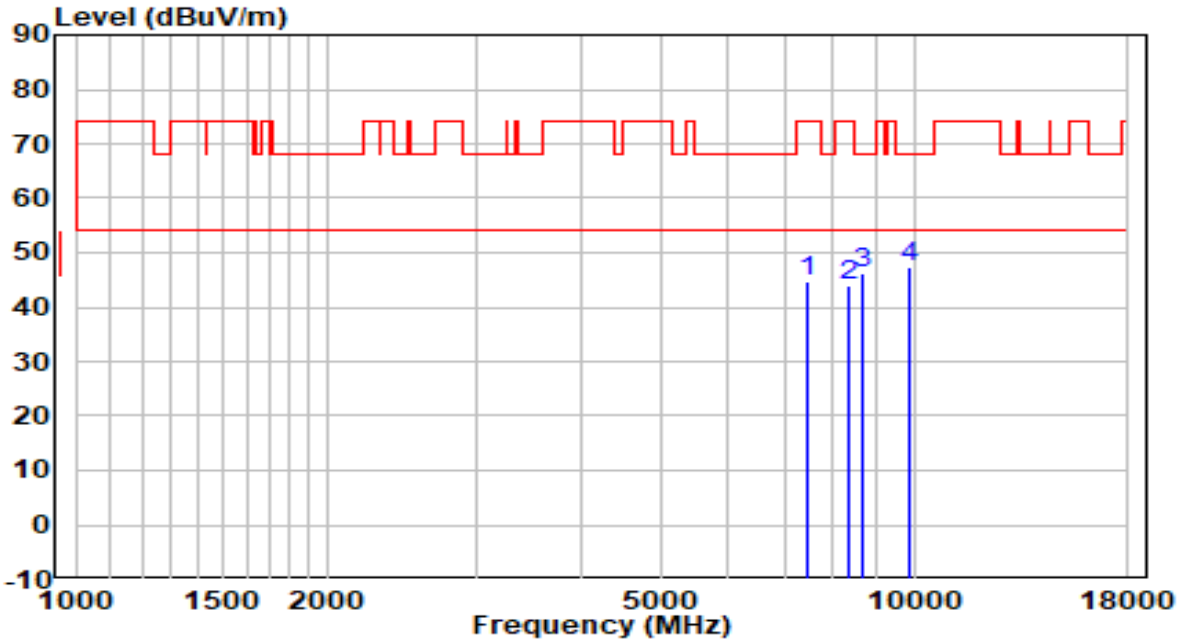

No		Frequency (MHz)	Reading (dBμV)	C.F (dB/m)	Measurement (dBμV/m)	Margin (dB)	Limit (dBμV/m)	Remark (QP/PK/AV)
1		7468.500	31.99	12.88	44.87	-29.13	74.00	Peak
2		8327.000	30.52	13.58	44.10	-29.90	74.00	Peak
3		8658.500	32.11	14.04	46.15	-22.05	68.20	Peak
4	*	9874.000	30.87	16.35	47.22	-20.98	68.20	Peak

Note:

1. " *", means this data is the worst emission level.
2. C.F (Correction Factor) = Antenna Factor (dB/m) + Cable Loss (dB)– Preamplifier(dB).
3. Measurement(dBμV/m) = Reading(dBμV) + C.F (Correction Factor).

EUT	AXE5400 Whole Home Mesh Wi-Fi 6E System	Date of Test	2021-12-06
Factor	BBHA 9120D (1GHz~18GHz)_2021	Temp. / Humidity	26.4°C/43.8%
Polarity	Horizontal	Site / Test Engineer	AC1 / Jay
Test Mode	Transmit by 802.11ax-HE80 at Channel 5775MHz	Test Voltage	120V/60Hz

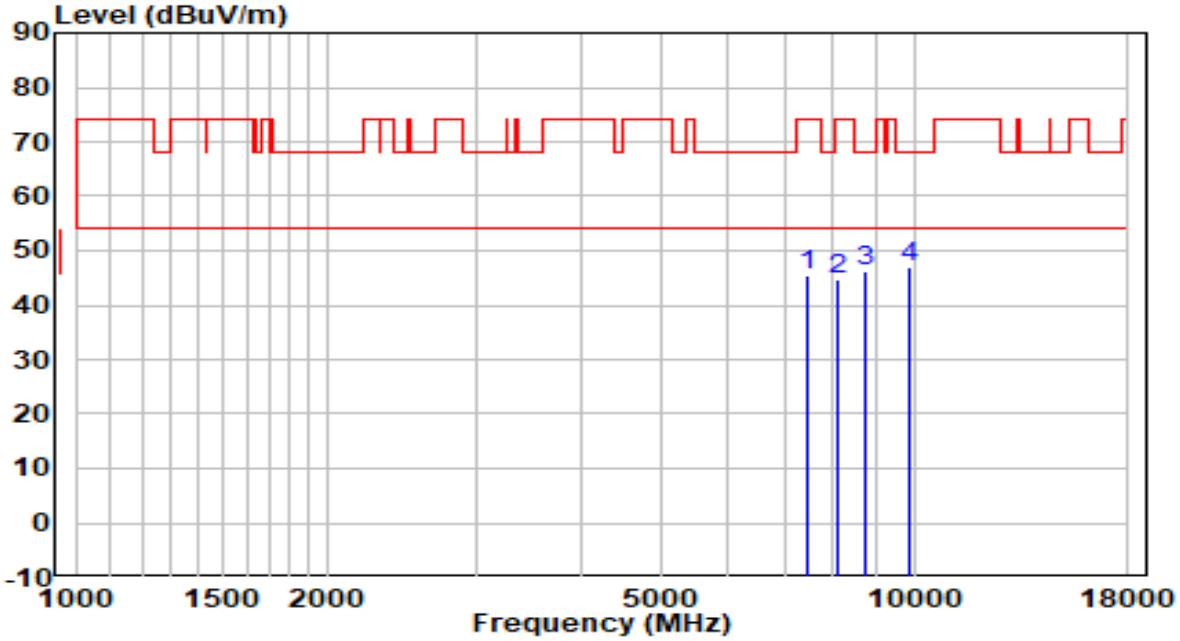

No		Frequency (MHz)	Reading (dBμV)	C.F (dB/m)	Measurement (dBμV/m)	Margin (dB)	Limit (dBμV/m)	Remark (QP/PK/AV)
1		7485.500	32.49	12.95	45.44	-28.56	74.00	Peak
2		8089.000	31.07	13.47	44.54	-29.46	74.00	Peak
3		8752.000	31.80	14.27	46.07	-22.13	68.20	Peak
4	*	9840.000	30.60	16.29	46.89	-21.31	68.20	Peak

Note:

1. " *", means this data is the worst emission level.
2. C.F (Correction Factor) = Antenna Factor (dB/m) + Cable Loss (dB)– Preamplifier(dB).
3. Measurement(dBμV/m) = Reading(dBμV) + C.F (Correction Factor).

EUT	AXE5400 Whole Home Mesh Wi-Fi 6E System	Date of Test	2021-12-06
Factor	BBHA 9120D (1GHz~18GHz)_2021	Temp. / Humidity	26.4°C/43.8%
Polarity	Vertical	Site / Test Engineer	AC1 / Jay
Test Mode	Transmit by 802.11ax-HE80 at Channel 5775MHz	Test Voltage	120V/60Hz

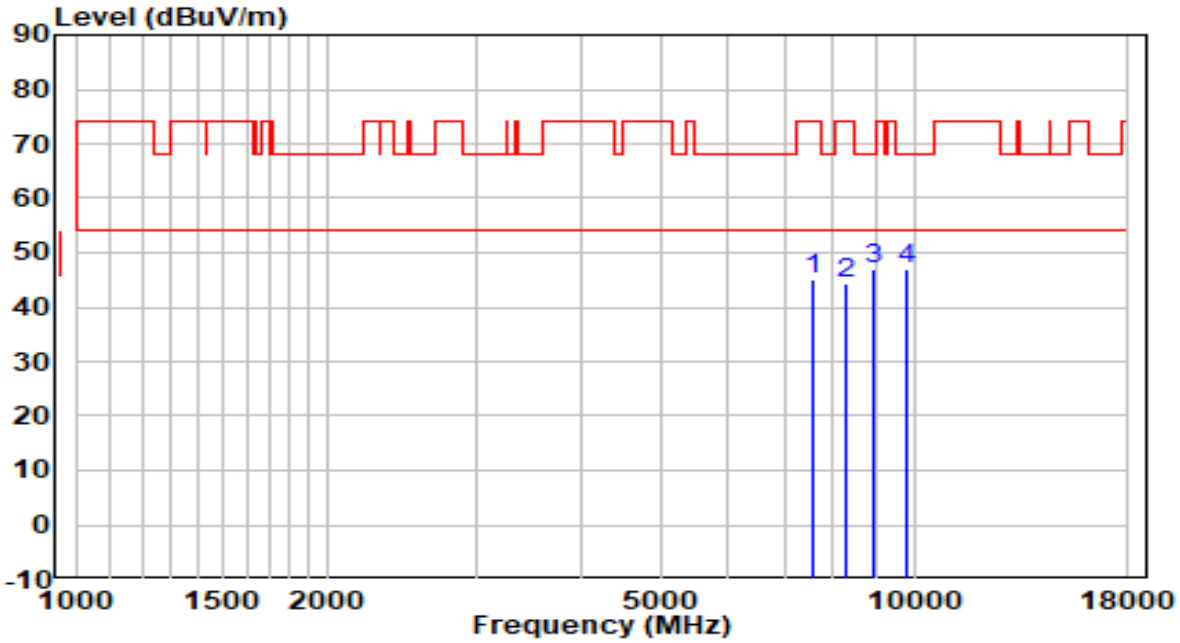

No		Frequency (MHz)	Reading (dBμV)	C.F (dB/m)	Measurement (dBμV/m)	Margin (dB)	Limit (dBμV/m)	Remark (QP/PK/AV)
1		7587.500	32.17	13.09	45.26	-28.74	74.00	Peak
2		8301.500	30.76	13.57	44.33	-29.67	74.00	Peak
3	*	8930.500	32.35	14.71	47.06	-21.14	68.20	Peak
4		9823.000	30.68	16.26	46.94	-21.26	68.20	Peak

Note:

1. " *", means this data is the worst emission level.
2. C.F (Correction Factor) = Antenna Factor (dB/m) + Cable Loss (dB)– Preamplifier(dB).
3. Measurement(dBμV/m) = Reading(dBμV) + C.F (Correction Factor).

EUT	AXE5400 Whole Home Mesh Wi-Fi 6E System	Date of Test	2021-12-06
Factor	BBHA 9120D (1GHz~18GHz)_2021	Temp. / Humidity	26.4°C/43.8%
Polarity	Horizontal	Site / Test Engineer	AC1 / Jay
Test Mode	Transmit by 802.11ax-HE160 at Channel 5250MHz	Test Voltage	120V/60Hz

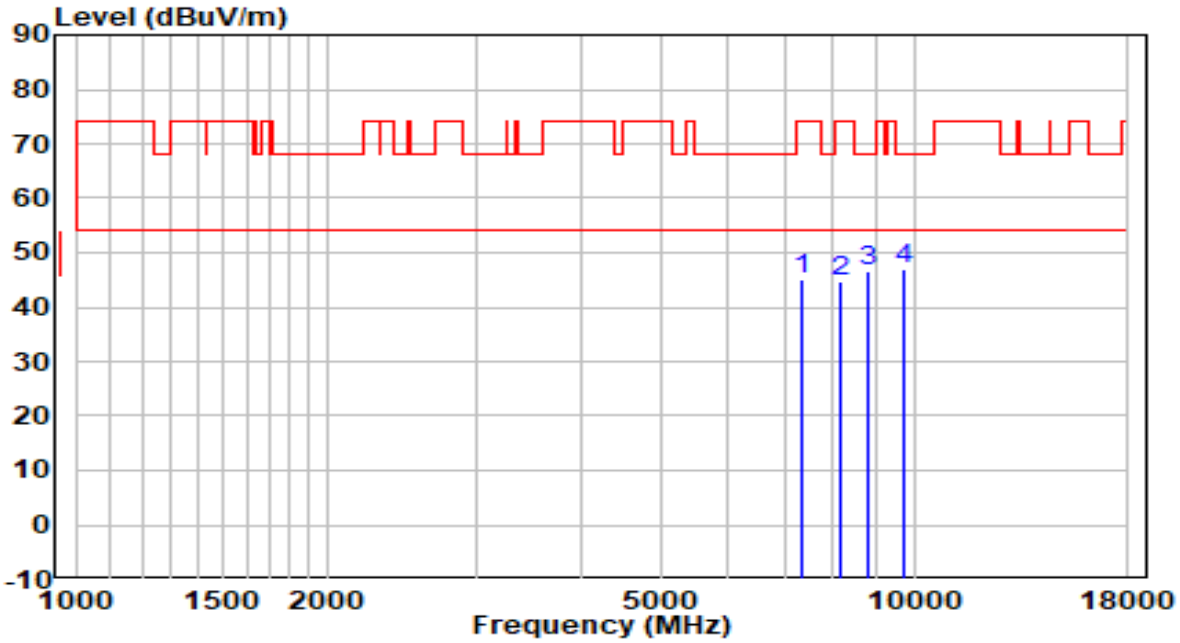

No		Frequency (MHz)	Reading (dBμV)	C.F (dB/m)	Measurement (dBμV/m)	Margin (dB)	Limit (dBμV/m)	Remark (QP/PK/AV)
1		7341.000	32.68	12.31	44.99	-29.01	74.00	Peak
2		8182.500	31.16	13.51	44.67	-29.33	74.00	Peak
3		8794.500	32.21	14.38	46.58	-21.62	68.20	Peak
4	*	9755.000	30.95	16.15	47.09	-21.11	68.20	Peak

Note:

1. " *", means this data is the worst emission level.
2. C.F (Correction Factor) = Antenna Factor (dB/m) + Cable Loss (dB)– Preamplifier(dB).
3. Measurement(dBμV/m) = Reading(dBμV) + C.F (Correction Factor).

EUT	AXE5400 Whole Home Mesh Wi-Fi 6E System	Date of Test	2021-12-06
Factor	BBHA 9120D (1GHz~18GHz)_2021	Temp. / Humidity	26.4°C/43.8%
Polarity	Vertical	Site / Test Engineer	AC1 / Jay
Test Mode	Transmit by 802.11ax-HE160 at Channel 5250MHz	Test Voltage	120V/60Hz

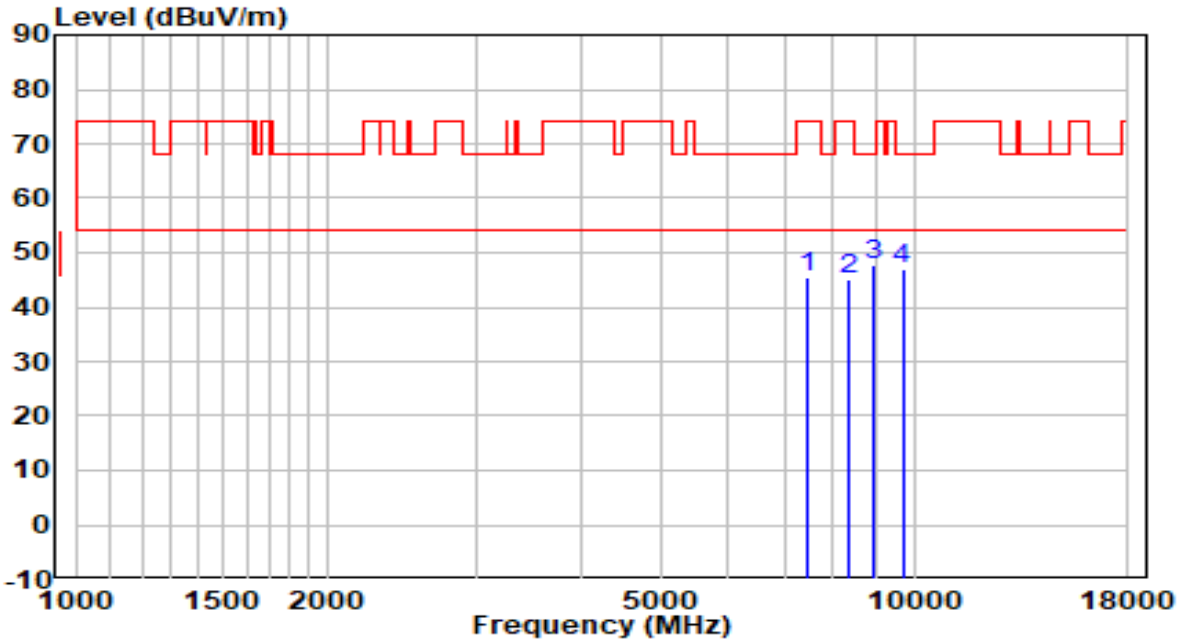

No		Frequency (MHz)	Reading (dBμV)	C.F (dB/m)	Measurement (dBμV/m)	Margin (dB)	Limit (dBμV/m)	Remark (QP/PK/AV)
1		7485.500	32.71	12.95	45.66	-28.34	74.00	Peak
2		8369.500	31.46	13.60	45.06	-28.94	74.00	Peak
3	*	8922.000	33.00	14.69	47.69	-20.51	68.20	Peak
4		9687.000	30.83	16.03	46.86	-21.34	68.20	Peak

Note:

1. " *", means this data is the worst emission level.
2. C.F (Correction Factor) = Antenna Factor (dB/m) + Cable Loss (dB)– Preamplifier(dB).
3. Measurement(dBμV/m) = Reading(dBμV) + C.F (Correction Factor).

7.9. Radiated Restricted Band Edge Measurement

7.9.1.Test Limit

For 15.205 requirement:

Radiated emissions which fall in the restricted bands, as defined in Section 15.205(a) of FCC part 15, must also comply with the radiated emission limits specified in Section 15.209(a).

Frequency (MHz)	Frequency (MHz)	Frequency (MHz)	Frequency (GHz)
0.090 - 0.110	16.42-16.423	399.9 - 410	4.5-5.15
[1] 0.495 - 0.505	16.69475-16.69525	608 - 614	5.35-5.46
2.1735-2.1905	16.80425-16.80475	960 - 1240	7.25-7.75
4.125-4.128	25.5 -25.67	1300 - 1427	8.025 - 8.5
4.17725-4.17775	37.5-38.25	1435-1626.5	9.0-9.2
4.20725-4.20775	73-74.6	1645.5-1646.5	9.3-9.5
6.215-6.218	74.8-75.2	1660 - 1710	10.6-12.7
6.26775-6.26825	108-121.94	1718.8-1722.2	13.25-13.4
6.31175-6.31225	123 - 138	2200 - 2300	14.47-14.5
8.291-8.294	149.9-150.05	2310 - 2390	15.35-16.2
8.362-8.366	156.52475-156.525	2483.5 - 2500	17.7-21.4
8.37625-8.38675	156.7-156.9	2690 - 2900	22.01-23.12
8.41425-8.41475	162.0125-167.17	3260 - 3267	23.6-24.0
12.29-12.293	167.72-173.2	3332 - 3339	31.2-31.8
12.51975-12.52025	240 - 285	3345.8 - 3358	36.43-36.5
12.57675-12.57725	322-335.4	3600 - 4400	([2])
13.36-13.41	--	--	--

For 15.407(b) requirement:

For transmitters operating in the 5.15-5.25 GHz band: All emissions outside of the 5.15-5.35 GHz band shall not exceed an e.i.r.p. of -27 dBm/MHz.

For transmitters operating in the 5.725-5.85 GHz band: All emissions shall be limited to a level of −27 dBm/MHz at 75 MHz or more above or below the band edge increasing linearly to 10 dBm/MHz at 25 MHz above or below the band edge, and from 25 MHz above or below the band edge increasing linearly to a level of 15.6 dBm/MHz at 5 MHz above or below the band edge, and from 5 MHz above or below the band edge increasing linearly to a level of 27 dBm/MHz at the band edge.

Refer to KDB 789033 D02v02r01 G)2)c), as specified in § 15.407(b), emissions above 1000 MHz

that are outside of the restricted bands are subject to a maximum emission limit of -27 dBm/MHz (or -17 dBm/MHz as specified in § 15.407(b)(4)). However, an out-of-band emission that complies with both the peak and average limits of § 15.209 is not required to satisfy the -27 dBm/MHz or -17 dBm/MHz maximum emission limit.

All out of band emissions appearing in a restricted band as specified in Section 15.205 of the Title 47CFR must not exceed the limits shown in Table per Section 15.209.

FCC Part 15 Subpart C Paragraph 15.209		
Frequency [MHz]	Field Strength [uV/m]	Measured Distance [Meters]
0.009 - 0.490	2400/F (kHz)	300
0.490 - 1.705	24000/F (kHz)	30
1.705 - 30	30	30
30 - 88	100	3
88 - 216	150	3
216 - 960	200	3
Above 960	500	3

7.9.2.Test Procedure Used

KDB 789033 D02v02r01 – Section G

7.9.3.Test Setting

Peak Measurements above 1GHz

1. Analyzer center frequency was set to the frequency of the radiated spurious emission of interest
2. RBW = 1MHz
3. VBW = 3MHz
4. Detector = peak
5. Sweep time = auto couple
6. Trace mode = max hold
7. Trace was allowed to stabilize

Average Measurements above 1GHz (Method VB)

1. Analyzer center frequency was set to the frequency of the radiated spurious emission of interest
2. RBW = 1MHz
3. VBW, If the EUT is configured to transmit with duty cycle ≥ 98%, set VBW ≤ RBW/100 (i.e., 10 kHz) but not less than 10 Hz. If the EUT duty cycle is < 98%, set VBW ≥ 1/T.
4. Detector = Peak
5. Sweep time = auto
6. Allow max hold to run for at least 50 traces if the transmitted signal is continuous or has at least 98% duty cycle. For lower duty cycles, increase the minimum number of traces by a factor of 1/x, where x is the duty cycle.

7.9.4.Test Setup

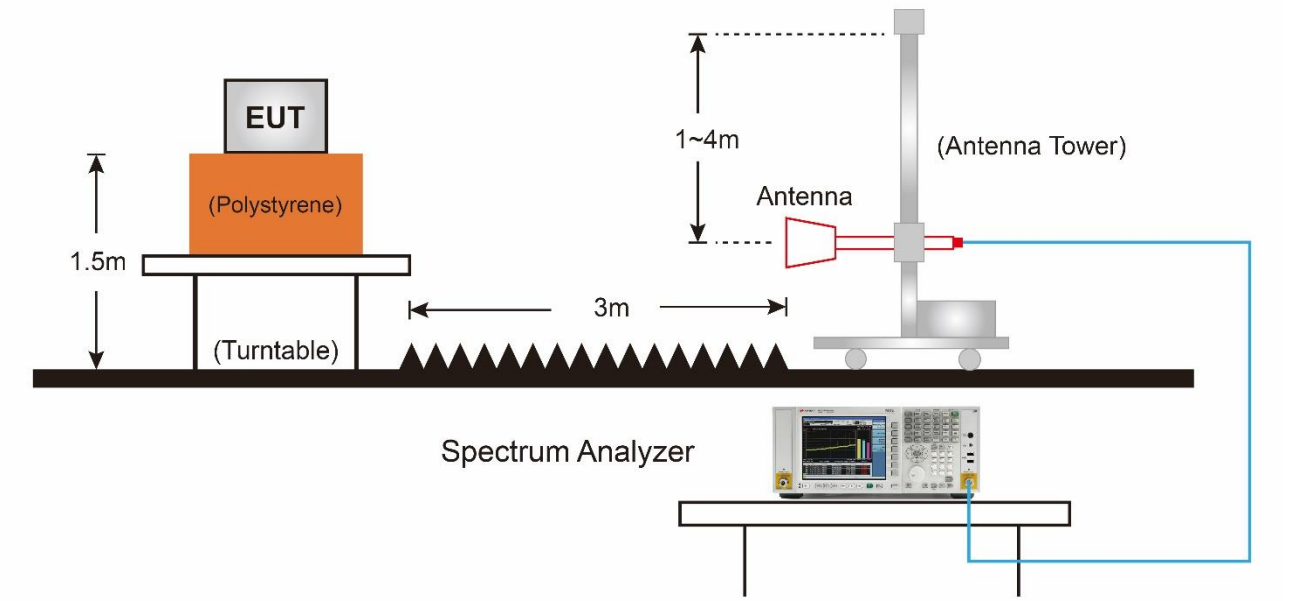

7.9.5.Test Result

EUT	AXE5400 Whole Home Mesh Wi-Fi 6E System	Date of Test	2021-12-06
Factor	BBHA 9120D (1GHz~18GHz)_2021	Temp. / Humidity	26.2°C/53.4%
Polarity	Horizontal	Site / Test Engineer	AC1 / Jay
Test Mode	Transmit by 802.11a at Channel 5180MHz	Test Voltage	120V/60Hz

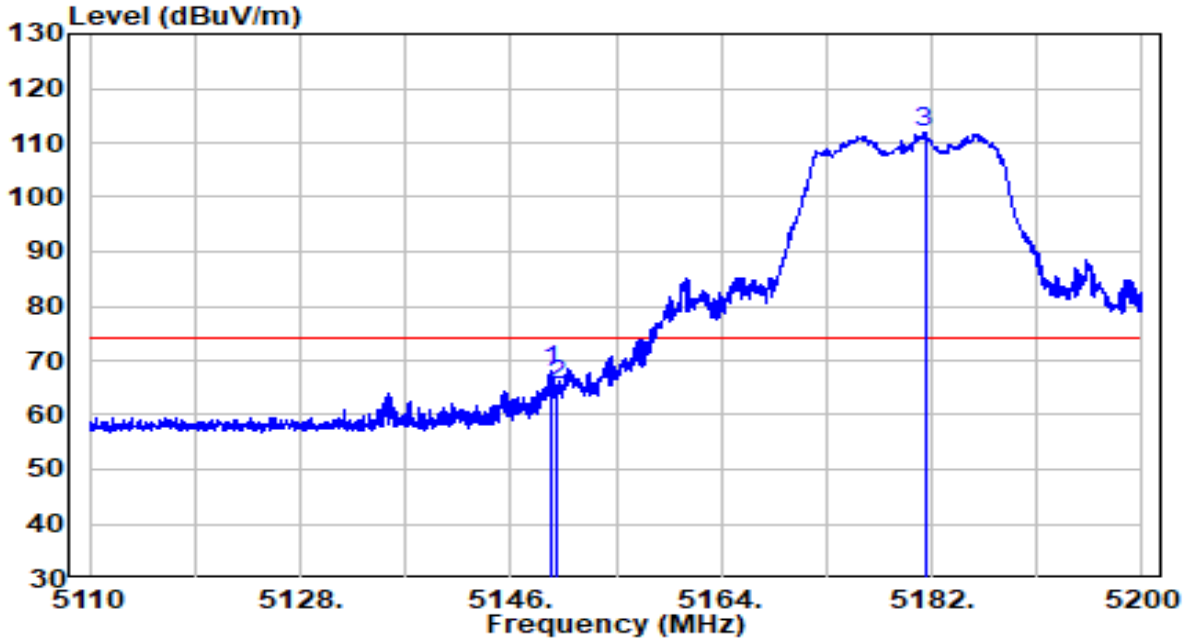

No		Frequency (MHz)	Reading (dBμV)	C.F (dB/m)	Measurement (dBμV/m)	Margin (dB)	Limit (dBμV/m)	Remark (QP/PK/AV)
1		5149.375	47.92	20.19	68.12	-5.88	74.00	Peak
2		5150.000	45.26	20.20	65.45	-8.55	74.00	Peak
3	*	5181.415	91.53	20.25	111.78	N/A	N/A	Peak

Note:

1. " *", means this data is the worst emission level.

2. C.F (Correction Factor) = Antenna Factor (dB/m) + Cable Loss (dB) + 16dB Attenuation (dB) – Preamplifier(dB).

3. Measurement(dBμV/m) = Reading(dBμV) + C.F (Correction Factor).

EUT	AXE5400 Whole Home Mesh Wi-Fi 6E System	Date of Test	2021-12-06
Factor	BBHA 9120D (1GHz~18GHz)_2021	Temp. / Humidity	26.2°C/53.4%
Polarity	Horizontal	Site / Test Engineer	AC1 / Jay
Test Mode	Transmit by 802.11a at Channel 5180MHz	Test Voltage	120V/60Hz

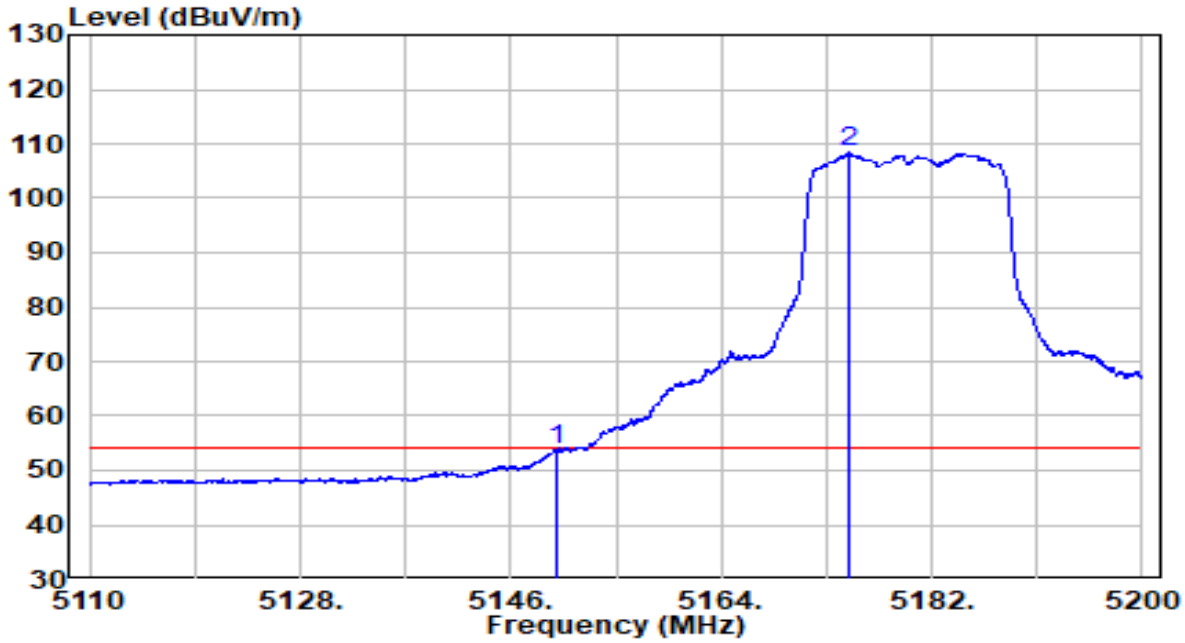

No		Frequency (MHz)	Reading (dBμV)	C.F (dB/m)	Measurement (dBμV/m)	Margin (dB)	Limit (dBμV/m)	Remark (QP/PK/AV)
1		5150.000	33.51	20.20	53.71	-0.29	54.00	Average
2	*	5174.980	88.09	20.24	108.33	N/A	N/A	Average

Note:

1. " *", means this data is the worst emission level.
2. C.F (Correction Factor) = Antenna Factor (dB/m) + Cable Loss (dB) + 16dB Attenuation (dB) – Preamplifier(dB).
3. Measurement(dBμV/m) = Reading(dBμV) + C.F (Correction Factor).

EUT	AXE5400 Whole Home Mesh Wi-Fi 6E System	Date of Test	2021-12-06
Factor	BBHA 9120D (1GHz~18GHz)_2021	Temp. / Humidity	26.2°C/53.4%
Polarity	Vertical	Site / Test Engineer	AC1 / Jay
Test Mode	Transmit by 802.11a at Channel 5180MHz	Test Voltage	120V/60Hz

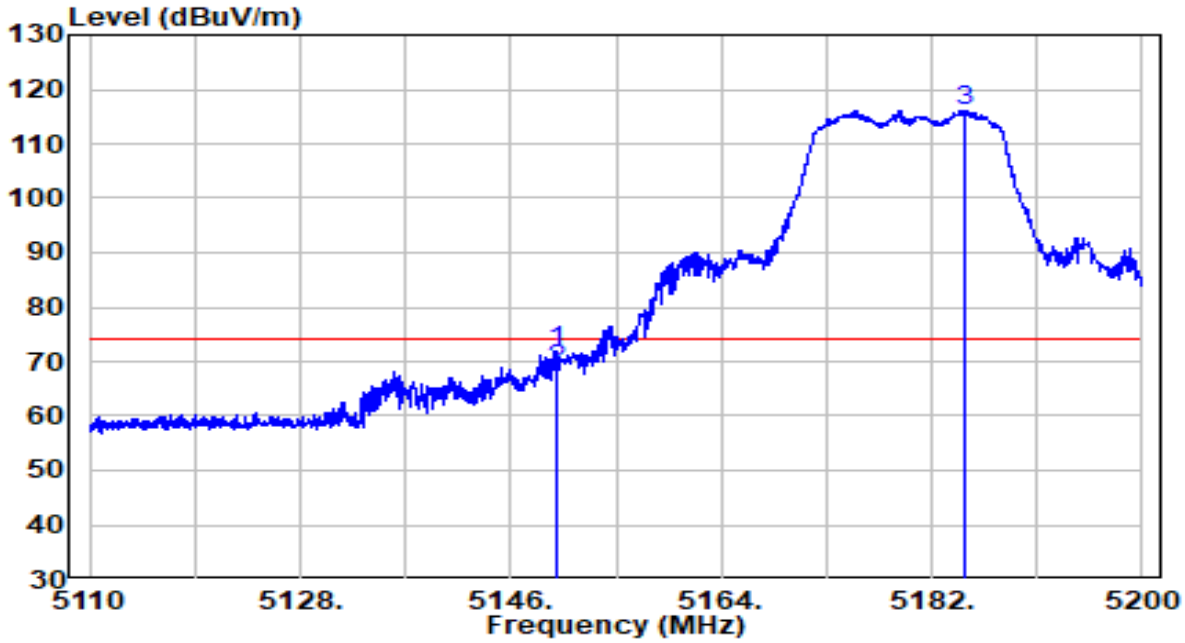

No		Frequency (MHz)	Reading (dBμV)	C.F (dB/m)	Measurement (dBμV/m)	Margin (dB)	Limit (dBμV/m)	Remark (QP/PK/AV)
1		5149.870	51.56	20.20	71.76	-2.24	74.00	Peak
2		5150.000	48.26	20.20	68.46	-5.54	74.00	Peak
3	*	5184.925	95.85	20.25	116.10	N/A	N/A	Peak

Note:

1. " *", means this data is the worst emission level.

2. C.F (Correction Factor) = Antenna Factor (dB/m) + Cable Loss (dB) + 16dB Attenuation (dB) – Preamplifier(dB).

3. Measurement(dBμV/m) = Reading(dBμV) + C.F (Correction Factor).

EUT	AXE5400 Whole Home Mesh Wi-Fi 6E System	Date of Test	2021-12-06
Factor	BBHA 9120D (1GHz~18GHz)_2021	Temp. / Humidity	26.2°C/53.4%
Polarity	Vertical	Site / Test Engineer	AC1 / Jay
Test Mode	Transmit by 802.11a at Channel 5180MHz	Test Voltage	120V/60Hz

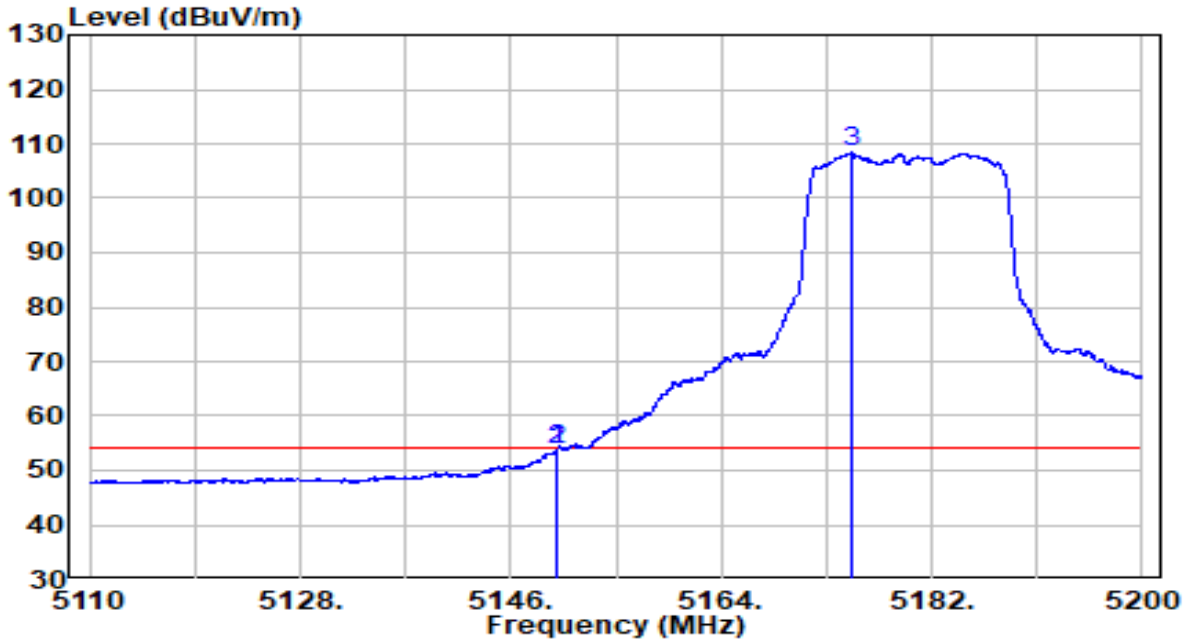

No		Frequency (MHz)	Reading (dBμV)	C.F (dB/m)	Measurement (dBμV/m)	Margin (dB)	Limit (dBμV/m)	Remark (QP/PK/AV)
1		5149.960	33.57	20.20	53.77	-0.23	54.00	Average
2		5150.000	33.55	20.20	53.75	-0.25	54.00	Average
3	*	5175.115	88.15	20.24	108.39	N/A	N/A	Average

Note:

1. " *", means this data is the worst emission level.

2. C.F (Correction Factor) = Antenna Factor (dB/m) + Cable Loss (dB) + 16dB Attenuation (dB) – Preamplifier(dB).

3. Measurement(dBμV/m) = Reading(dBμV) + C.F (Correction Factor).

EUT	AXE5400 Whole Home Mesh Wi-Fi 6E System	Date of Test	2021-12-06
Factor	BBHA 9120D (1GHz~18GHz)_2021	Temp. / Humidity	26.2°C/53.4%
Polarity	Horizontal	Site / Test Engineer	AC1 / Jay
Test Mode	Transmit by 802.11a at Channel 5745MHz	Test Voltage	120V/60Hz

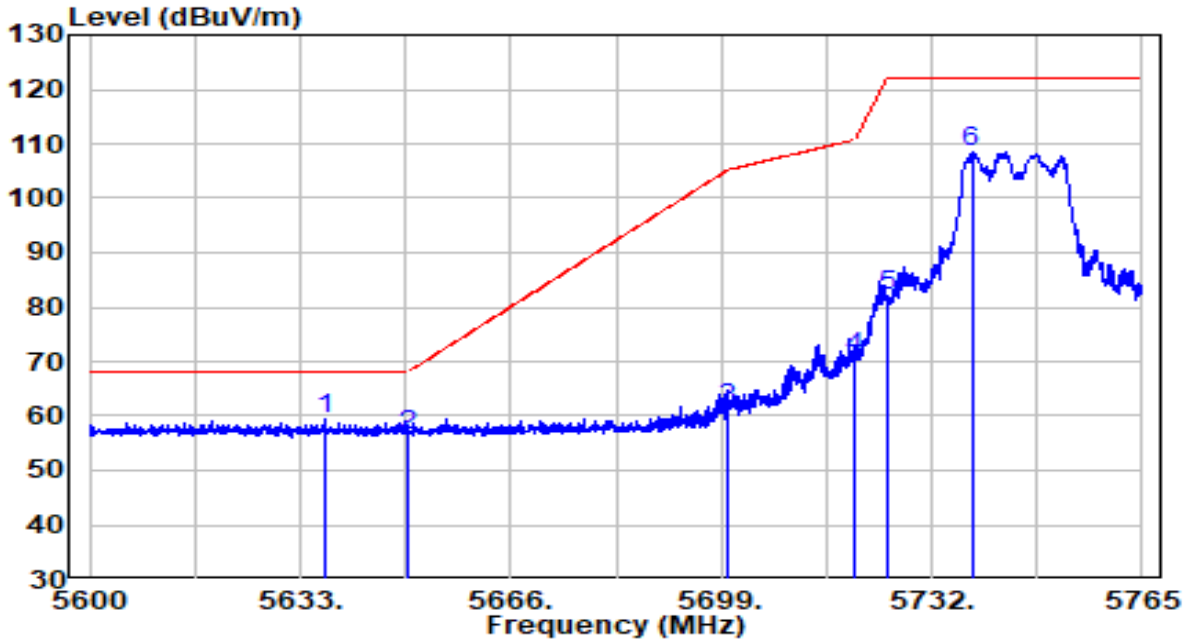

No		Frequency (MHz)	Reading (dBμV)	C.F (dB/m)	Measurement (dBμV/m)	Margin (dB)	Limit (dBμV/m)	Remark (QP/PK/AV)
1	*	5636.712	38.20	21.27	59.47	-8.73	68.20	Peak
2		5650.000	35.23	21.32	56.54	-11.66	68.20	Peak
3		5700.000	39.86	21.50	61.36	-43.84	105.20	Peak
4		5720.000	49.22	21.57	70.79	-40.01	110.80	Peak
5		5725.000	60.60	21.59	82.19	-40.01	122.20	Peak
6		5738.270	86.77	21.64	108.41	N/A	N/A	Peak

Note:

1. " *", means this data is the worst emission level.
2. C.F (Correction Factor) = Antenna Factor (dB/m) + Cable Loss (dB) + 16dB Attenuation (dB) – Preamplifier(dB).
3. Measurement(dBμV/m) = Reading(dBμV) + C.F (Correction Factor).

EUT	AXE5400 Whole Home Mesh Wi-Fi 6E System	Date of Test	2021-12-06
Factor	BBHA 9120D (1GHz~18GHz)_2021	Temp. / Humidity	26.2°C/53.4%
Polarity	Vertical	Site / Test Engineer	AC1 / Jay
Test Mode	Transmit by 802.11a at Channel 5745MHz	Test Voltage	120V/60Hz

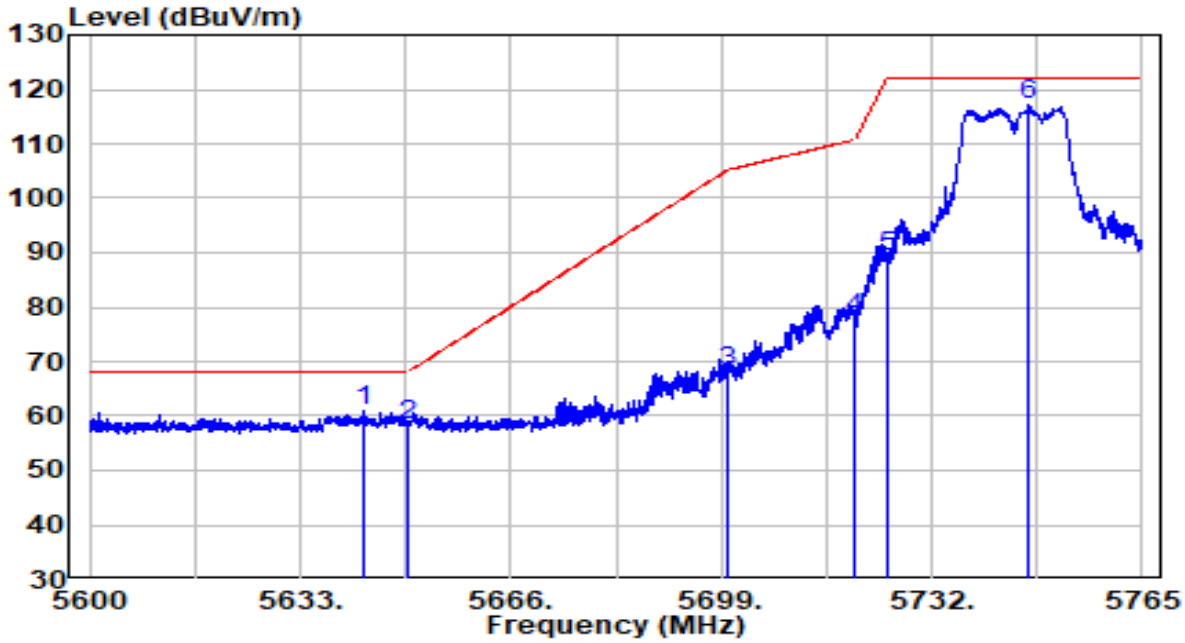

No		Frequency (MHz)	Reading (dBμV)	C.F (dB/m)	Measurement (dBμV/m)	Margin (dB)	Limit (dBμV/m)	Remark (QP/PK/AV)
1		5643.147	39.54	21.29	60.83	-7.37	68.20	Peak
2		5650.000	37.16	21.32	58.48	-9.72	68.20	Peak
3		5700.000	46.45	21.50	67.95	-37.25	105.20	Peak
4		5720.000	56.53	21.57	78.11	-32.69	110.80	Peak
5		5725.000	67.62	21.59	89.21	-32.99	122.20	Peak
6	*	5747.180	95.50	21.67	117.17	N/A	N/A	Peak

Note:

1. " *", means this data is the worst emission level.
2. C.F (Correction Factor) = Antenna Factor (dB/m) + Cable Loss (dB) + 16dB Attenuation (dB) – Preamplifier(dB).
3. Measurement(dBμV/m) = Reading(dBμV) + C.F (Correction Factor).

EUT	AXE5400 Whole Home Mesh Wi-Fi 6E System	Date of Test	2021-12-06
Factor	BBHA 9120D (1GHz~18GHz)_2021	Temp. / Humidity	26.2°C/53.4%
Polarity	Horizontal	Site / Test Engineer	AC1 / Jay
Test Mode	Transmit by 802.11a at Channel 5825MHz	Test Voltage	120V/60Hz

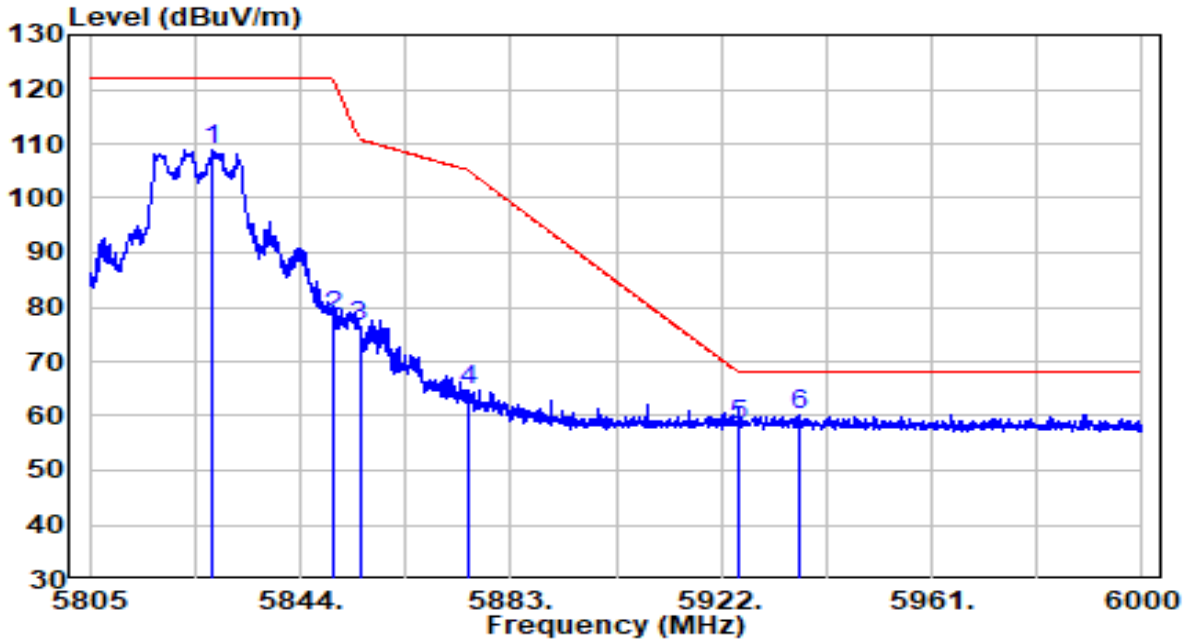

No		Frequency (MHz)	Reading (dBμV)	C.F (dB/m)	Measurement (dBμV/m)	Margin (dB)	Limit (dBμV/m)	Remark (QP/PK/AV)
1		5827.815	86.91	21.96	108.87	N/A	N/A	Peak
2		5850.000	56.35	22.04	78.40	-43.80	122.20	Peak
3		5855.000	54.30	22.06	76.36	-34.44	110.80	Peak
4		5875.000	42.48	22.14	64.62	-40.58	105.20	Peak
5		5925.000	35.95	22.32	58.26	-9.94	68.20	Peak
6	*	5936.625	37.81	22.36	60.17	-8.03	68.20	Peak

Note:

1. " *", means this data is the worst emission level.
2. C.F (Correction Factor) = Antenna Factor (dB/m) + Cable Loss (dB) + 16dB Attenuation (dB) – Preamplifier(dB).
3. Measurement(dBμV/m) = Reading(dBμV) + C.F (Correction Factor).

EUT	AXE5400 Whole Home Mesh Wi-Fi 6E System	Date of Test	2021-12-06
Factor	BBHA 9120D (1GHz~18GHz)_2021	Temp. / Humidity	26.2°C/53.4%
Polarity	Vertical	Site / Test Engineer	AC1 / Jay
Test Mode	Transmit by 802.11a at Channel 5825MHz	Test Voltage	120V/60Hz

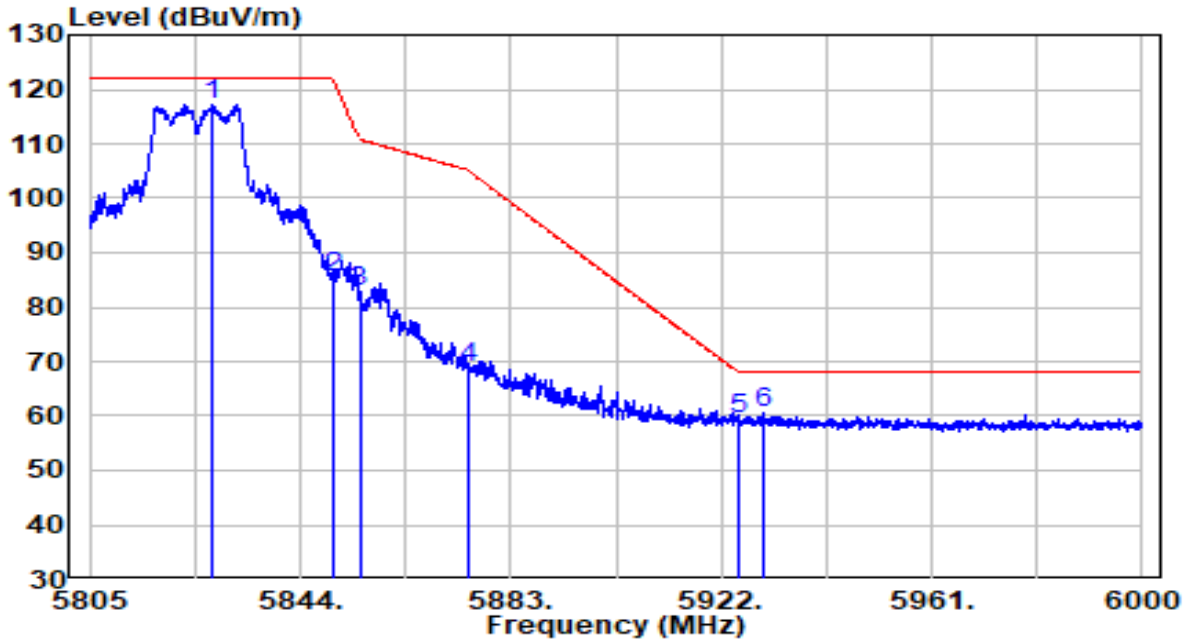

No		Frequency (MHz)	Reading (dBμV)	C.F (dB/m)	Measurement (dBμV/m)	Margin (dB)	Limit (dBμV/m)	Remark (QP/PK/AV)
1	*	5827.815	95.22	21.96	117.18	N/A	N/A	Peak
2		5850.000	63.46	22.04	85.50	-36.70	122.20	Peak
3		5855.000	60.75	22.06	82.81	-27.99	110.80	Peak
4		5875.000	46.60	22.14	68.73	-36.47	105.20	Peak
5		5925.000	37.10	22.32	59.42	-8.78	68.20	Peak
6		5929.703	38.05	22.33	60.38	-7.82	68.20	Peak

Note:

1. " *", means this data is the worst emission level.
2. C.F (Correction Factor) = Antenna Factor (dB/m) + Cable Loss (dB) + 16dB Attenuation (dB) – Preamplifier(dB).
3. Measurement(dBμV/m) = Reading(dBμV) + C.F (Correction Factor).

EUT	AXE5400 Whole Home Mesh Wi-Fi 6E System	Date of Test	2021-12-06
Factor	BBHA 9120D (1GHz~18GHz)_2021	Temp. / Humidity	26.2°C/53.4%
Polarity	Horizontal	Site / Test Engineer	AC1 / Jay
Test Mode	Transmit by 802.11ac-VHT20 at Channel 5180MHz	Test Voltage	120V/60Hz

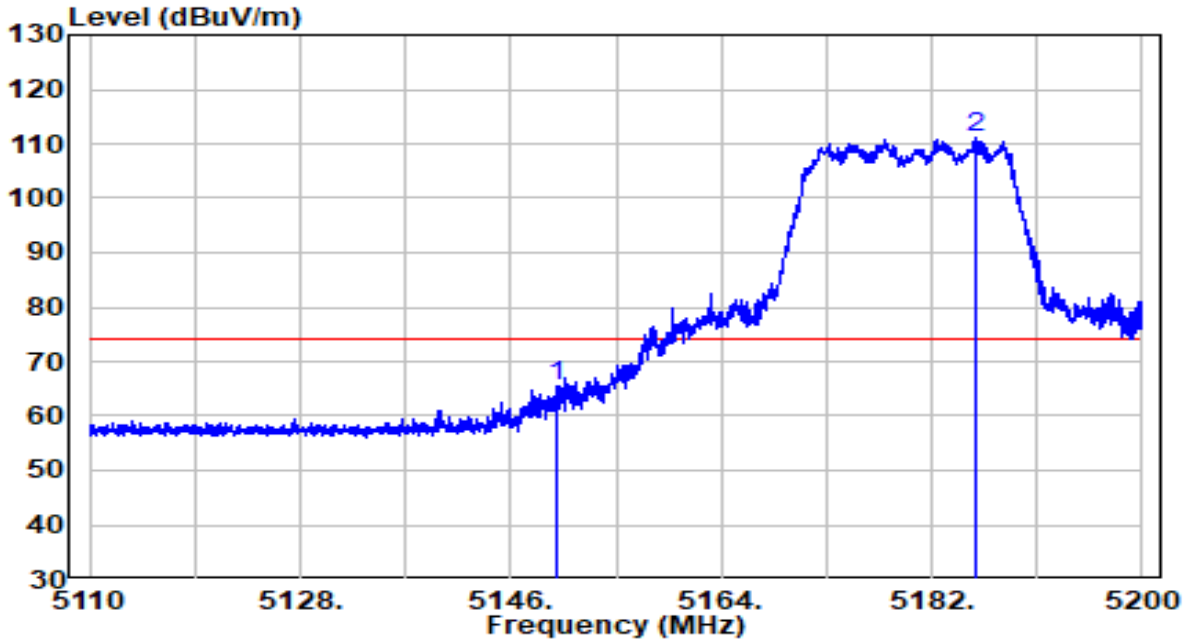

No		Frequency (MHz)	Reading (dBμV)	C.F (dB/m)	Measurement (dBμV/m)	Margin (dB)	Limit (dBμV/m)	Remark (QP/PK/AV)
1		5150.000	45.26	20.20	65.45	-8.55	74.00	Peak
2	*	5185.690	90.79	20.25	111.05	N/A	N/A	Peak

Note:

1. " *", means this data is the worst emission level.

2. C.F (Correction Factor) = Antenna Factor (dB/m) + Cable Loss (dB) + 16dB Attenuation (dB) – Preamplifier(dB).

3. Measurement(dBμV/m) = Reading(dBμV) + C.F (Correction Factor).

EUT	AXE5400 Whole Home Mesh Wi-Fi 6E System	Date of Test	2021-12-06
Factor	BBHA 9120D (1GHz~18GHz)_2021	Temp. / Humidity	26.2°C/53.4%
Polarity	Horizontal	Site / Test Engineer	AC1 / Jay
Test Mode	Transmit by 802.11ac-VHT20 at Channel 5180MHz	Test Voltage	120V/60Hz

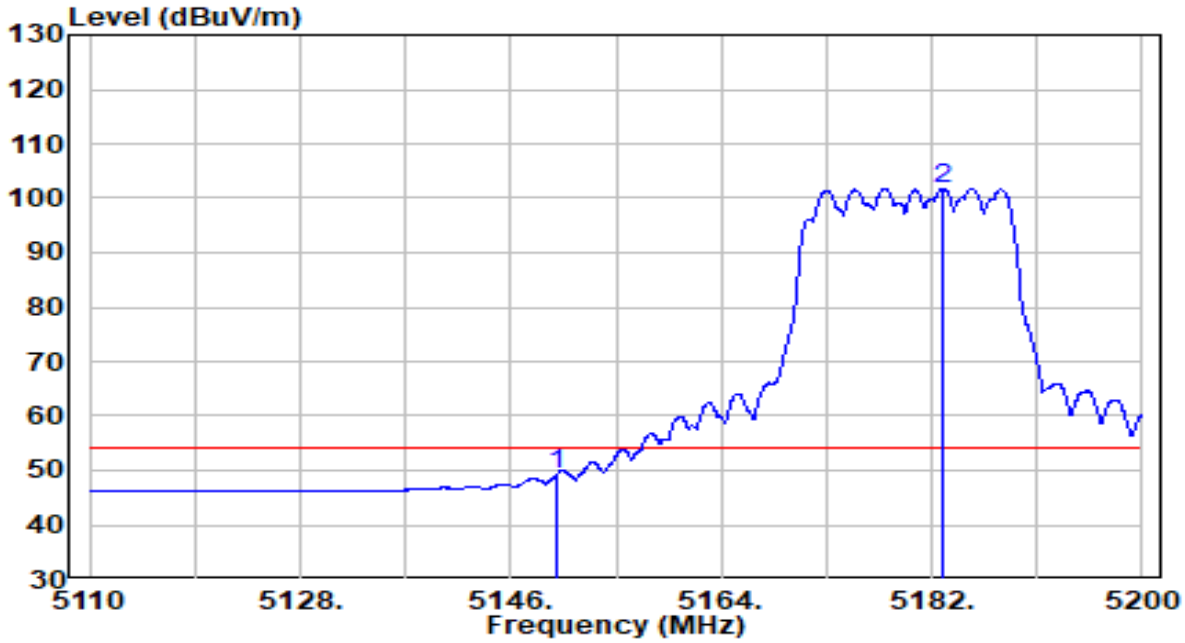

No		Frequency (MHz)	Reading (dBμV)	C.F (dB/m)	Measurement (dBμV/m)	Margin (dB)	Limit (dBμV/m)	Remark (QP/PK/AV)
1		5150.000	29.23	20.20	49.42	-4.58	54.00	Average
2	*	5182.945	81.61	20.25	101.86	N/A	N/A	Average

Note:

1. " *", means this data is the worst emission level.
2. C.F (Correction Factor) = Antenna Factor (dB/m) + Cable Loss (dB) + 16dB Attenuation (dB) – Preamplifier(dB).
3. Measurement(dBμV/m) = Reading(dBμV) + C.F (Correction Factor).

EUT	AXE5400 Whole Home Mesh Wi-Fi 6E System	Date of Test	2021-12-06
Factor	BBHA 9120D (1GHz~18GHz)_2021	Temp. / Humidity	26.2°C/53.4%
Polarity	Vertical	Site / Test Engineer	AC1 / Jay
Test Mode	Transmit by 802.11ac-VHT20 at Channel 5180MHz	Test Voltage	120V/60Hz

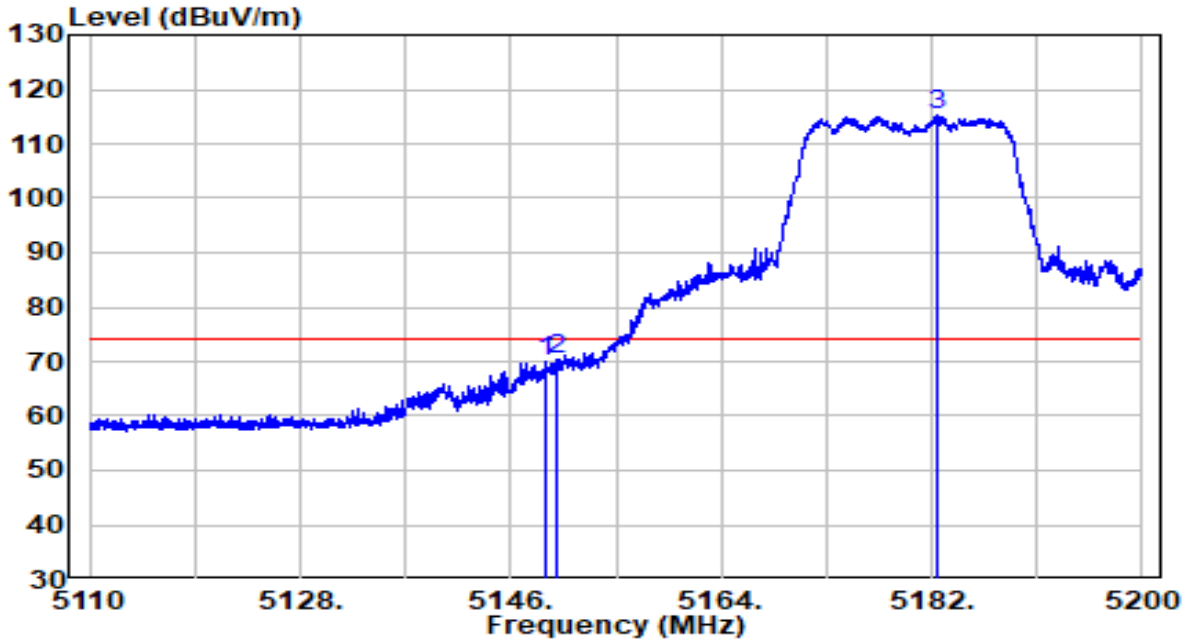

No		Frequency (MHz)	Reading (dBμV)	C.F (dB/m)	Measurement (dBμV/m)	Margin (dB)	Limit (dBμV/m)	Remark (QP/PK/AV)
1		5148.925	49.82	20.19	70.02	-3.98	74.00	Peak
2		5150.000	50.04	20.20	70.23	-3.77	74.00	Peak
3	*	5182.450	95.14	20.25	115.39	N/A	N/A	Peak

Note:

1. " *", means this data is the worst emission level.

2. C.F (Correction Factor) = Antenna Factor (dB/m) + Cable Loss (dB) + 16dB Attenuation (dB) – Preamplifier(dB).

3. Measurement(dBμV/m) = Reading(dBμV) + C.F (Correction Factor).

EUT	AXE5400 Whole Home Mesh Wi-Fi 6E System	Date of Test	2021-12-06
Factor	BBHA 9120D (1GHz~18GHz)_2021	Temp. / Humidity	26.2°C/53.4%
Polarity	Vertical	Site / Test Engineer	AC1 / Jay
Test Mode	Transmit by 802.11ac-VHT20 at Channel 5180MHz	Test Voltage	120V/60Hz

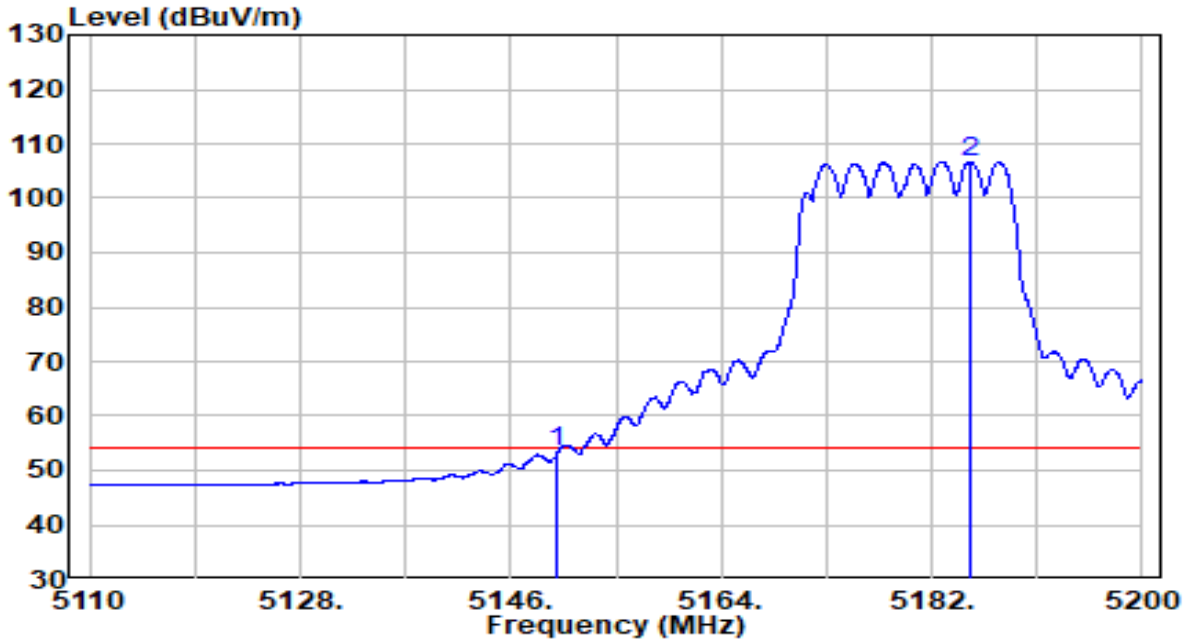

No		Frequency (MHz)	Reading (dBμV)	C.F (dB/m)	Measurement (dBμV/m)	Margin (dB)	Limit (dBμV/m)	Remark (QP/PK/AV)
1		5150.000	33.04	20.20	53.24	-0.76	54.00	Average
2	*	5185.240	86.53	20.25	106.78	N/A	N/A	Average

Note:

1. " *", means this data is the worst emission level.

2. C.F (Correction Factor) = Antenna Factor (dB/m) + Cable Loss (dB) + 16dB Attenuation (dB) – Preamplifier(dB).

3. Measurement(dBμV/m) = Reading(dBμV) + C.F (Correction Factor).

EUT	AXE5400 Whole Home Mesh Wi-Fi 6E System	Date of Test	2021-12-06
Factor	BBHA 9120D (1GHz~18GHz)_2021	Temp. / Humidity	26.2°C/53.4%
Polarity	Horizontal	Site / Test Engineer	AC1 / Jay
Test Mode	Transmit by 802.11ac-VHT20 at Channel 5745MHz	Test Voltage	120V/60Hz

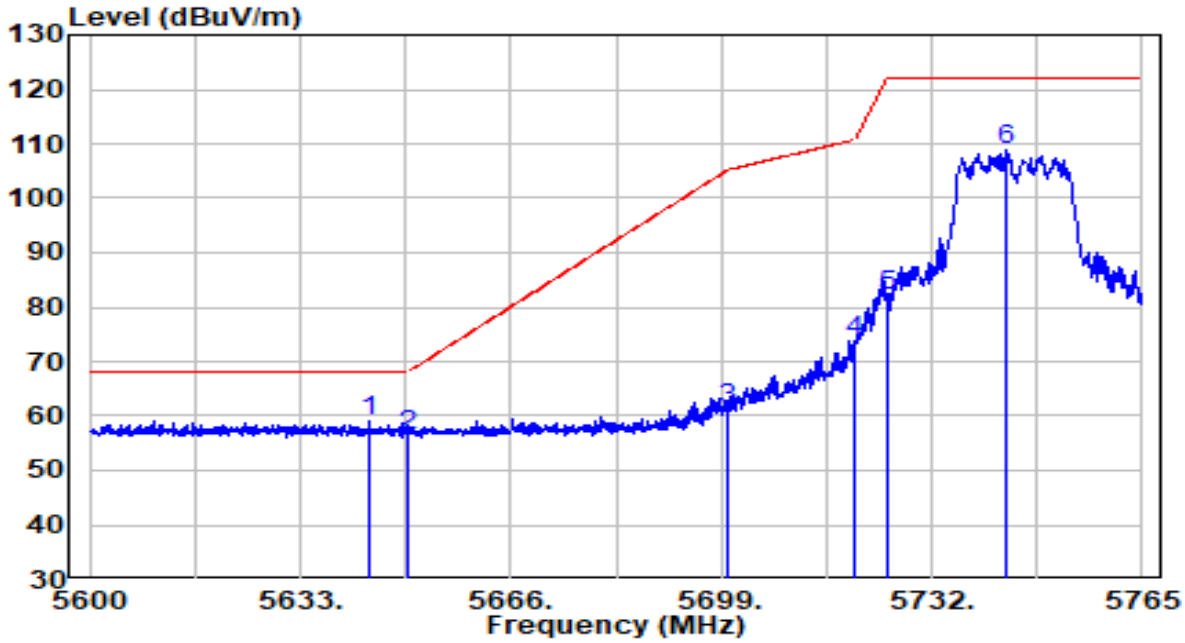

No		Frequency (MHz)	Reading (dBμV)	C.F (dB/m)	Measurement (dBμV/m)	Margin (dB)	Limit (dBμV/m)	Remark (QP/PK/AV)
1	*	5643.808	37.81	21.29	59.10	-9.10	68.20	Peak
2		5650.000	35.28	21.32	56.59	-11.61	68.20	Peak
3		5700.000	39.70	21.50	61.19	-44.01	105.20	Peak
4		5720.000	52.10	21.57	73.67	-37.13	110.80	Peak
5		5725.000	60.66	21.59	82.25	-39.95	122.20	Peak
6		5743.797	87.13	21.66	108.78	N/A	N/A	Peak

Note:

1. " *", means this data is the worst emission level.
2. C.F (Correction Factor) = Antenna Factor (dB/m) + Cable Loss (dB) + 16dB Attenuation (dB) – Preamplifier(dB).
3. Measurement(dBμV/m) = Reading(dBμV) + C.F (Correction Factor).

EUT	AXE5400 Whole Home Mesh Wi-Fi 6E System	Date of Test	2021-12-06
Factor	BBHA 9120D (1GHz~18GHz)_2021	Temp. / Humidity	26.2°C/53.4%
Polarity	Vertical	Site / Test Engineer	AC1 / Jay
Test Mode	Transmit by 802.11ac-VHT20 at Channel 5745MHz	Test Voltage	120V/60Hz

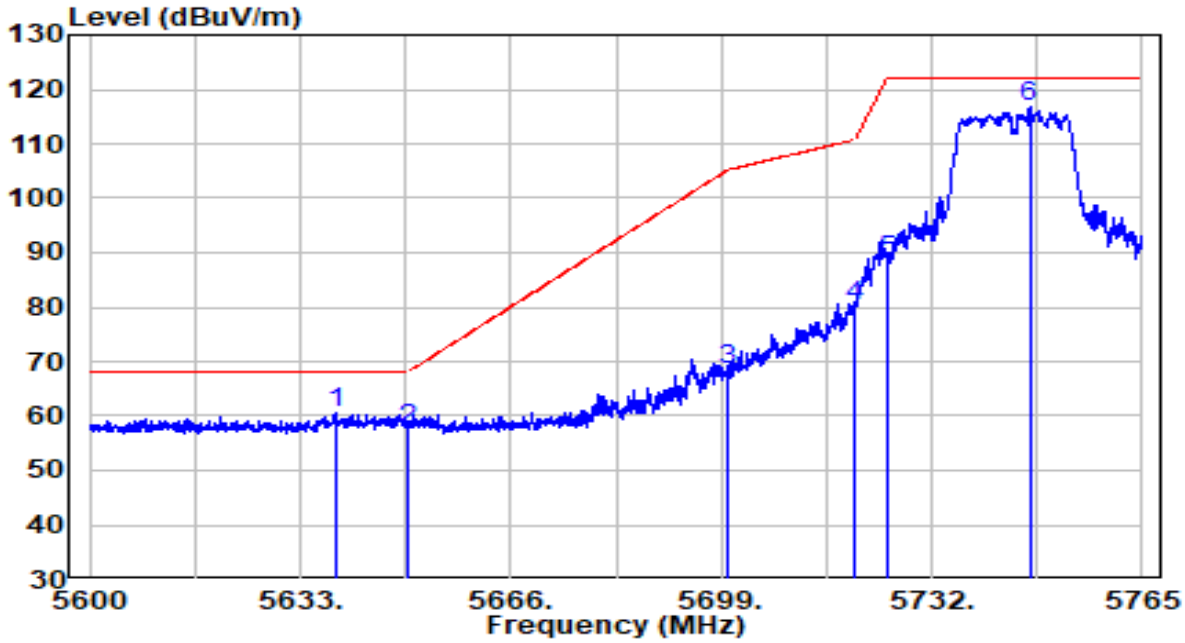

No		Frequency (MHz)	Reading (dBμV)	C.F (dB/m)	Measurement (dBμV/m)	Margin (dB)	Limit (dBμV/m)	Remark (QP/PK/AV)
1		5638.445	39.28	21.27	60.55	-7.65	68.20	Peak
2		5650.000	36.35	21.32	57.67	-10.53	68.20	Peak
3		5700.000	47.03	21.50	68.53	-36.67	105.20	Peak
4		5720.000	58.71	21.57	80.28	-30.52	110.80	Peak
5		5725.000	66.93	21.59	88.52	-33.68	122.20	Peak
6	*	5747.345	95.28	21.67	116.95	N/A	N/A	Peak

Note:

1. " *", means this data is the worst emission level.
2. C.F (Correction Factor) = Antenna Factor (dB/m) + Cable Loss (dB) + 16dB Attenuation (dB) – Preamplifier(dB).
3. Measurement(dBμV/m) = Reading(dBμV) + C.F (Correction Factor).

EUT	AXE5400 Whole Home Mesh Wi-Fi 6E System	Date of Test	2021-12-06
Factor	BBHA 9120D (1GHz~18GHz)_2021	Temp. / Humidity	26.2°C/53.4%
Polarity	Horizontal	Site / Test Engineer	AC1 / Jay
Test Mode	Transmit by 802.11ac-VHT20 at Channel 5825MHz	Test Voltage	120V/60Hz

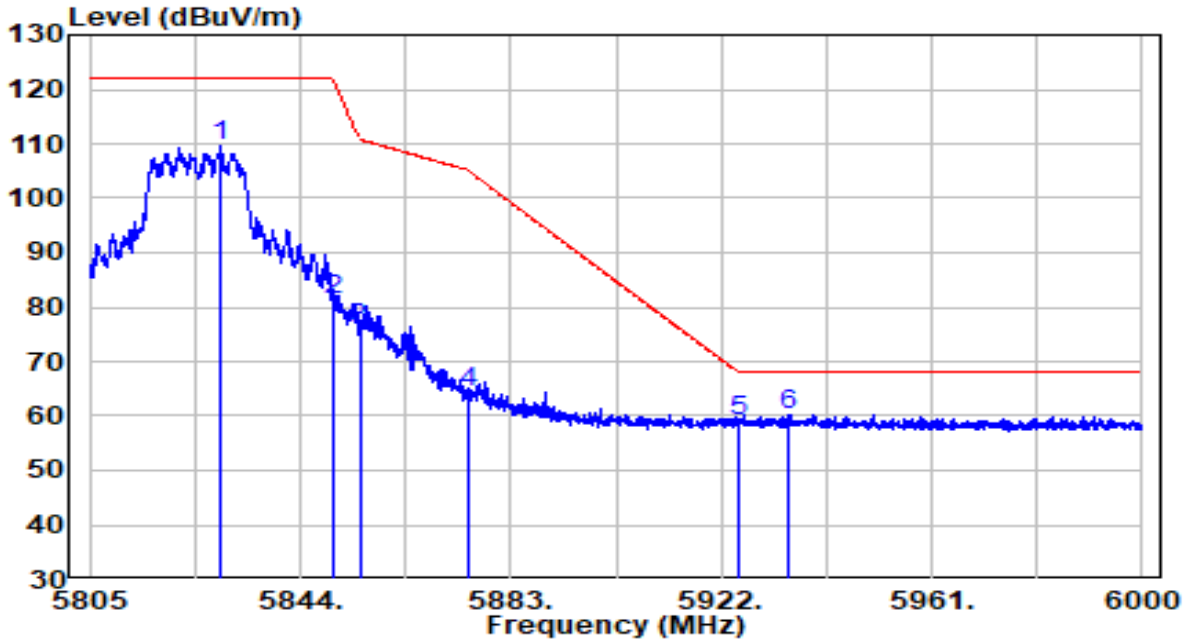

No		Frequency (MHz)	Reading (dBμV)	C.F (dB/m)	Measurement (dBμV/m)	Margin (dB)	Limit (dBμV/m)	Remark (QP/PK/AV)
1		5829.277	87.62	21.97	109.59	N/A	N/A	Peak
2		5850.000	59.10	22.04	81.14	-41.06	122.20	Peak
3		5855.000	53.84	22.06	75.91	-34.89	110.80	Peak
4		5875.000	42.11	22.14	64.25	-40.95	105.20	Peak
5		5925.000	36.58	22.32	58.90	-9.30	68.20	Peak
6	*	5934.675	37.94	22.35	60.30	-7.90	68.20	Peak

Note:

1. " *", means this data is the worst emission level.
2. C.F (Correction Factor) = Antenna Factor (dB/m) + Cable Loss (dB) + 16dB Attenuation (dB) – Preamplifier(dB).
3. Measurement(dBμV/m) = Reading(dBμV) + C.F (Correction Factor).

EUT	AXE5400 Whole Home Mesh Wi-Fi 6E System	Date of Test	2021-12-06
Factor	BBHA 9120D (1GHz~18GHz)_2021	Temp. / Humidity	26.2°C/53.4%
Polarity	Vertical	Site / Test Engineer	AC1 / Jay
Test Mode	Transmit by 802.11ac-VHT20 at Channel 5825MHz	Test Voltage	120V/60Hz

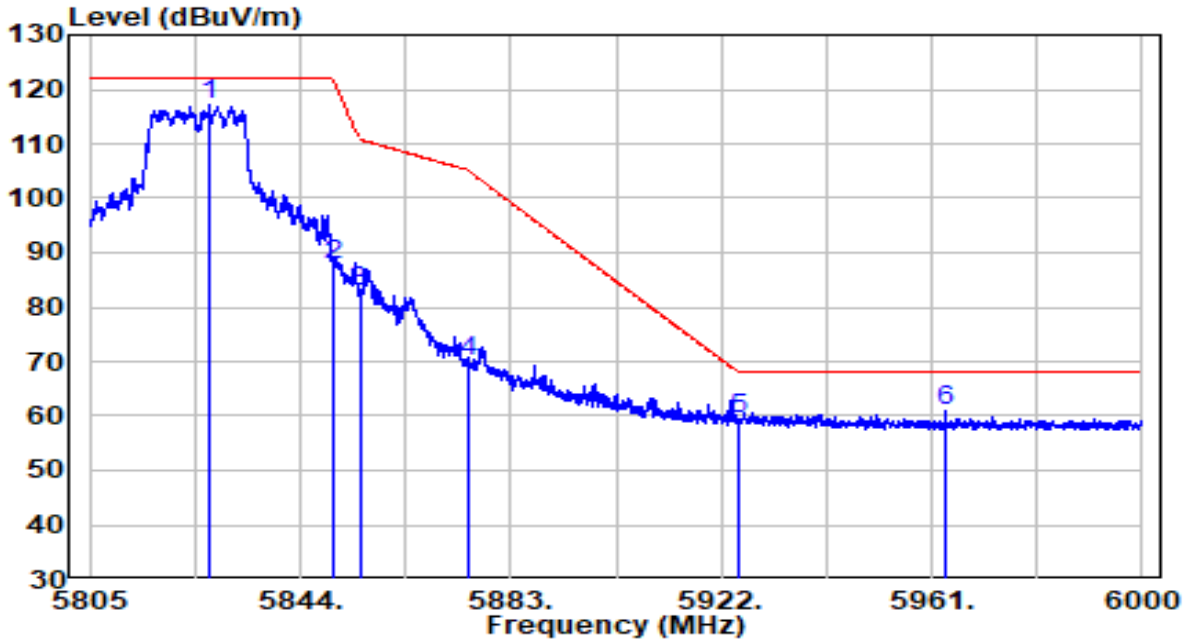

No		Frequency (MHz)	Reading (dBμV)	C.F (dB/m)	Measurement (dBμV/m)	Margin (dB)	Limit (dBμV/m)	Remark (QP/PK/AV)
1	*	5827.230	95.04	21.96	117.00	N/A	N/A	Peak
2		5850.000	65.73	22.04	87.78	-34.42	122.20	Peak
3		5855.000	60.95	22.06	83.01	-27.79	110.80	Peak
4		5875.000	47.94	22.14	70.08	-35.12	105.20	Peak
5		5925.000	36.93	22.32	59.25	-8.95	68.20	Peak
6		5963.438	38.48	22.46	60.93	-7.27	68.20	Peak

Note:

1. " *", means this data is the worst emission level.
2. C.F (Correction Factor) = Antenna Factor (dB/m) + Cable Loss (dB) + 16dB Attenuation (dB) – Preamplifier(dB).
3. Measurement(dBμV/m) = Reading(dBμV) + C.F (Correction Factor).

EUT	AXE5400 Whole Home Mesh Wi-Fi 6E System	Date of Test	2021-12-06
Factor	BBHA 9120D (1GHz~18GHz)_2021	Temp. / Humidity	26.2°C/53.4%
Polarity	Horizontal	Site / Test Engineer	AC1 / Jay
Test Mode	Transmit by 802.11ac-VHT40 at Channel 5190MHz	Test Voltage	120V/60Hz

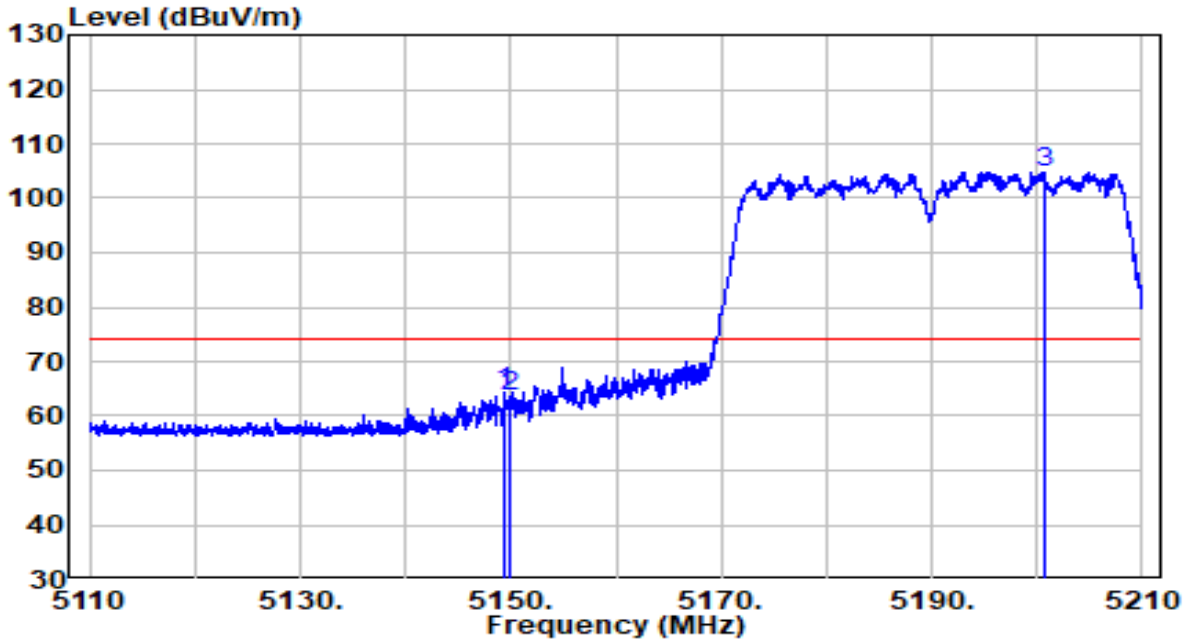

No		Frequency (MHz)	Reading (dBμV)	C.F (dB/m)	Measurement (dBμV/m)	Margin (dB)	Limit (dBμV/m)	Remark (QP/PK/AV)
1		5149.500	44.16	20.20	64.35	-9.65	74.00	Peak
2		5150.000	43.45	20.20	63.64	-10.36	74.00	Peak
3	*	5200.650	84.48	20.28	104.76	N/A	N/A	Peak

Note:

1. " *", means this data is the worst emission level.

2. C.F (Correction Factor) = Antenna Factor (dB/m) + Cable Loss (dB) + 16dB Attenuation (dB) – Preamplifier(dB).

3. Measurement(dBμV/m) = Reading(dBμV) + C.F (Correction Factor).

EUT	AXE5400 Whole Home Mesh Wi-Fi 6E System	Date of Test	2021-12-06
Factor	BBHA 9120D (1GHz~18GHz)_2021	Temp. / Humidity	26.2°C/53.4%
Polarity	Horizontal	Site / Test Engineer	AC1 / Jay
Test Mode	Transmit by 802.11ac-VHT40 at Channel 5190MHz	Test Voltage	120V/60Hz

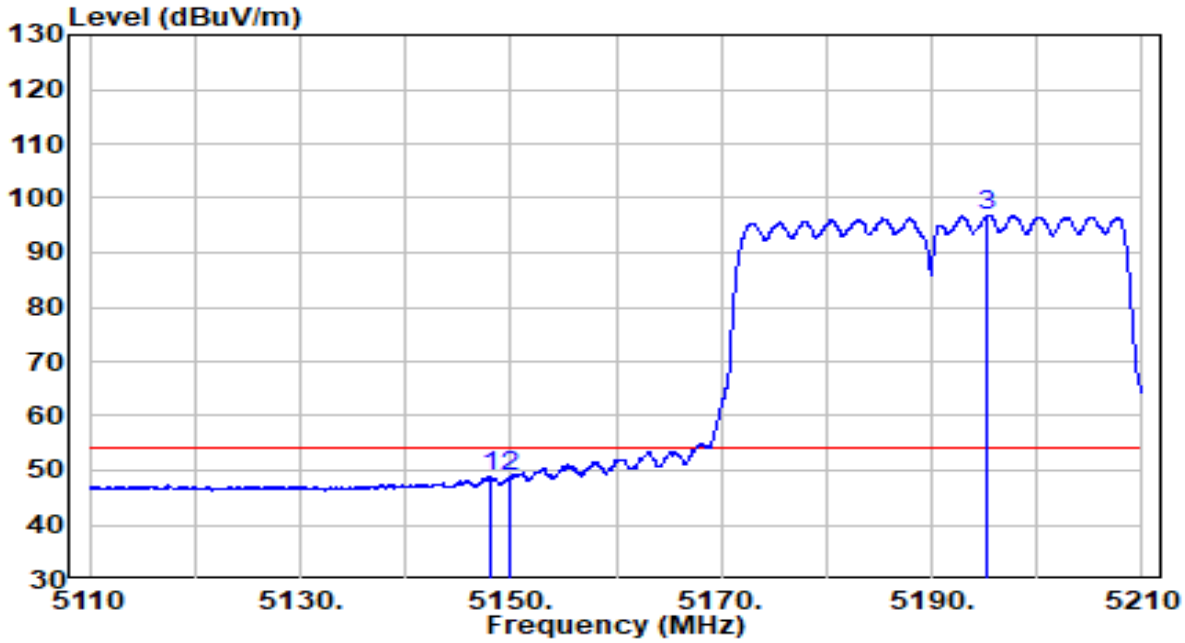

No		Frequency (MHz)	Reading (dBμV)	C.F (dB/m)	Measurement (dBμV/m)	Margin (dB)	Limit (dBμV/m)	Remark (QP/PK/AV)
1		5148.000	28.64	20.19	48.83	-5.17	54.00	Average
2		5150.000	28.49	20.20	48.68	-5.32	54.00	Average
3	*	5195.300	76.59	20.27	96.86	N/A	N/A	Average

Note:

1. " *", means this data is the worst emission level.

2. C.F (Correction Factor) = Antenna Factor (dB/m) + Cable Loss (dB) + 16dB Attenuation (dB) – Preamplifier(dB).

3. Measurement(dBμV/m) = Reading(dBμV) + C.F (Correction Factor).

EUT	AXE5400 Whole Home Mesh Wi-Fi 6E System	Date of Test	2021-12-06
Factor	BBHA 9120D (1GHz~18GHz)_2021	Temp. / Humidity	26.2°C/53.4%
Polarity	Vertical	Site / Test Engineer	AC1 / Jay
Test Mode	Transmit by 802.11ac-VHT40 at Channel 5190MHz	Test Voltage	120V/60Hz

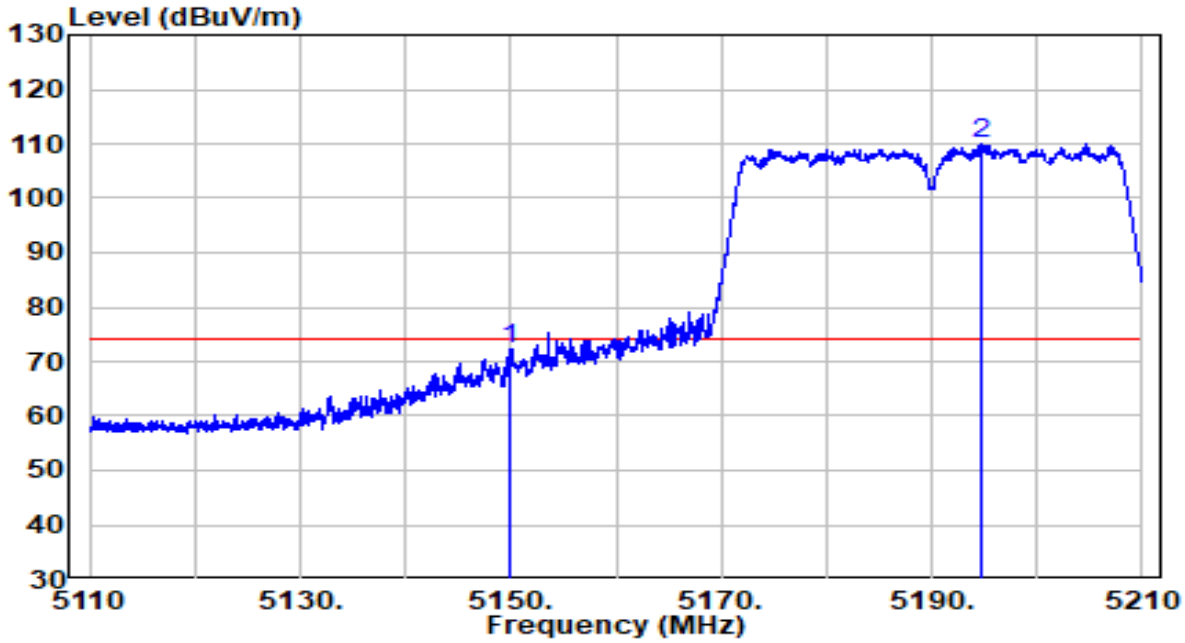

No		Frequency (MHz)	Reading (dBμV)	C.F (dB/m)	Measurement (dBμV/m)	Margin (dB)	Limit (dBμV/m)	Remark (QP/PK/AV)
1		5150.000	51.88	20.20	72.08	-1.92	74.00	Peak
2	*	5194.600	89.63	20.27	109.90	N/A	N/A	Peak

Note:

1. " *", means this data is the worst emission level.
2. C.F (Correction Factor) = Antenna Factor (dB/m) + Cable Loss (dB) + 16dB Attenuation (dB) – Preamplifier(dB).
3. Measurement(dBμV/m) = Reading(dBμV) + C.F (Correction Factor).

EUT	AXE5400 Whole Home Mesh Wi-Fi 6E System	Date of Test	2021-12-06
Factor	BBHA 9120D (1GHz~18GHz)_2021	Temp. / Humidity	26.2°C/53.4%
Polarity	Vertical	Site / Test Engineer	AC1 / Jay
Test Mode	Transmit by 802.11ac-VHT40 at Channel 5190MHz	Test Voltage	120V/60Hz

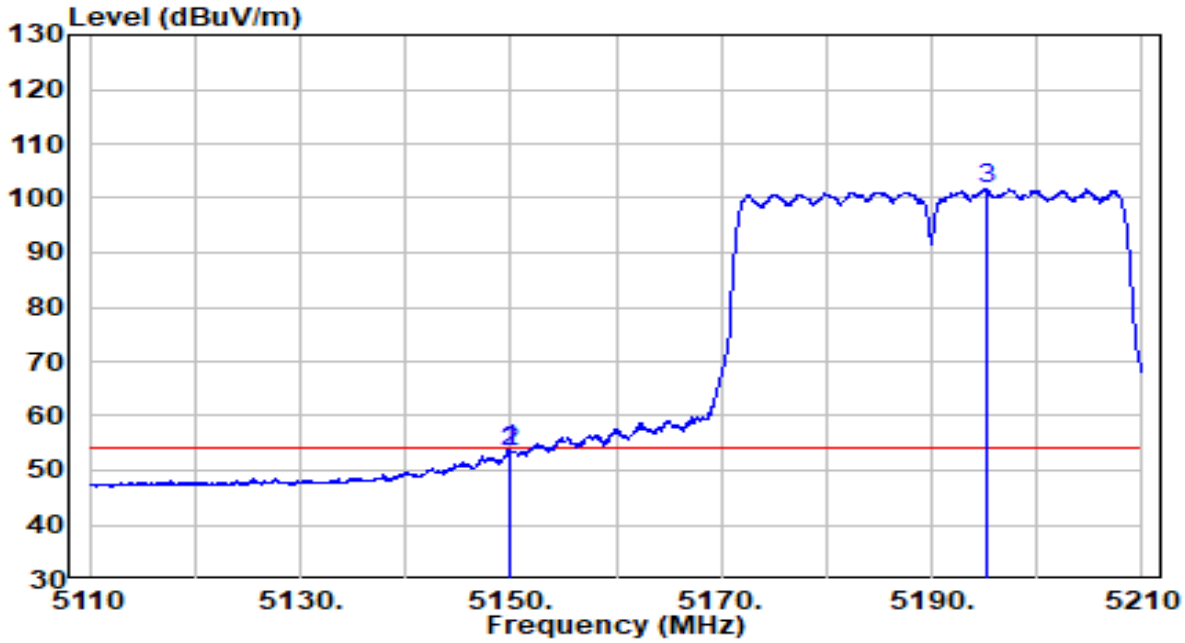

No		Frequency (MHz)	Reading (dBμV)	C.F (dB/m)	Measurement (dBμV/m)	Margin (dB)	Limit (dBμV/m)	Remark (QP/PK/AV)
1		5149.900	33.56	20.20	53.76	-0.24	54.00	Peak
2		5150.000	33.29	20.20	53.49	-0.51	54.00	Peak
3	*	5195.150	81.47	20.27	101.74	N/A	N/A	Peak

Note:

1. " *", means this data is the worst emission level.
2. C.F (Correction Factor) = Antenna Factor (dB/m) + Cable Loss (dB) + 16dB Attenuation (dB) – Preamplifier(dB).
3. Measurement(dBμV/m) = Reading(dBμV) + C.F (Correction Factor).

EUT	AXE5400 Whole Home Mesh Wi-Fi 6E System	Date of Test	2021-12-06
Factor	BBHA 9120D (1GHz~18GHz)_2021	Temp. / Humidity	26.2°C/53.4%
Polarity	Horizontal	Site / Test Engineer	AC1 / Bob Zhang
Test Mode	Transmit by 802.11ac-VHT40 at Channel 5755MHz	Test Voltage	120V/60Hz

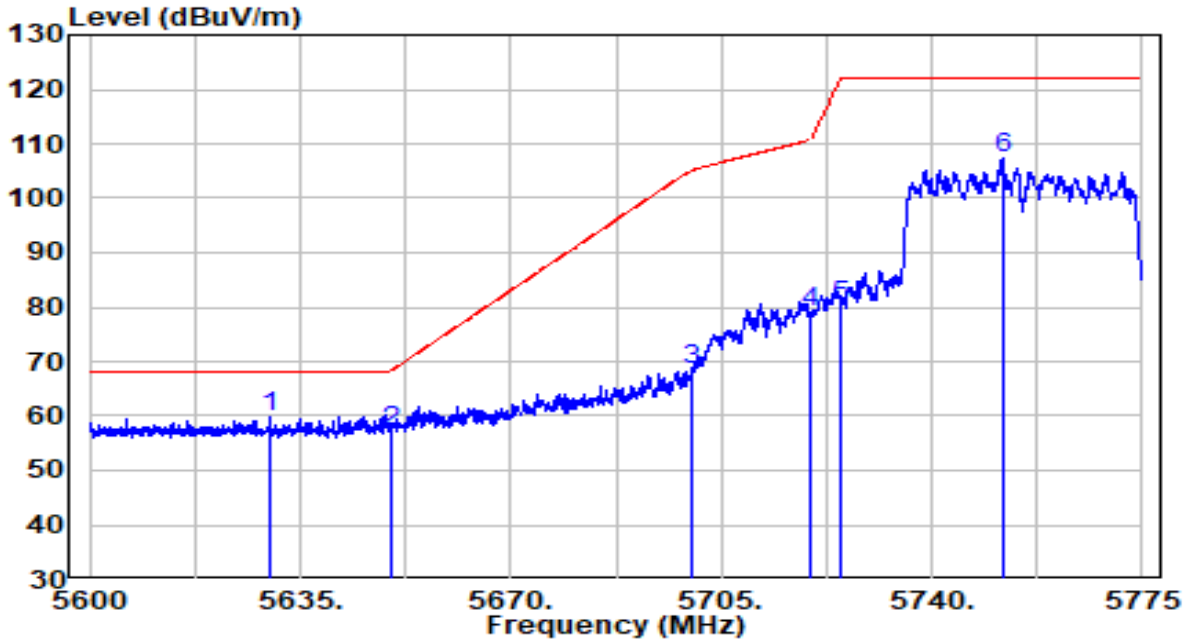

No		Frequency (MHz)	Reading (dBμV)	C.F (dB/m)	Measurement (dBμV/m)	Margin (dB)	Limit (dBμV/m)	Remark (QP/PK/AV)
1	*	5630.100	38.61	21.24	59.86	-8.34	68.20	Peak
2		5650.000	35.89	21.32	57.20	-11.00	68.20	Peak
3		5700.000	46.81	21.50	68.30	-36.90	105.20	Peak
4		5720.000	57.52	21.57	79.09	-31.71	110.80	Peak
5		5725.000	58.60	21.59	80.19	-42.01	122.20	Peak
6		5751.725	85.62	21.69	107.31	N/A	N/A	Peak

Note:

1. " *", means this data is the worst emission level.
2. C.F (Correction Factor) = Antenna Factor (dB/m) + Cable Loss (dB) + 16dB Attenuation (dB) – Preamplifier(dB).
3. Measurement(dBμV/m) = Reading(dBμV) + C.F (Correction Factor).

EUT	AXE5400 Whole Home Mesh Wi-Fi 6E System	Date of Test	2021-12-06
Factor	BBHA 9120D (1GHz~18GHz)_2021	Temp. / Humidity	26.2°C/53.4%
Polarity	Vertical	Site / Test Engineer	AC1 / Bob Zhang
Test Mode	Transmit by 802.11ac-VHT40 at Channel 5755MHz	Test Voltage	120V/60Hz

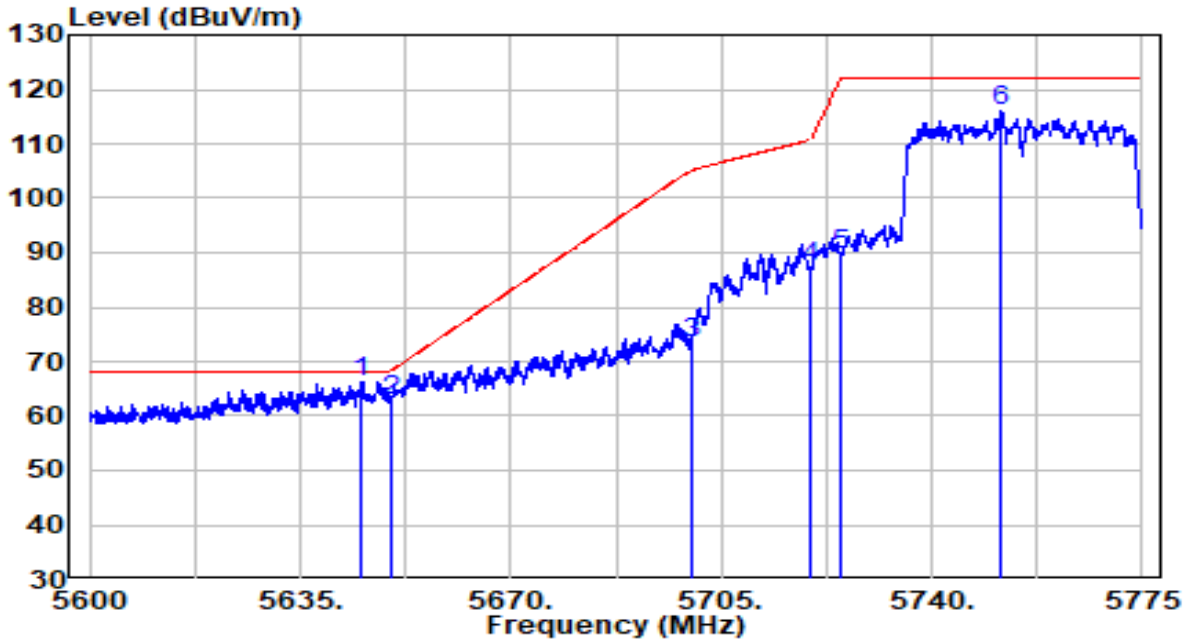

No		Frequency (MHz)	Reading (dBμV)	C.F (dB/m)	Measurement (dBμV/m)	Margin (dB)	Limit (dBμV/m)	Remark (QP/PK/AV)
1	*	5644.975	45.06	21.30	66.35	-1.85	68.20	Peak
2		5650.000	41.33	21.32	62.65	-5.55	68.20	Peak
3		5700.000	51.88	21.50	73.38	-31.83	105.20	Peak
4		5720.000	65.97	21.57	87.54	-23.26	110.80	Peak
5		5725.000	68.18	21.59	89.76	-32.44	122.20	Peak
6		5751.638	94.38	21.69	116.07	N/A	N/A	Peak

Note:

1. " *", means this data is the worst emission level.
2. C.F (Correction Factor) = Antenna Factor (dB/m) + Cable Loss (dB) + 16dB Attenuation (dB) – Preamplifier(dB).
3. Measurement(dBμV/m) = Reading(dBμV) + C.F (Correction Factor).

EUT	AXE5400 Whole Home Mesh Wi-Fi 6E System	Date of Test	2021-12-06
Factor	BBHA 9120D (1GHz~18GHz)_2021	Temp. / Humidity	26.2°C/53.4%
Polarity	Horizontal	Site / Test Engineer	AC1 / Bob Zhang
Test Mode	Transmit by 802.11ac-VHT40 at Channel 5795MHz	Test Voltage	120V/60Hz

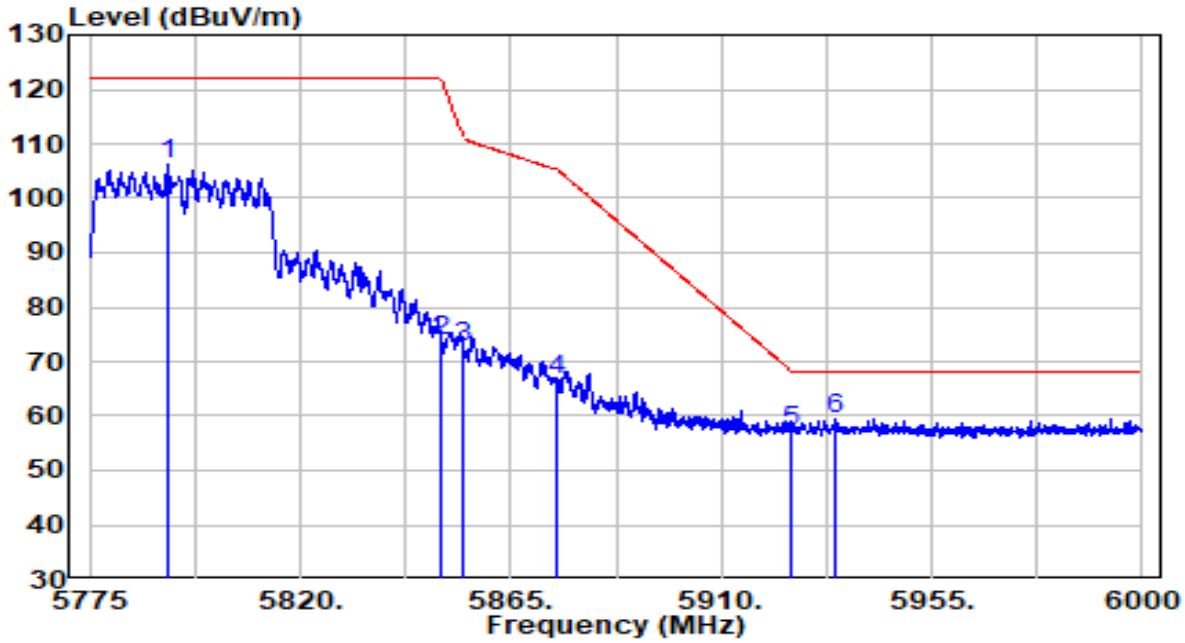

No		Frequency (MHz)	Reading (dBμV)	C.F (dB/m)	Measurement (dBμV/m)	Margin (dB)	Limit (dBμV/m)	Remark (QP/PK/AV)
1		5791.763	84.35	21.83	106.18	N/A	N/A	Peak
2		5850.000	51.70	22.04	73.74	-48.46	122.20	Peak
3		5855.000	50.43	22.06	72.49	-38.31	110.80	Peak
4		5875.000	44.36	22.14	66.49	-38.71	105.20	Peak
5		5925.000	34.97	22.32	57.28	-10.92	68.20	Peak
6	*	5934.413	37.13	22.35	59.48	-8.72	68.20	Peak

Note:

1. " *", means this data is the worst emission level.
2. C.F (Correction Factor) = Antenna Factor (dB/m) + Cable Loss (dB) + 16dB Attenuation (dB) – Preamplifier(dB).
3. Measurement(dBμV/m) = Reading(dBμV) + C.F (Correction Factor).

EUT	AXE5400 Whole Home Mesh Wi-Fi 6E System	Date of Test	2021-12-06
Factor	BBHA 9120D (1GHz~18GHz)_2021	Temp. / Humidity	26.2°C/53.4%
Polarity	Vertical	Site / Test Engineer	AC1 / Bob Zhang
Test Mode	Transmit by 802.11ac-VHT40 at Channel 5795MHz	Test Voltage	120V/60Hz

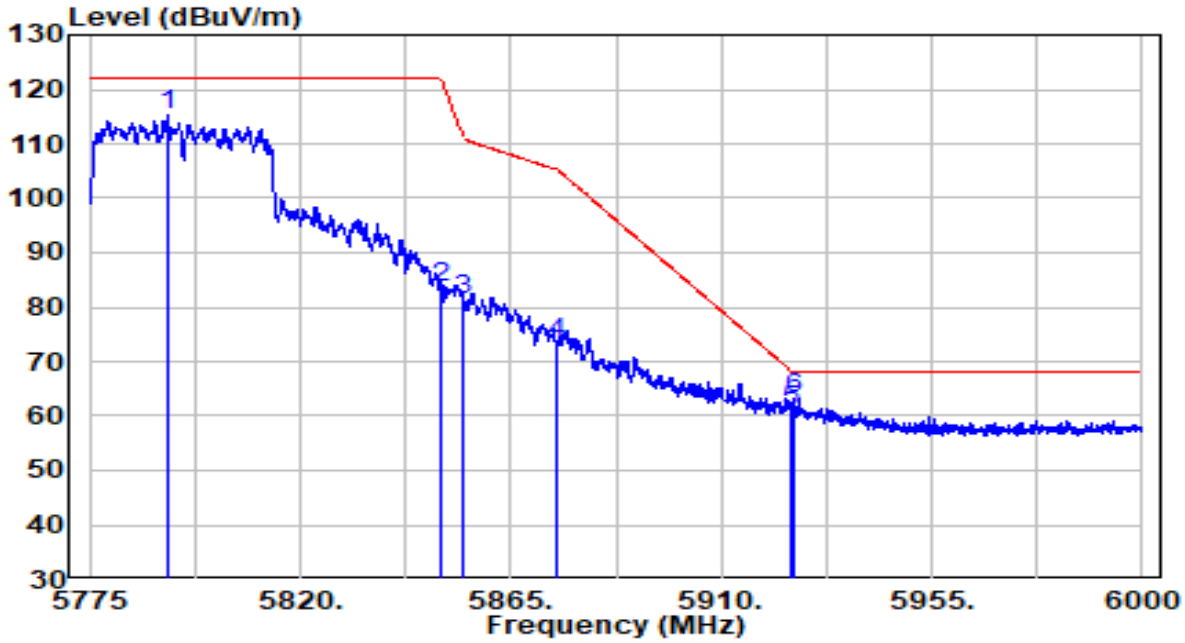

No		Frequency (MHz)	Reading (dBμV)	C.F (dB/m)	Measurement (dBμV/m)	Margin (dB)	Limit (dBμV/m)	Remark (QP/PK/AV)
1		5791.763	93.50	21.83	115.33	N/A	N/A	Peak
2		5850.000	61.47	22.04	83.52	-38.68	122.20	Peak
3		5855.000	59.36	22.06	81.42	-29.38	110.80	Peak
4		5875.000	51.40	22.14	73.53	-31.67	105.20	Peak
5		5925.000	38.59	22.32	60.91	-7.29	68.20	Peak
6	*	5925.750	40.97	22.32	63.29	-4.91	68.20	Peak

Note:

1. " *", means this data is the worst emission level.
2. C.F (Correction Factor) = Antenna Factor (dB/m) + Cable Loss (dB) + 16dB Attenuation (dB) – Preamplifier(dB).
3. Measurement(dBμV/m) = Reading(dBμV) + C.F (Correction Factor).

EUT	AXE5400 Whole Home Mesh Wi-Fi 6E System	Date of Test	2021-12-06
Factor	BBHA 9120D (1GHz~18GHz)_2021	Temp. / Humidity	26.2°C/53.4%
Polarity	Horizontal	Site / Test Engineer	AC1 / Jay
Test Mode	Transmit by 802.11ac-VHT80 at Channel 5210MHz	Test Voltage	120V/60Hz

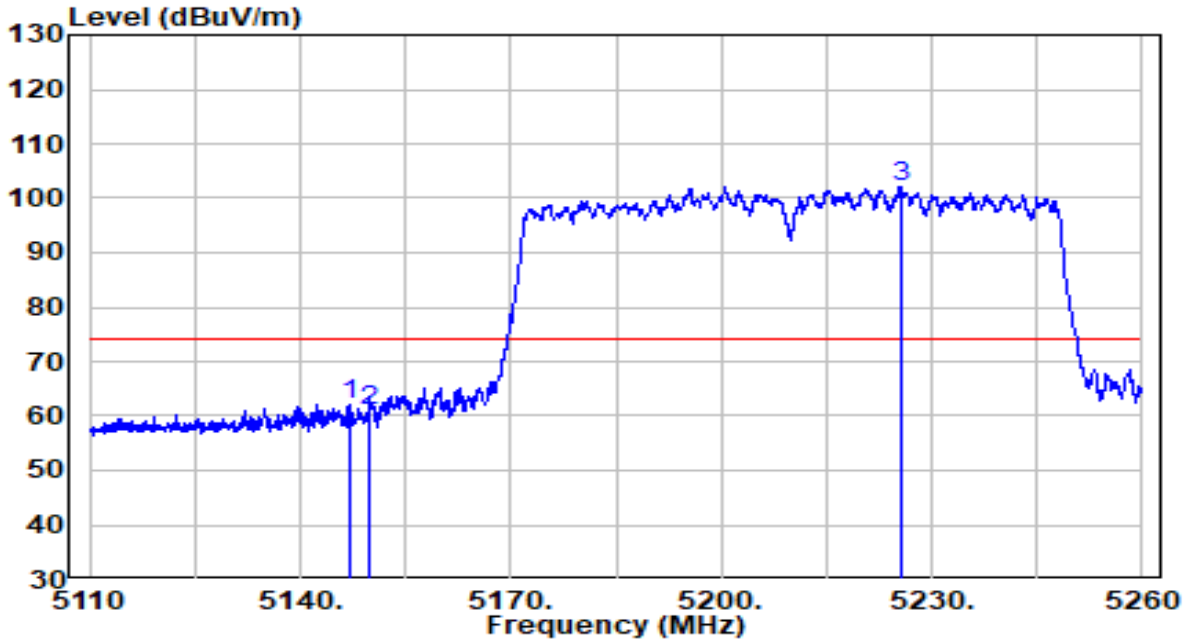

No		Frequency (MHz)	Reading (dBμV)	C.F (dB/m)	Measurement (dBμV/m)	Margin (dB)	Limit (dBμV/m)	Remark (QP/PK/AV)
1		5147.125	41.89	20.19	62.08	-11.92	74.00	Peak
2		5150.000	40.62	20.20	60.82	-13.18	74.00	Peak
3	*	5225.500	81.82	20.32	102.14	N/A	N/A	Peak

Note:

1. " *", means this data is the worst emission level.

2. C.F (Correction Factor) = Antenna Factor (dB/m) + Cable Loss (dB) + 16dB Attenuation (dB) – Preamplifier(dB).

3. Measurement(dBμV/m) = Reading(dBμV) + C.F (Correction Factor).

EUT	AXE5400 Whole Home Mesh Wi-Fi 6E System	Date of Test	2021-12-06
Factor	BBHA 9120D (1GHz~18GHz)_2021	Temp. / Humidity	26.2°C/53.4%
Polarity	Horizontal	Site / Test Engineer	AC1 / Jay
Test Mode	Transmit by 802.11ac-VHT80 at Channel 5210MHz	Test Voltage	120V/60Hz

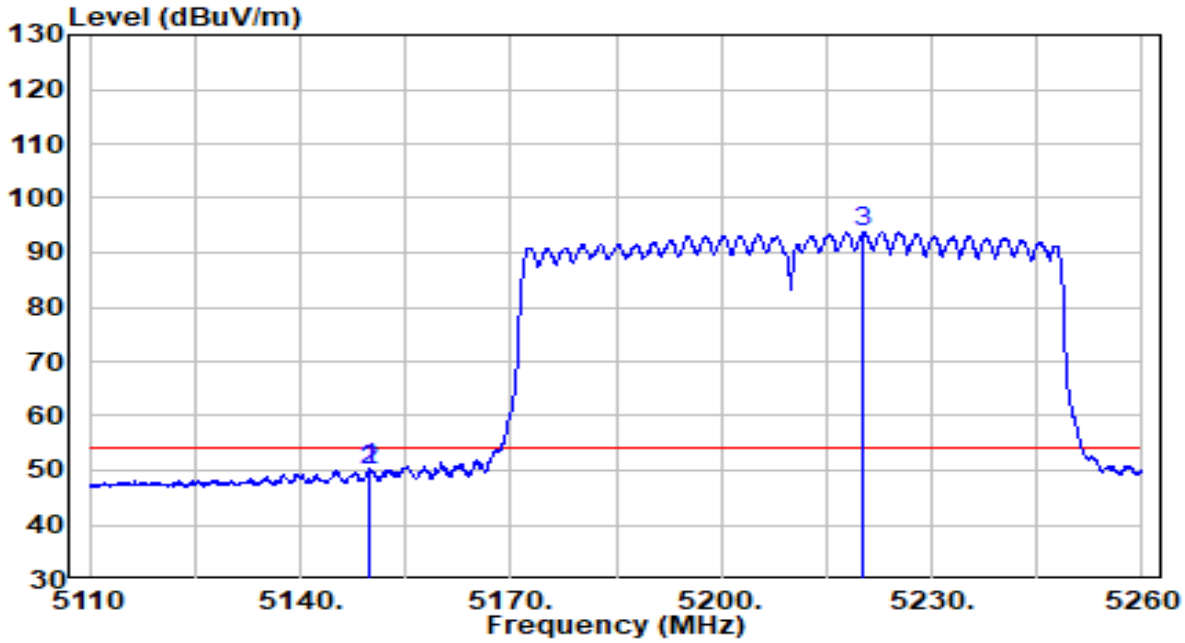

No		Frequency (MHz)	Reading (dBμV)	C.F (dB/m)	Measurement (dBμV/m)	Margin (dB)	Limit (dBμV/m)	Remark (QP/PK/AV)
1		5149.900	30.27	20.20	50.46	-3.54	54.00	Average
2		5150.000	29.72	20.20	49.92	-4.08	54.00	Average
3	*	5220.325	73.56	20.31	93.87	N/A	N/A	Average

Note:

1. " *", means this data is the worst emission level.

2. C.F (Correction Factor) = Antenna Factor (dB/m) + Cable Loss (dB) + 16dB Attenuation (dB) – Preamplifier(dB).

3. Measurement(dBμV/m) = Reading(dBμV) + C.F (Correction Factor).

EUT	AXE5400 Whole Home Mesh Wi-Fi 6E System	Date of Test	2021-12-06
Factor	BBHA 9120D (1GHz~18GHz)_2021	Temp. / Humidity	26.2°C/53.4%
Polarity	Vertical	Site / Test Engineer	AC1 / Jay
Test Mode	Transmit by 802.11ac-VHT80 at Channel 5210MHz	Test Voltage	120V/60Hz

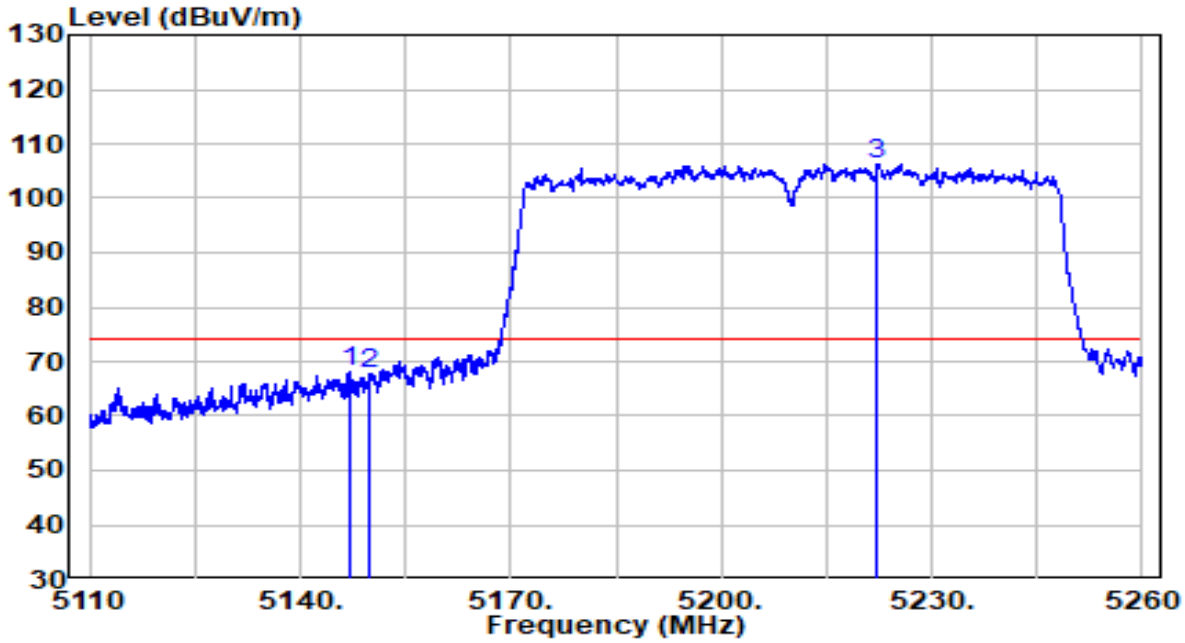

No		Frequency (MHz)	Reading (dBμV)	C.F (dB/m)	Measurement (dBμV/m)	Margin (dB)	Limit (dBμV/m)	Remark (QP/PK/AV)
1		5147.125	47.97	20.19	68.16	-5.84	74.00	Peak
2		5150.000	47.45	20.20	67.64	-6.36	74.00	Peak
3	*	5222.275	86.10	20.31	106.41	N/A	N/A	Peak

Note:

1. " *", means this data is the worst emission level.
2. C.F (Correction Factor) = Antenna Factor (dB/m) + Cable Loss (dB) + 16dB Attenuation (dB) – Preamplifier(dB).
3. Measurement(dBμV/m) = Reading(dBμV) + C.F (Correction Factor).

EUT	AXE5400 Whole Home Mesh Wi-Fi 6E System	Date of Test	2021-12-06
Factor	BBHA 9120D (1GHz~18GHz)_2021	Temp. / Humidity	26.2°C/53.4%
Polarity	Vertical	Site / Test Engineer	AC1 / Jay
Test Mode	Transmit by 802.11ac-VHT80 at Channel 5210MHz	Test Voltage	120V/60Hz

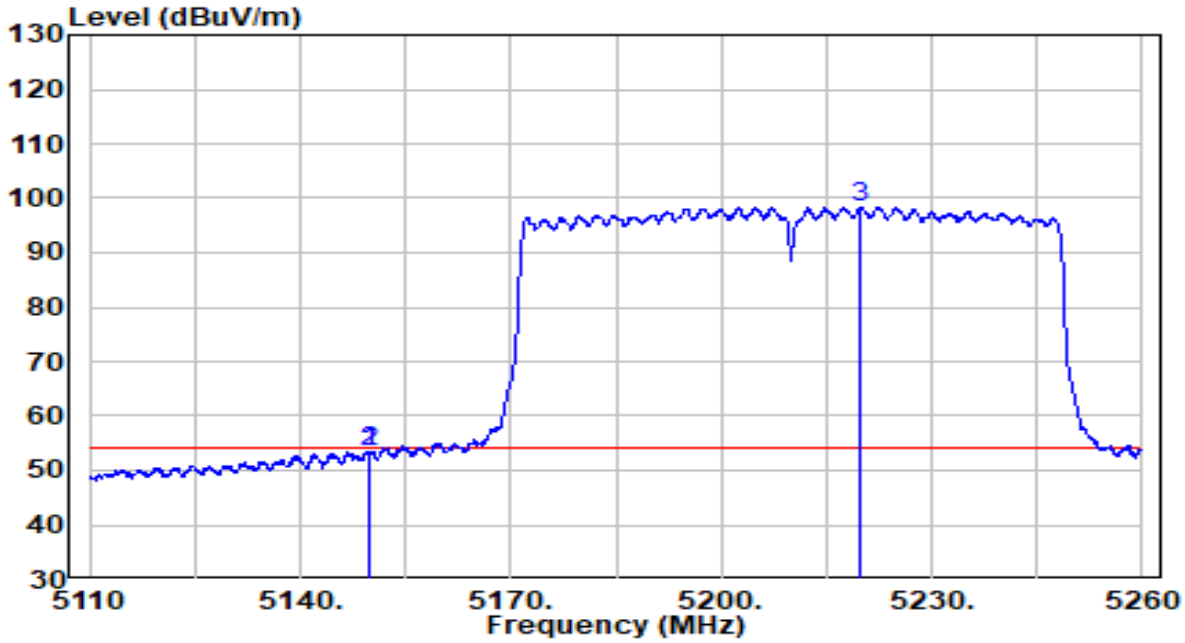

No		Frequency (MHz)	Reading (dBμV)	C.F (dB/m)	Measurement (dBμV/m)	Margin (dB)	Limit (dBμV/m)	Remark (QP/PK/AV)
1		5149.900	33.28	20.20	53.48	-0.52	54.00	Average
2		5149.975	33.28	20.20	53.47	-0.53	54.00	Average
3	*	5219.800	78.11	20.31	98.42	N/A	N/A	Average

Note:

1. " *", means this data is the worst emission level.

2. C.F (Correction Factor) = Antenna Factor (dB/m) + Cable Loss (dB) + 16dB Attenuation (dB) – Preamplifier(dB).

3. Measurement(dBμV/m) = Reading(dBμV) + C.F (Correction Factor).

EUT	AXE5400 Whole Home Mesh Wi-Fi 6E System	Date of Test	2021-12-06
Factor	BBHA 9120D (1GHz~18GHz)_2021	Temp. / Humidity	26.2°C/53.4%
Polarity	Horizontal	Site / Test Engineer	AC1 / Jay
Test Mode	Transmit by 802.11ac-VHT80 at Channel 5775MHz	Test Voltage	120V/60Hz

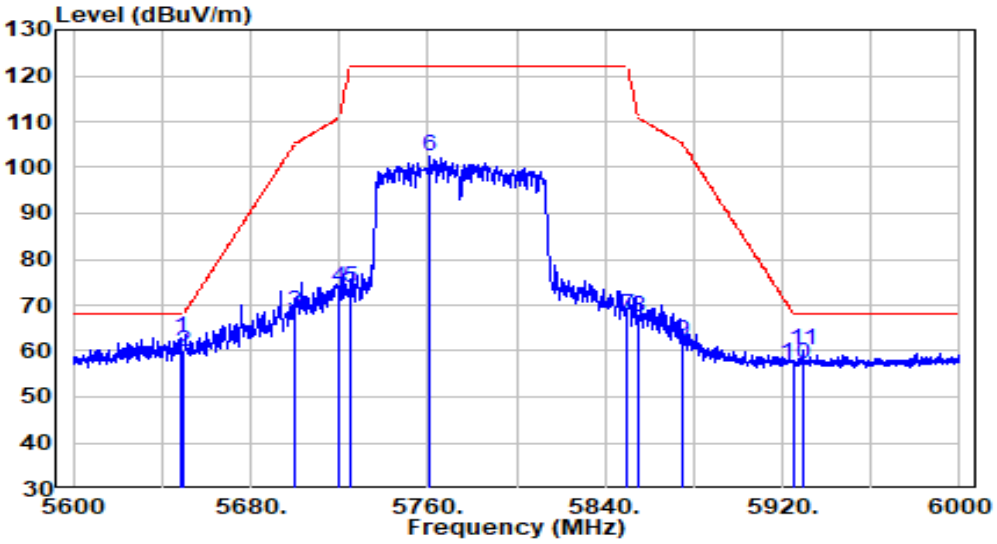

No		Frequency (MHz)	Reading (dBμV)	C.F (dB/m)	Measurement (dBμV/m)	Margin (dB)	Limit (dBμV/m)	Remark (QP/PK/AV)
1	*	5648.400	41.67	21.31	62.98	-5.22	68.20	Peak
2		5650.000	38.33	21.32	59.65	-8.55	68.20	Peak
3		5700.000	47.12	21.50	68.62	-36.58	105.20	Peak
4		5720.000	52.25	21.57	73.82	-36.98	110.80	Peak
5		5725.000	52.27	21.59	73.86	-48.34	122.20	Peak
6		5760.800	80.89	21.72	102.61	N/A	N/A	Peak
7		5850.000	45.57	22.04	67.61	-54.59	122.20	Peak
8		5855.000	45.18	22.06	67.25	-43.55	110.80	Peak
9		5875.000	40.11	22.14	62.24	-42.96	105.20	Peak
10		5925.000	34.95	22.32	57.27	-10.93	68.20	Peak
11		5929.400	37.89	22.33	60.22	-7.98	68.20	Peak

Note:

1. " *", means this data is the worst emission level.

2. C.F (Correction Factor) = Antenna Factor (dB/m) + Cable Loss (dB) + 16dB Attenuation (dB) – Preamplifier(dB).

3. Measurement(dBμV/m) = Reading(dBμV) + C.F (Correction Factor).

EUT	AXE5400 Whole Home Mesh Wi-Fi 6E System	Date of Test	2021-12-06
Factor	BBHA 9120D (1GHz~18GHz)_2021	Temp. / Humidity	26.2°C/53.4%
Polarity	Vertical	Site / Test Engineer	AC1 / Jay
Test Mode	Transmit by 802.11ac-VHT80 at Channel 5775MHz	Test Voltage	120V/60Hz

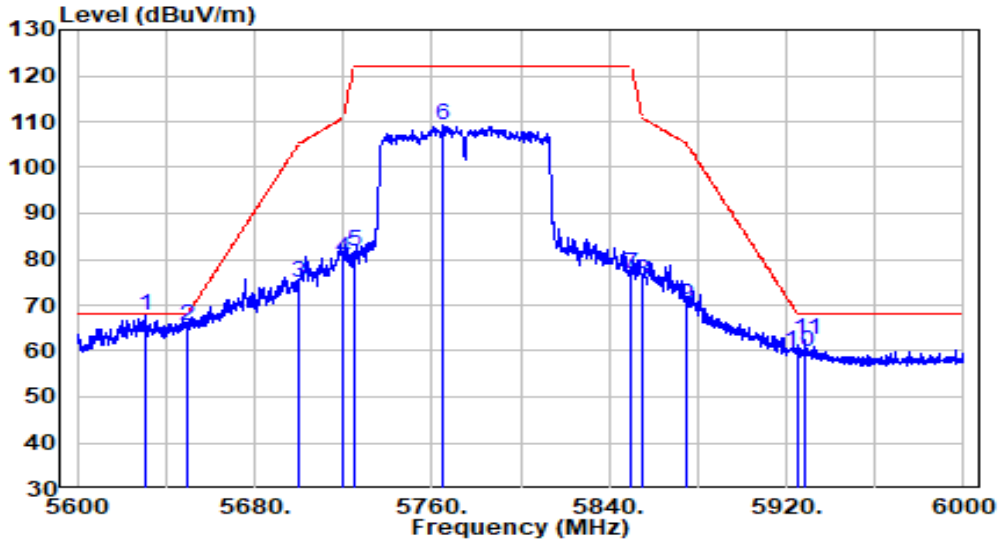

No		Frequency (MHz)	Reading (dBμV)	C.F (dB/m)	Measurement (dBμV/m)	Margin (dB)	Limit (dBμV/m)	Remark (QP/PK/AV)
1	*	5630.400	46.56	21.24	67.81	-0.39	68.20	Peak
2		5650.000	43.97	21.32	65.29	-2.91	68.20	Peak
3		5700.000	53.49	21.50	74.98	-30.22	105.20	Peak
4		5720.000	58.69	21.57	80.26	-30.54	110.80	Peak
5		5725.000	60.13	21.59	81.72	-40.48	122.20	Peak
6		5765.400	87.48	21.74	109.22	N/A	N/A	Peak
7		5850.000	54.67	22.04	76.71	-45.49	122.20	Peak
8		5855.000	53.18	22.06	75.25	-35.55	110.80	Peak
9		5875.000	47.72	22.14	69.85	-35.35	105.20	Peak
10		5925.000	37.64	22.32	59.95	-8.25	68.20	Peak
11		5928.800	40.09	22.33	62.42	-5.78	68.20	Peak

Note:

1. " *", means this data is the worst emission level.

2. C.F (Correction Factor) = Antenna Factor (dB/m) + Cable Loss (dB) + 16dB Attenuation (dB) – Preamplifier(dB).

3. Measurement(dBμV/m) = Reading(dBμV) + C.F (Correction Factor).

EUT	AXE5400 Whole Home Mesh Wi-Fi 6E System	Date of Test	2021-12-06
Factor	BBHA 9120D (1GHz~18GHz)_2021	Temp. / Humidity	26.2°C/53.4%
Polarity	Horizontal	Site / Test Engineer	AC1 / Jay
Test Mode	Transmit by 802.11ac-VHT160 at Channel 5250MHz	Test Voltage	120V/60Hz

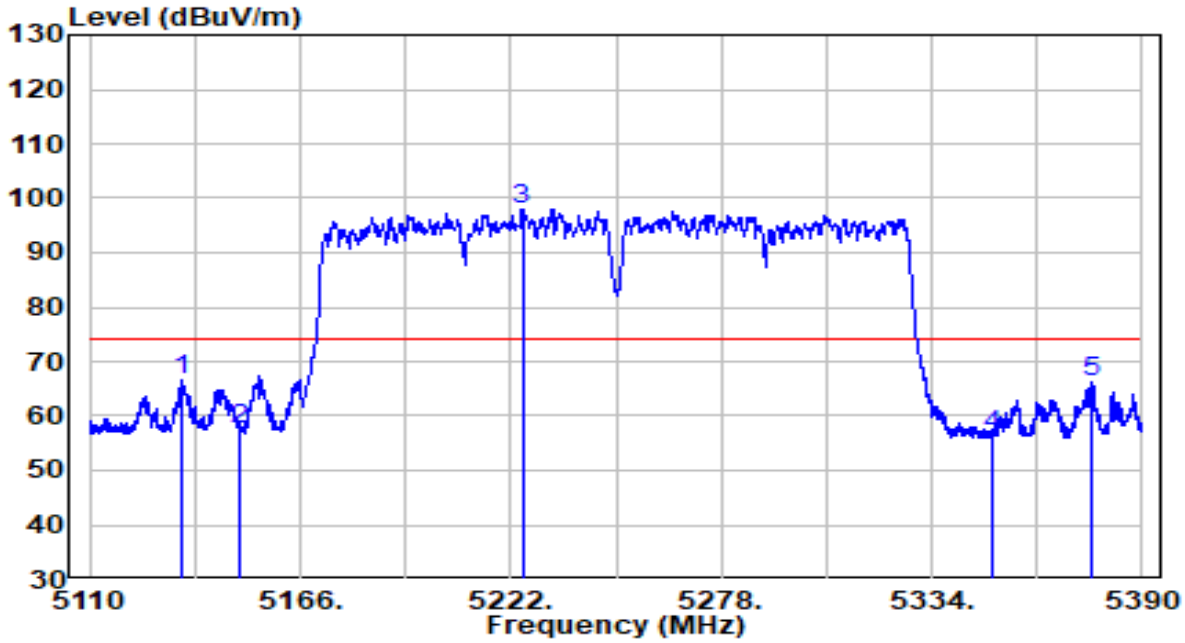

No		Frequency (MHz)	Reading (dBμV)	C.F (dB/m)	Measurement (dBμV/m)	Margin (dB)	Limit (dBμV/m)	Remark (QP/PK/AV)
1		5134.220	46.34	20.17	66.51	-7.49	74.00	Peak
2		5150.000	37.35	20.20	57.55	-16.45	74.00	Peak
3	*	5225.080	77.67	20.32	97.99	N/A	N/A	Peak
4		5350.000	35.87	20.52	56.39	-17.61	74.00	Peak
5		5376.840	45.81	20.57	66.37	-7.63	74.00	Peak

Note:

1. " *", means this data is the worst emission level.
2. C.F (Correction Factor) = Antenna Factor (dB/m) + Cable Loss (dB) + 16dB Attenuation (dB) – Preamplifier(dB).
3. Measurement(dBμV/m) = Reading(dBμV) + C.F (Correction Factor).

EUT	AXE5400 Whole Home Mesh Wi-Fi 6E System	Date of Test	2021-12-06
Factor	BBHA 9120D (1GHz~18GHz)_2021	Temp. / Humidity	26.2°C/53.4%
Polarity	Horizontal	Site / Test Engineer	AC1 / Jay
Test Mode	Transmit by 802.11ac-VHT160 at Channel 5250MHz	Test Voltage	120V/60Hz

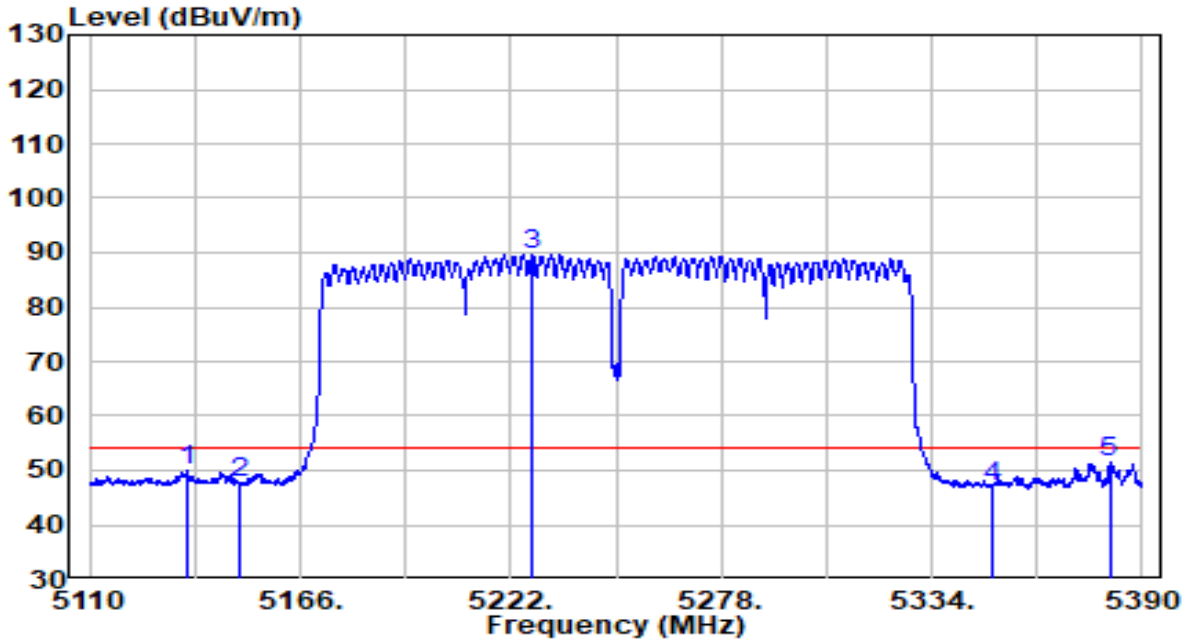

No		Frequency (MHz)	Reading (dBμV)	C.F (dB/m)	Measurement (dBμV/m)	Margin (dB)	Limit (dBμV/m)	Remark (QP/PK/AV)
1		5135.900	29.93	20.17	50.10	-3.90	54.00	Average
2		5150.000	27.43	20.20	47.63	-6.37	54.00	Average
3	*	5227.740	69.37	20.32	89.69	N/A	N/A	Average
4		5350.000	26.36	20.52	46.88	-7.12	54.00	Average
5		5381.320	30.88	20.58	51.46	-2.54	54.00	Average

Note:

1. " *", means this data is the worst emission level.
2. C.F (Correction Factor) = Antenna Factor (dB/m) + Cable Loss (dB) + 16dB Attenuation (dB) – Preamplifier(dB).
3. Measurement(dBμV/m) = Reading(dBμV) + C.F (Correction Factor).

EUT	AXE5400 Whole Home Mesh Wi-Fi 6E System	Date of Test	2021-12-06
Factor	BBHA 9120D (1GHz~18GHz)_2021	Temp. / Humidity	26.2°C/53.4%
Polarity	Vertical	Site / Test Engineer	AC1 / Jay
Test Mode	Transmit by 802.11ac-VHT160 at Channel 5250MHz	Test Voltage	120V/60Hz

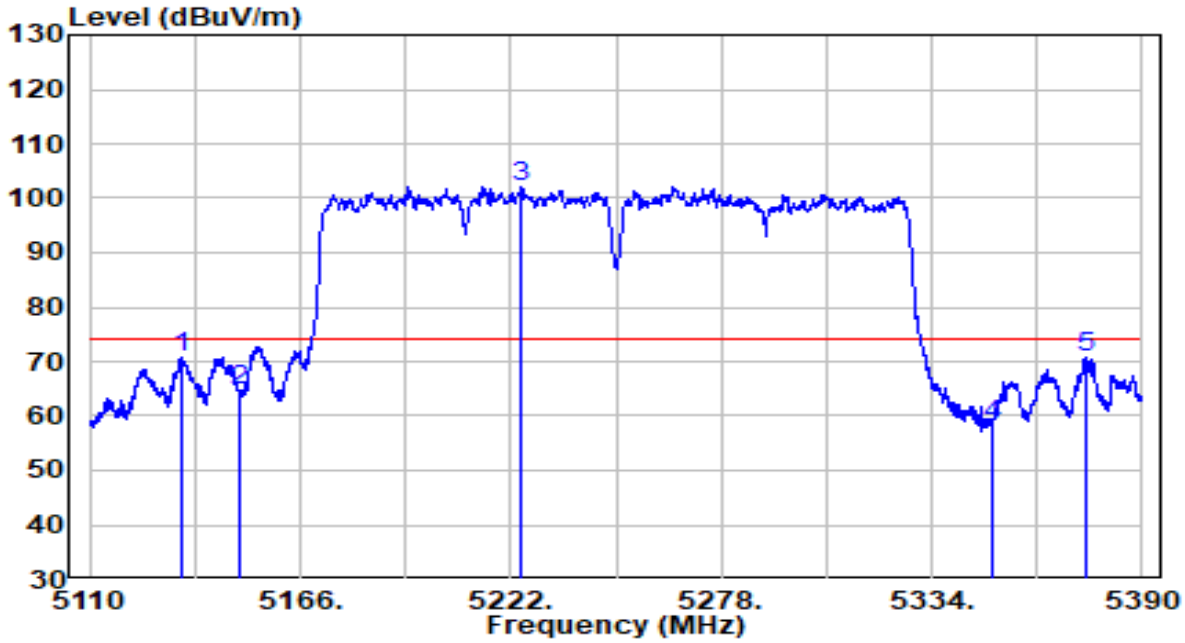

No		Frequency (MHz)	Reading (dBμV)	C.F (dB/m)	Measurement (dBμV/m)	Margin (dB)	Limit (dBμV/m)	Remark (QP/PK/AV)
1		5134.360	50.68	20.17	70.85	-3.15	74.00	Peak
2		5150.000	44.65	20.20	64.85	-9.15	74.00	Peak
3	*	5224.940	81.91	20.32	102.22	N/A	N/A	Peak
4		5350.000	37.82	20.52	58.34	-15.66	74.00	Peak
5		5375.160	50.03	20.57	70.60	-3.40	74.00	Peak

Note:

1. " *", means this data is the worst emission level.
2. C.F (Correction Factor) = Antenna Factor (dB/m) + Cable Loss (dB) + 16dB Attenuation (dB) – Preamplifier(dB).
3. Measurement(dBμV/m) = Reading(dBμV) + C.F (Correction Factor).

EUT	AXE5400 Whole Home Mesh Wi-Fi 6E System	Date of Test	2021-12-06
Factor	BBHA 9120D (1GHz~18GHz)_2021	Temp. / Humidity	26.2°C/53.4%
Polarity	Vertical	Site / Test Engineer	AC1 / Jay
Test Mode	Transmit by 802.11ac-VHT160 at Channel 5250MHz	Test Voltage	120V/60Hz

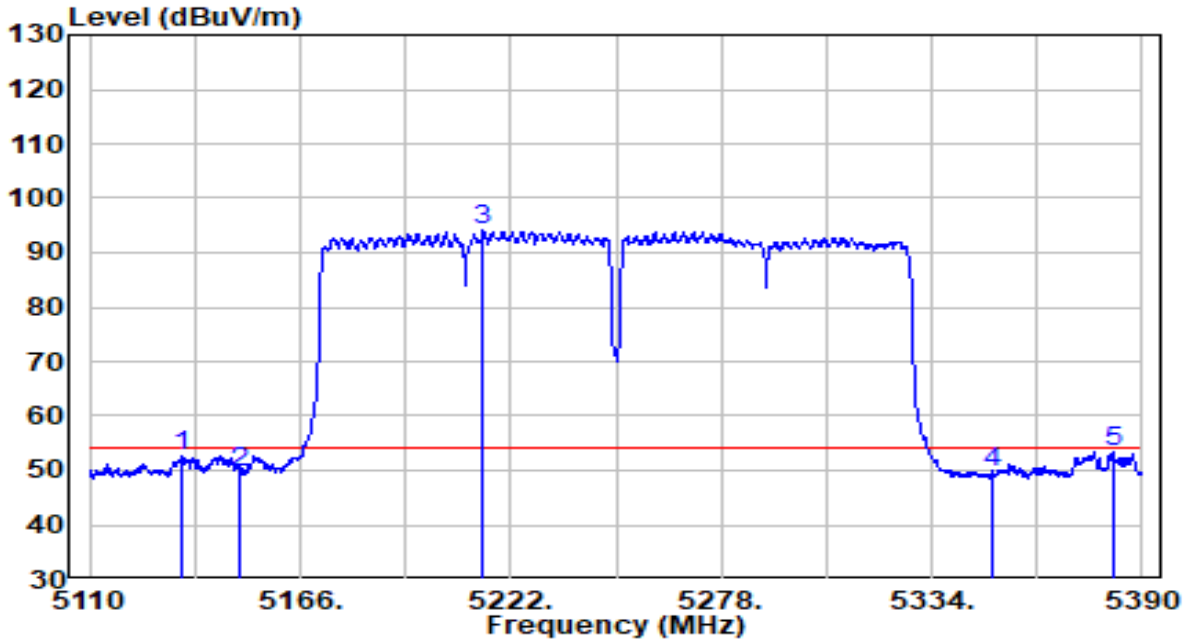

No		Frequency (MHz)	Reading (dBμV)	C.F (dB/m)	Measurement (dBμV/m)	Margin (dB)	Limit (dBμV/m)	Remark (QP/PK/AV)
1		5134.780	32.54	20.17	52.71	-1.29	54.00	Average
2		5150.000	29.38	20.20	49.58	-4.42	54.00	Average
3	*	5214.580	73.71	20.30	94.02	N/A	N/A	Average
4		5350.000	29.00	20.52	49.52	-4.48	54.00	Average
5		5382.160	32.85	20.58	53.42	-0.58	54.00	Average

Note:

1. " *", means this data is the worst emission level.
2. C.F (Correction Factor) = Antenna Factor (dB/m) + Cable Loss (dB) + 16dB Attenuation (dB) – Preamplifier(dB).
3. Measurement(dBμV/m) = Reading(dBμV) + C.F (Correction Factor).

EUT	AXE5400 Whole Home Mesh Wi-Fi 6E System	Date of Test	2021-12-06
Factor	BBHA 9120D (1GHz~18GHz)_2021	Temp. / Humidity	26.2°C/53.4%
Polarity	Horizontal	Site / Test Engineer	AC1 / Jay
Test Mode	Transmit by 802.11ax-HE20 at Channel 5180MHz	Test Voltage	120V/60Hz

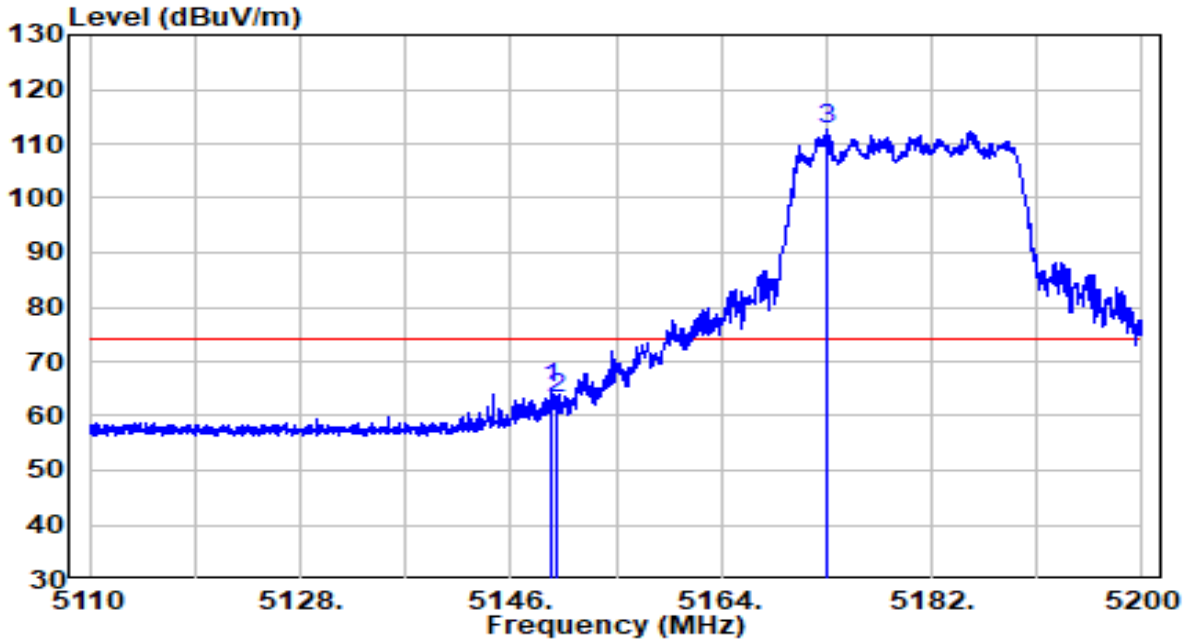

No		Frequency (MHz)	Reading (dBμV)	C.F (dB/m)	Measurement (dBμV/m)	Margin (dB)	Limit (dBμV/m)	Remark (QP/PK/AV)
1		5149.555	44.80	20.20	64.99	-9.01	74.00	Peak
2		5150.000	42.94	20.20	63.14	-10.86	74.00	Peak
3	*	5173.045	92.33	20.23	112.56	N/A	N/A	Peak

Note:

1. " *", means this data is the worst emission level.

2. C.F (Correction Factor) = Antenna Factor (dB/m) + Cable Loss (dB) + 16dB Attenuation (dB) – Preamplifier(dB).

3. Measurement(dBμV/m) = Reading(dBμV) + C.F (Correction Factor).

EUT	AXE5400 Whole Home Mesh Wi-Fi 6E System	Date of Test	2021-12-06
Factor	BBHA 9120D (1GHz~18GHz)_2021	Temp. / Humidity	26.2°C/53.4%
Polarity	Horizontal	Site / Test Engineer	AC1 / Jay
Test Mode	Transmit by 802.11ax-HE20 at Channel 5180MHz	Test Voltage	120V/60Hz

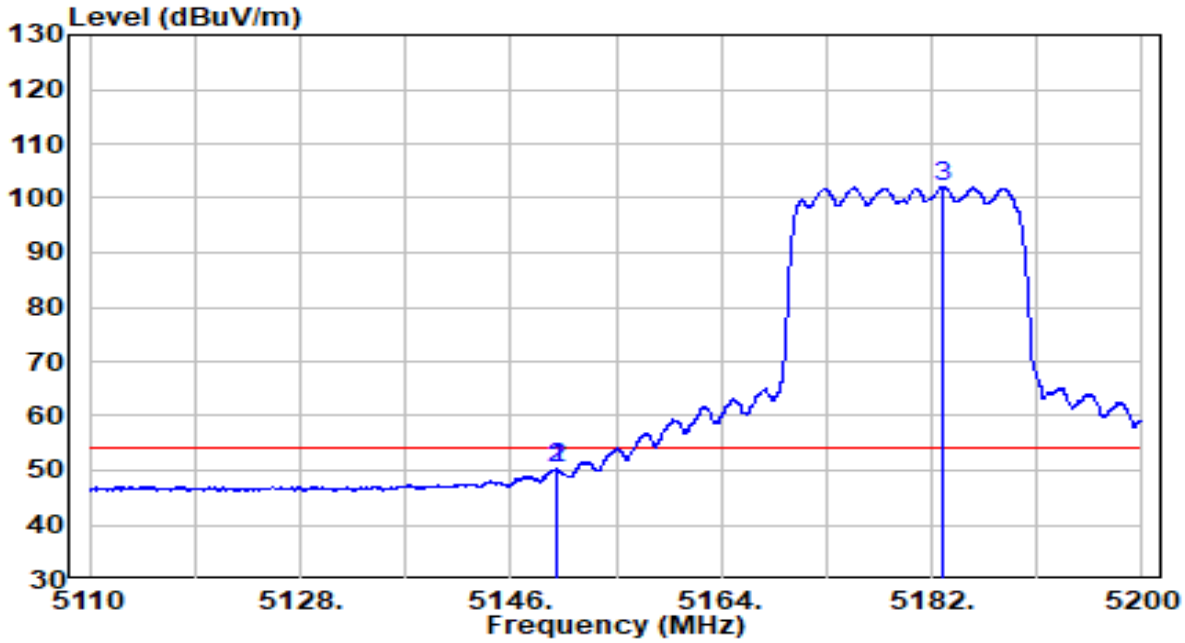

No		Frequency (MHz)	Reading (dBμV)	C.F (dB/m)	Measurement (dBμV/m)	Margin (dB)	Limit (dBμV/m)	Remark (QP/PK/AV)
1		5149.960	30.22	20.20	50.42	-3.58	54.00	Average
2		5150.000	30.07	20.20	50.26	-3.74	54.00	Average
3	*	5183.035	81.73	20.25	101.98	N/A	N/A	Average

Note:

1. " *", means this data is the worst emission level.

2. C.F (Correction Factor) = Antenna Factor (dB/m) + Cable Loss (dB) + 16dB Attenuation (dB) – Preamplifier(dB).

3. Measurement(dBμV/m) = Reading(dBμV) + C.F (Correction Factor).

EUT	AXE5400 Whole Home Mesh Wi-Fi 6E System	Date of Test	2021-12-06
Factor	BBHA 9120D (1GHz~18GHz)_2021	Temp. / Humidity	26.2°C/53.4%
Polarity	Vertical	Site / Test Engineer	AC1 / Jay
Test Mode	Transmit by 802.11ax-HE20 at Channel 5180MHz	Test Voltage	120V/60Hz

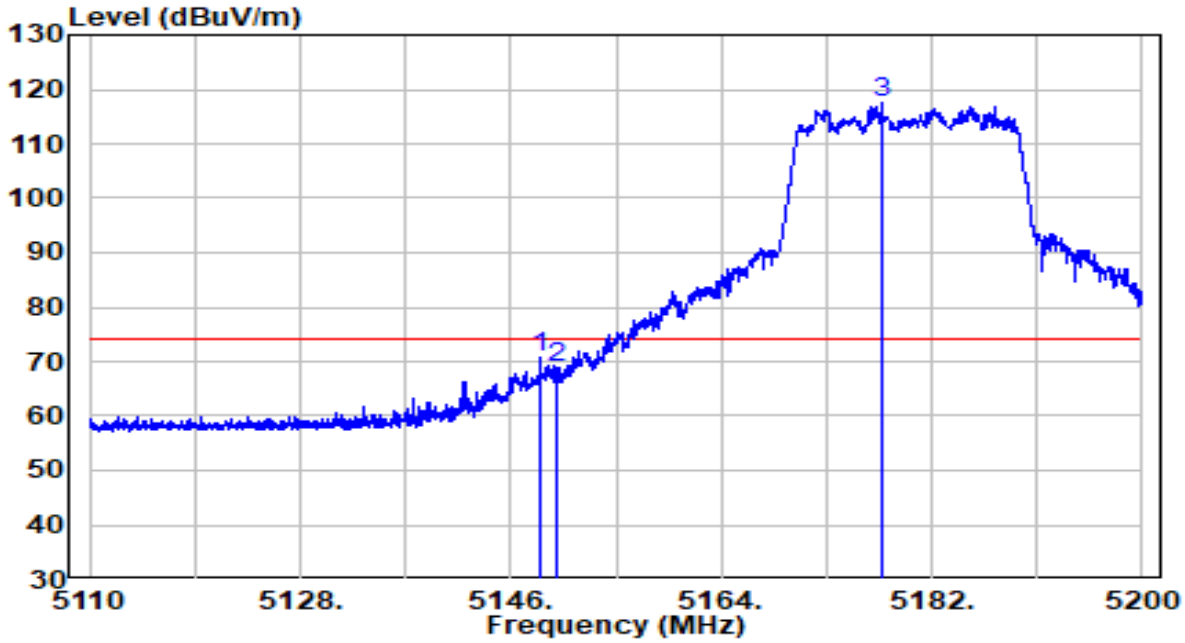

No		Frequency (MHz)	Reading (dBμV)	C.F (dB/m)	Measurement (dBμV/m)	Margin (dB)	Limit (dBμV/m)	Remark (QP/PK/AV)
1		5148.565	50.45	20.19	70.64	-3.36	74.00	Peak
2		5150.000	48.75	20.20	68.94	-5.06	74.00	Peak
3	*	5177.770	97.21	20.24	117.45	N/A	N/A	Peak

Note:

1. " *", means this data is the worst emission level.

2. C.F (Correction Factor) = Antenna Factor (dB/m) + Cable Loss (dB) + 16dB Attenuation (dB) – Preamplifier(dB).

3. Measurement(dBμV/m) = Reading(dBμV) + C.F (Correction Factor).

EUT	AXE5400 Whole Home Mesh Wi-Fi 6E System	Date of Test	2021-12-06
Factor	BBHA 9120D (1GHz~18GHz)_2021	Temp. / Humidity	26.2°C/53.4%
Polarity	Vertical	Site / Test Engineer	AC1 / Jay
Test Mode	Transmit by 802.11ax-HE20 at Channel 5180MHz	Test Voltage	120V/60Hz

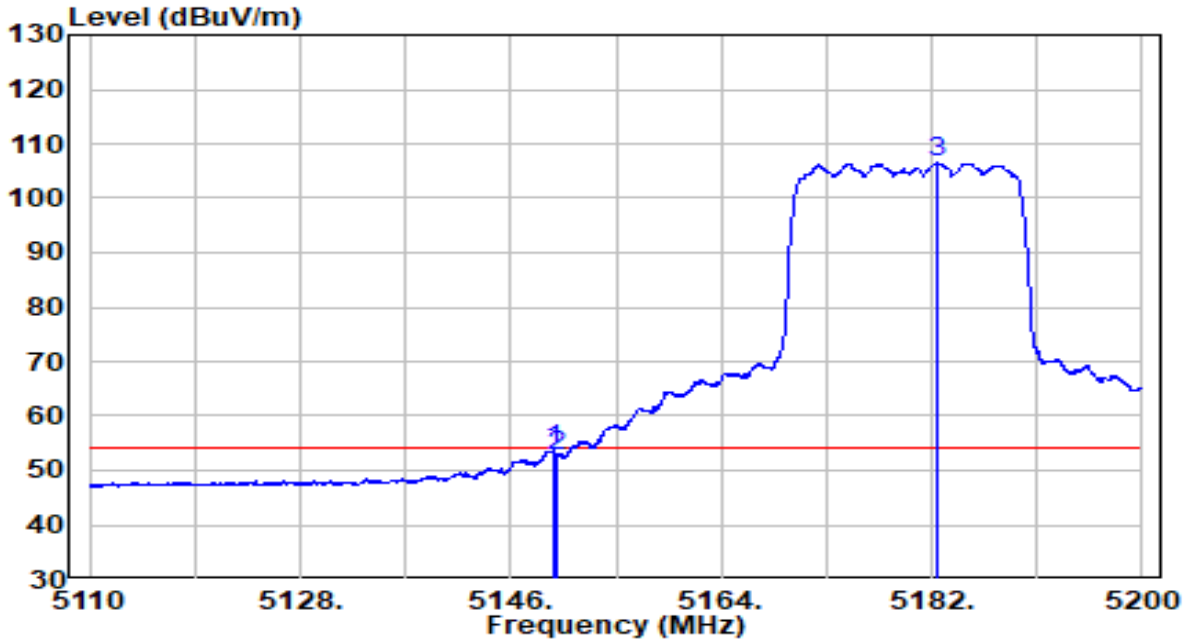

No		Frequency (MHz)	Reading (dBμV)	C.F (dB/m)	Measurement (dBμV/m)	Margin (dB)	Limit (dBμV/m)	Remark (QP/PK/AV)
1		5149.690	33.40	20.20	53.59	-0.41	54.00	Average
2		5150.000	32.63	20.20	52.83	-1.17	54.00	Average
3	*	5182.450	86.22	20.25	106.47	N/A	N/A	Average

Note:

1. " *", means this data is the worst emission level.

2. C.F (Correction Factor) = Antenna Factor (dB/m) + Cable Loss (dB) + 16dB Attenuation (dB) – Preamplifier(dB).

3. Measurement(dBμV/m) = Reading(dBμV) + C.F (Correction Factor).

EUT	AXE5400 Whole Home Mesh Wi-Fi 6E System	Date of Test	2021-12-06
Factor	BBHA 9120D (1GHz~18GHz)_2021	Temp. / Humidity	26.2°C/53.4%
Polarity	Horizontal	Site / Test Engineer	AC1 / Jay
Test Mode	Transmit by 802.11ax-HE20 at Channel 5745MHz	Test Voltage	120V/60Hz

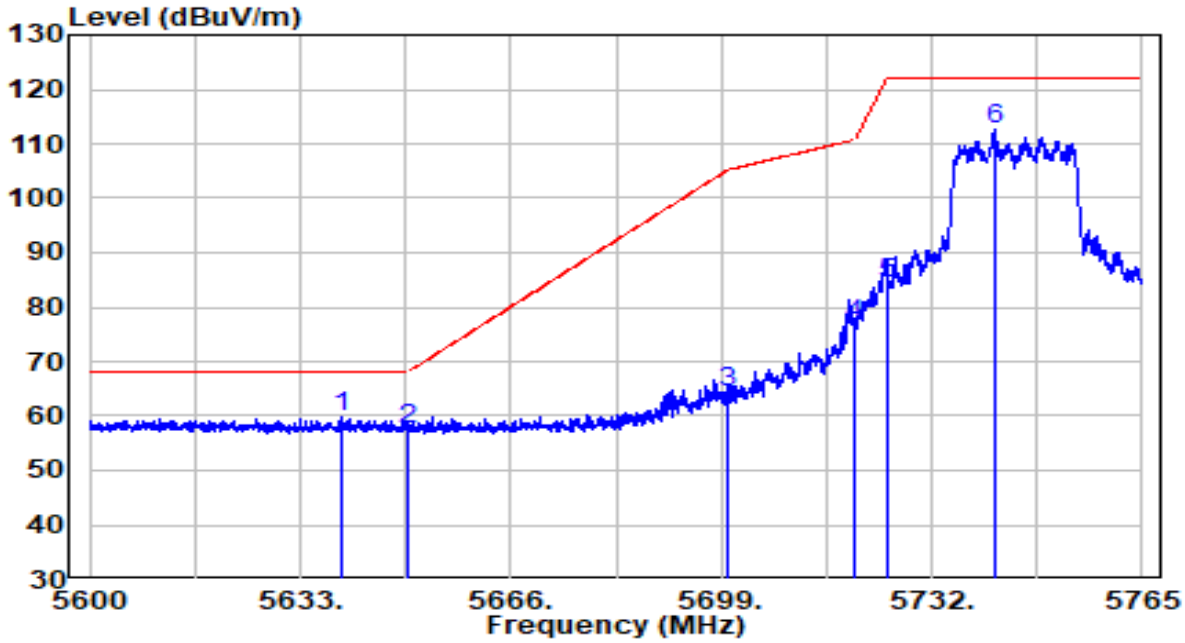

No		Frequency (MHz)	Reading (dBμV)	C.F (dB/m)	Measurement (dBμV/m)	Margin (dB)	Limit (dBμV/m)	Remark (QP/PK/AV)
1	*	5639.518	38.42	21.28	59.69	-8.51	68.20	Peak
2		5650.000	36.19	21.32	57.50	-10.70	68.20	Peak
3		5700.000	42.93	21.50	64.43	-40.77	105.20	Peak
4		5720.000	55.18	21.57	76.75	-34.05	110.80	Peak
5		5725.000	62.64	21.59	84.23	-37.97	122.20	Peak
6		5741.817	91.15	21.65	112.80	N/A	N/A	Peak

Note:

1. " *", means this data is the worst emission level.
2. C.F (Correction Factor) = Antenna Factor (dB/m) + Cable Loss (dB) + 16dB Attenuation (dB) – Preamplifier(dB).
3. Measurement(dBμV/m) = Reading(dBμV) + C.F (Correction Factor).

EUT	AXE5400 Whole Home Mesh Wi-Fi 6E System	Date of Test	2021-12-06
Factor	BBHA 9120D (1GHz~18GHz)_2021	Temp. / Humidity	26.2°C/53.4%
Polarity	Vertical	Site / Test Engineer	AC1 / Jay
Test Mode	Transmit by 802.11ax-HE20 at Channel 5745MHz	Test Voltage	120V/60Hz

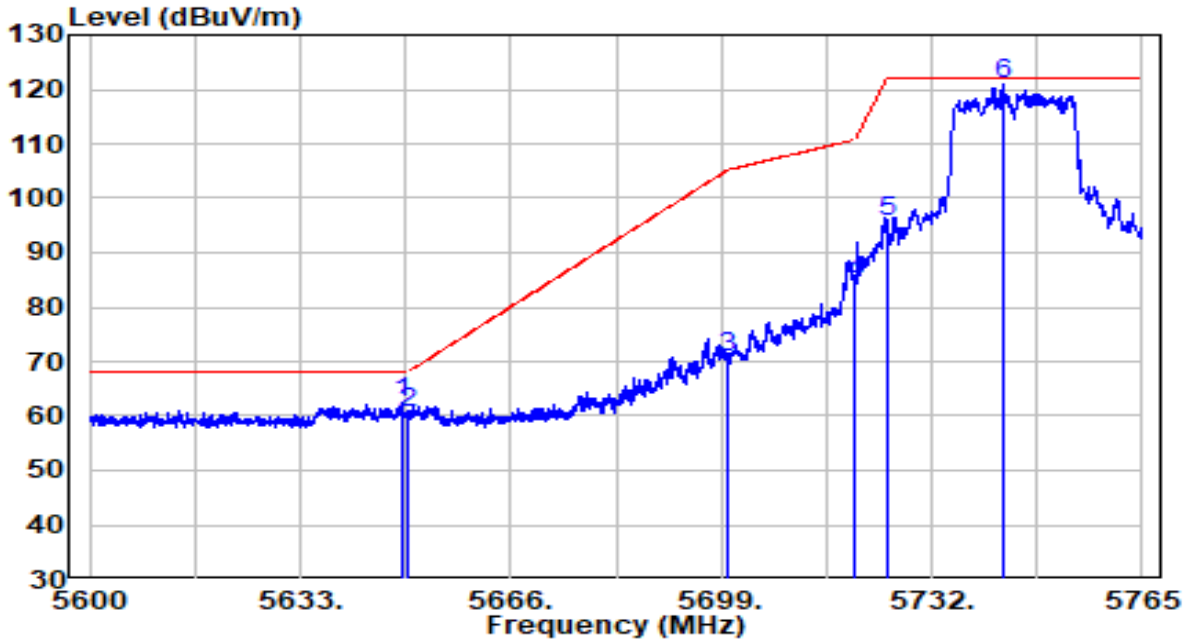

No		Frequency (MHz)	Reading (dBμV)	C.F (dB/m)	Measurement (dBμV/m)	Margin (dB)	Limit (dBμV/m)	Remark (QP/PK/AV)
1		5648.840	41.06	21.31	62.38	-5.82	68.20	Peak
2		5650.000	39.18	21.32	60.50	-7.70	68.20	Peak
3		5700.000	49.23	21.50	70.73	-34.47	105.20	Peak
4		5720.000	62.66	21.57	84.24	-26.56	110.80	Peak
5		5725.000	74.03	21.59	95.62	-26.58	122.20	Peak
6	*	5743.138	99.19	21.66	120.85	N/A	N/A	Peak

Note:

1. " *", means this data is the worst emission level.
2. C.F (Correction Factor) = Antenna Factor (dB/m) + Cable Loss (dB) + 16dB Attenuation (dB) – Preamplifier(dB).
3. Measurement(dBμV/m) = Reading(dBμV) + C.F (Correction Factor).

EUT	AXE5400 Whole Home Mesh Wi-Fi 6E System	Date of Test	2021-12-06
Factor	BBHA 9120D (1GHz~18GHz)_2021	Temp. / Humidity	26.2°C/53.4%
Polarity	Horizontal	Site / Test Engineer	AC1 / Jay
Test Mode	Transmit by 802.11ax-HE20 at Channel 5825MHz	Test Voltage	120V/60Hz

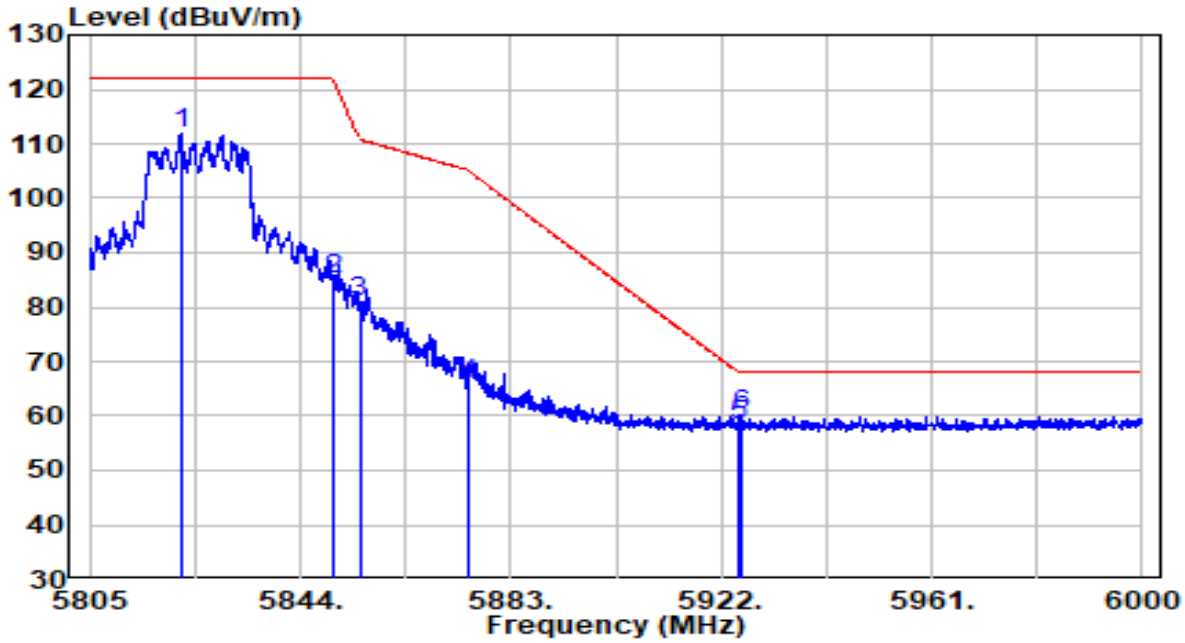

No		Frequency (MHz)	Reading (dBμV)	C.F (dB/m)	Measurement (dBμV/m)	Margin (dB)	Limit (dBμV/m)	Remark (QP/PK/AV)
1		5821.965	90.01	21.94	111.95	N/A	N/A	Peak
2		5850.000	63.01	22.04	85.05	-37.15	122.20	Peak
3		5855.000	58.72	22.06	80.79	-30.01	110.80	Peak
4		5875.000	43.87	22.14	66.00	-39.20	105.20	Peak
5		5925.000	35.92	22.32	58.24	-9.96	68.20	Peak
6	*	5925.705	37.95	22.32	60.27	-7.93	68.20	Peak

Note:

1. " *", means this data is the worst emission level.
2. C.F (Correction Factor) = Antenna Factor (dB/m) + Cable Loss (dB) + 16dB Attenuation (dB) – Preamplifier(dB).
3. Measurement(dBμV/m) = Reading(dBμV) + C.F (Correction Factor).

EUT	AXE5400 Whole Home Mesh Wi-Fi 6E System	Date of Test	2021-12-06
Factor	BBHA 9120D (1GHz~18GHz)_2021	Temp. / Humidity	26.2°C/53.4%
Polarity	Vertical	Site / Test Engineer	AC1 / Jay
Test Mode	Transmit by 802.11ax-HE20 at Channel 5825MHz	Test Voltage	120V/60Hz

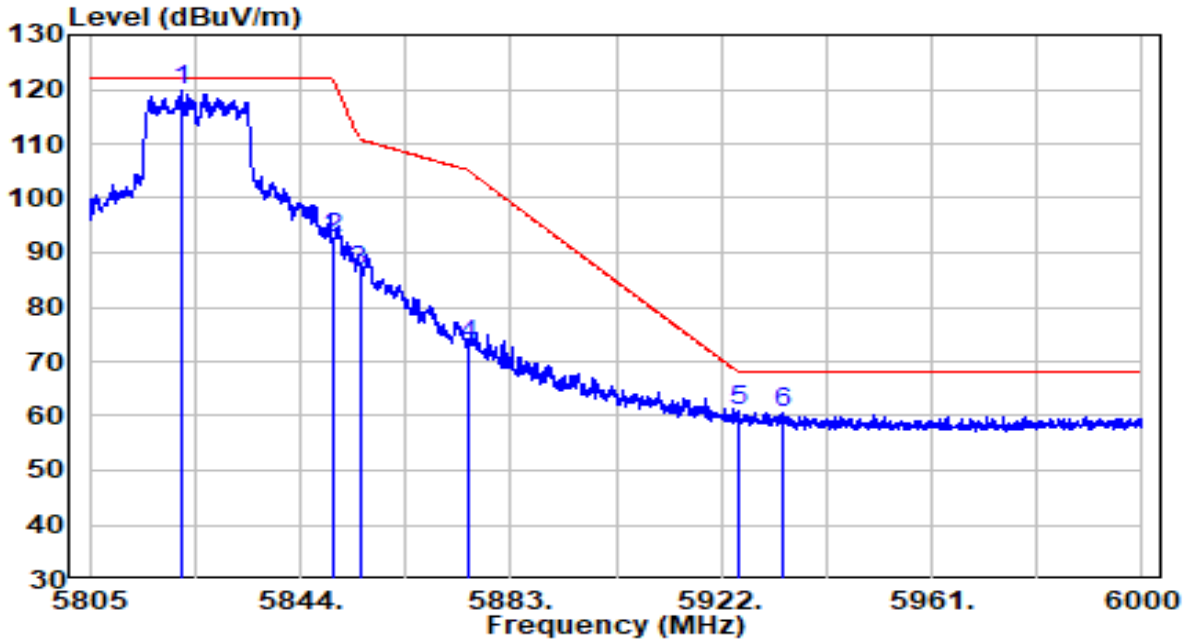

No		Frequency (MHz)	Reading (dBμV)	C.F (dB/m)	Measurement (dBμV/m)	Margin (dB)	Limit (dBμV/m)	Remark (QP/PK/AV)
1	*	5821.965	97.92	21.94	119.86	N/A	N/A	Peak
2		5850.000	70.59	22.04	92.63	-29.57	122.20	Peak
3		5855.000	64.55	22.06	86.62	-24.18	110.80	Peak
4		5875.000	50.72	22.14	72.86	-32.34	105.20	Peak
5		5925.000	38.52	22.32	60.84	-7.36	68.20	Peak
6		5933.505	38.37	22.35	60.72	-7.48	68.20	Peak

Note:

1. " *", means this data is the worst emission level.
2. C.F (Correction Factor) = Antenna Factor (dB/m) + Cable Loss (dB) + 16dB Attenuation (dB) – Preamplifier(dB).
3. Measurement(dBμV/m) = Reading(dBμV) + C.F (Correction Factor).

EUT	AXE5400 Whole Home Mesh Wi-Fi 6E System	Date of Test	2021-12-06
Factor	BBHA 9120D (1GHz~18GHz)_2021	Temp. / Humidity	26.2°C/53.4%
Polarity	Horizontal	Site / Test Engineer	AC1 / Jay
Test Mode	Transmit by 802.11ax-HE40 at Channel 5190MHz	Test Voltage	120V/60Hz

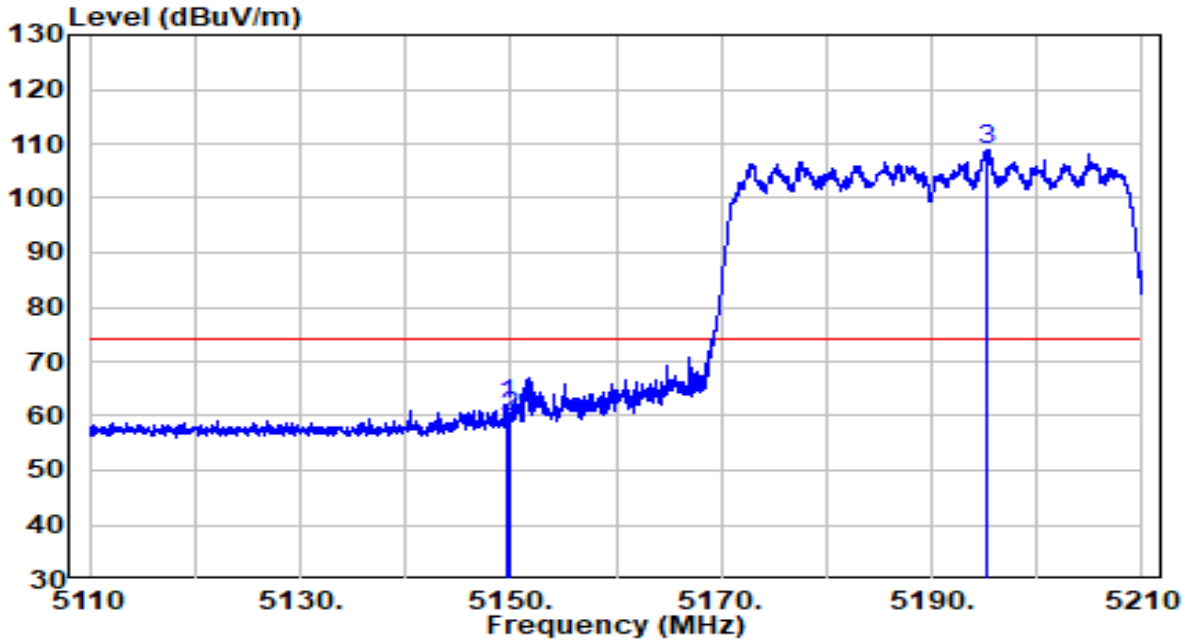

No		Frequency (MHz)	Reading (dBμV)	C.F (dB/m)	Measurement (dBμV/m)	Margin (dB)	Limit (dBμV/m)	Remark (QP/PK/AV)
1		5149.650	41.84	20.20	62.04	-11.96	74.00	Peak
2		5150.000	39.49	20.20	59.69	-14.31	74.00	Peak
3	*	5195.350	88.76	20.27	109.03	N/A	N/A	Peak

Note:

1. " *", means this data is the worst emission level.

2. C.F (Correction Factor) = Antenna Factor (dB/m) + Cable Loss (dB) + 16dB Attenuation (dB) – Preamplifier(dB).

3. Measurement(dBμV/m) = Reading(dBμV) + C.F (Correction Factor).

EUT	AXE5400 Whole Home Mesh Wi-Fi 6E System	Date of Test	2021-12-06
Factor	BBHA 9120D (1GHz~18GHz)_2021	Temp. / Humidity	26.2°C/53.4%
Polarity	Horizontal	Site / Test Engineer	AC1 / Jay
Test Mode	Transmit by 802.11ax-HE40 at Channel 5190MHz	Test Voltage	120V/60Hz

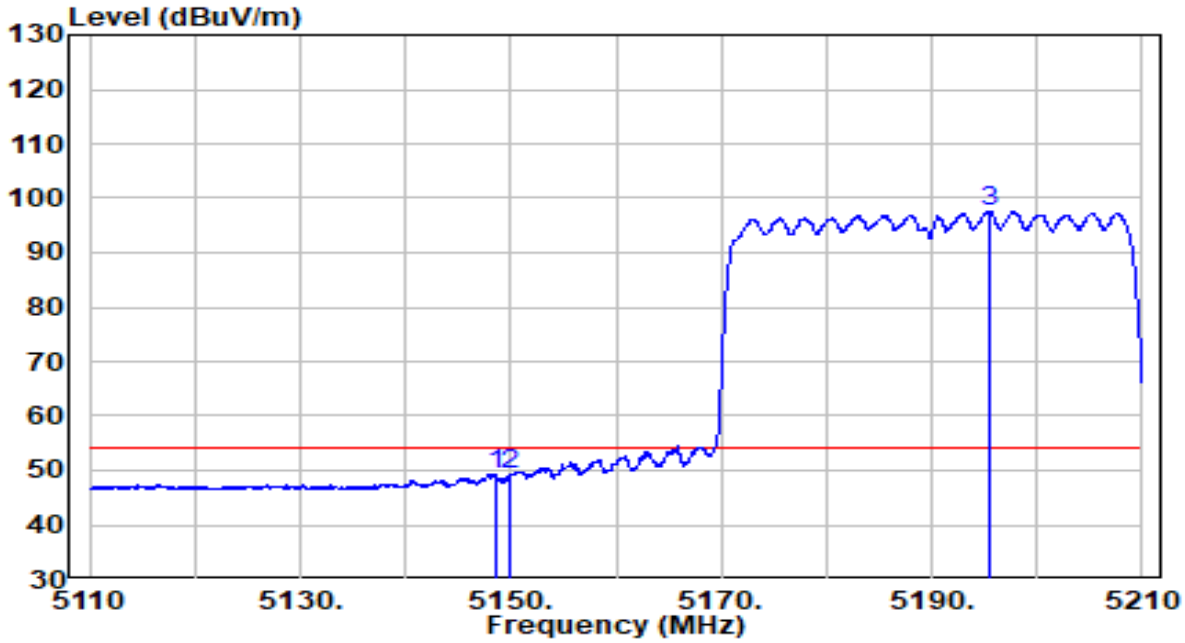

No		Frequency (MHz)	Reading (dBμV)	C.F (dB/m)	Measurement (dBμV/m)	Margin (dB)	Limit (dBμV/m)	Remark (QP/PK/AV)
1		5148.650	29.17	20.19	49.37	-4.63	54.00	Average
2		5150.000	29.09	20.20	49.29	-4.71	54.00	Average
3	*	5195.600	77.40	20.27	97.67	N/A	N/A	Average

Note:

1. " *", means this data is the worst emission level.

2. C.F (Correction Factor) = Antenna Factor (dB/m) + Cable Loss (dB) + 16dB Attenuation (dB) – Preamplifier(dB).

3. Measurement(dBμV/m) = Reading(dBμV) + C.F (Correction Factor).

EUT	AXE5400 Whole Home Mesh Wi-Fi 6E System	Date of Test	2021-12-06
Factor	BBHA 9120D (1GHz~18GHz)_2021	Temp. / Humidity	26.2°C/53.4%
Polarity	Vertical	Site / Test Engineer	AC1 / Jay
Test Mode	Transmit by 802.11ax-HE40 at Channel 5190MHz	Test Voltage	120V/60Hz

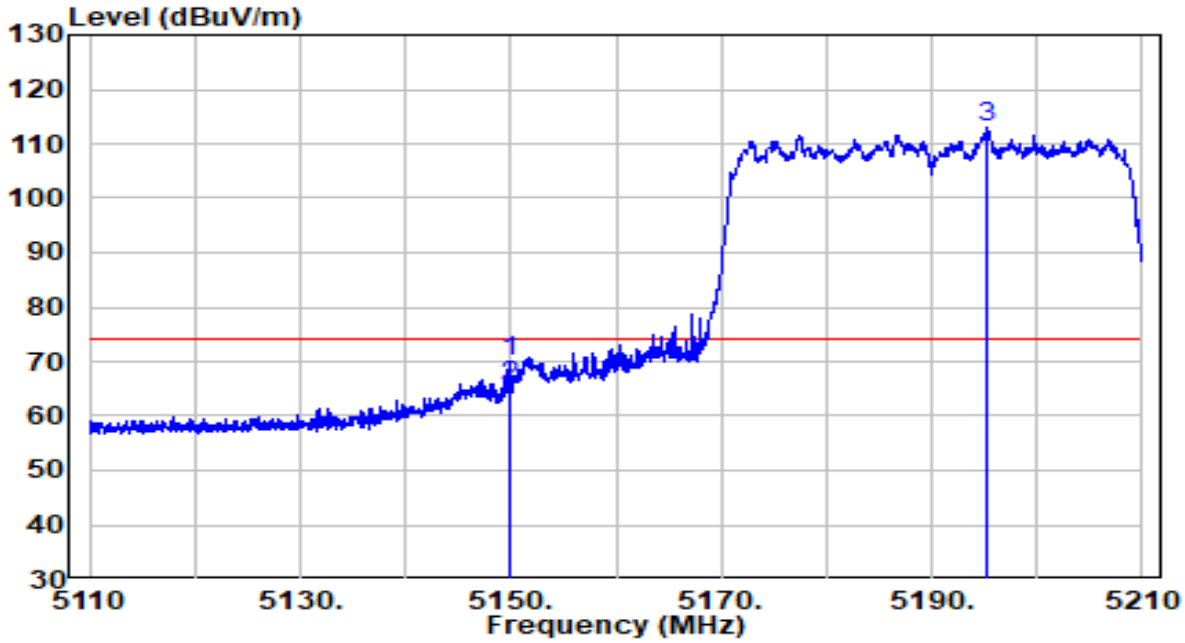

No		Frequency (MHz)	Reading (dBμV)	C.F (dB/m)	Measurement (dBμV/m)	Margin (dB)	Limit (dBμV/m)	Remark (QP/PK/AV)
1		5149.950	49.95	20.20	70.15	-3.85	74.00	Peak
2		5150.000	45.34	20.20	65.53	-8.47	74.00	Peak
3	*	5195.200	92.71	20.27	112.98	N/A	N/A	Peak

Note:

1. " *", means this data is the worst emission level.

2. C.F (Correction Factor) = Antenna Factor (dB/m) + Cable Loss (dB) + 16dB Attenuation (dB) – Preamplifier(dB).

3. Measurement(dBμV/m) = Reading(dBμV) + C.F (Correction Factor).

EUT	AXE5400 Whole Home Mesh Wi-Fi 6E System	Date of Test	2021-12-06
Factor	BBHA 9120D (1GHz~18GHz)_2021	Temp. / Humidity	26.2°C/53.4%
Polarity	Vertical	Site / Test Engineer	AC1 / Jay
Test Mode	Transmit by 802.11ax-HE40 at Channel 5190MHz	Test Voltage	120V/60Hz

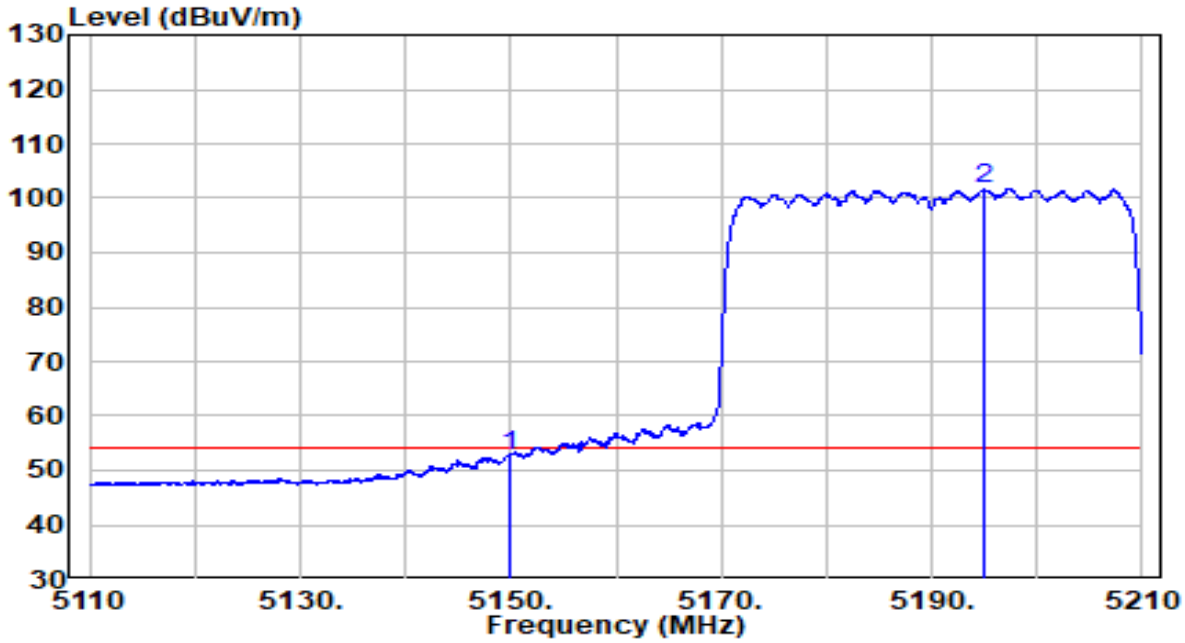

No		Frequency (MHz)	Reading (dBμV)	C.F (dB/m)	Measurement (dBμV/m)	Margin (dB)	Limit (dBμV/m)	Remark (QP/PK/AV)
1		5150.000	32.60	20.20	52.79	-1.21	54.00	Average
2	*	5195.050	81.44	20.27	101.71	N/A	N/A	Average

Note:

1. " *", means this data is the worst emission level.
2. C.F (Correction Factor) = Antenna Factor (dB/m) + Cable Loss (dB) + 16dB Attenuation (dB) – Preamplifier(dB).
3. Measurement(dBμV/m) = Reading(dBμV) + C.F (Correction Factor).

EUT	AXE5400 Whole Home Mesh Wi-Fi 6E System	Date of Test	2021-12-06
Factor	BBHA 9120D (1GHz~18GHz)_2021	Temp. / Humidity	26.2°C/53.4%
Polarity	Horizontal	Site / Test Engineer	AC1 / Jay
Test Mode	Transmit by 802.11ax-HE40 at Channel 5755MHz	Test Voltage	120V/60Hz

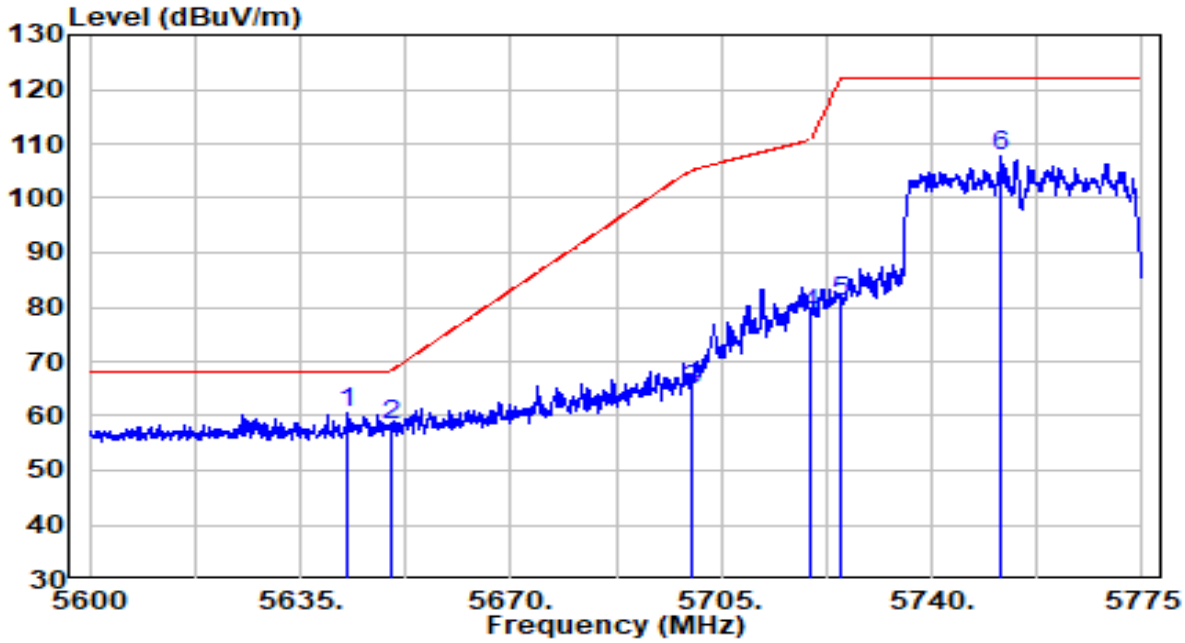

No		Frequency (MHz)	Reading (dBμV)	C.F (dB/m)	Measurement (dBμV/m)	Margin (dB)	Limit (dBμV/m)	Remark (QP/PK/AV)
1	*	5642.700	39.11	21.29	60.40	-7.80	68.20	Peak
2		5650.000	36.85	21.32	58.16	-10.04	68.20	Peak
3		5700.000	43.33	21.50	64.83	-40.37	105.20	Peak
4		5720.000	57.14	21.57	78.71	-32.09	110.80	Peak
5		5725.000	59.47	21.59	81.05	-41.15	122.20	Peak
6		5751.462	86.05	21.69	107.74	N/A	N/A	Peak

Note:

1. " *", means this data is the worst emission level.
2. C.F (Correction Factor) = Antenna Factor (dB/m) + Cable Loss (dB) + 16dB Attenuation (dB) – Preamplifier(dB).
3. Measurement(dBμV/m) = Reading(dBμV) + C.F (Correction Factor).

EUT	AXE5400 Whole Home Mesh Wi-Fi 6E System	Date of Test	2021-12-06
Factor	BBHA 9120D (1GHz~18GHz)_2021	Temp. / Humidity	26.2°C/53.4%
Polarity	Vertical	Site / Test Engineer	AC1 / Jay
Test Mode	Transmit by 802.11ax-HE40 at Channel 5755MHz	Test Voltage	120V/60Hz

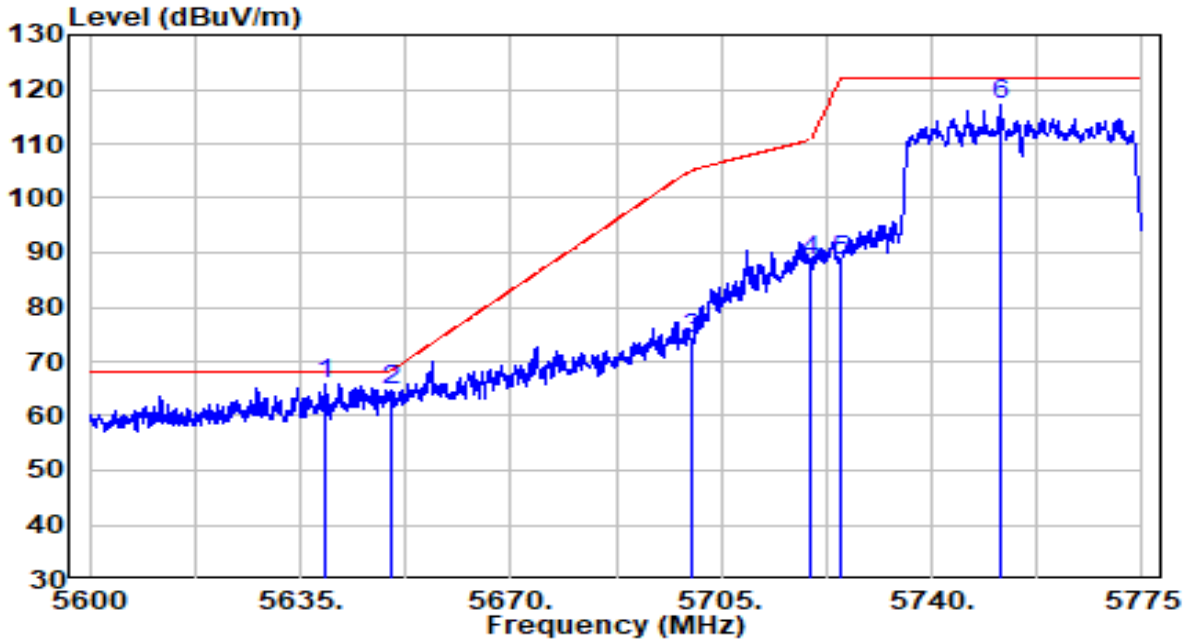

No		Frequency (MHz)	Reading (dBμV)	C.F (dB/m)	Measurement (dBμV/m)	Margin (dB)	Limit (dBμV/m)	Remark (QP/PK/AV)
1	*	5638.938	44.74	21.28	66.02	-2.18	68.20	Peak
2		5650.000	43.45	21.32	64.76	-3.44	68.20	Peak
3		5700.000	52.47	21.50	73.97	-31.23	105.20	Peak
4		5720.000	66.83	21.57	88.40	-22.40	110.80	Peak
5		5725.000	66.72	21.59	88.31	-33.89	122.20	Peak
6		5751.550	95.30	21.69	116.99	N/A	N/A	Peak

Note:

1. " *", means this data is the worst emission level.
2. C.F (Correction Factor) = Antenna Factor (dB/m) + Cable Loss (dB) + 16dB Attenuation (dB) – Preamplifier(dB).
3. Measurement(dBμV/m) = Reading(dBμV) + C.F (Correction Factor).

EUT	AXE5400 Whole Home Mesh Wi-Fi 6E System	Date of Test	2021-12-06
Factor	BBHA 9120D (1GHz~18GHz)_2021	Temp. / Humidity	26.2°C/53.4%
Polarity	Horizontal	Site / Test Engineer	AC1 / Jay
Test Mode	Transmit by 802.11ax-HE40 at Channel 5795MHz	Test Voltage	120V/60Hz

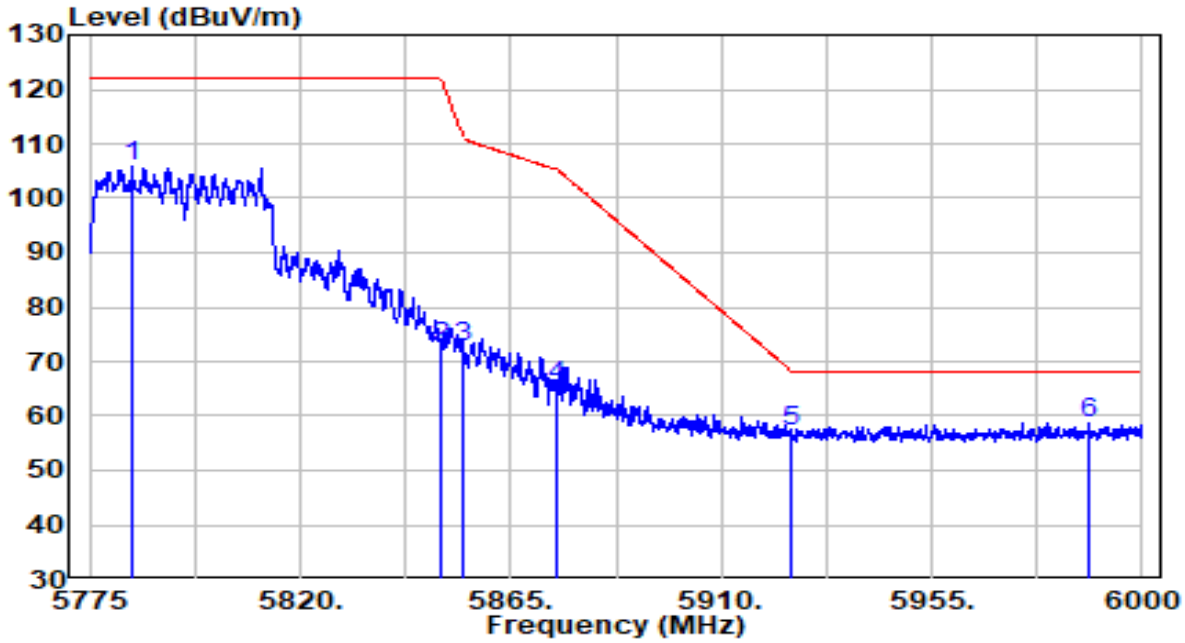

No		Frequency (MHz)	Reading (dBμV)	C.F (dB/m)	Measurement (dBμV/m)	Margin (dB)	Limit (dBμV/m)	Remark (QP/PK/AV)
1		5784.112	84.08	21.80	105.89	N/A	N/A	Peak
2		5850.000	50.64	22.04	72.69	-49.51	122.20	Peak
3		5855.000	50.48	22.06	72.54	-38.26	110.80	Peak
4		5875.000	43.49	22.14	65.62	-39.58	105.20	Peak
5		5925.000	34.89	22.32	57.21	-10.99	68.20	Peak
6	*	5988.525	36.11	22.55	58.66	-9.54	68.20	Peak

Note:

1. " *", means this data is the worst emission level.
2. C.F (Correction Factor) = Antenna Factor (dB/m) + Cable Loss (dB) + 16dB Attenuation (dB) – Preamplifier(dB).
3. Measurement(dBμV/m) = Reading(dBμV) + C.F (Correction Factor).

EUT	AXE5400 Whole Home Mesh Wi-Fi 6E System	Date of Test	2021-12-06
Factor	BBHA 9120D (1GHz~18GHz)_2021	Temp. / Humidity	26.2°C/53.4%
Polarity	Vertical	Site / Test Engineer	AC1 / Jay
Test Mode	Transmit by 802.11ax-HE40 at Channel 5795MHz	Test Voltage	120V/60Hz

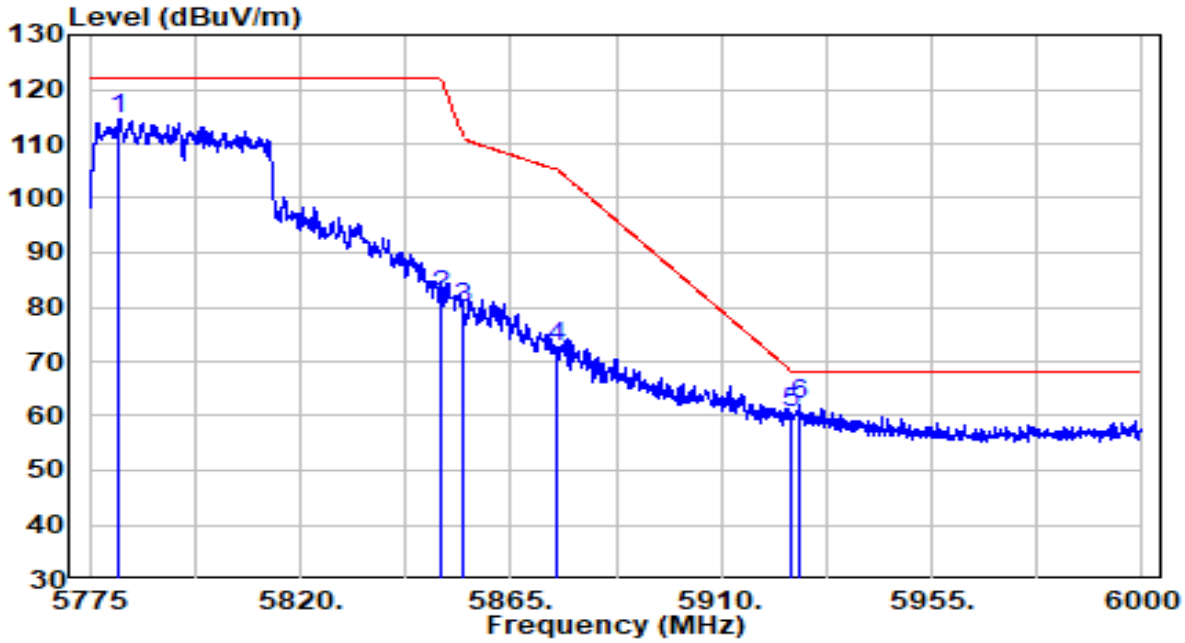

No		Frequency (MHz)	Reading (dBμV)	C.F (dB/m)	Measurement (dBμV/m)	Margin (dB)	Limit (dBμV/m)	Remark (QP/PK/AV)
1		5781.300	92.66	21.79	114.46	N/A	N/A	Peak
2		5850.000	59.86	22.04	81.90	-40.30	122.20	Peak
3		5855.000	57.83	22.06	79.89	-30.91	110.80	Peak
4		5875.000	50.50	22.14	72.64	-32.56	105.20	Peak
5		5925.000	38.17	22.32	60.49	-7.71	68.20	Peak
6	*	5926.538	39.73	22.32	62.05	-6.15	68.20	Peak

Note:

1. " *", means this data is the worst emission level.
2. C.F (Correction Factor) = Antenna Factor (dB/m) + Cable Loss (dB) + 16dB Attenuation (dB) – Preamplifier(dB).
3. Measurement(dBμV/m) = Reading(dBμV) + C.F (Correction Factor).

EUT	AXE5400 Whole Home Mesh Wi-Fi 6E System	Date of Test	2021-12-06
Factor	BBHA 9120D (1GHz~18GHz)_2021	Temp. / Humidity	26.2°C/53.4%
Polarity	Horizontal	Site / Test Engineer	AC1 / Jay
Test Mode	Transmit by 802.11ax-HE80 at Channel 5210MHz	Test Voltage	120V/60Hz

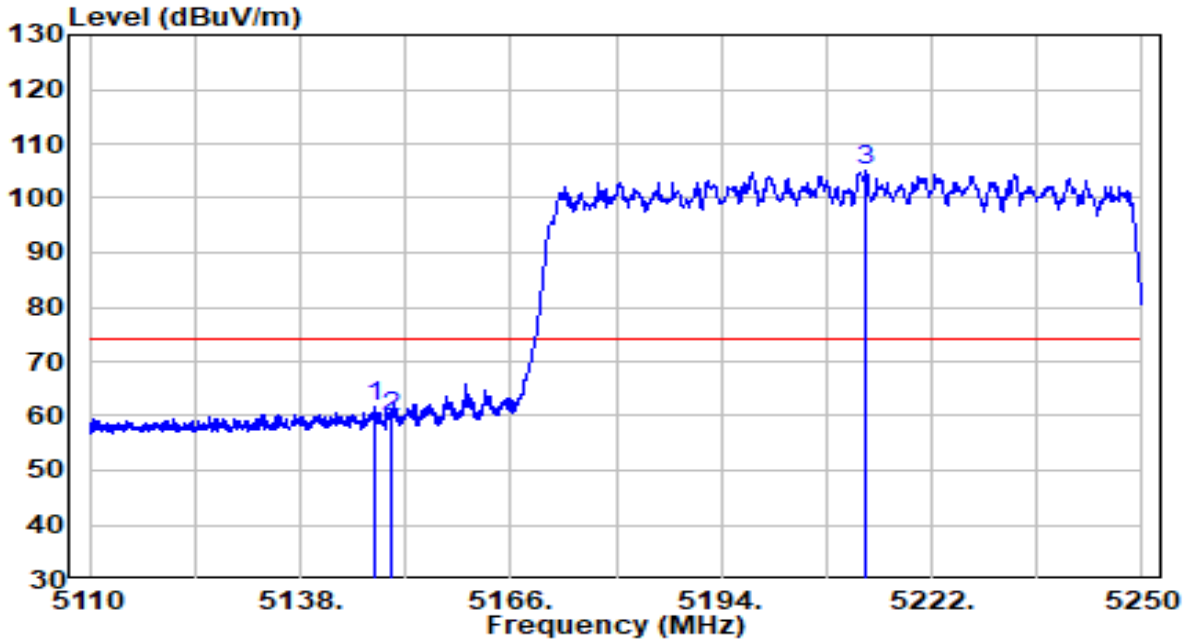

No		Frequency (MHz)	Reading (dBμV)	C.F (dB/m)	Measurement (dBμV/m)	Margin (dB)	Limit (dBμV/m)	Remark (QP/PK/AV)
1		5148.010	41.52	20.19	61.72	-12.28	74.00	Peak
2		5150.000	39.54	20.20	59.74	-14.26	74.00	Peak
3	*	5213.250	84.66	20.30	104.96	N/A	N/A	Peak

Note:

1. " *", means this data is the worst emission level.

2. C.F (Correction Factor) = Antenna Factor (dB/m) + Cable Loss (dB) + 16dB Attenuation (dB) – Preamplifier(dB).

3. Measurement(dBμV/m) = Reading(dBμV) + C.F (Correction Factor).

EUT	AXE5400 Whole Home Mesh Wi-Fi 6E System	Date of Test	2021-12-06
Factor	BBHA 9120D (1GHz~18GHz)_2021	Temp. / Humidity	26.2°C/53.4%
Polarity	Horizontal	Site / Test Engineer	AC1 / Jay
Test Mode	Transmit by 802.11ax-HE80 at Channel 5210MHz	Test Voltage	120V/60Hz

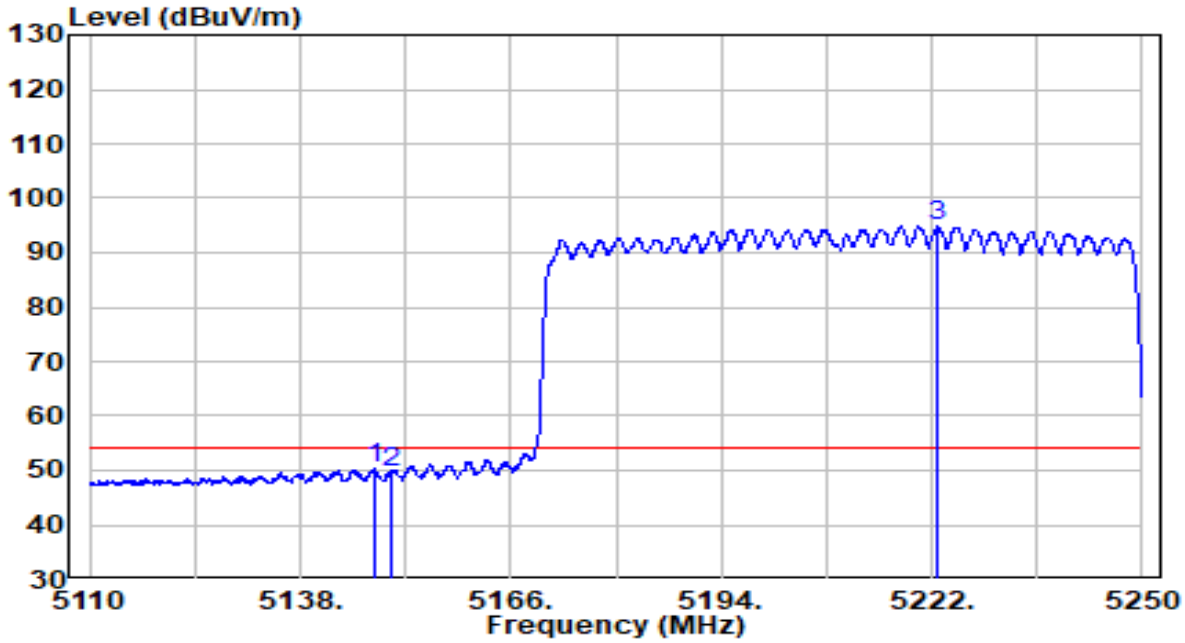

No		Frequency (MHz)	Reading (dBμV)	C.F (dB/m)	Measurement (dBμV/m)	Margin (dB)	Limit (dBμV/m)	Remark (QP/PK/AV)
1		5148.080	30.12	20.19	50.31	-3.69	54.00	Average
2		5149.970	29.58	20.20	49.77	-4.23	54.00	Average
3	*	5222.700	74.47	20.32	94.79	N/A	N/A	Average

Note:

1. " *", means this data is the worst emission level.

2. C.F (Correction Factor) = Antenna Factor (dB/m) + Cable Loss (dB) + 16dB Attenuation (dB) – Preamplifier(dB).

3. Measurement(dBμV/m) = Reading(dBμV) + C.F (Correction Factor).

EUT	AXE5400 Whole Home Mesh Wi-Fi 6E System	Date of Test	2021-12-06
Factor	BBHA 9120D (1GHz~18GHz)_2021	Temp. / Humidity	26.2°C/53.4%
Polarity	Vertical	Site / Test Engineer	AC1 / Jay
Test Mode	Transmit by 802.11ax-HE80 at Channel 5210MHz	Test Voltage	120V/60Hz

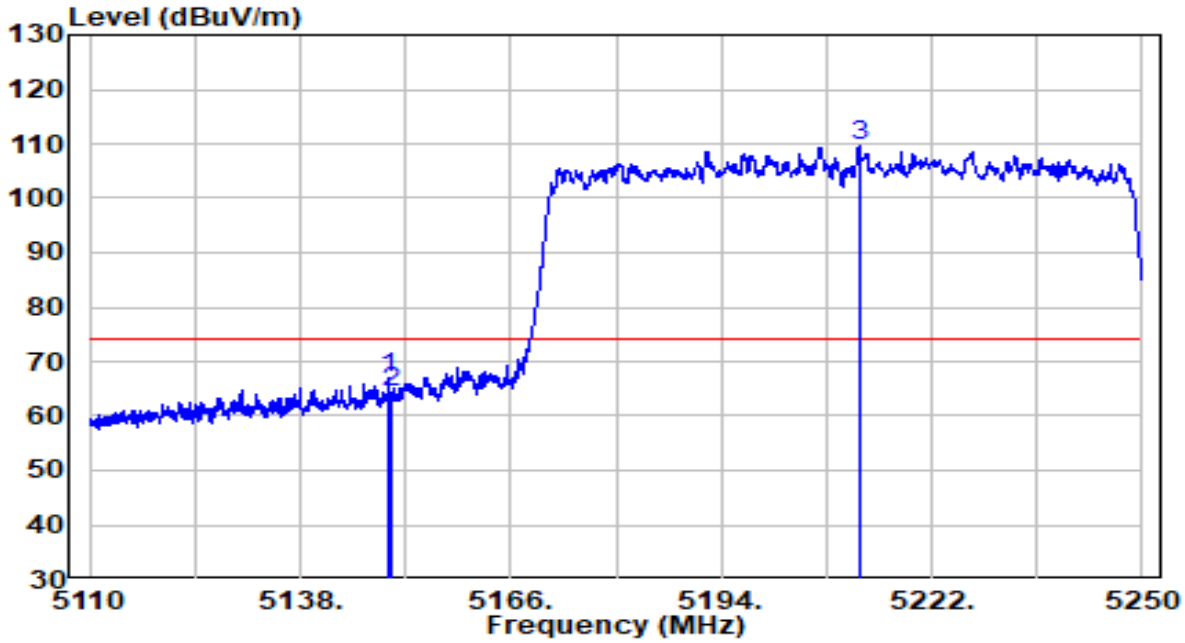

No		Frequency (MHz)	Reading (dBμV)	C.F (dB/m)	Measurement (dBμV/m)	Margin (dB)	Limit (dBμV/m)	Remark (QP/PK/AV)
1		5149.690	46.74	20.20	66.93	-7.07	74.00	Peak
2		5150.000	44.24	20.20	64.44	-9.56	74.00	Peak
3	*	5212.480	89.26	20.30	109.56	N/A	N/A	Peak

Note:

1. " *", means this data is the worst emission level.

2. C.F (Correction Factor) = Antenna Factor (dB/m) + Cable Loss (dB) + 16dB Attenuation (dB) – Preamplifier(dB).

3. Measurement(dBμV/m) = Reading(dBμV) + C.F (Correction Factor).

EUT	AXE5400 Whole Home Mesh Wi-Fi 6E System	Date of Test	2021-12-06
Factor	BBHA 9120D (1GHz~18GHz)_2021	Temp. / Humidity	26.2°C/53.4%
Polarity	Vertical	Site / Test Engineer	AC1 / Jay
Test Mode	Transmit by 802.11ax-HE80 at Channel 5210MHz	Test Voltage	120V/60Hz

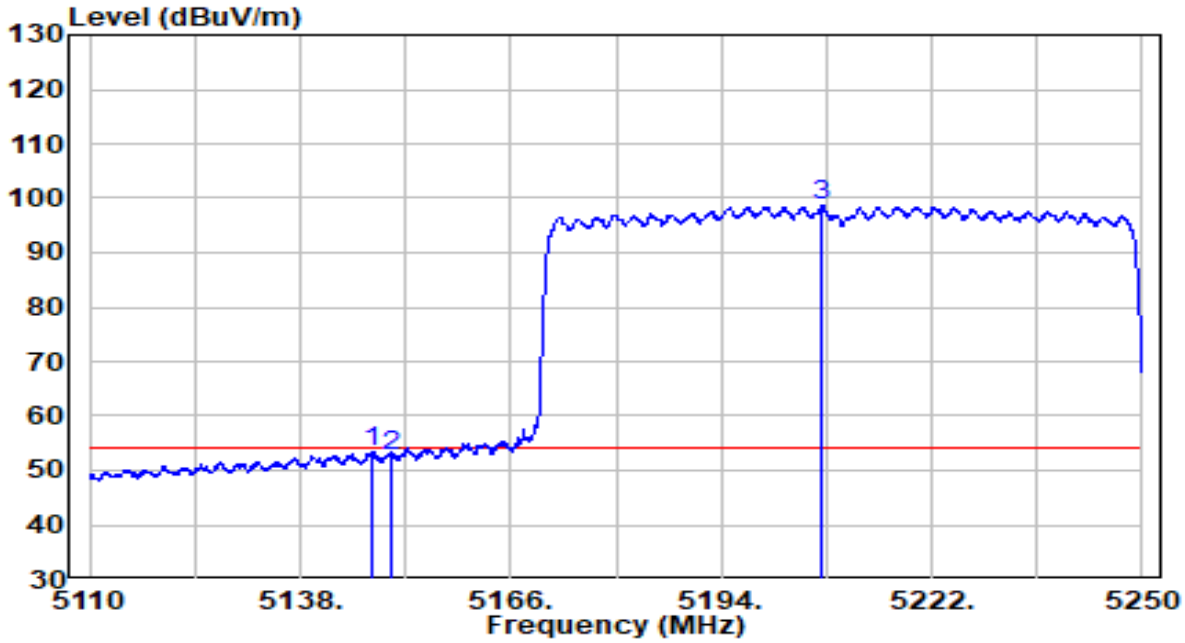

No		Frequency (MHz)	Reading (dBμV)	C.F (dB/m)	Measurement (dBμV/m)	Margin (dB)	Limit (dBμV/m)	Remark (QP/PK/AV)
1		5147.380	33.31	20.19	53.50	-0.50	54.00	Average
2		5149.970	32.59	20.20	52.78	-1.22	54.00	Average
3	*	5207.440	78.31	20.29	98.60	N/A	N/A	Average

Note:

1. " *", means this data is the worst emission level.

2. C.F (Correction Factor) = Antenna Factor (dB/m) + Cable Loss (dB) + 16dB Attenuation (dB) – Preamplifier(dB).

3. Measurement(dBμV/m) = Reading(dBμV) + C.F (Correction Factor).

EUT	AXE5400 Whole Home Mesh Wi-Fi 6E System	Date of Test	2021-12-06
Factor	BBHA 9120D (1GHz~18GHz)_2021	Temp. / Humidity	26.2°C/53.4%
Polarity	Horizontal	Site / Test Engineer	AC1 / Jay
Test Mode	Transmit by 802.11ax-HE80 at Channel 5775MHz	Test Voltage	120V/60Hz

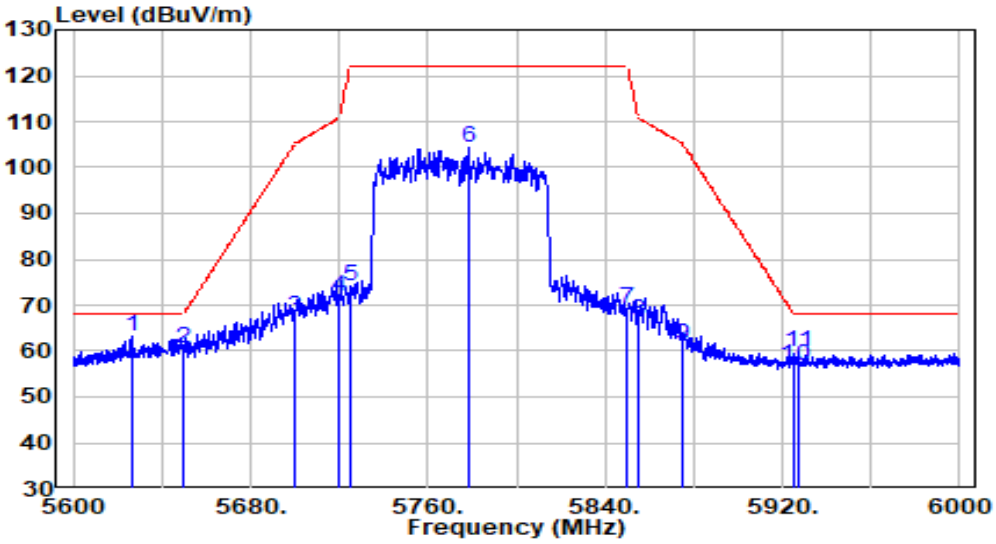

No		Frequency (MHz)	Reading (dBμV)	C.F (dB/m)	Measurement (dBμV/m)	Margin (dB)	Limit (dBμV/m)	Remark (QP/PK/AV)
1	*	5626.800	41.80	21.23	63.03	-5.17	68.20	Peak
2		5650.000	39.17	21.32	60.49	-7.71	68.20	Peak
3		5700.000	45.95	21.50	67.45	-37.75	105.20	Peak
4		5720.000	50.23	21.57	71.80	-39.00	110.80	Peak
5		5725.000	52.66	21.59	74.25	-47.95	122.20	Peak
6		5778.400	82.62	21.78	104.40	N/A	N/A	Peak
7		5850.000	47.26	22.04	69.31	-52.89	122.20	Peak
8		5855.000	44.39	22.06	66.46	-44.34	110.80	Peak
9		5875.000	39.12	22.14	61.26	-43.94	105.20	Peak
10		5925.000	34.40	22.32	56.72	-11.48	68.20	Peak
11		5927.200	37.58	22.33	59.91	-8.29	68.20	Peak

Note:

1. " *", means this data is the worst emission level.

2. C.F (Correction Factor) = Antenna Factor (dB/m) + Cable Loss (dB) + 16dB Attenuation (dB) – Preamplifier(dB).

3. Measurement(dBμV/m) = Reading(dBμV) + C.F (Correction Factor).

EUT	AXE5400 Whole Home Mesh Wi-Fi 6E System	Date of Test	2021-12-06
Factor	BBHA 9120D (1GHz~18GHz)_2021	Temp. / Humidity	26.2°C/53.4%
Polarity	Vertical	Site / Test Engineer	AC1 / Jay
Test Mode	Transmit by 802.11ax-HE80 at Channel 5775MHz	Test Voltage	120V/60Hz

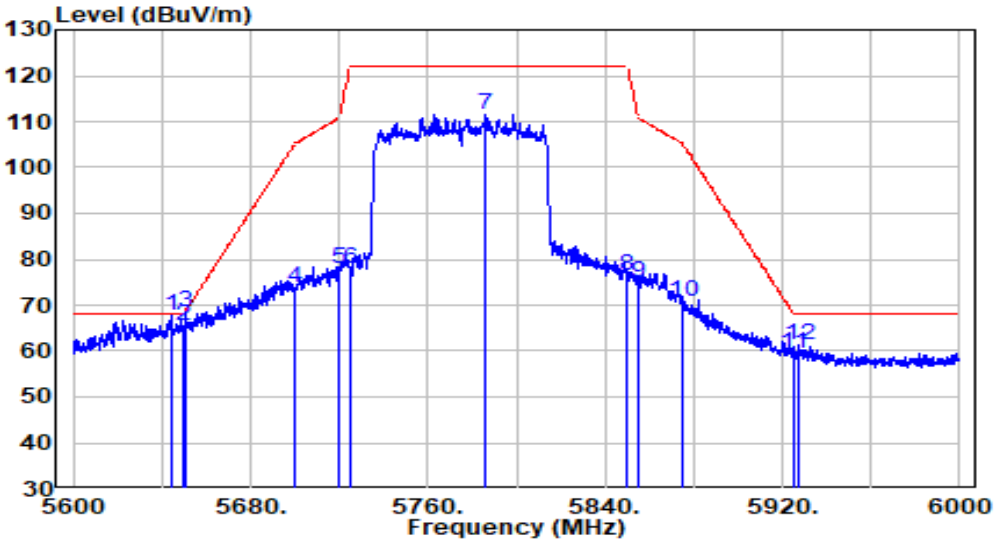

No		Frequency (MHz)	Reading (dBμV)	C.F (dB/m)	Measurement (dBμV/m)	Margin (dB)	Limit (dBμV/m)	Remark (QP/PK/AV)
1		5644.000	46.41	21.29	67.71	-0.49	68.20	Peak
2		5650.000	44.09	21.32	65.40	-2.80	68.20	Peak
3	*	5650.400	47.09	21.32	68.41	-0.09	68.50	Peak
4		5700.000	52.27	21.50	73.77	-31.43	105.20	Peak
5		5720.000	56.32	21.57	77.89	-32.91	110.80	Peak
6		5725.000	56.45	21.59	78.04	-44.16	122.20	Peak
7		5786.200	89.87	21.81	111.68	N/A	N/A	Peak
8		5850.000	54.42	22.04	76.46	-45.74	122.20	Peak
9		5855.000	52.85	22.06	74.91	-35.89	110.80	Peak
10		5875.000	48.74	22.14	70.88	-34.32	105.20	Peak
11		5925.000	37.01	22.32	59.33	-8.87	68.20	Peak
12		5927.200	38.98	22.33	61.31	-6.89	68.20	Peak

Note:

1. " *", means this data is the worst emission level.

2. C.F (Correction Factor) = Antenna Factor (dB/m) + Cable Loss (dB) + 16dB Attenuation (dB) – Preamplifier(dB).

3. Measurement(dBμV/m) = Reading(dBμV) + C.F (Correction Factor).

EUT	AXE5400 Whole Home Mesh Wi-Fi 6E System	Date of Test	2021-12-06
Factor	BBHA 9120D (1GHz~18GHz)_2021	Temp. / Humidity	26.2°C/53.4%
Polarity	Horizontal	Site / Test Engineer	AC1 / Jay
Test Mode	Transmit by 802.11ax-HE160 at Channel 5250MHz	Test Voltage	120V/60Hz

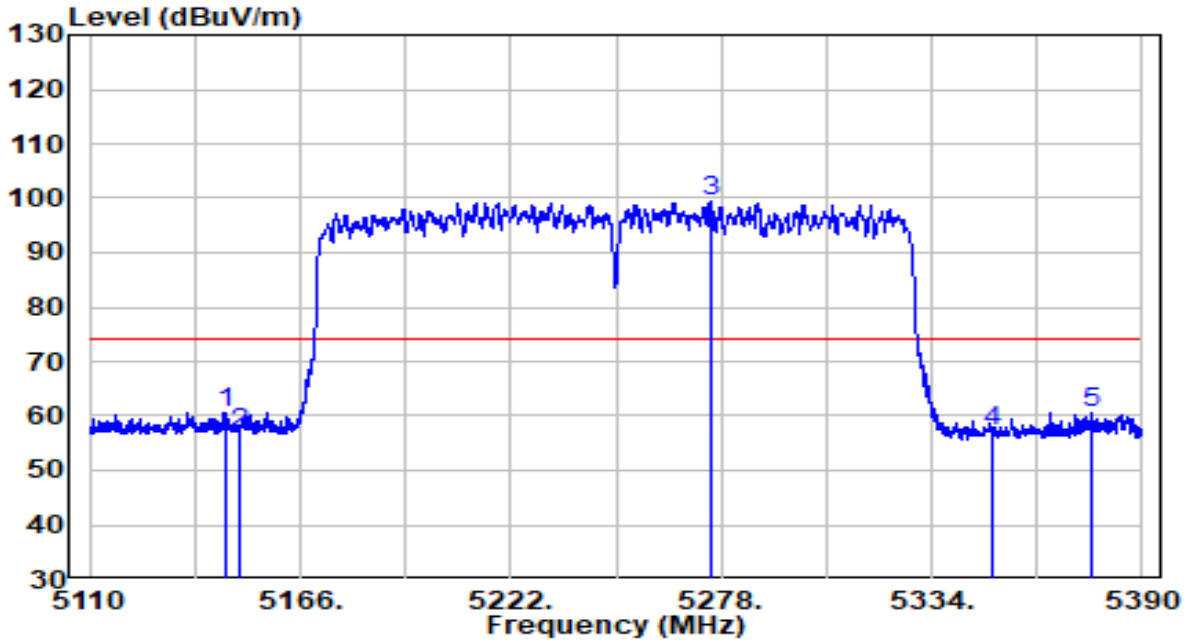

No		Frequency (MHz)	Reading (dBμV)	C.F (dB/m)	Measurement (dBμV/m)	Margin (dB)	Limit (dBμV/m)	Remark (QP/PK/AV)
1		5146.540	40.43	20.19	60.62	-13.38	74.00	Peak
2		5150.000	36.49	20.20	56.69	-17.31	74.00	Peak
3	*	5275.060	79.15	20.40	99.55	N/A	N/A	Peak
4		5350.000	36.69	20.52	57.21	-16.79	74.00	Peak
5		5376.420	40.01	20.57	60.58	-13.42	74.00	Peak

Note:

1. " *", means this data is the worst emission level.
2. C.F (Correction Factor) = Antenna Factor (dB/m) + Cable Loss (dB) + 16dB Attenuation (dB) – Preamplifier(dB).
3. Measurement(dBμV/m) = Reading(dBμV) + C.F (Correction Factor).

EUT	AXE5400 Whole Home Mesh Wi-Fi 6E System	Date of Test	2021-12-06
Factor	BBHA 9120D (1GHz~18GHz)_2021	Temp. / Humidity	26.2°C/53.4%
Polarity	Horizontal	Site / Test Engineer	AC1 / Jay
Test Mode	Transmit by 802.11ax-HE160 at Channel 5250MHz	Test Voltage	120V/60Hz

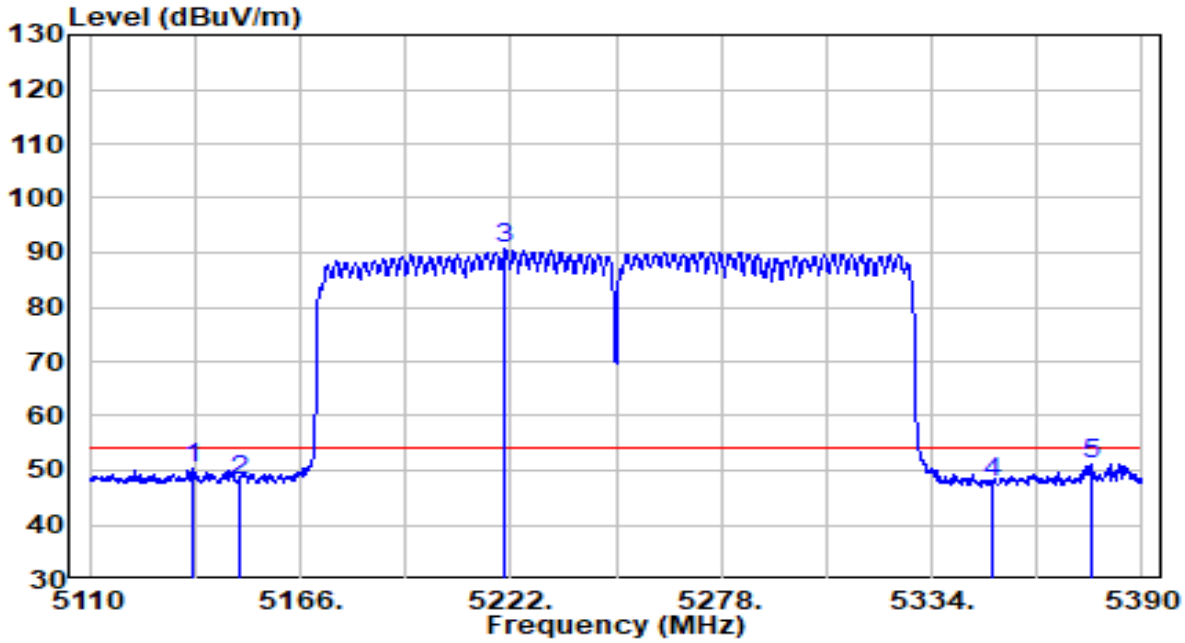

No		Frequency (MHz)	Reading (dBμV)	C.F (dB/m)	Measurement (dBμV/m)	Margin (dB)	Limit (dBμV/m)	Remark (QP/PK/AV)
1		5137.440	30.21	20.18	50.39	-3.61	54.00	Average
2		5150.000	28.02	20.20	48.22	-5.78	54.00	Average
3	*	5220.600	70.26	20.31	90.57	N/A	N/A	Average
4		5350.000	27.38	20.52	47.91	-6.09	54.00	Average
5		5376.280	30.57	20.57	51.14	-2.86	54.00	Average

Note:

1. " *", means this data is the worst emission level.
2. C.F (Correction Factor) = Antenna Factor (dB/m) + Cable Loss (dB) + 16dB Attenuation (dB) – Preamplifier(dB).
3. Measurement(dBμV/m) = Reading(dBμV) + C.F (Correction Factor).

EUT	AXE5400 Whole Home Mesh Wi-Fi 6E System	Date of Test	2021-12-06
Factor	BBHA 9120D (1GHz~18GHz)_2021	Temp. / Humidity	26.2°C/53.4%
Polarity	Vertical	Site / Test Engineer	AC1 / Jay
Test Mode	Transmit by 802.11ax-HE160 at Channel 5250MHz	Test Voltage	120V/60Hz

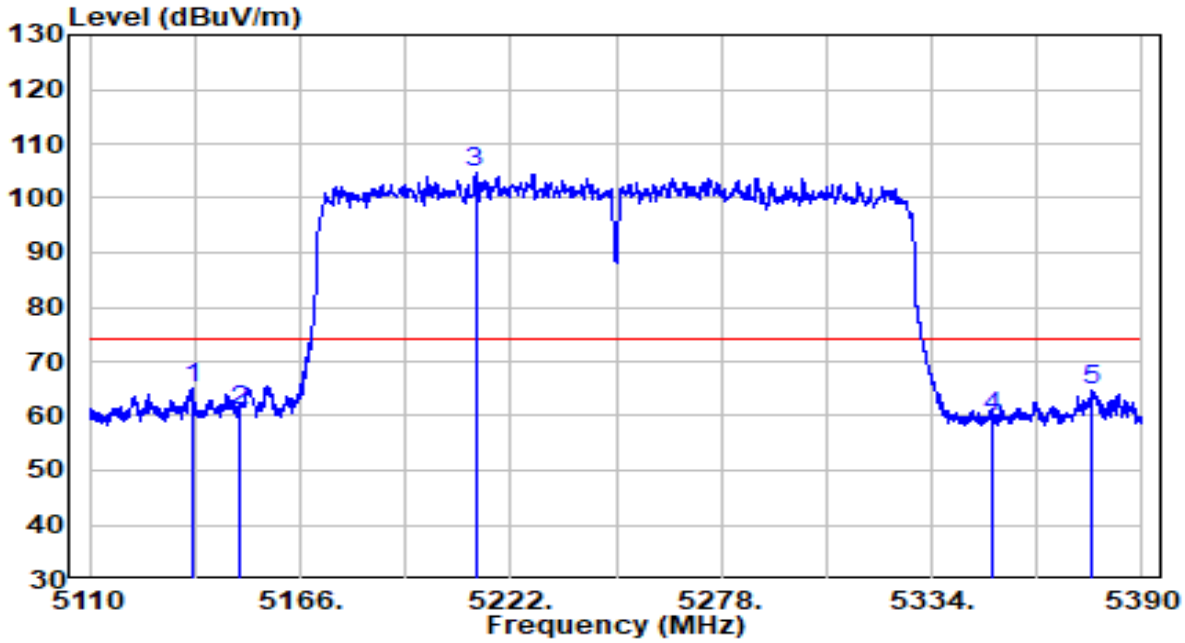

No		Frequency (MHz)	Reading (dBμV)	C.F (dB/m)	Measurement (dBμV/m)	Margin (dB)	Limit (dBμV/m)	Remark (QP/PK/AV)
1		5137.160	44.80	20.17	64.98	-9.02	74.00	Peak
2		5150.000	40.68	20.20	60.87	-13.13	74.00	Peak
3	*	5212.620	84.25	20.30	104.55	N/A	N/A	Peak
4		5350.000	39.17	20.52	59.69	-14.31	74.00	Peak
5		5376.840	44.16	20.57	64.73	-9.27	74.00	Peak

Note:

1. " *", means this data is the worst emission level.
2. C.F (Correction Factor) = Antenna Factor (dB/m) + Cable Loss (dB) + 16dB Attenuation (dB) – Preamplifier(dB).
3. Measurement(dBμV/m) = Reading(dBμV) + C.F (Correction Factor).

EUT	AXE5400 Whole Home Mesh Wi-Fi 6E System	Date of Test	2021-12-06
Factor	BBHA 9120D (1GHz~18GHz)_2021	Temp. / Humidity	26.2°C/53.4%
Polarity	Vertical	Site / Test Engineer	AC1 / Jay
Test Mode	Transmit by 802.11ax-HE160 at Channel 5250MHz	Test Voltage	120V/60Hz

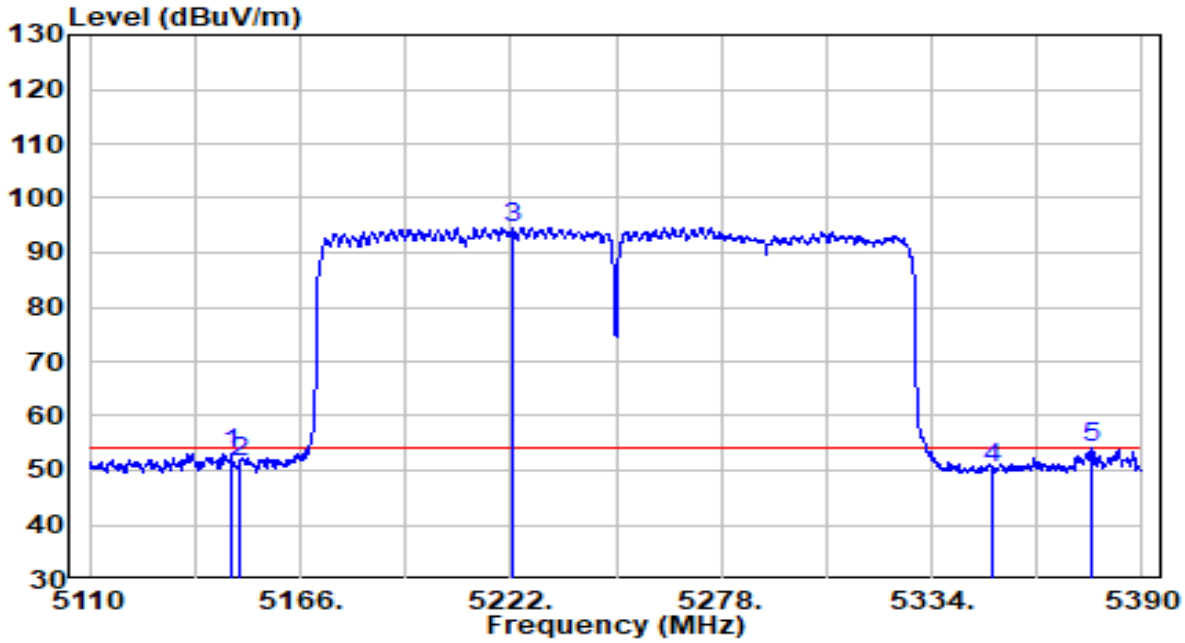

No		Frequency (MHz)	Reading (dBμV)	C.F (dB/m)	Measurement (dBμV/m)	Margin (dB)	Limit (dBμV/m)	Remark (QP/PK/AV)
1		5147.520	32.99	20.19	53.18	-0.82	54.00	Average
2		5150.000	31.45	20.20	51.65	-2.35	54.00	Average
3	*	5222.560	74.40	20.32	94.72	N/A	N/A	Average
4		5350.000	30.01	20.52	50.53	-3.47	54.00	Average
5		5376.280	33.40	20.57	53.97	-0.03	54.00	Average

Note:

1. " *", means this data is the worst emission level.
2. C.F (Correction Factor) = Antenna Factor (dB/m) + Cable Loss (dB) + 16dB Attenuation (dB) – Preamplifier(dB).
3. Measurement(dBμV/m) = Reading(dBμV) + C.F (Correction Factor).

7.10. AC Conducted Emissions Measurement

7.10.1.Test Limit

FCC Part 15.207 Limits		
Frequency (MHz)	QP (dBμV)	AV (dBμV)
0.15 - 0.50	66 - 56	56 - 46
0.50 - 5.0	56	46
5.0 - 30	60	50

Note 1: The lower limit shall apply at the transition frequencies.

Note 2: The limit decreases linearly with the logarithm of the frequency in the range 0.15MHz to 0.5MHz.

7.10.2.Test Setup

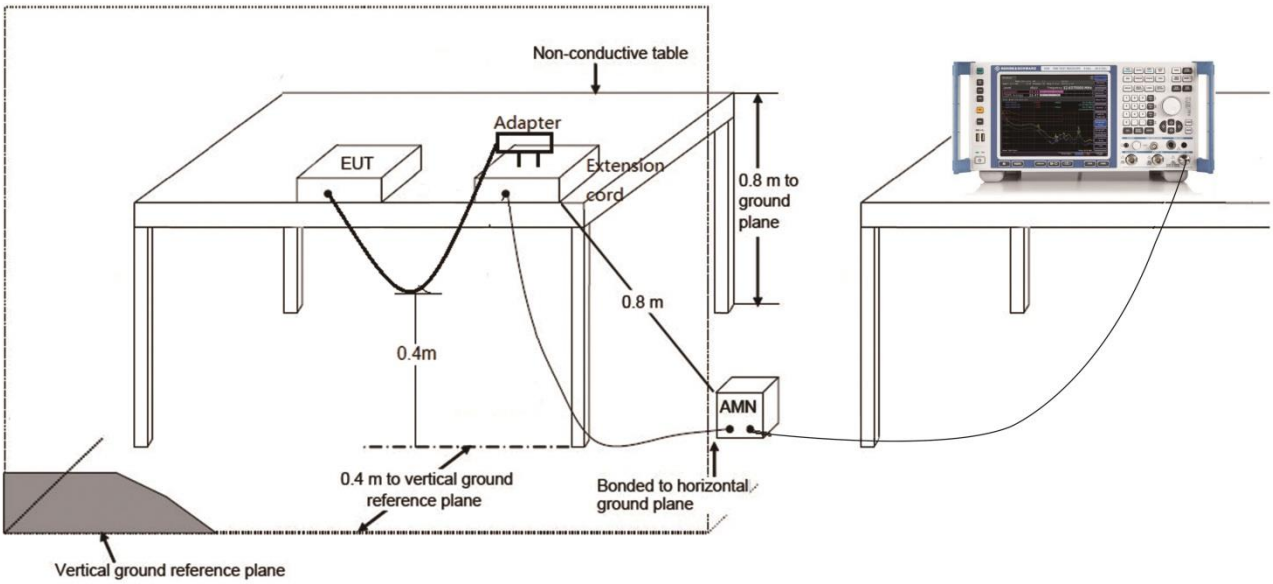

7.10.3.Test Result

EUT	AXE5400 Whole Home Mesh Wi-Fi 6E System	Date of Test	2021-11-19
Factor	CE_ENV216-L1 (Filter OFF)_2021	Temp. / Humidity	25.4°C /69%
Polarity	Line1	Site / Test Engineer	SR2 / Kevin Ker
Test Mode	1	Test Voltage	120V/60Hz

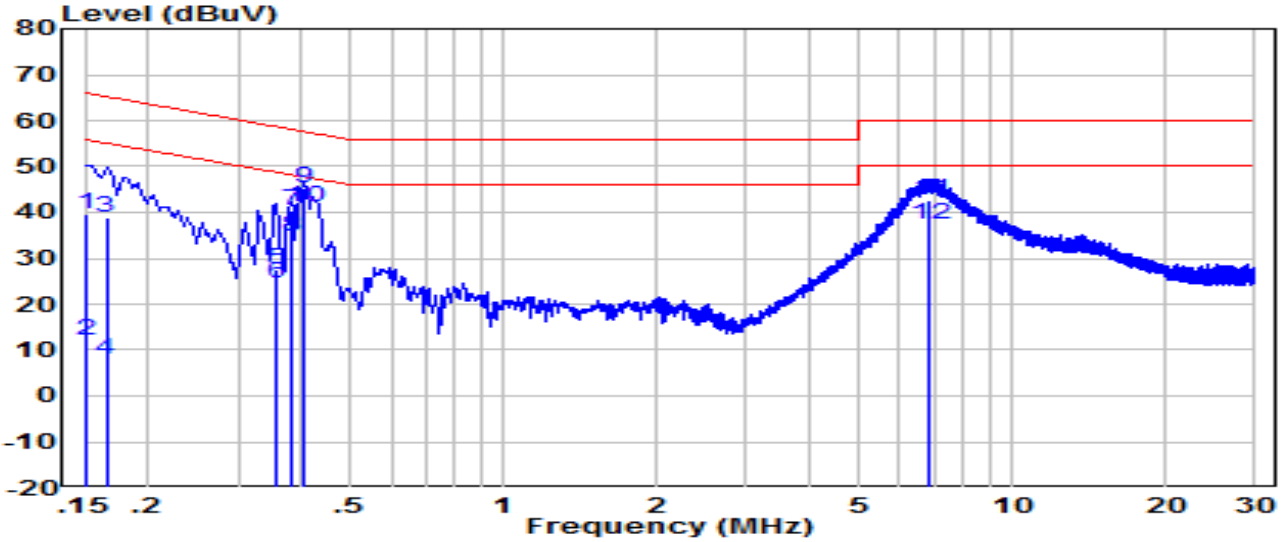

No		Frequency (MHz)	Reading (dBuV)	C.F (dB)	Measurement (dBuV)	Margin (dB)	Limit (dBuV)	Remark (QP/PK/AV)
1		0.150	29.99	9.61	39.60	-26.40	66.00	QP
2		0.150	2.39	9.61	12.00	-44.00	56.00	Average
3		0.165	29.39	9.61	39.00	-26.21	65.21	QP
4		0.165	-1.71	9.61	7.90	-47.31	55.21	Average
5		0.356	18.09	9.62	27.71	-31.11	58.82	QP
6		0.356	14.99	9.62	24.61	-24.21	48.82	Average
7		0.381	30.79	9.62	40.41	-17.85	58.26	QP
8		0.381	25.09	9.62	34.71	-13.55	48.26	Average
9		0.406	35.50	9.62	45.12	-12.61	57.73	QP
10	*	0.406	31.50	9.62	41.12	-6.61	47.73	Average
11		6.886	33.00	9.79	42.79	-17.21	60.00	QP
12		6.886	27.60	9.79	37.39	-12.61	50.00	Average

Note:

1. " *", means this data is the worst emission level.
2. C.F (Correction Factor) = LISN Factor (dB)+ Cable Loss (dB).
3. Measurement(dBuV) = Reading(dBuV) + C.F (Correction Factor).

EUT	AXE5400 Whole Home Mesh Wi-Fi 6E System	Date of Test	2021-11-19
Factor	CE_ENV216-N (Filter OFF)_2021	Temp. / Humidity	25.4°C /69%
Polarity	Neutral	Site / Test Engineer	SR2 / Kevin Ker
Test Mode	1	Test Voltage	120V/60Hz

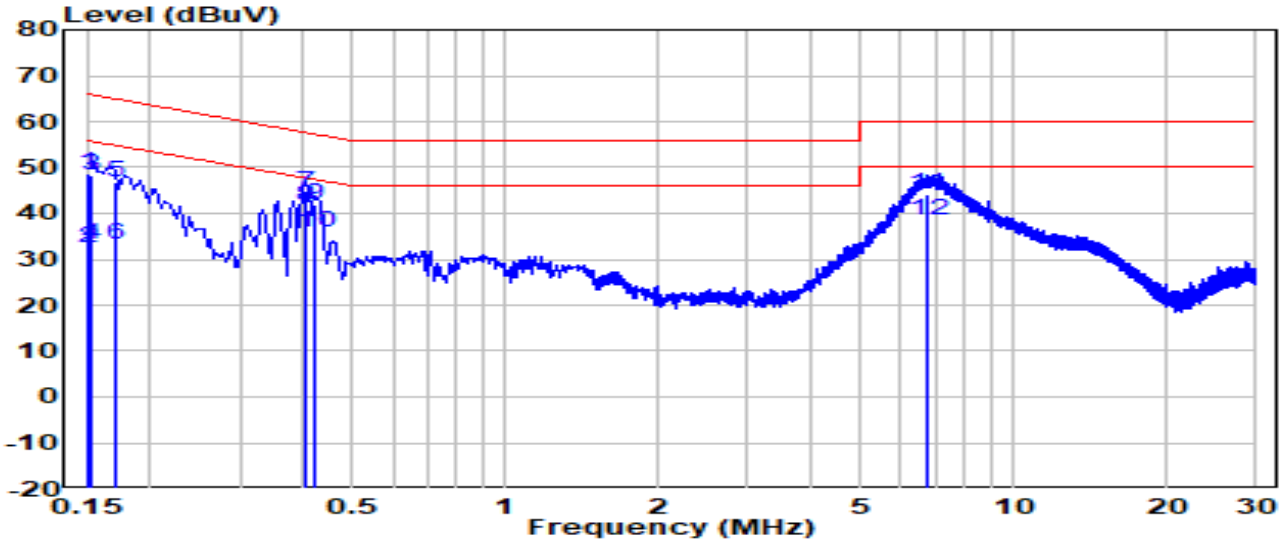

No		Frequency (MHz)	Reading (dBuV)	C.F (dB)	Measurement (dBuV)	Margin (dB)	Limit (dBuV)	Remark (QP/PK/AV)
1		0.150	38.92	9.62	48.54	-17.46	66.00	QP
2		0.150	22.92	9.62	32.54	-23.46	56.00	Average
3		0.153	38.82	9.62	48.44	-17.40	65.84	QP
4		0.153	23.72	9.62	33.34	-22.50	55.84	Average
5		0.171	37.32	9.62	46.94	-17.99	64.93	QP
6		0.171	23.42	9.62	33.04	-21.89	54.93	Average
7		0.405	34.79	9.62	44.41	-13.33	57.74	QP
8	*	0.405	31.73	9.62	41.35	-6.39	47.74	Average
9		0.422	32.23	9.63	41.86	-15.55	57.41	QP
10		0.422	26.13	9.63	35.76	-11.65	47.41	Average
11		6.739	34.31	9.80	44.11	-15.89	60.00	QP
12		6.739	28.61	9.80	38.41	-11.59	50.00	Average

Note:

1. " *", means this data is the worst emission level.
2. C.F (Correction Factor) = LISN Factor (dB)+ Cable Loss (dB).
3. Measurement(dBuV) = Reading(dBuV) + C.F (Correction Factor).

8. CONCLUSION

The data collected relate only the item(s) tested and show that the device is in compliance with Part 15E of the FCC Rules.

The End

Appendix A - Test Setup Photograph

Refer to “2109TW0010-Setup Photo” file.

Appendix B - External Photograph

Refer to “2109TW0010-External Photo” file.

Appendix C - Internal Photograph

Refer to “2109TW0010-Internal Photo” file.