6 GHz Wi-Fi is used for dedicated backhaul by default. When it is used for your Wi-Fi network connection, you can change your 6 GHz network's Wi-Fi name and password, hide the network from Wi-Fi list, etc. Only Wi-Fi 6E-compatible devices can search for and join the 6GHz nework.

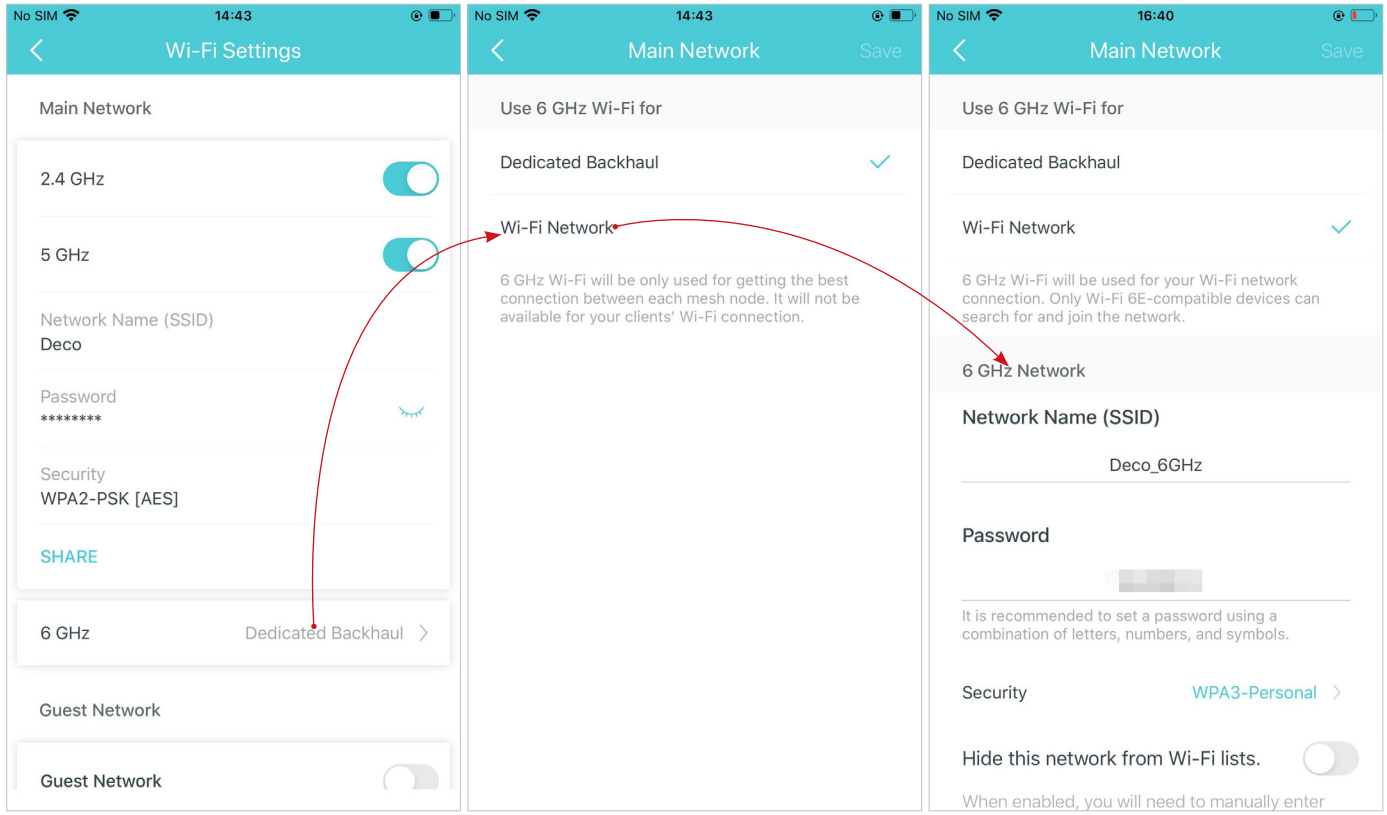

Guest Network

You can create and share a separate network for guests to guarantee the security and privacy of your main network.

Tap ⊞ > Wi-Fi and enable Guest Network.

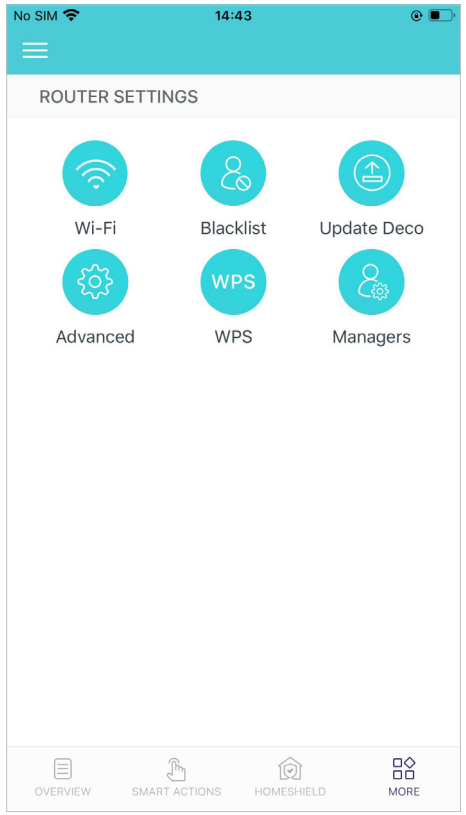

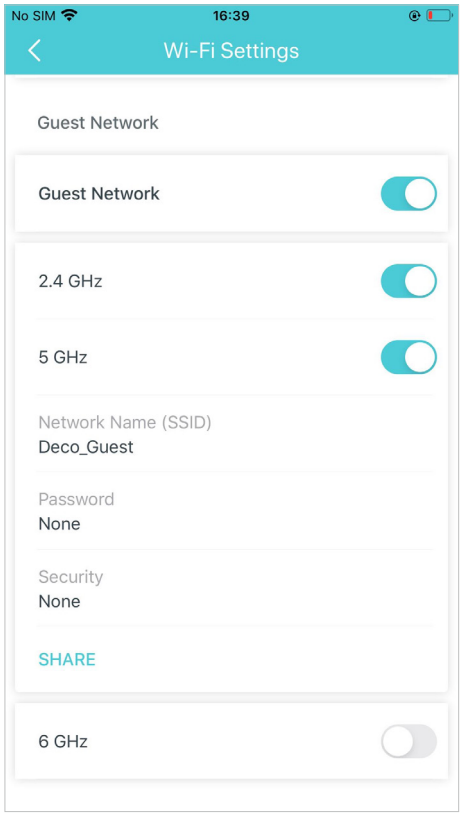

Manage guest network (e.g. change the Wi-Fi name and password, hide the network from Wi-Fi list, set channel width for 5GHz Wi-Fi. etc.).

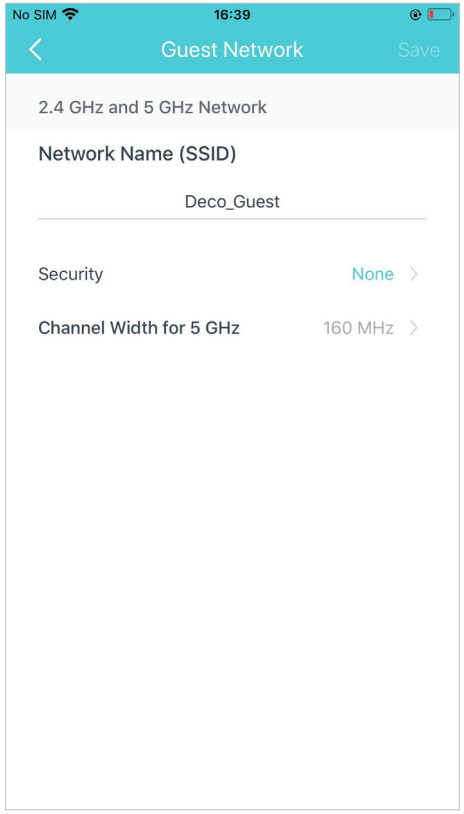

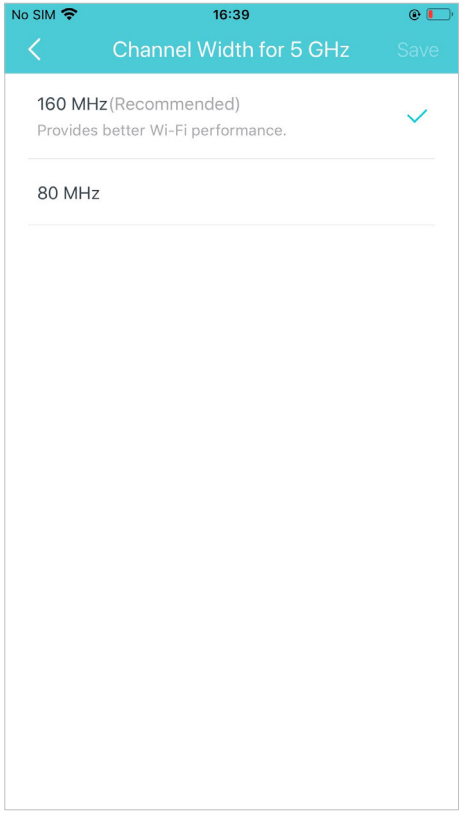

Enable 6GHz for the guest network and set the network name and password.

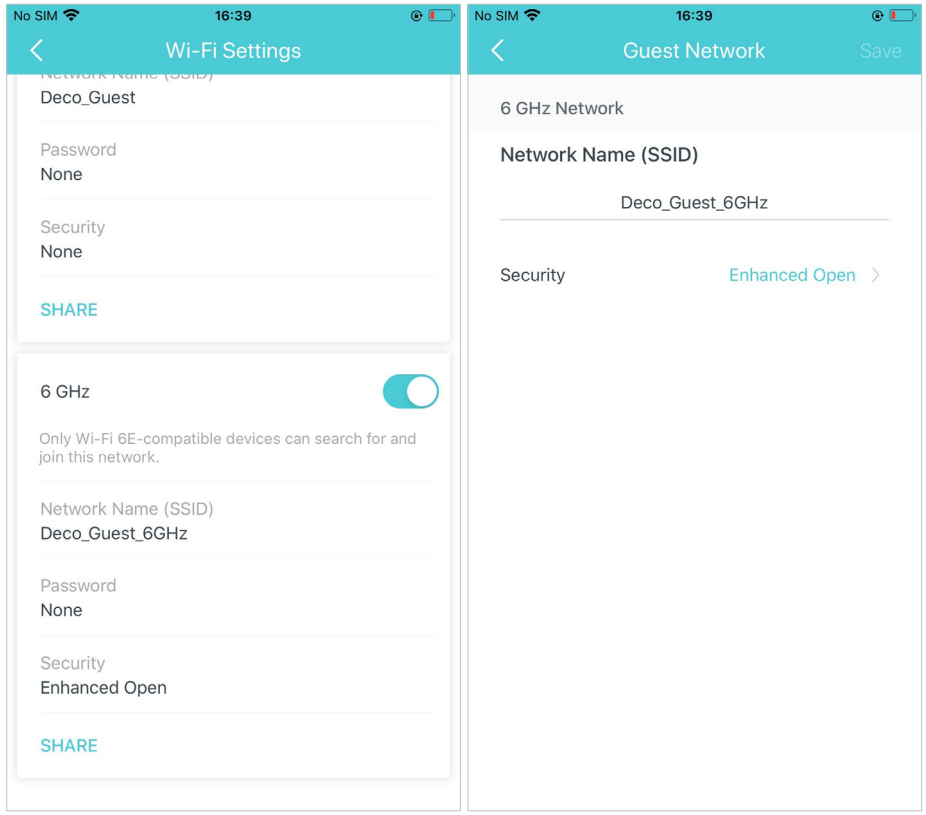

Blacklist

Add devices to the blacklist to prevent the devices from accessing your network, ensuring the safety of your personal information shared in the network.

Tap ⊞ > Blacklist.

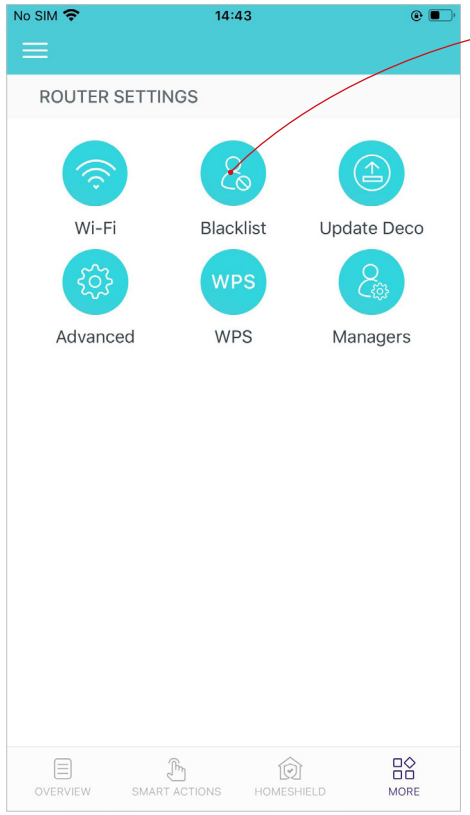

Tap + and add clients or other devices to the blacklist.

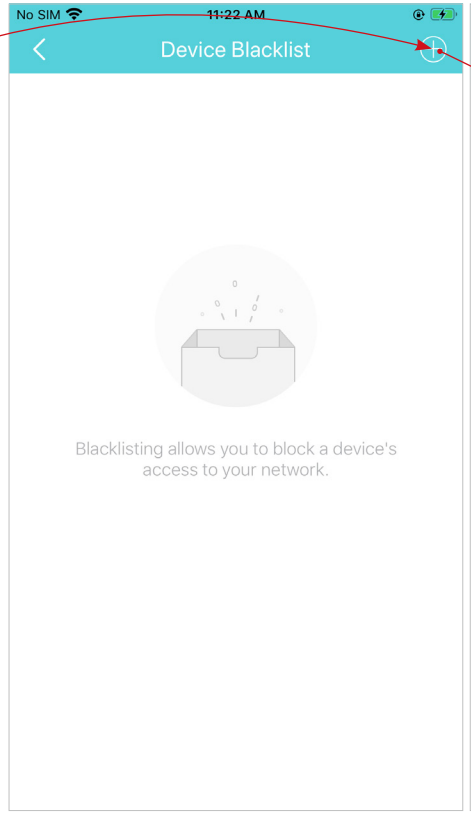

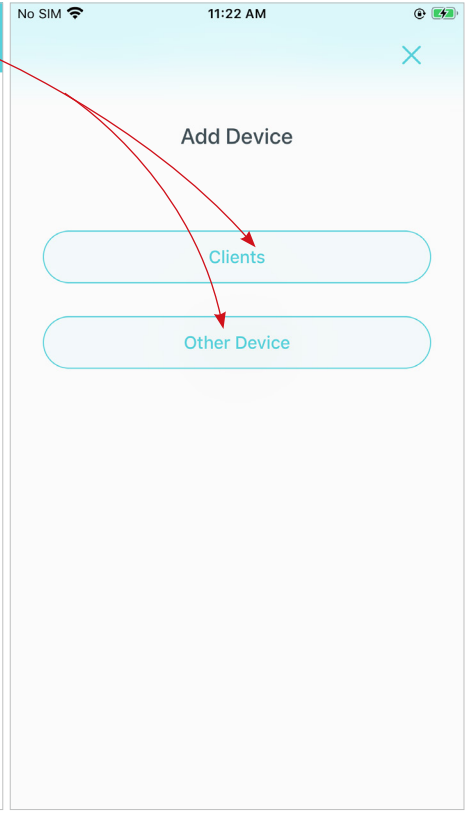

Remove devices/clients from blacklist.



Upgrade Your Deco

TP-Link is dedicated to improving product features and providing a better customer experience. An up-to-date firmware provides better and more stable network performance. Always update your Deco to the latest firmware version when prompted in the Deco app.

1. Tap > Update Deco

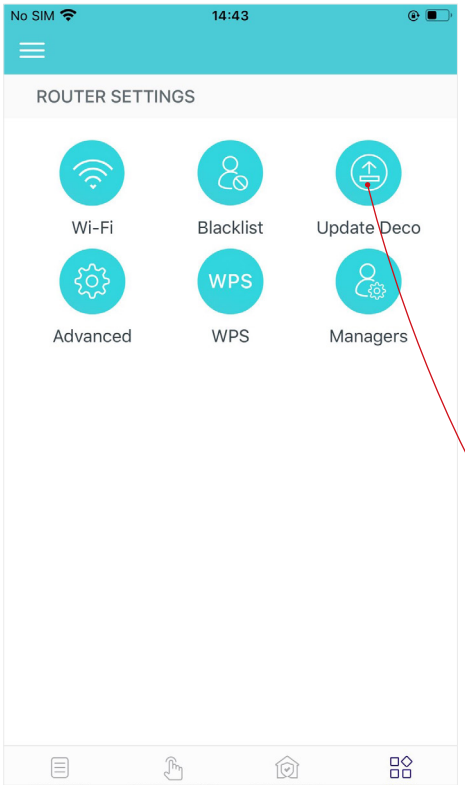

2. Download and install the firmware (if any) and follow app instructions to update your Deco to the latest version.

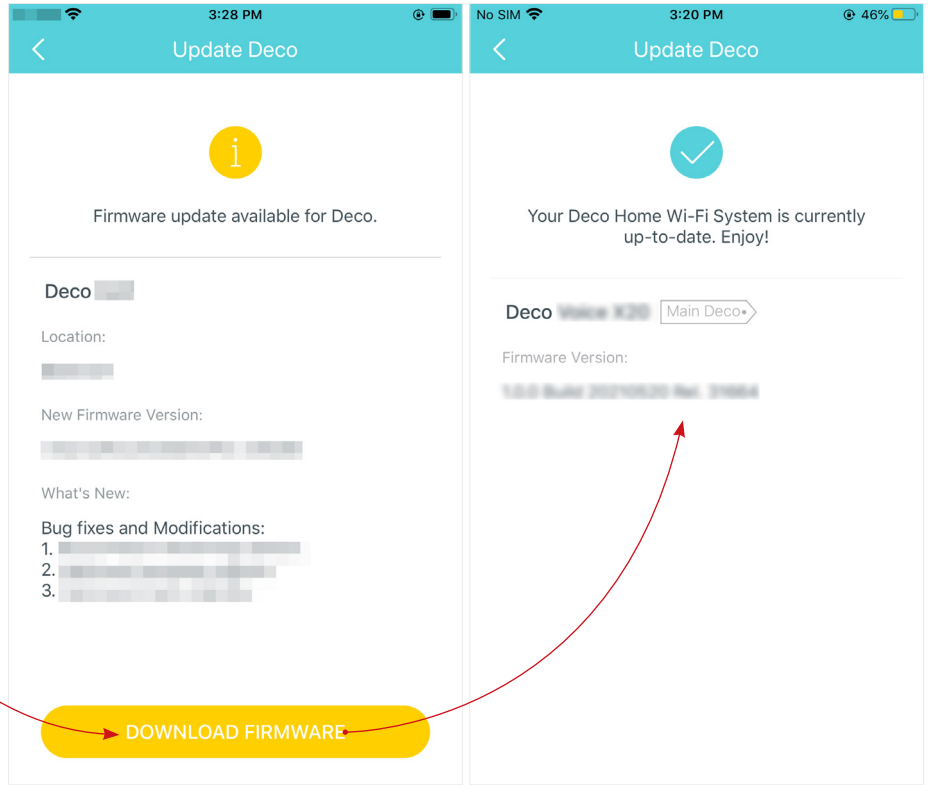

Advanced Features

Additional features are available under the Advanced menu. You can modify WAN settings (IPv4 & IPv6), add IPv6 firewall rules, modify LAN IP, set up DHCP server, enable VLAN/IPTV/MAC Clone mode, reserve the same IP address for a specific device, set up port forwarding rules to make your local computers accessible to other devices over the internet, enable TP-Link DDNS/SIP ALG/UPNP/fast roaming/beamforming, control Deco's LED, change the operation mode, set connection alerts and notifications.

Tap ⊞ > Advanced.

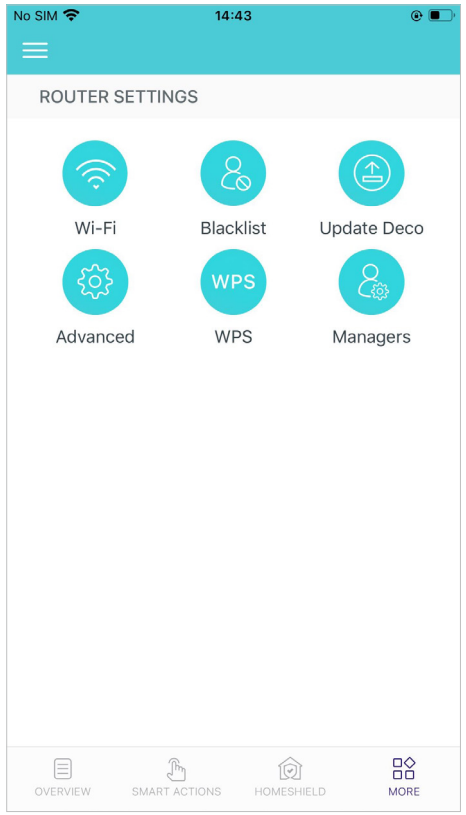

View IPv4 details or change the internet connection type.

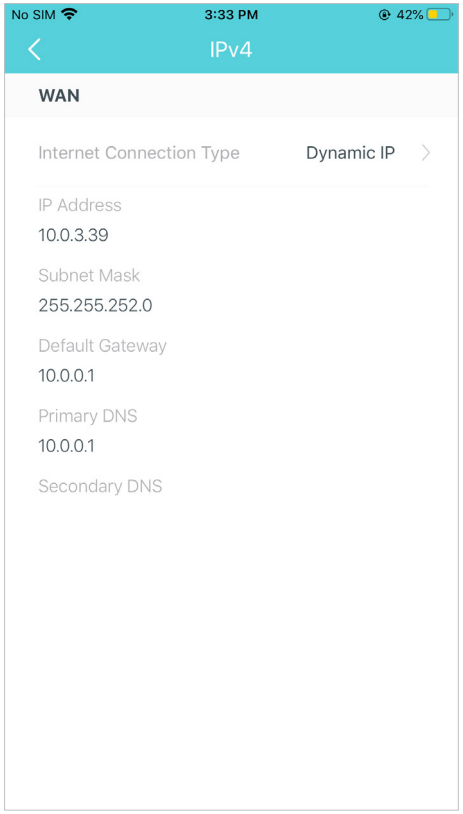

Enable IPv6 to set up an IPv6 internet connection.

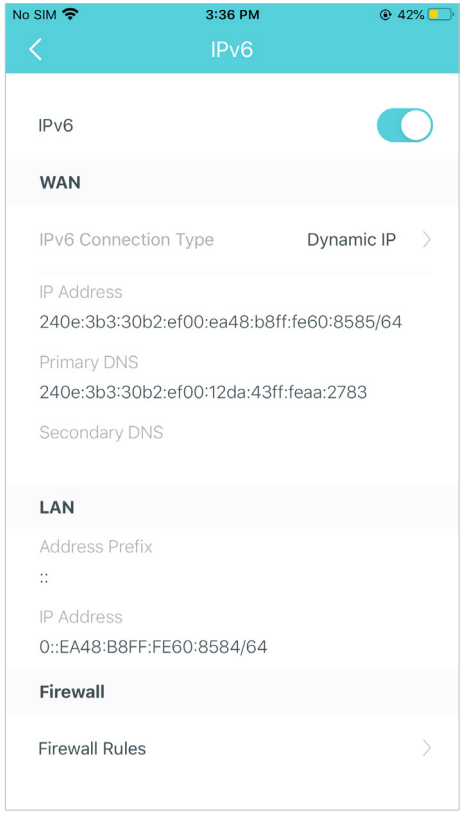

Add IPv6 firewall rules to allow specific devices to access the specified services.

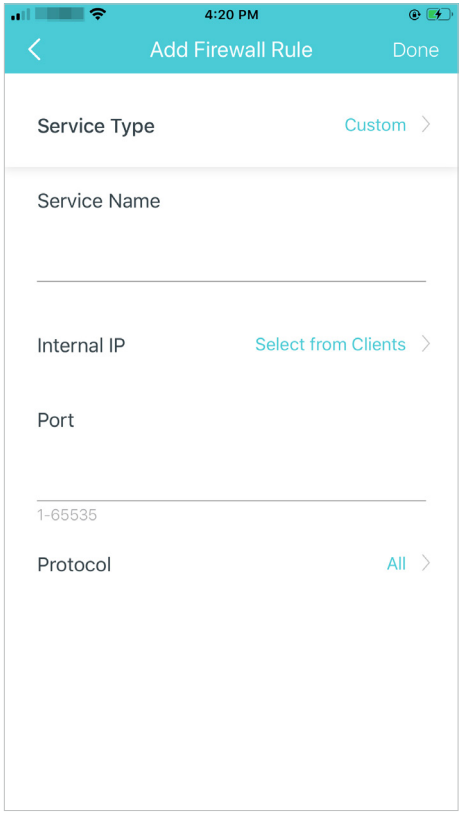

Modify LAN IP to avoid IP address confict.

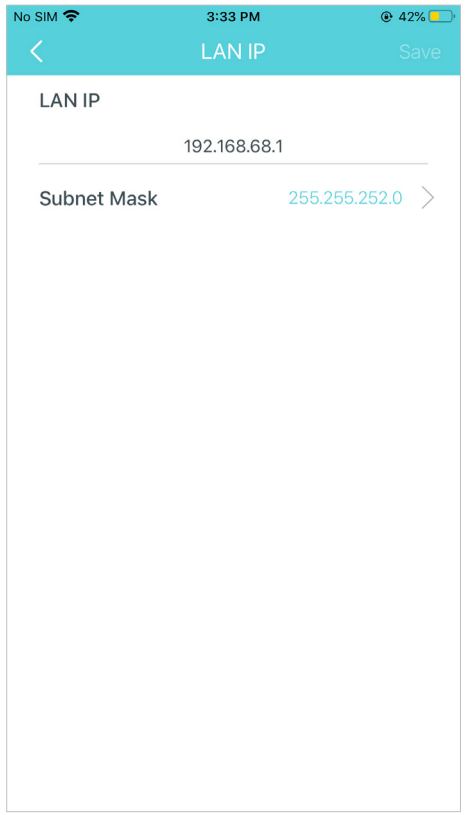

Change DHCP server settings.

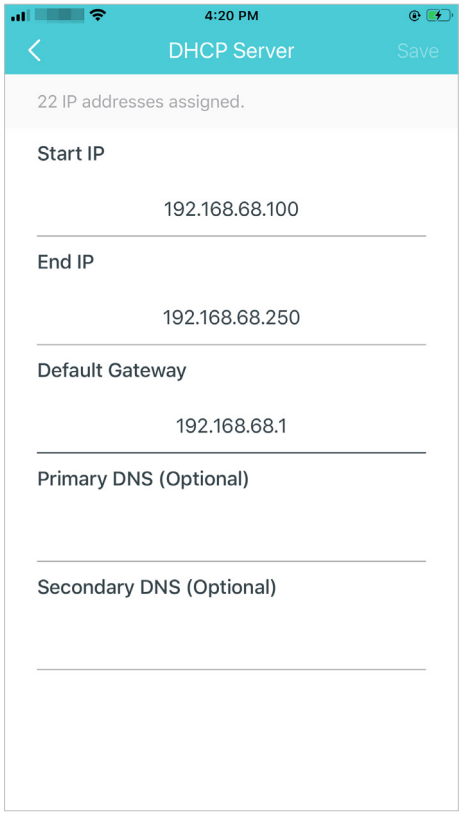

Enable IPTV/VLAN mode to support IPTV services.

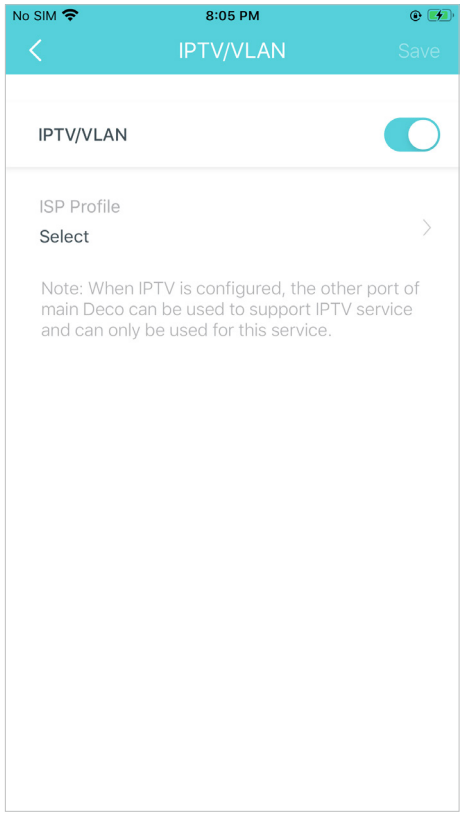

Enable MAC Clone if Deco fails to connect to the internet.

Tip: For more about MAC Clone, refer to https://www.tp-link.com/support/faq/2925/

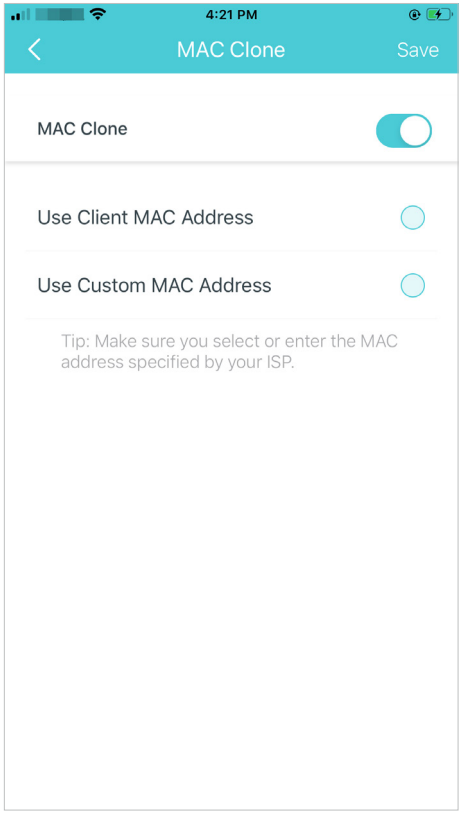

Reserve IP addresses for specific devices to recognize and manage the device more easily.

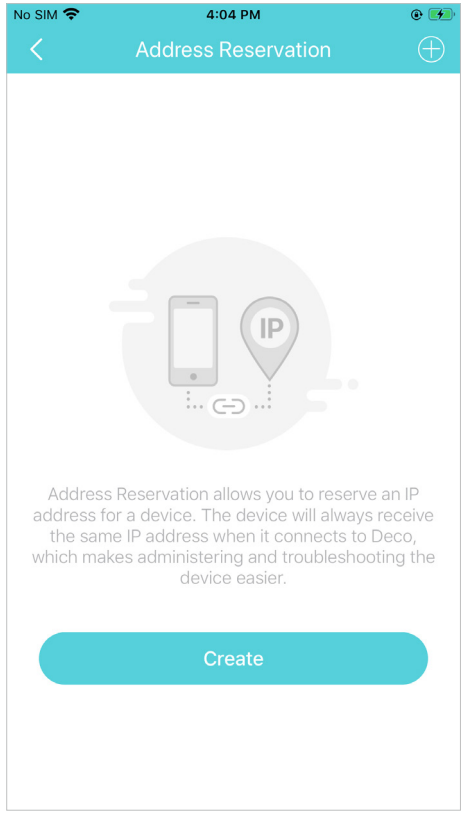

Set up port forwarding rules to enable devices in your network accessible over the internet with safety.

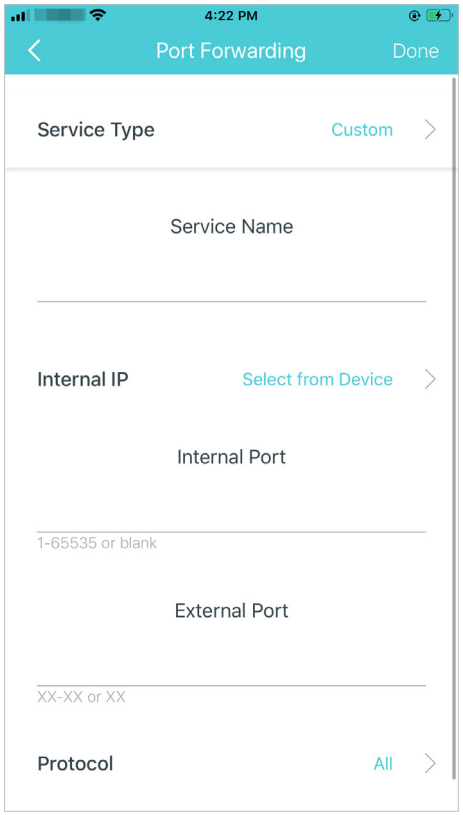

Register a TP-Link DDNS domain name to access your router and local servers using a domain name.

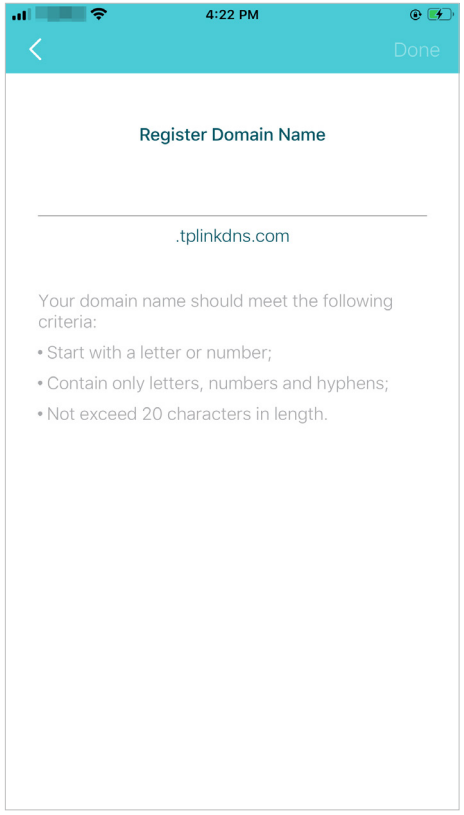

Enable SIP ALG to communicate with SIP (Session Initiation Protocol) servers via NAT).

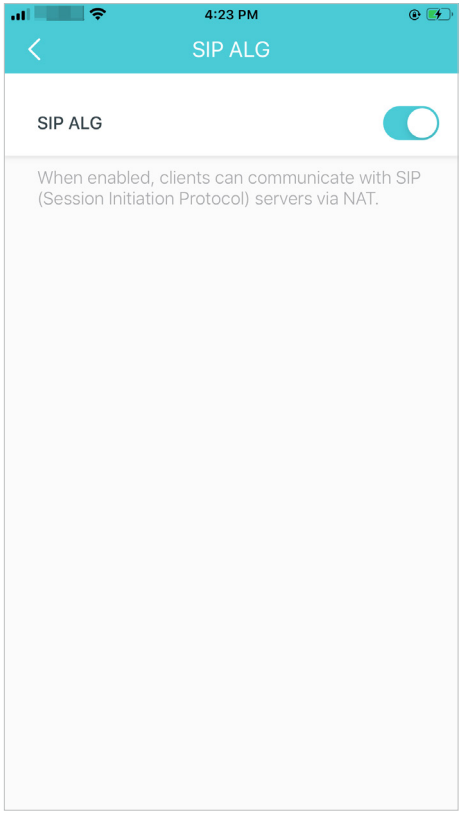

Enable UPNP to allow your local network to dynamically open ports for applications like gaming.

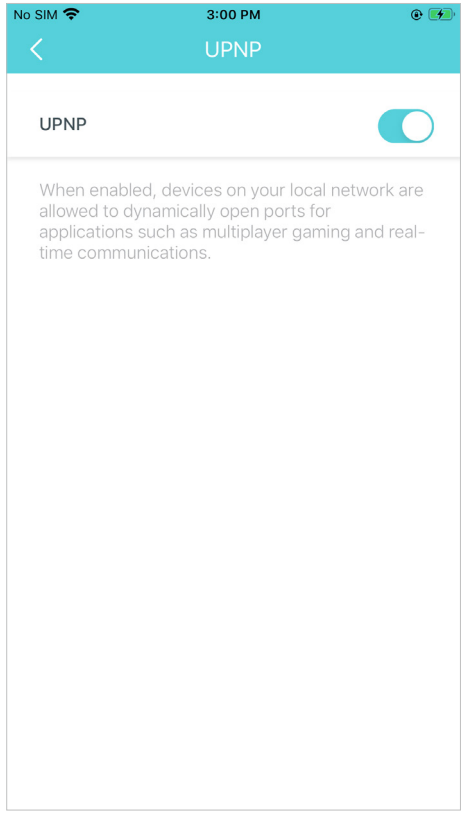

Enable Fast Roaming to allow your wireless devices to switch connection to different Decos.

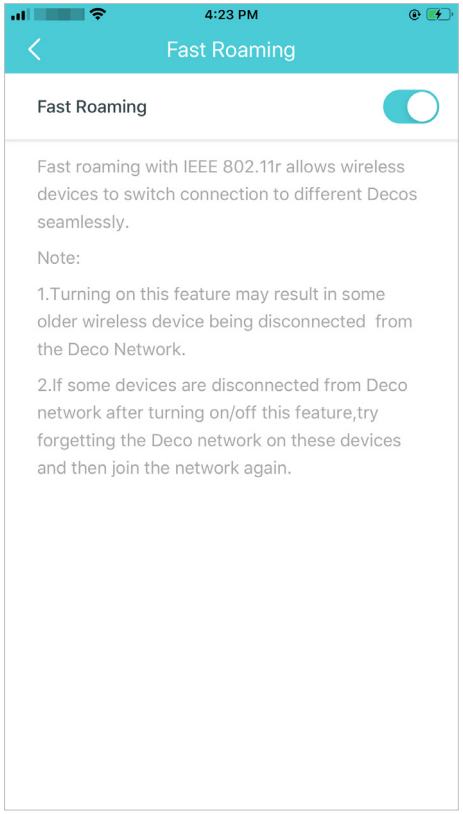

Enable Beamforming to concentrate Wi-Fi signal towards connected devices for stronger connections.

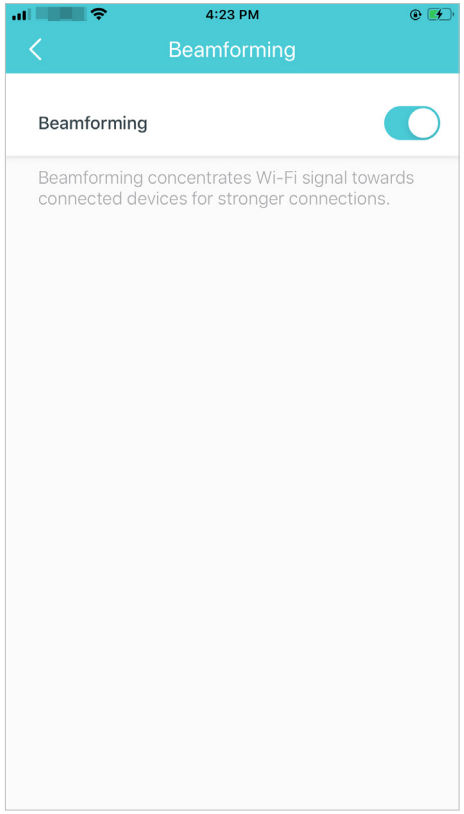

Toggle off LED to turn off the light on Deco. Configure the Night Mode to turn off the LED light at bedtime only.

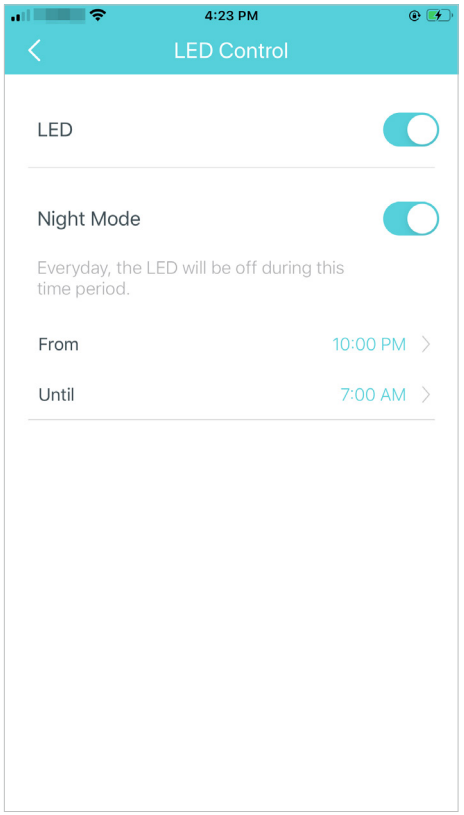

Change the operation mode.

Note: When the Deco works in Access Point mode, advanced features such as IPv4, Address Reservation, Port Forwarding, and DHCP server are not available.

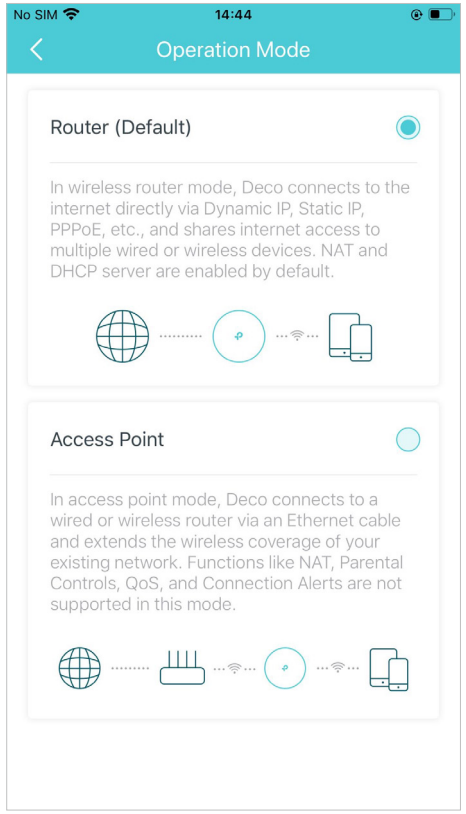

Set connection alerts to receive notifications once the clients connect to or disconnect from Deco.

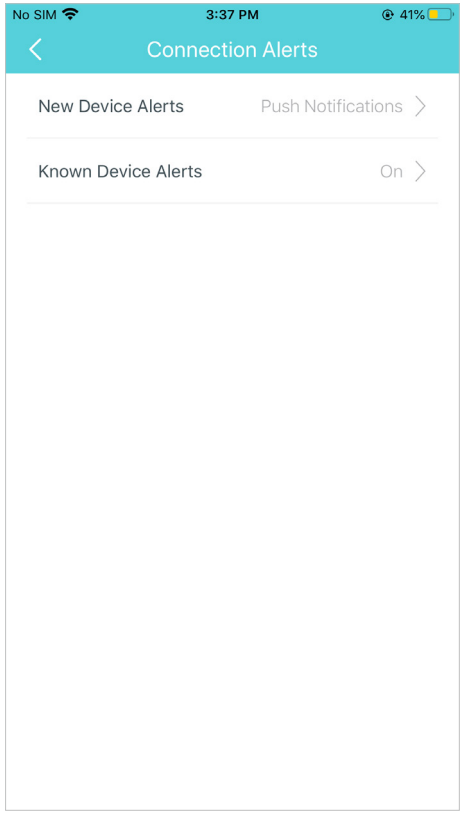

Set notifications to receive alerts in the notification bar.

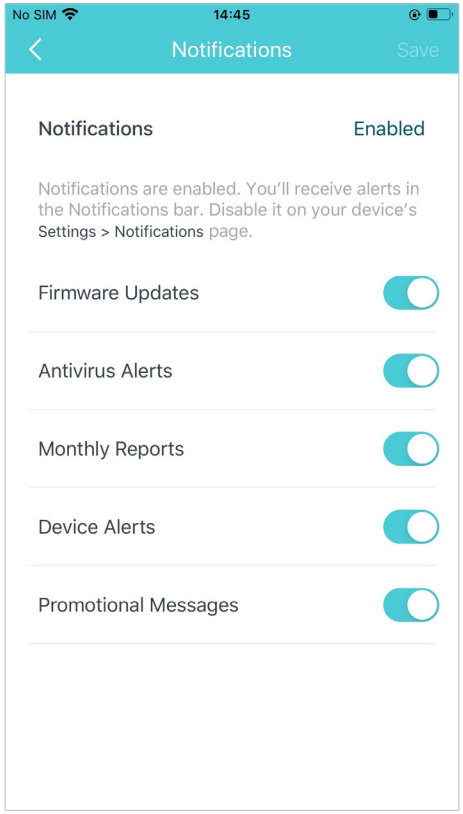

WPS

WPS (Wi-Fi Protected Setup) helps you to quickly and securely connect a client to the network with a tap without entering any password.

1. Tap ⊞ > WPS.

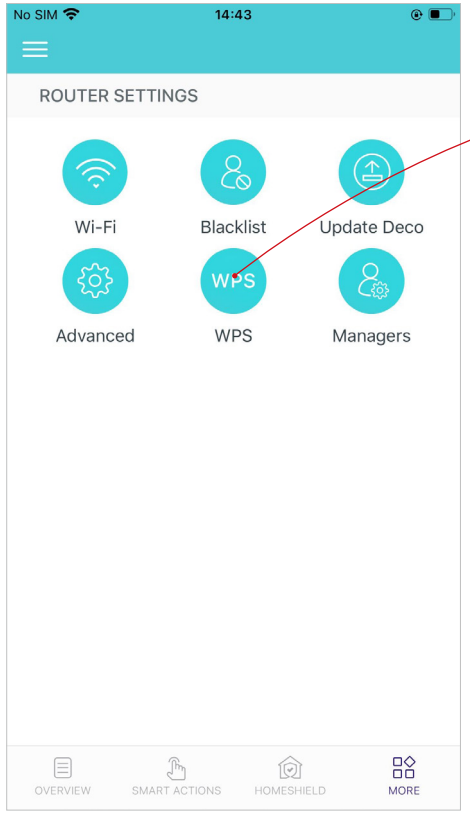

2. Tap the WPS icon on Deco app and then on your client.

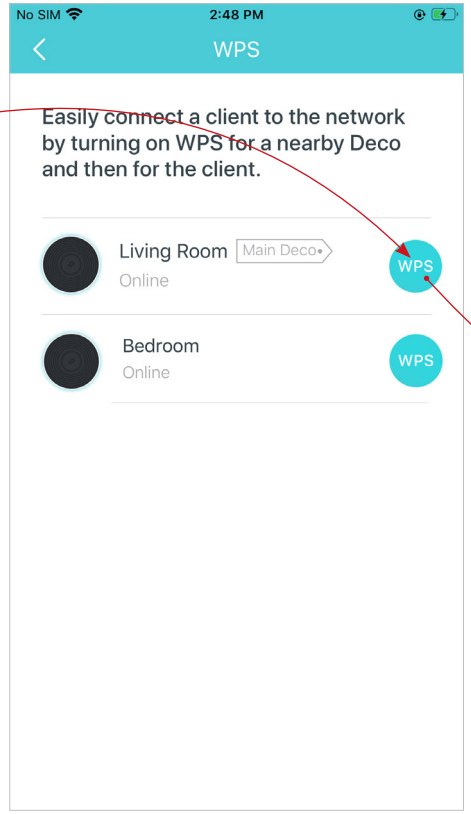

3. Your device has connected to the network successfully if shown as below.

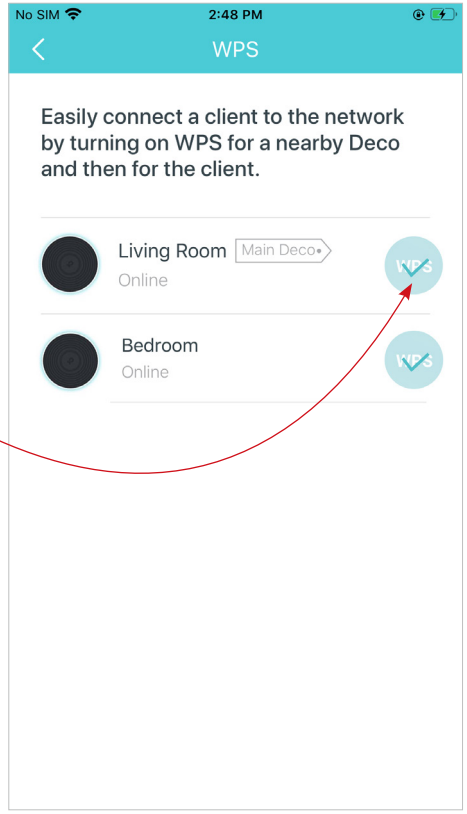

Managers

Add friends and family members to help manage your network. Each manager should have their own TP-Link ID.

Note: Managers can not modify owner's account, add other accounts, or set manager privileges.

Tap > Managers, and follow app instructions to add other TP-Link ID accounts as managers.

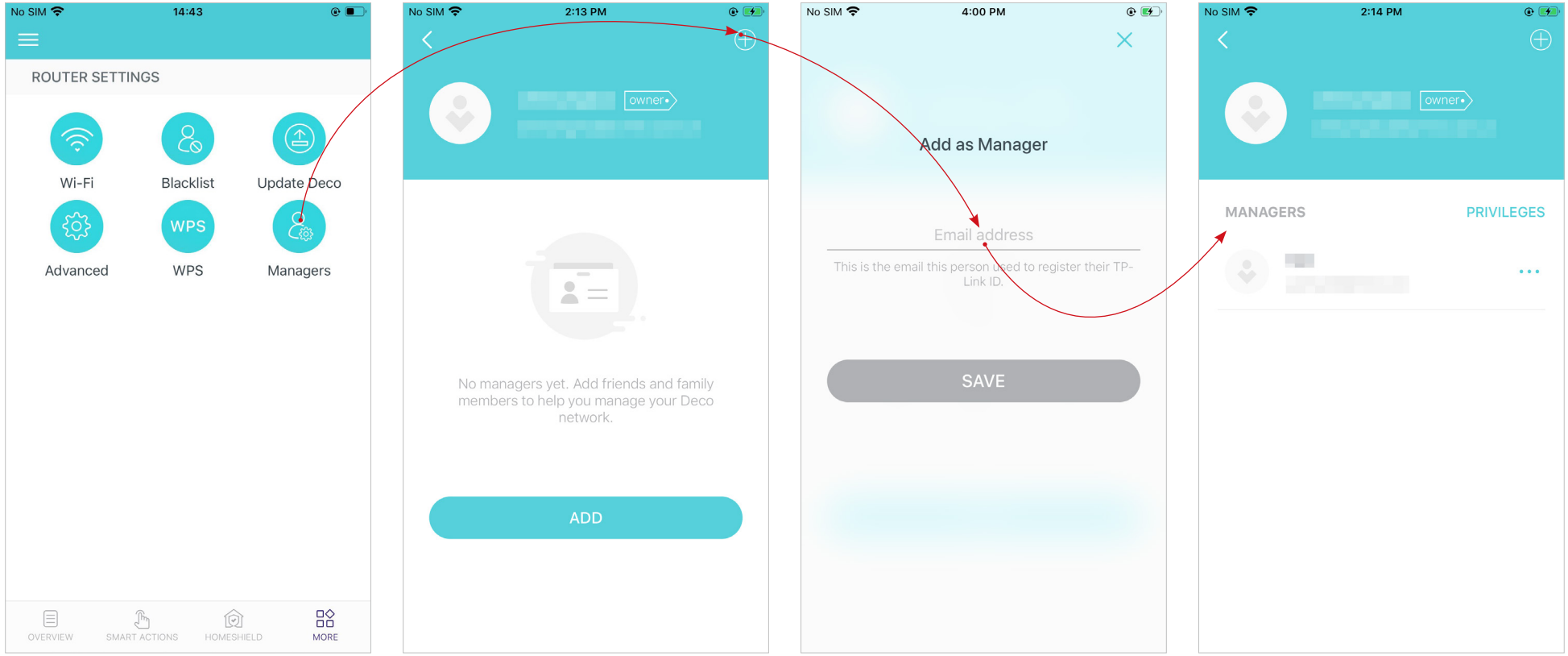

Set privileges for managers.

Note: Privileges may vary slightly depending on the model, the current operation mode, and software version you have.

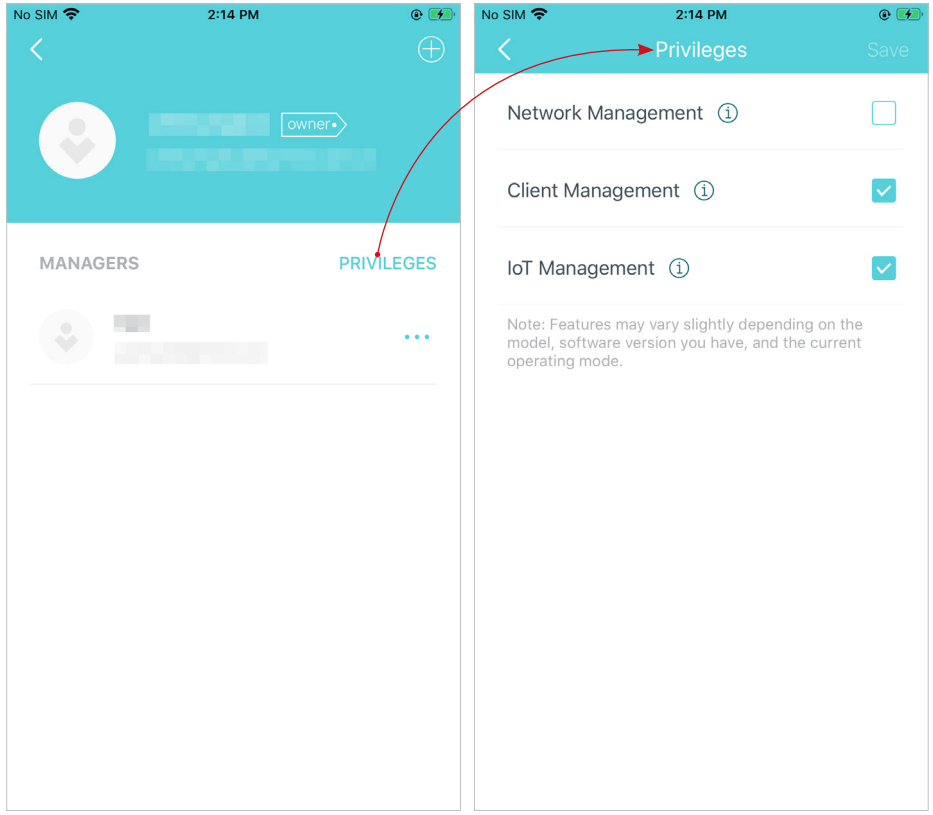

Remove managers.

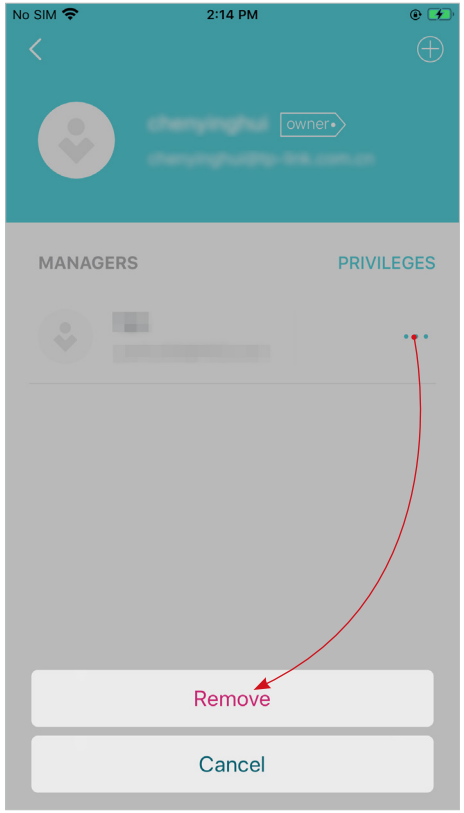

Control Your Deco with Alexa

Alexa Integration allows you to control your Deco using Amazon's Alexa voice service. You can control and customize your home network by giving simple voice commands to Alexa, such as enabling the Guest Network, turning off your Deco LEDs, and more.

Follow the steps below to use Alexa voice commands to control your Deco network.

Tip: To know more about how to set up Alexa Integration in Alexa app, refer to https://www.tp-link.com/support/faq/1571/.

Note: This feature is currently available in English (US), English (UK), German and Japanese.

In the Deco app, tap to open the menu, tap Friends of Deco > Alexa > TP-Link Router Skill, then follow the app instructions complete the setup.

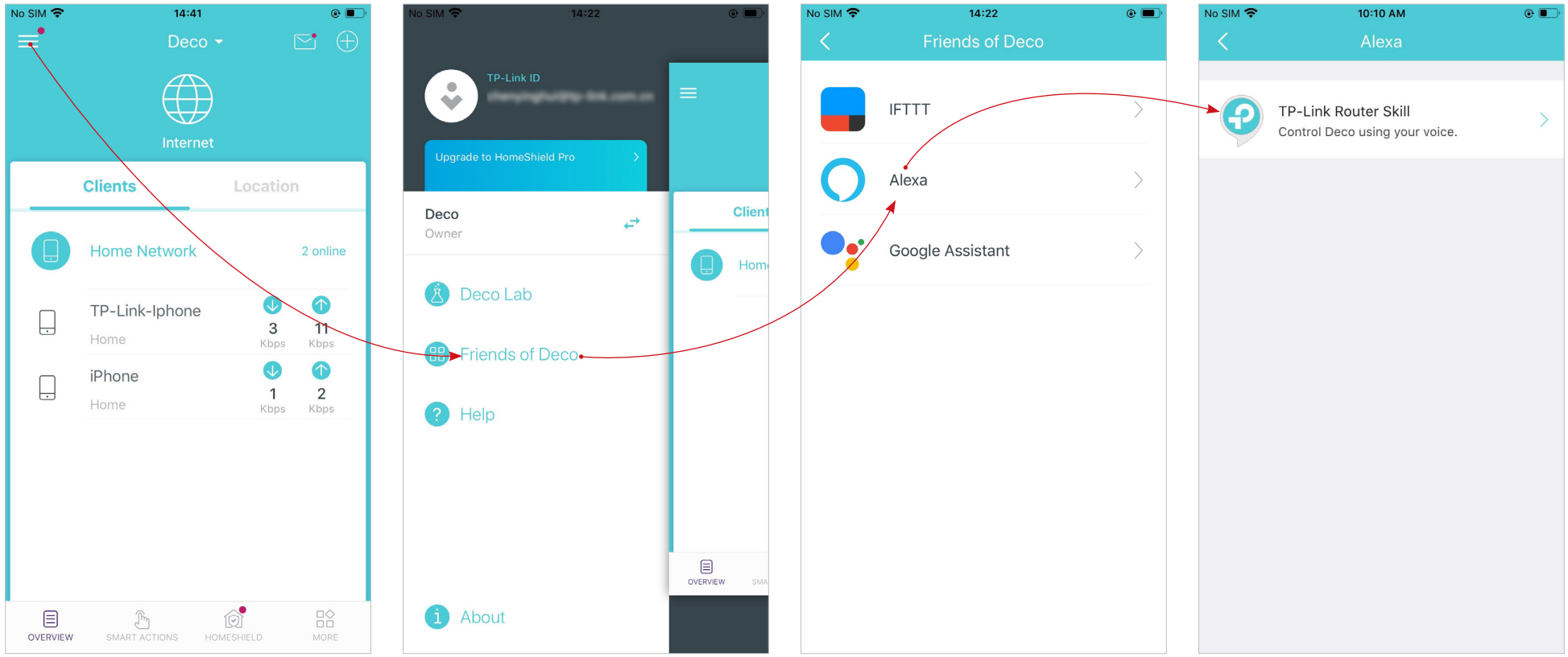

Troubleshooting

Solutions to common problems during setup or use are provided here for reference. Follow the steps and the provided link below to diagnose and solve problems you might experience with your Deco.

If problems still exist, contact us: https://www.tp-link.com/support

Q1. What should I do if I fail to configure the main Deco and get stuck on "We couldn't find Deco"?

Refer to the guide https://www.tp-link.com/support/faq/2239/ or follow the video https://youtu.be/2HYuEYS9XJM

Q2. What should I do if I fail to configure the satellite Deco and get stuck on "We couldn't find another Deco"?

Refer to the guide https://www.tp-link.com/support/faq/1447/ or follow the video https://youtu.be/iVgDzoo16T4

Q3. What should I do if I fail to configure the main Deco and get stuck on "Testing Internet Connection"?

Refer to the video https://youtu.be/OSUrGdWH-i0

Q4. What should I do if my wireless devices cannot connect to Deco?

Refer to the guide https://www.tp-link.com/support/faq/2718/

Q5. What should I do if Deco suddenly lost internet access?

Refer to the guide https://www.tp-link.com/support/faq/1454/

Q6. How can I find a suitable spot for my Deco?

Refer to the guide https://www.tp-link.com//support/faq/1446/

Q7. What can I do if the Deco app isn't working properly?

Refer to the guide https://www.tp-link.com/support/faq/1456/

Authentication

FCC Compliance Information Statement

Product Name: AXE5400 Tri-Band Mesh Wi-Fi 6E System

Model Number: Deco XE75

Component Name	Component Model
I.T.E POWER SUPPLY	T120200-2B4

Responsible party:

TP-Link USA Corporation

Address: 10 Mauchly, Irvine, CA 92618

Website: http://www.tp-link.com/us/

Tel: +1 626 333 0234

Fax: +1 909 527 6803

E-mail: sales.usa@tp-link.com

This equipment has been tested and found to comply with the limits for a Class B digital device, pursuant to part 15 of the FCC Rules. These limits are designed to provide reasonable protection against harmful interference in a residential installation. This equipment generates, uses and can radiate radio frequency energy and, if not installed and used in accordance with the instructions, may cause harmful interference to radio communications. However, there is no guarantee that interference will not occur in a particular installation. If this equipment does cause harmful interference to radio or television reception, which can be determined by turning the equipment off and on, the user is encouraged to try to correct the interference by one or more of the following measures:

- Reorient or relocate the receiving antenna.
- Increase the separation between the equipment and receiver.
- Connect the equipment into an outlet on a circuit different from that to which the receiver is connected.

- Consult the dealer or an experienced radio/ TV technician for help.

This device complies with part 15 of the FCC Rules. Operation is subject to the following two conditions:

1. This device may not cause harmful interference.

2. This device must accept any interference received, including interference that may cause undesired operation.

Any changes or modifications not expressly approved by the party responsible for compliance could void the user's authority to operate the equipment.

Note: The manufacturer is not responsible for any radio or TV interference caused by unauthorized modifications to this equipment. Such modifications could void the user's authority to operate the equipment.

FCC RF Radiation Exposure Statement

This equipment complies with FCC RF radiation exposure limits set forth for an uncontrolled environment. This device and its antenna must not be co-located or operating in conjunction with any other antenna or transmitter.

"To comply with FCC RF exposure compliance requirements, this grant is applicable to only Mobile Configurations. The antennas used for this transmitter must be installed to provide a separation distance of at least 20 cm from all persons and must not be co-located or operating in conjunction with any other antenna or transmitter."

FCC regulations restrict operation of this device to indoor use only. The operation of this device is prohibited on oil platforms, cars, trans, boats, and aircraft, except that operation of this device is permitted in large aircraft while flying above 10000 feet. Operation of transmitters in the 5.925-7.125 GHz band is prohibited for control of or communications with unmanned aircraft systems.

We, TP-Link USA Corporation, has determined that the equipment shown as above has been shown to comply with the applicable technical standards, FCC part 15. There is no unauthorized change is made in the equipment and the equipment is properly maintained and operated.

Issue Date: 2021-09-29

FCC Compliance Information Statement

Product Name: I.T.E POWER SUPPLY

Model Number: T120200-2B4

Responsible party:

TP-Link USA Corporation

Address: 10 Mauchly, Irvine, CA 92618

Website: http://www.tp-link.com/us/

Tel: +1 626 333 0234

Fax: +1 909 527 6803

E-mail: sales.usa@tp-link.com

This equipment has been tested and found to comply with the limits for a Class B digital device, pursuant to part 15 of the FCC Rules. These limits are designed to provide reasonable protection against harmful interference in a residential installation. This equipment generates, uses and can radiate radio frequency energy and, if not installed and used in accordance with the instructions, may cause harmful interference to radio communications. However, there is no guarantee that interference will not occur in a particular installation. If this equipment does cause harmful interference to radio or television reception, which can be determined by turning the equipment off and on, the user is encouraged to try to correct the interference by one or more of the following measures:

- Reorient or relocate the receiving antenna.
- Increase the separation between the equipment and receiver.
- Connect the equipment into an outlet on a circuit different from that to which the receiver is connected.
- Consult the dealer or an experienced radio/ TV technician for help.

This device complies with part 15 of the FCC Rules. Operation is subject to the following two conditions:

1. This device may not cause harmful interference.
2. This device must accept any interference received, including interference that may cause undesired operation.

Any changes or modifications not expressly approved by the party responsible for compliance could void the user's authority to operate the equipment.

We, TP-Link USA Corporation, has determined that the equipment shown as above has been shown to comply with the applicable technical standards, FCC part 15. There is no unauthorized change is made in the equipment and the equipment is properly maintained and operated.

Issue Date: 2021-09-29

CE Mark Warning

This is a class B product. In a domestic environment, this product may cause radio interference, in which case the user may be required to take adequate measures.

OPERATING FREQUENCY(the maximum transmitted power)

2412MHz—2472MHz (20dBm)

5150MHz—5350MHz (23dBm)

6105MHz—6425MHz (23dBm)

EU Declaration of Conformity

TP-Link hereby declares that the device is in compliance with the essential requirements and other relevant provisions of directives 2014/53/EU, 2009/125/EC, 2011 /65/EU and (EU) 2015/863.

The original EU Declaration of Conformity may be found at https://www.tp-link.com/en/support/ce/

RF Exposure Information

This device meets the EU requirements (2014/53/EU Article 3.1a) on the limitation of exposure of the general public to electromagnetic fields by way of health protection.

The device complies with RF specifications when the device used at 20 cm from your body.

National restrictions

Attention: This device may only be used indoors in all EU member states and EFTA countries, and Northern Ireland.

	AT	BE	BG	CH	CY	CZ	DE	DK
	EE	EL	ES	FI	FR	HR	HU	IE
	IS	IT	LI	LT	LU	LV	MT	NL
	NO	PL	PT	RO	SE	SI	SK	UK(NI)

UKCA Mark

UK
CA

UK Declaration of Conformity

TP-Link hereby declares that the device is in compliance with the essential requirements and other relevant provisions of the Radio Equipment Regulations 2017.

The original UK Declaration of Conformity may be found at https://www.tp-link.com/support/ukca/

National restrictions

Attention: This device may only be used indoors in Great Britain.

!	UK

Canadian Compliance Statement

This device complies with Industry Canada license-exempt RSS standard(s). Operation is subject to the following two conditions:

1. This device may not cause interference, and
2. This device must accept any interference, including interference that may cause undesired operation of the device.

Le présent appareil est conforme aux CNR d'Industrie Canada applicables aux appareils radio exempts de licence. L'exploitation est autorisée aux deux conditions suivantes :

1. l'appareil ne doit pas produire de brouillage;
2. l'utilisateur de l'appareil doit accepter tout brouillage radioélectrique subi, meme si le brouillage est susceptible d'en compromettre le fonctionnement.

Caution:

The device for operation in the band 5150–5250 MHz is only for indoor use to reduce the potential for harmful interference to co-channel mobile satellite systems;

DFS (Dynamic Frequency Selection) products that operate in the bands 5250- 5350 MHz.

Avertissement:

Le dispositif fonctionnant dans la bande 5150-5250 MHz est réservé uniquement pour une utilisation à l'intérieur afin de réduire les risques de brouillage préjudiciable aux systèmes de satellites mobiles utilisant les mêmes canaux;

Les produits utilisant la technique d'atténuation DFS (sélection dynamique des fréquences) sur les bandes 5250- 5350 MHz.

Radiation Exposure Statement:

This equipment complies with IC radiation exposure limits set forth for an uncontrolled environment. This equipment should be installed and operated with minimum distance 20cm between the radiator & your body.

Déclaration d'exposition aux radiations:

Cet équipement est conforme aux limites d'exposition aux rayonnements IC établies pour un environnement non contrôlé. Cet équipement doit être installé et utilisé avec un minimum de 20 cm de distance entre la source de rayonnement et votre corps.

Industry Canada Statement

CAN ICES-3 (B)/NMB-3(B)

Korea Warning Statements:

당해 무선설비는 운용중 전파혼신 가능성이 있음.

NCC Notice & BSMI Notice:

注意！

取得審驗證明之低功率射頻器材，非經核准，公司、商號或使用者均不得擅自變更頻率、加大功率或變更原設計之特性及功能。

低功率射頻器材之使用不得影響飛航安全及干擾合法通信；經發現有干擾現象時，應立即停用，並改善至無干擾時方得繼續使用。

前述合法通信，指依電信管理法規定作業之無線電通信。

低功率射頻器材須忍受合法通信或工業、科學及醫療用電波輻射性電機設備之干擾。

應避免影響附近雷達系統之操作。

安全諮詢及注意事項

- 請按照本產品注明的電源類型使用本產品。
- 清潔本產品之前請先切斷電源。請勿使用液體、噴霧清潔劑或濕布進行清潔。
- 注意防潮，請勿將水或其他液體潑灑到本產品上。
- 插槽與開口供通風使用，以確保本產品的操作可靠並防止過熱，請勿堵塞或覆蓋開口。
- 請勿將本產品置放於靠近熱源的地方。除非有正常的通風，否則不可放在密閉位置中。
- 不要私自拆開機殼或自行維修，如產品有故障請與原廠或代理商聯繫。

限用物質含有情況標示聲明書

設備名稱： Equipment name: AXE5400 Tri-Band Mesh Wi-Fi 6E System	型號（型式）： Type designation (Type) Deco XE75					
單元 Unit	限用物質及其化學符號 Restricted substances and its chemical symbols					
	鉛 Lead (Pb)	汞 Mercury (Hg)	鎘 Cadmium (Cd)	六價鉻 Hexavalent chromium (Cr^{+6})	多溴聯苯 Polybrominated biphenyls (PBB)	多溴二苯醚 Polybrominated diphenyl ethers (PBDE)
PCB	○	○	○	○	○	○
外殼	○	○	○	○	○	○
電源供應器	—	○	○	○	○	○
其他及其配件	—	○	○	○	○	○

備考1. 超出0.1 wt %” 及 “超出0.01 wt %” 系指限用物質之百分比含量超出百分比含量基準值。
Note 1：“Exceeding 0.1 wt %” and “exceeding 0.01 wt %” indicate that the percentage content of the restricted substance exceeds the reference percentage value of presence condition.
備考2.“〇”系指該項限用物質之百分比含量未超出百分比含量基準值。
Note 2：“〇” indicates that the percentage content of the restricted substance does not exceed the percentage of reference value of presence.
備考3.“ — ”系指該項限用物質為排除項目。
Note 3：The “ — ” indicates that the restricted substance corresponds to the exemption.

Продукт сертифіковано згідно с правилами системи УкрСЕПРО на відповідність вимогам нормативних документів та вимогам, що передбачені чинними законодавчими актами України.

Safety Information

- Keep the device away from water, fire, humidity or hot environments.
- Do not attempt to disassemble, repair, or modify the device. If you need service, please contact us.
- Do not use damaged charger or USB cable to charge the device.
- Do not use any other chargers than those recommended.
- Do not use the device where wireless devices are not allowed.
- Adapter shall be installed near the equipment and shall be easily accessible.
- Operating Temperature: 0°C~40°C (32°F~104°F)
- Storage Temperature: -40°C~60°C (-40°F~140°F)
- Operating Humidity: 10%~90%RH, Non-condensing
- Storage Humidity: 10%~90%RH, Non-condensing

Please read and follow the above safety information when operating the device. We cannot guarantee that no accidents or damage will occur due to improper use of the device. Please use this product with care and operate at your own risk.

Explanation of the symbols on the product label

Symbol	Explanation
	DC voltage
	Caution
	Operator's manual
	Indoor use only
	Class II equipment
	Energy efficiency Marking
	Polarity of d.c. power connector
	RECYCLING This product bears the selective sorting symbol for Waste electrical and electronic equipment (WEEE). This means that this product must be handled pursuant to European directive 2012/19/EU in order to be recycled or dismantled to minimize its impact on the environment. User has the choice to give his product to a competent recycling organization or to the retailer when he buys a new electrical or electronic equipment.