CFR 47 FCC PART 15 SUBPART C
ISED RSS-247 ISSUE 2

TEST REPORT

For

AXE5400 Whole Home Mesh Wi-Fi 6E System

MODEL NUMBER: Deco XE75 Pro

REPORT NUMBER: 4790853841-1-RF-1

ISSUE DATE: August 10, 2023

FCC ID:2AXJ4XE75V3
IC:26583-XE75V3

Prepared for

TP-Link Corporation Limited
Room 901, 9/F. , New East Ocean Centre, 9 Science Museum Road, Tsim Sha Tsui, Kowloon, Hong Kong

Prepared by

UL Verification Services (Guangzhou) Co., Ltd, Song Shan Lake Branch

Building 10, Innovation Technology Park, No. 1, Li Bin Road, Song Shan Lake Hi-Tech Development Zone Dongguan, 523808, People's Republic of China

Tel: +86 769 22038881
Fax: +86 769 33244054
Website: www.ul.com

The results reported herein have been performed in accordance with the laboratory's terms of accreditation. This report shall not be reproduced except in full without the written approval of the Laboratory. The results in this report apply to the test sample(s) mentioned above at the time of the testing period only and are not to be used to indicate applicability to other similar products.

Revision History

Rev.	Issue Date	Revisions	Revised By
V0	August 10, 2023	Initial Issue	

This report shall not be reproduced except in full, without the written approval of UL Verification Services (Guangzhou) Co., Ltd, Song Shan Lake Branch.

Summary of Test Results

Test Item	Clause	Limit/Requirement	Result
Antenna Requirement	N/A	FCC Part 15.203/15.247 (c) RSS-GEN Clause 6.8	Pass
AC Power Line Conducted Emission	ANSI C63.10-2013, Clause 6.2	FCC Part 15.207 RSS-GEN Clause 8.8	Pass
Conducted Output Power	ANSI C63.10-2013, Clause 11.9.1.3	FCC Part 15.247 (b)(3) RSS-247 Clause 5.4 (d)	Pass
6dB Bandwidth and 99% Occupied Bandwidth	ANSI C63.10-2013, Clause 11.8.1	FCC Part 15.247 (a)(2) RSS-247 Clause 5.2 (a) ISED RSS-Gen Clause 6.7	Pass
Power Spectral Density	ANSI C63.10-2013, Clause 11.10.2	FCC Part 15.247 (e) RSS-247 Clause 5.2 (b)	Pass
Conducted Band edge and spurious emission	ANSI C63.10-2013, Clause 11.11	FCC Part 15.247(d) RSS-247 Clause 5.5	Pass
Radiated Band edge and Spurious Emission	ANSI C63.10-2013, Clause 11.12 & Clause 11.13	FCC Part 15.247 (d) FCC Part 15.205/15.209 RSS-247 Clause 5.5 RSS-GEN Clause 8.9	Pass
Duty Cycle	ANSI C63.10-2013, Clause 11.6	None; for reporting purposes only.	Pass

*This test report is only published to and used by the applicant, and it is not for evidence purpose in China.
*The measurement result for the sample received is <Pass> according to <CFR 47 FCC PART 15 SUBPART C><ISED RSS-247 ISSUE 2> when <Accuracy Method> decision rule is applied.

This report shall not be reproduced except in full, without the written approval of UL Verification Services (Guangzhou) Co., Ltd, Song Shan Lake Branch.

CONTENTS

1. ATTESTATION OF TEST RESULTS 6

2. TEST METHODOLOGY 7

3. FACILITIES AND ACCREDITATION 7

4. CALIBRATION AND UNCERTAINTY 8

4.1. MEASURING INSTRUMENT CALIBRATION 8

4.2. MEASUREMENT UNCERTAINTY 8

5. EQUIPMENT UNDER TEST 9

5.1. DESCRIPTION OF EUT 9

5.2. CHANNEL LIST 9

5.3. MAXIMUM EIRP 10

5.4. TEST CHANNEL CONFIGURATION 10

5.5. THE WORSE CASE POWER SETTING PARAMETER 10

5.6. WORST-CASE CONFIGURATIONS 11

5.7. DESCRIPTION OF AVAILABLE ANTENNAS 12

5.8. SUPPORT UNITS FOR SYSTEM TEST 13

6. MEASURING EQUIPMENT AND SOFTWARE USED 14

7. ANTENNA PORT TEST RESULTS 17

7.1. CONDUCTED OUTPUT POWER 17

7.2. 6DB BANDWIDTH AND 99% OCCUPIED BANDWIDTH 18

7.3. POWER SPECTRAL DENSITY 20

7.4. CONDUCTED BAND EDGE AND SPURIOUS EMISSION 22

7.5. DUTY CYCLE 24

8. RADIATED TEST RESULTS 25

8.1. RESTRICTED BANDEDGE 33

8.2. SPURIOUS EMISSIONS(1 GHZ~3 GHZ) 84

8.3. SPURIOUS EMISSIONS(3 GHZ~18 GHZ) 90

8.4. SPURIOUS EMISSIONS(9 KHZ~30 MHZ) 134

8.5. SPURIOUS EMISSIONS(18 GHZ~26 GHZ) 137

8.6. SPURIOUS EMISSIONS(30 MHZ~1 GHZ) 139

9. ANTENNA REQUIREMENT 141

10. AC POWER LINE CONDUCTED EMISSION 142

This report shall not be reproduced except in full, without the written approval of UL Verification Services (Guangzhou) Co., Ltd, Song Shan Lake Branch.

11. TEST DATA.....146

11.1. APPENDIX A: DTS BANDWIDTH.....146
11.1.1. Test Result.....146
11.1.2. Test Graphs.....148

11.2. APPENDIX B: OCCUPIED CHANNEL BANDWIDTH.....168
11.2.1. Test Result.....168
11.2.2. Test Graphs.....170

11.3. APPENDIX C: MAXIMUM CONDUCTED OUTPUT POWER.....190
11.3.1. Test Result.....190

11.4. APPENDIX D: MAXIMUM POWER SPECTRAL DENSITY.....192
11.4.1. Test Result.....192
11.4.2. Test Graphs.....194

11.5. APPENDIX E: BAND EDGE MEASUREMENTS.....214
11.5.1. Test Result.....214
11.5.2. Test Graphs.....215

11.6. APPENDIX F: CONDUCTED SPURIOUS EMISSION.....231
11.6.1. Test Result.....231
11.6.2. Test Graphs.....235

11.7. APPENDIX G: DUTY CYCLE.....295
11.7.1. Test Result.....295
11.7.2. Test Graphs.....296

This report shall not be reproduced except in full, without the written approval of UL Verification Services (Guangzhou) Co., Ltd, Song Shan Lake Branch.

1. ATTESTATION OF TEST RESULTS

Applicant Information

Company Name:	TP-Link Corporation Limited
Address:	Room 901, 9/F. , New East Ocean Centre, 9 Science Museum Road, Tsim Sha Tsui, Kowloon, Hong Kong

Manufacturer Information

Company Name:	TP-Link Corporation Limited
Address:	Room 901, 9/F. , New East Ocean Centre, 9 Science Museum Road, Tsim Sha Tsui, Kowloon, Hong Kong

EUT Information

EUT Name:	AXE5400 Whole Home Mesh Wi-Fi 6E System
Model:	Deco XE75 Pro
Brand:	tp-link
Sample Received Date:	May 15, 2023
Sample Status:	Normal
Sample ID:	6093289
Date of Tested:	May 16, 2023 to August 10, 2023

APPLICABLE STANDARDS	
STANDARD	**TEST RESULTS**
CFR 47 FCC PART 15 SUBPART C **ISED RSS-247 ISSUE 2**	**Pass**

Prepared By:

Kebo Zhang

Senior Project Engineer

Checked By:

Denny Huang

Senior Project Engineer

Approved By:

Stephen Guo

Operations Manager

This report shall not be reproduced except in full, without the written approval of UL Verification Services (Guangzhou) Co., Ltd, Song Shan Lake Branch.

2. TEST METHODOLOGY

All tests were performed in accordance with the standard CFR 47 FCC PART 15 SUBPART C ISED RSS-247 ISSUE 2, KDB 558074 D01 15.247 Meas Guidance v05r02, KDB 414788 D01 Radiated Test Site v01r01, KDB 662911 D01 Multiple Transmitter Output v02r01, CFR 47 FCC Part 2, ANSI C63.10-2013 and ISED RSS-GEN Issue 5.

3. FACILITIES AND ACCREDITATION

Accreditation Certificate	**A2LA (Certificate No.: 4102.01)** UL Verification Services (Guangzhou) Co., Ltd. Song Shan Lake Branch. has been assessed and proved to be in compliance with A2LA. **FCC (FCC Designation No.: CN1187)** UL Verification Services (Guangzhou) Co., Ltd. Song Shan Lake Branch. Has been recognized to perform compliance testing on equipment subject to the Commission's Declaration of Conformity (DoC) and Certification rules **ISED (Company No.: 21320)** UL Verification Services (Guangzhou) Co., Ltd. Song Shan Lake Branch. has been registered and fully described in a report filed with ISED. The Company Number is 21320 and the test lab Conformity Assessment Body Identifier (CABID) is CN0046. **VCCI (Registration No.: G-20019, R-20004, C-20012 and T-20011)** UL Verification Services (Guangzhou) Co., Ltd. Song Shan Lake Branch. has been assessed and proved to be in compliance with VCCI, the Membership No. is 3793. Facility Name: Chamber D, the VCCI registration No. is G-20019 and R-20004 Shielding Room B , the VCCI registration No. is C-20012 and T-20011

Note 1:
All tests measurement facilities use to collect the measurement data are located at Building 10, Innovation Technology Park, No. 1, Li Bin Road, Song Shan Lake Hi-Tech Development Zone Dongguan, 523808, People's Republic of China.

Note 2:
The test anechoic chamber in UL Verification Services (Guangzhou) Co., Ltd.
Song Shan Lake Branch had been calibrated and compared to the open field sites and the test anechoic chamber is shown to be equivalent to or worst case from the open field site.

Note 3:
For below 30 MHz, lab had performed measurements at test anechoic chamber and comparing to measurements obtained on an open field site. And these measurements below 30 MHz had been correlated to measurements performed on an OFS.

This report shall not be reproduced except in full, without the written approval of UL Verification Services (Guangzhou) Co., Ltd, Song Shan Lake Branch.

4. CALIBRATION AND UNCERTAINTY

4.1. MEASURING INSTRUMENT CALIBRATION

The measuring equipment utilized to perform the tests documented in this report has been calibrated in accordance with the manufacturer's recommendations and is traceable to recognized national standards.

4.2. MEASUREMENT UNCERTAINTY

Where relevant, the following measurement uncertainty levels have been estimated for tests performed on the apparatus:

Test Item	Uncertainty
Conduction emission	3.62 dB
Radiated Emission (Included Fundamental Emission) (9 kHz ~ 30 MHz)	2.2 dB
Radiated Emission (Included Fundamental Emission) (30 MHz ~ 1 GHz)	4.00 dB
Radiated Emission (Included Fundamental Emission) (1 GHz to 26 GHz)	5.78 dB (1 GHz ~ 18 GHz)
	5.23 dB (18 GHz ~ 26 GHz)
Duty Cycle	±0.028%
DTS and 99% Occupied Bandwidth	±0.0196%
Maximum Conducted Output Power	±0.686 dB
Maximum Power Spectral Density Level	±0.743 dB
Conducted Band-edge Compliance	±1.328 dB
Conducted Unwanted Emissions In Non-restricted Frequency Bands	±0.746 dB (9 kHz ~ 1 GHz)
	±1.328dB (1 GHz ~ 26 GHz)
Note: This uncertainty represents an expanded uncertainty expressed at approximately the 95% confidence level using a coverage factor of k=2.	

This report shall not be reproduced except in full, without the written approval of UL Verification Services (Guangzhou) Co., Ltd, Song Shan Lake Branch.

5. EQUIPMENT UNDER TEST

5.1. DESCRIPTION OF EUT

EUT Name/PMN:	AXE5400 Whole Home Mesh Wi-Fi 6E System
Model:	Deco XE75 Pro
HVIN:	Deco XE75V3
Frequency Range:	2412 MHz to 2462 MHz
Type of Modulation:	IEEE 802.11b: DSSS(CCK, DQPSK, DBPSK) IEEE 802.11g/n: OFDM(64-QAM, 16-QAM, QPSK, BPSK)IEEE 802.11ax: OFDMA(1024-QAM,64-QAM, 16-QAM, QPSK, BPSK)
Radio Technology:	IEEE802.11b/g/n HT20/n HT40/n VHT20/n VHT40/ax HE20/ax HE40
Normal Test Voltage:	DC 12 V via adapter

5.2. CHANNEL LIST

Channel List for 802.11b/g/n/ax (20 MHz)							
Channel	Frequency (MHz)	Channel	Frequency (MHz)	Channel	Frequency (MHz)	Channel	Frequency (MHz)
1	2412	4	2427	7	2442	10	2457
2	2417	5	2432	8	2447	11	2462
3	2422	6	2437	9	2452	/	/

Channel List for 802.11n/ax (40 MHz)							
Channel	Frequency (MHz)	Channel	Frequency (MHz)	Channel	Frequency (MHz)	Channel	Frequency (MHz)
3	2422	5	2432	7	2442	9	2452
4	2427	6	2437	8	2447	/	/

This report shall not be reproduced except in full, without the written approval of UL Verification Services (Guangzhou) Co., Ltd, Song Shan Lake Branch.

5.3. MAXIMUM EIRP

IEEE Std. 802.11	Frequency (MHz)	Channel Number	Maximum Conducted AVG Output Power (dBm)	Maximum AVG EIRP (dBm)
b	2412 ~ 2462	1-11[11]	28.94	30.94
g	2412 ~ 2462	1-11[11]	28.74	30.74
n HT20	2412 ~ 2462	1-11[11]	29.61	31.61
n HT40	2422 ~ 2452	3-9[7]	28.86	30.86
ax HE20	2412 ~ 2462	1-11[11]	28.75	30.75
ax HE40	2422 ~ 2452	3-9[7]	28.85	30.85

5.4. TEST CHANNEL CONFIGURATION

IEEE Std. 802.11	Test Channel Number	Frequency
b	CH 1, CH2, CH 6, CH10, CH 11	2412, 2417, 2437, 2457, 2462
g	CH 1, CH2, CH 6, CH10, CH 11	2412, 2417, 2437, 2457, 2462
n HT20	CH 1, CH2, CH 6, CH10, CH 11	2412, 2417, 2437, 2457, 2462
n HT40	CH 3, CH4, CH 6, CH8, CH 9	2422, 2427, 2437, 2447, 2452
ax HE20	CH 1, CH2, CH 6, CH10, CH 11	2412, 2417, 2437, 2457, 2462
ax HE40	CH 3, CH4, CH 6, CH8, CH 9	2422, 2427, 2437, 2447, 2452

5.5. THE WORSE CASE POWER SETTING PARAMETER

The Worse Case Power Setting Parameter under 2400 ~ 2483.5 MHz Band											
Test Software		QSPR									
Modulation Mode	Transmit Antenna Number	Test Channel									
		NCB: 20 MHz					NCB: 40 MHz				
		CH 1	CH 2	CH 6	CH 10	CH 11	CH 3	CH 4	CH 6	CH 8	CH 9
802.11b	2/4	26	26	26	26	26	/				
802.11g	2/4	22	22	26	26	23					
802.11n HT20	2/4	21	22	26	26	25					
802.11n HT40	2/4	/					20	22	25	23	22
802.11n VHT20	2/4	Cover by 802.11ax HE20					/				
802.11n VHT40	2/4	/					Cover by 802.11ax HE40				
802.11ax HE20	2/4	22	22	26	23	23	/				
802.11ax HE40	2/4	/					20	21	26	22	21

This report shall not be reproduced except in full, without the written approval of UL Verification Services (Guangzhou) Co., Ltd, Song Shan Lake Branch.

5.6. WORST-CASE CONFIGURATIONS

The EUT was tested in the following configuration(s):

Controlled in test mode using a software application on the EUT supplied by customer. The application was used to enable a continuous transmission and to select the mode, test channels, bandwidth, data rates as required.

Test channels referring to section 5.4.

Maximum power setting referring to section 5.5.

Worst-case data rates as provided by the client were:

802.11b CDD mode: 1 Mbps
802.11g CDD mode: 6 Mbps
802.11n HT20 CDD mode: MCS0
802.11n HT40 CDD mode: MCS0
802.11n VHT20 CDD mode: MCS0
802.11n VHT40 CDD mode: MCS0
802.11ax HE20 CDD mode: MCS0
802.11ax HE40 CDD mode: MCS0

All modes support CDD mode.

802.11n HT20/HT40/VHT20/VHT40 were performed on the worst case (802.11n HT20/HT40) mode and only the worst data was recorded in this report.

The EUT has 4 separate antennas which correspond to 4 separate antenna ports. Core 2 and Core 4 correspond to antenna 2 and antenna 4 respectively and they support WLAN 2.4G and RLAN 5G. Core 1 and Core 3 correspond to antenna 1 and antenna 3 respectively and they support RLAN 6G.

The measured additional path loss was included in any path loss calculations for all RF cable used during tested.

The EUT not support partial Rus and channel puncturing mode.

Simultaneously Transmission Conditions:

Support Technology			Support (YES/NO)
WIFI (2.4G)	WIFI (5G)	WIFI (6G)	YES

This report shall not be reproduced except in full, without the written approval of UL Verification Services (Guangzhou) Co., Ltd, Song Shan Lake Branch.

5.7. DESCRIPTION OF AVAILABLE ANTENNAS

Antenna	Frequency (MHz)	Antenna Type	MAX Antenna Gain (dBi)
2	2412-2462	Diople Antenna	2
4	2412-2462	Diople Antenna	2

The EUT support Cyclic Shift Diversity(CDD) mode.

MIMO output power port and MIMO PSD port summing were performed in accordance with KDB 662911 D01. For the CDD results the Directional Gain was calculated in accordance with the following mothed.

For output power measurements:
Directional gain= G_{ANT} + Array Gain = 2 dBi
G_{ANT} : equal to the gain of the antenna having the highest gain
Array Gain = 0 dB (i.e., no array gain) for $N_{ANT} \leq 4$

For power spectral density (PSD) measurements:
Directional gain= G_{ANT} + Array Gain = 5.01 dBi
Array Gain = 10 log(N_{ANT}/N_{SS}) dB.
N_{ANT} : number of transmit antennas
N_{SS} : number of spatial streams, The worst case directional gain will occur when N_{SS} = 1

Test Mode	Transmit and Receive Mode	Description
IEEE 802.11b	☒2TX, 2RX	ANT 2 and ANT 4 can be used as transmitting/receiving antenna.
IEEE 802.11g	☒2TX, 2RX	ANT 2 and ANT 4 can be used as transmitting/receiving antenna.
IEEE 802.11n HT20	☒2TX, 2RX	ANT 2 and ANT 4 can be used as transmitting/receiving antenna.
IEEE 802.11n HT40	☒2TX, 2RX	ANT 2 and ANT 4 can be used as transmitting/receiving antenna.
IEEE 802.11n VHT20	☒2TX, 2RX	ANT 2 and ANT 4 can be used as transmitting/receiving antenna.
IEEE 802.11n VHT40	☒2TX, 2RX	ANT 2 and ANT 4 can be used as transmitting/receiving antenna.
IEEE 802.11ax HE20	☒2TX, 2RX	ANT 2 and ANT 4 can be used as transmitting/receiving antenna.
IEEE 802.11ax HE40	☒2TX, 2RX	ANT 2 and ANT 4 can be used as transmitting/receiving antenna.

Note: The value of the antenna gain was declared by customer.

This report shall not be reproduced except in full, without the written approval of UL Verification Services (Guangzhou) Co., Ltd, Song Shan Lake Branch.

5.8. SUPPORT UNITS FOR SYSTEM TEST

SUPPORT EQUIPMENT

Item	Equipment	Brand Name	Model Name	Remarks
1	Laptop	ThinkPad	X230i	/

I/O CABLES

Cable No	Port	Connector Type	Cable Type	Cable Length(m)	Remarks
1	LAN1	RJ45	Unshielded	1.0 m	/

ACCESSORIES

Item	Accessory	Brand Name	Model Name	Description
1	I.T.E. POWER SUPPLY	tp-link	T12020-2B4	Input: AC 100-240 V, 50 / 60 Hz, 0.8 A Output: DC 12.0 V, 2 A

TEST SETUP

The EUT can work in engineering mode with a software through a laptop.

SETUP DIAGRAM FOR TESTS

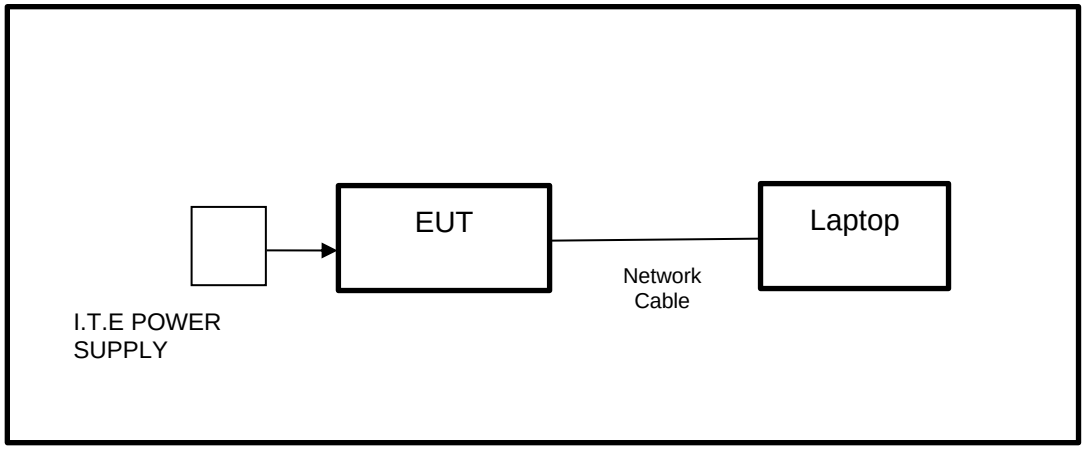

This report shall not be reproduced except in full, without the written approval of UL Verification Services (Guangzhou) Co., Ltd, Song Shan Lake Branch.

6. MEASURING EQUIPMENT AND SOFTWARE USED

R&S TS 8997 Test System					
Equipment	Manufacturer	Model No.	Serial No.	Last Cal.	Due. Date
Power sensor, Power Meter	R&S	OSP120	100921	Mar.31,2023	Mar.30,2024
Vector Signal Generator	R&S	SMBV100A	261637	Oct.17, 2022	Oct.16, 2023
Signal Generator	R&S	SMB100A	178553	Oct.17, 2022	Oct.16, 2023
Signal Analyzer	R&S	FSV40	101118	Oct.17, 2022	Oct.16, 2023

Software			
Description	Manufacturer	Name	Version
For R&S TS 8997 Test System	Rohde & Schwarz	EMC 32	10.60.10

Tonsend RF Test System					
Equipment	Manufacturer	Model No.	Serial No.	Last Cal.	Due. Date
Wideband Radio Communication Tester	R&S	CMW500	155523	Oct.17, 2022	Oct.16, 2023
Wireless Connectivity Tester	R&S	CMW270	1201.0002N75-102	Sep.28, 2022	Sep.27, 2023
PXA Signal Analyzer	Keysight	N9030A	MY55410512	Oct.17, 2022	Oct.16, 2023
MXG Vector Signal Generator	Keysight	N5182B	MY56200284	Oct.17, 2022	Oct.16, 2023
MXG Vector Signal Generator	Keysight	N5172B	MY56200301	Oct.17, 2022	Oct.16, 2023
DC power supply	Keysight	E3642A	MY55159130	Oct.17, 2022	Oct.16, 2023
Temperature & Humidity Chamber	SANMOOD	SG-80-CC-2	2088	Oct.17, 2022	Oct.16, 2023
Attenuator	Aglient	8495B	2814a12853	Oct.18, 2022	Oct.17, 2023
RF Control Unit	Tonscend	JS0806-2	23B80620666	April 18,2023	April 17,2024

Software			
Description	Manufacturer	Name	Version
Tonsend SRD Test System	Tonsend	JS1120-3 RF Test System	V3.2.22

This report shall not be reproduced except in full, without the written approval of UL Verification Services (Guangzhou) Co., Ltd, Song Shan Lake Branch.

Conducted Emissions					
Equipment	Manufacturer	Model No.	Serial No.	Last Cal.	Due Date
EMI Test Receiver	R&S	ESR3	101961	Oct.17, 2022	Oct.16, 2023
Two-Line V-Network	R&S	ENV216	101983	Oct.17, 2022	Oct.16, 2023
Artificial Mains Networks	Schwarzbeck	NSLK 8126	8126465	Oct.17, 2022	Oct.16, 2023
Software					
Description			Manufacturer	Name	Version
Test Software for Conducted Emissions			Farad	EZ-EMC	Ver. UL-3A1

Radiated Emissions					
Equipment	Manufacturer	Model No.	Serial No.	Last Cal.	Due Date
MXE EMI Receiver	KESIGHT	N9038A	MY56400036	Oct.17, 2022	Oct.16, 2023
Hybrid Log Periodic Antenna	TDK	HLP-3003C	130959	Aug.02, 2021	Aug.01, 2024
Preamplifier	HP	8447D	2944A09099	Oct.17, 2022	Oct.16, 2023
EMI Measurement Receiver	R&S	ESR26	101377	Oct.17, 2022	Oct.16, 2023
Horn Antenna	TDK	HRN-0118	130940	July 20, 2021	July 19, 2024
Preamplifier	TDK	PA-02-0118	TRS-305-00067	Oct.17, 2022	Oct.16, 2023
Horn Antenna	Schwarzbeck	BBHA9170	697	July 20, 2021	July 19, 2024
Preamplifier	TDK	PA-02-2	TRS-307-00003	Oct.17, 2022	Oct.16, 2023
Preamplifier	TDK	PA-02-3	TRS-308-00002	Oct.17, 2022	Oct.16, 2023
Loop antenna	Schwarzbeck	1519B	00008	Dec.14, 2021	Dec.13, 2024
Preamplifier	TDK	PA-02-001-3000	TRS-302-00050	Oct.17, 2022	Oct.16, 2023
Preamplifier	Mini-Circuits	ZX60-83LN-S+	SUP01202035	Oct.17, 2022	Oct.16, 2023
High Pass Filter	Wi	WHKX10-2700-3000-18000-40SS	23	Oct.17, 2022	Oct.16, 2023
Highpass Filter	Wainwright	WHKX10-5850-6500-1800-40SS	4	Oct.17, 2022	Oct.16, 2023
Band Reject Filter	Wainwright	WRCJV12-5695-5725-5850-5880-40SS	4	Oct.17, 2022	Oct.16, 2023

This report shall not be reproduced except in full, without the written approval of UL Verification Services (Guangzhou) Co., Ltd, Song Shan Lake Branch.

Band Reject Filter	Wainwright	WRCJV20-5120-5150-5350-5380-60SS	2	Oct.17, 2022	Oct.16, 2023
Band Reject Filter	Wainwright	WRCJV20-5440-5470-5725-5755-60SS	1	Oct.17, 2022	Oct.16, 2023
Band Reject Filter	Wainwright	WRCJV8-2350-2400-2483.5-2533.5-40SS	4	Oct.17, 2022	Oct.16, 2023
Band Reject Filter	Wainwright	WRCD5-1879-1879.85-1880.15-1881-40SS	1	Oct.17, 2022	Oct.16, 2023
Notch Filter	Wainwright	WHJ10-882-980-7000-40SS	1	Oct.17, 2022	Oct.16, 2023

Software			
Description	Manufacturer	Name	Version
Test Software for Radiated Emissions	Farad	EZ-EMC	Ver. UL-3A1

Other Instrument					
Equipment	Manufacturer	Model No.	Serial No.	Last Cal.	Due Date
Temperature humidity probe	OMEGA	ITHX-SD-5	18470007	Oct.22, 2022	Oct.21, 2023
Barometer	Yiyi	Baro	N/A	Oct.24, 2022	Oct.23, 2023
Attenuator	Agilent	8495B	2814a12853	Oct.18, 2022	Oct.17, 2023

This report shall not be reproduced except in full, without the written approval of UL Verification Services (Guangzhou) Co., Ltd, Song Shan Lake Branch.

7. ANTENNA PORT TEST RESULTS

7.1. CONDUCTED OUTPUT POWER

LIMITS

CFR 47 FCC Part15 (15.247) Subpart C ISED RSS-247 ISSUE 2			
Section	Test Item	Limit	Frequency Range (MHz)
CFR 47 FCC 15.247(b)(3) ISED RSS-247 5.4 (d)	AVG Output Power	1 watt or 30 dBm	2400-2483.5

TEST PROCEDURE

Refer to ANSI C63.10-2013 clause 11.9.2.3.1.

Connect the EUT to a low loss RF cable from the antenna port to the power sensor (video bandwidth is greater than the occupied bandwidth).
Measure peak emission level, the indicated level is the average output power, after any corrections for external attenuators and cables.
The test result in dBm by adding [10 log (1 / D)], where D is the duty cycle.

TEST SETUP

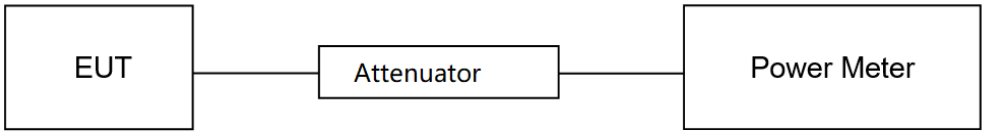

TEST ENVIRONMENT

Temperature	25.7℃	Relative Humidity	63.1%
Atmosphere Pressure	101kPa	Test Voltage	DC 12 V

TEST DATE / ENGINEER

Test Date	May 24, 2023	Test By	Johnson Liu

TEST RESULTS

Please refer to section "Test Data" - Appendix C

This report shall not be reproduced except in full, without the written approval of UL Verification Services (Guangzhou) Co., Ltd, Song Shan Lake Branch.

7.2. 6DB BANDWIDTH AND 99% OCCUPIED BANDWIDTH

LIMITS

CFR 47 FCC Part15 (15.247) Subpart C ISED RSS-247 ISSUE 2			
Section	Test Item	Limit	Frequency Range (MHz)
CFR 47 FCC 15.247(a)(2) ISED RSS-247 5.2 (a)	6 dB Bandwidth	≥ 500 kHz	2400-2483.5
ISED RSS-Gen Clause 6.7	99 % Occupied Bandwidth	For reporting purposes only.	2400-2483.5

TEST PROCEDURE

Refer to ANSI C63.10-2013 clause 11.8 for DTS bandwidth and clause 6.9 for Occupied Bandwidth.

Connect the EUT to the spectrum analyser and use the following settings:

Center Frequency	The center frequency of the channel under test
Frequency Span	For 6 dB Bandwidth: Enough to capture all products of the modulation carrier emission For 99 % Occupied Bandwidth: Between 1.5 times and 5.0 times the OBW
Detector	Peak
RBW	For 6 dB Bandwidth: 100 kHz For 99 % Occupied Bandwidth: 1 % to 5 % of the occupied bandwidth
VBW	For 6 dB Bandwidth: ≥3 × RBW For 99 % Occupied Bandwidth: ≥3 × RBW
Trace	Max hold
Sweep	Auto couple

a) Use the 99 % power bandwidth function of the instrument, allow the trace to stabilize and report the measured bandwidth.

b) Allow the trace to stabilize and measure the maximum width of the emission that is constrained by the frequencies associated with the two outermost amplitude points (upper and lower frequencies) that are attenuated by 6 dB relative to the maximum level measured in the fundamental emission.

This report shall not be reproduced except in full, without the written approval of UL Verification Services (Guangzhou) Co., Ltd, Song Shan Lake Branch.

TEST SETUP

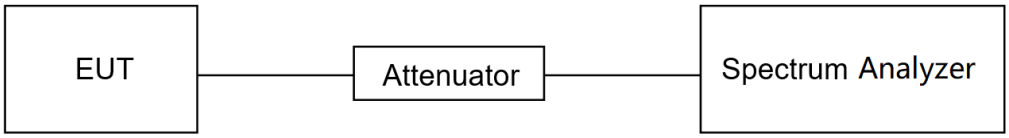

TEST ENVIRONMENT

Temperature	25.7℃	Relative Humidity	63.1%
Atmosphere Pressure	101kPa	Test Voltage	DC 12 V

TEST DATE / ENGINEER

Test Date	May 24, 2023	Test By	Johnson Liu

TEST RESULTS

Please refer to section "Test Data" - Appendix A&B

This report shall not be reproduced except in full, without the written approval of UL Verification Services (Guangzhou) Co., Ltd, Song Shan Lake Branch.

7.3. POWER SPECTRAL DENSITY

LIMITS

CFR 47 FCC Part15 (15.247) Subpart C ISED RSS-247 ISSUE 2			
Section	Test Item	Limit	Frequency Range (MHz)
CFR 47 FCC §15.247 (e) ISED RSS-247 5.2 (b)	Power Spectral Density	8 dBm in any 3 kHz band	2400-2483.5

TEST PROCEDURE

Refer to ANSI C63.10-2013 clause 11.10.5.

Connect the EUT to the spectrum analyser and use the following settings:

Center Frequency	The center frequency of the channel under test
Detector	power averaging (rms)
RBW	3 kHz ≤ RBW ≤ 100 kHz
VBW	≥3 × RBW
Span	1.5 x OBW bandwidth
Trace	Average
Sweep time	Auto couple

Allow trace to fully stabilize and use the peak marker function to determine the maximum amplitude level within the RBW.
If measured value exceeds limit, reduce RBW (no less than 3 kHz) and repeat.

TEST SETUP

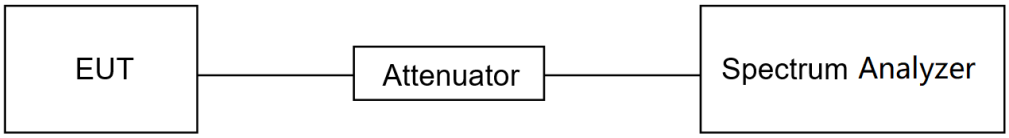

This report shall not be reproduced except in full, without the written approval of UL Verification Services (Guangzhou) Co., Ltd, Song Shan Lake Branch.

TEST ENVIRONMENT

Temperature	25.7℃	Relative Humidity	63.1%
Atmosphere Pressure	101kPa	Test Voltage	DC 12 V

TEST DATE / ENGINEER

Test Date	May 24, 2023	Test By	Johnson Liu

TEST RESULTS

Please refer to section "Test Data" - Appendix D

This report shall not be reproduced except in full, without the written approval of UL Verification Services (Guangzhou) Co., Ltd, Song Shan Lake Branch.

7.4. CONDUCTED BAND EDGE AND SPURIOUS EMISSION

LIMITS

CFR 47 FCC Part15 (15.247) Subpart C ISED RSS-247 ISSUE 2		
Section	Test Item	Limit
CFR 47 FCC §15.247 (d) ISED RSS-247 5.5	Conducted Bandedge and Spurious Emissions	at least 30 dB below that in the 100 kHz bandwidth within the band that contains the highest level of the desired power

TEST PROCEDURE

Refer to ANSI C63.10-2013 clause 11.11 and 11.13.

Connect the EUT to the spectrum analyser and use the following settings for reference level measurement:

Center Frequency	The center frequency of the channel under test
Detector	Peak
RBW	100 kHz
VBW	≥3 × RBW
Span	1.5 x DTS bandwidth
Trace	Max hold
Sweep time	Auto couple.

Allow trace to fully stabilize and use the peak marker function to determine the maximum PSD level.
Change the settings for emission level measurement:

Span	Set the center frequency and span to encompass frequency range to be measured
Detector	Peak
RBW	100 kHz
VBW	≥3 × RBW
measurement points	≥span/RBW
Trace	Max hold
Sweep time	Auto couple.

Allow trace to fully stabilize and use the peak marker function to determine the maximum PSD level. Ensure that the amplitude of all unwanted emissions outside of the authorized frequency band (excluding restricted frequency bands) is attenuated by at least the minimum requirements specified in 11.11.

This report shall not be reproduced except in full, without the written approval of UL Verification Services (Guangzhou) Co., Ltd, Song Shan Lake Branch.

TEST SETUP

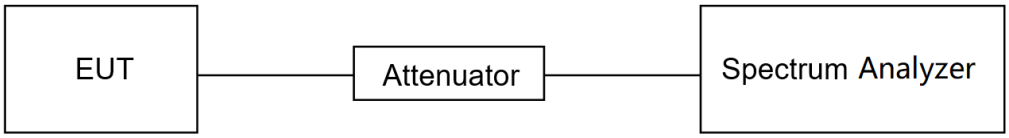

TEST ENVIRONMENT

Temperature	25.7℃	Relative Humidity	63.1%
Atmosphere Pressure	101kPa	Test Voltage	DC 12 V

TEST DATE / ENGINEER

Test Date	May 24, 2023	Test By	Johnson Liu

TEST RESULTS

Please refer to section "Test Data" - Appendix E&F

This report shall not be reproduced except in full, without the written approval of UL Verification Services (Guangzhou) Co., Ltd, Song Shan Lake Branch.

7.5. DUTY CYCLE

LIMITS

None; for reporting purposes only.

TEST PROCEDURE

Refer to ANSI C63.10-2013 clause 11.6 Zero – Span Spectrum Analyzer method.

TEST SETUP

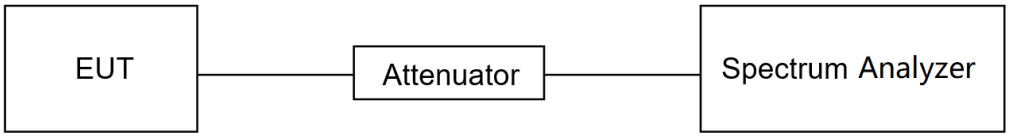

TEST ENVIRONMENT

Temperature	25.7℃	Relative Humidity	63.1%
Atmosphere Pressure	101kPa	Test Voltage	DC 12 V

TEST DATE / ENGINEER

Test Date	May 24, 2023	Test By	Johnson Liu

TEST RESULTS

Please refer to section "Test Data" - Appendix G

This report shall not be reproduced except in full, without the written approval of UL Verification Services (Guangzhou) Co., Ltd, Song Shan Lake Branch.

8. RADIATED TEST RESULTS

LIMITS

Please refer to CFR 47 FCC §15.205 and §15.209.

Please refer to ISED RSS-GEN Clause 8.9 and Clause 8.10.

Radiation Disturbance Test Limit for FCC (Class B) (9 kHz ~ 1 GHz)

Emissions radiated outside of the specified frequency bands above 30 MHz			
Frequency Range (MHz)	Field Strength Limit (uV/m) at 3 m	Field Strength Limit (dBuV/m) at 3 m	
		Quasi-Peak	
30 - 88	100	40	
88 - 216	150	43.5	
216 - 960	200	46	
Above 960	500	54	
Above 1000	500	Peak	Average
		74	54

FCC Emissions radiated outside of the specified frequency bands below 30 MHz		
Frequency (MHz)	Field strength (microvolts/meter)	Measurement distance (meters)
0.009-0.490	2400/F(kHz)	300
0.490-1.705	24000/F(kHz)	30
1.705-30.0	30	30

ISED General field strength limits at frequencies below 30 MHz

Table 6 – General field strength limits at frequencies below 30 MHz		
Frequency	**Magnetic field strength (H-Field) (µA/m)**	**Measurement distance (m)**
9 - 490 kHz[Note 1]	6.37/F (F in kHz)	300
490 - 1705 kHz	63.7/F (F in kHz)	30
1.705 - 30 MHz	0.08	30

Note 1: The emission limits for the ranges 9-90 kHz and 110-490 kHz are based on measurements employing a linear average detector.

This report shall not be reproduced except in full, without the written approval of UL Verification Services (Guangzhou) Co., Ltd, Song Shan Lake Branch.

ISED Restricted bands please refer to ISED RSS-GEN Clause 8.10

Table 7 – Restricted frequency bands[Note 1]		
MHz	MHz	GHz
0.090 - 0.110	149.9 - 150.05	9.0 - 9.2
0.495 - 0.505	156.52475 - 156.52525	9.3 - 9.5
2.1735 - 2.1905	156.7 - 156.9	10.6 - 12.7
3.020 - 3.026	162.0125 - 167.17	13.25 - 13.4
4.125 - 4.128	167.72 - 173.2	14.47 - 14.5
4.17725 - 4.17775	240 – 285	15.35 - 16.2
4.20725 - 4.20775	322 - 335.4	17.7 - 21.4
5.677 - 5.683	399.9 - 410	22.01 - 23.12
6.215 - 6.218	608 - 614	23.6 - 24.0
6.26775 - 6.26825	960 - 1427	31.2 - 31.8
6.31175 - 6.31225	1435 - 1626.5	36.43 - 36.5
8.291 - 8.294	1645.5 - 1646.5	Above 38.6
8.362 - 8.366	1660 - 1710	
8.37625 - 8.38675	1718.8 - 1722.2	
8.41425 - 8.41475	2200 - 2300	
12.29 - 12.293	2310 - 2390	
12.51975 - 12.52025	2483.5 - 2500	
12.57675 - 12.57725	2655 - 2900	
13.36 - 13.41	3260 – 3267	
16.42 - 16.423	3332 - 3339	
16.69475 - 16.69525	3345.8 - 3358	
16.80425 - 16.80475	3500 - 4400	
25.5 - 25.67	4500 - 5150	
37.5 - 38.25	5350 - 5460	
73 - 74.6	7250 - 7750	
74.8 - 75.2	8025 – 8500	
108 – 138		

Note 1: Certain frequency bands listed in table 7 and in bands above 38.6 GHz are designated for licence-exempt applications. These frequency bands and the requirements that apply to related devices are set out in the 200 and 300 series of RSSs.

FCC Restricted bands of operation refer to FCC §15.205 (a):

MHz	MHz	MHz	GHz
0.090-0.110	16.42-16.423	399.9-410	4.5-5.15
[1]0.495-0.505	16.69475-16.69525	608-614	5.35-5.46
2.1735-2.1905	16.80425-16.80475	960-1240	7.25-7.75
4.125-4.128	25.5-25.67	1300-1427	8.025-8.5
4.17725-4.17775	37.5-38.25	1435-1626.5	9.0-9.2
4.20725-4.20775	73-74.6	1645.5-1646.5	9.3-9.5
6.215-6.218	74.8-75.2	1660-1710	10.6-12.7
6.26775-6.26825	108-121.94	1718.8-1722.2	13.25-13.4
6.31175-6.31225	123-138	2200-2300	14.47-14.5
8.291-8.294	149.9-150.05	2310-2390	15.35-16.2
8.362-8.366	156.52475-156.52525	2483.5-2500	17.7-21.4
8.37625-8.38675	156.7-156.9	2690-2900	22.01-23.12
8.41425-8.41475	162.0125-167.17	3260-3267	23.6-24.0
12.29-12.293	167.72-173.2	3332-3339	31.2-31.8
12.51975-12.52025	240-285	3345.8-3358	36.43-36.5
12.57675-12.57725	322-335.4	3600-4400	([2])
13.36-13.41			

Note: [1]Until February 1, 1999, this restricted band shall be 0.490-0.510 MHz.
[2]Above 38.6c

This report shall not be reproduced except in full, without the written approval of UL Verification Services (Guangzhou) Co., Ltd, Song Shan Lake Branch.

TEST PROCEDURE

Below 30 MHz

The setting of the spectrum analyser

RBW	200 Hz (From 9 kHz to 0.15 MHz)/ 9 kHz (From 0.15 MHz to 30 MHz)
VBW	200 Hz (From 9 kHz to 0.15 MHz)/ 9 kHz (From 0.15 MHz to 30 MHz)
Sweep	Auto

1. The testing follows the guidelines in ANSI C63.10-2013 clause 6.4.

2. The EUT was arranged to its worst case and then turntable (from 0 degree to 360 degrees) to find the maximum reading. A pre-amp and a high pass filter are used for the test in order to get better signal level. Both Horizontal, Face-on and Face-off polarizations of the antenna are set to make the measurement.

3. The EUT was placed on a turntable with 80 cm above ground.

4. The EUT was set 3 meters from the interference receiving antenna, which was mounted on the top of a 1 m height antenna tower.

5. The radiated emission limits are based on measurements employing a CISPR quasi-peak detector except for the frequency bands 9-90 kHz, 110-490 kHz and above 1000 MHz Radiated emission limits in these three bands are based on measurements employing an average detector.

6. For measurement below 1 GHz, the initial step in collecting conducted emission data is a spectrum analyzer peak detector mode pre-scanning the measurement frequency range. Significant peaks are then marked and then Quasi Peak and average detector mode re-measured. If the emission level of the EUT measured by the peak detector is 3 dB lower than the applicable limit, the peak emission level will be reported. Otherwise, the emission measurement will be repeated using the quasi-peak and average detector and reported.

7. Although these tests were performed other than open field site, adequate comparison measurements were confirmed against 30m open field site. Therefore sufficient tests were made to demonstrate that the alternative site produces results that correlate with the ones of tests made in an open field site based on KDB 414788.

8. The limits in CFR 47, Part 15, Subpart C, paragraph 15.209 (a), are identical to those in RSS-GEN Section 8.9, Table 6, since the measurements are performed in terms of magnetic field strength and converted to electric field strength levels (as reported in the table) using the free space impedance of 377Ω. For example, the measurement frequency X KHz resulted in a level of Y dBuV/m, which is equivalent to Y-51.5 = Z dBuA/m, which has the same margin, W dB, to the corresponding RSS-GEN Table 6 limit as it has to be 15.209(a) limit.

Below 1 GHz and above 30 MHz

The setting of the spectrum analyser

RBW	120 kHz
VBW	300 kHz
Sweep	Auto

This report shall not be reproduced except in full, without the written approval of UL Verification Services (Guangzhou) Co., Ltd, Song Shan Lake Branch.

Detector	Peak/QP
Trace	Max hold

1. The testing follows the guidelines in ANSI C63.10-2013 clause 6.5.

2. The EUT was arranged to its worst case and then tune the antenna tower (from 1 m to 4 m) and turntable (from 0 degree to 360 degrees) to find the maximum reading. A pre-amp and a high pass filter are used for the test in order to get better signal level. Both horizontal and vertical polarizations of the antenna are set to make the measurement.

3. The EUT was placed on a turntable with 80 cm above ground.

4. The EUT was set 3 meters from the interference receiving antenna, which was mounted on the top of a variable height antenna tower.

5. For measurement below 1 GHz, the initial step in collecting conducted emission data is a spectrum analyzer peak detector mode pre-scanning the measurement frequency range. Significant peaks are then marked and then Quasi Peak detector mode re-measured. If the emission level of the EUT measured by the peak detector is 3 dB lower than the applicable limit, the peak emission level will be reported. Otherwise, the emission measurement will be repeated using the quasi-peak detector and reported.

Above 1G

The setting of the spectrum analyser

RBW	1 MHz
VBW	PEAK: 3 MHz AVG: see note 6
Sweep	Auto
Detector	Peak
Trace	Max hold

1. The testing follows the guidelines in ANSI C63.10-2013 clause 6.6.

2. The EUT was arranged to its worst case and then tune the antenna tower (from 1 m to 4 m) and turntable (from 0 degree to 360 degrees) to find the maximum reading. A pre-amp and a high pass filter are used for the test in order to get better signal level. Both horizontal and vertical polarizations of the antenna are set to make the measurement.

3. The EUT was placed on a turntable with 1.5 m above ground.

4. The EUT was set 3 meters from the interference receiving antenna, which was mounted on the top of a variable height antenna tower.

5. For measurement above 1 GHz, the emission measurement will be measured by the peak detector. This peak level, once corrected, must comply with the limit specified in Section 15.209.

6. For measurements above 1 GHz the resolution bandwidth is set to 1 MHz, then the video bandwidth is set to 3 MHz for peak measurements and 1 MHz resolution bandwidth with 1/T video bandwidth with peak detector for average measurements. For the Duty Cycle please refer to clause 7.5.ON TIME AND DUTY CYCLE.

This report shall not be reproduced except in full, without the written approval of UL Verification Services (Guangzhou) Co., Ltd, Song Shan Lake Branch.

X axis, Y axis, Z axis positions:

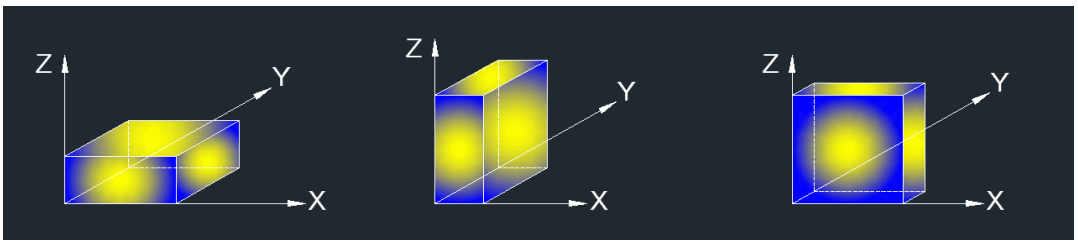

Note 1: For all radiated test, EUT in each of three orthogonal axis emissions had been tested, but only the worst case (X axis) data recorded in the report.

Note 2: The EUT was fully exercised with external accessories during the test. In the case of multiple accessory external ports, an external accessory shall be connected to one of each type of port.

For Band edge:
Note:
1. Measurement = Reading Level + Correct Factor.
2. If the peak values are less than the average limit of 54 dBuV/m, the average result is deemed to comply with average limit.
3. Peak: Peak detector.
4. AVG: VBW=1/Ton, where: Ton is the transmitting duration.
5. For the transmitting duration, please refer to clause 7.5.
6. Only the worst data was recorded, if it complies with the limit, the other emissions deemed to comply with the limit.
7. Horizontal and Vertical have been tested, only the worst data was recorded in the report.
8. All modes, channels and antennas have been tested, only the worst data was recorded in the report.

For Radiate Spurious emission 1GHz-3GHz:
Note:
1. Measurement = Reading Level + Correct Factor.
2. If the Peak values are less than the Average limit of 54 dBuV/m, the Average result is deemed to comply with Average limit.
3. Peak: Peak detector.
4. AVG: VBW=1/Ton, where: Ton is the transmitting duration.
5. For the transmitting duration, please refer to clause 7.5.
6. Filter losses were only considered in the spurious frequency bands and the authorized band was not corrected for Band reject filter losses.
7. Proper operation of the transmitter prior to adding the filter to the measurement chain.
8. All modes, channels and antennas have been tested, only the worst data was recorded in the report.

This report shall not be reproduced except in full, without the written approval of UL Verification Services (Guangzhou) Co., Ltd, Song Shan Lake Branch.

For Radiate Spurious emission 3GHz-18GHz:
Note:
1. Peak Result = Reading Level + Correct Factor.
2. If the Peak values are less than the Average limit of 54 dBuV/m, the Average result is deemed to comply with Average limit.
3. Peak: Peak detector.
4. AVG: VBW=1/Ton, where: Ton is the transmitting duration.
5. For the transmitting duration, please refer to clause 7.5.
6. Filter losses were only considered in the spurious frequency bands and the authorized band was not corrected for High Pass Filter losses.
7. Proper operation of the transmitter prior to adding the filter to the measurement chain.
8. All modes, channels and antennas have been tested, only the worst data was recorded in the report.
9. *-indicates frequency is out of the restricted bands and the limit is referring to 15.247 (d) and RSS-247 clause 5.5. We had already performed the conducted non-restricted bands test, please refer to clause 7.4.

For Radiate Spurious emission 9kHz-30MHz:
Note:
1.Measurement = Reading Level + Correct Factor.
(dBuA/m= dBuV/m- 20Log10[120π] = dBuV/m- 51.5).
2. If the Peak values are less than the QP limit, the QP result is deemed to comply with QP limit.
3. All 3 polarizations (Horizontal, Face-on and Face-off) of the loop antenna had been tested, but only the worst data recorded in the report.
4. All modes, channels and antennas have been tested, only the worst data was recorded in the report.

For Radiate Spurious emission 18GHz-26GHz:
Note:
1. Measurement = Reading Level + Correct Factor.
2. If the Peak values are less than the Average limit of 54 dBuV/m, the Average result is deemed to comply with Average limit.
3. Peak: Peak detector.
4. All modes, channels and antennas have been tested, only the worst data was recorded in the report.

For Radiate Spurious emission 30MHz-1GHz:
Note:
1. Result Level = Read Level + Correct Factor.
2. If the Peak values are less than the QP limit, the QP result is deemed to comply with QP limit.
3. Test setup: RBW: 120 kHz, VBW: 300 kHz, Sweep time: auto.
4. All modes, channels and antennas have been tested, only the worst data was recorded in the report.

This report shall not be reproduced except in full, without the written approval of UL Verification Services (Guangzhou) Co., Ltd, Song Shan Lake Branch.

TEST SETUP

Below 30 MHz

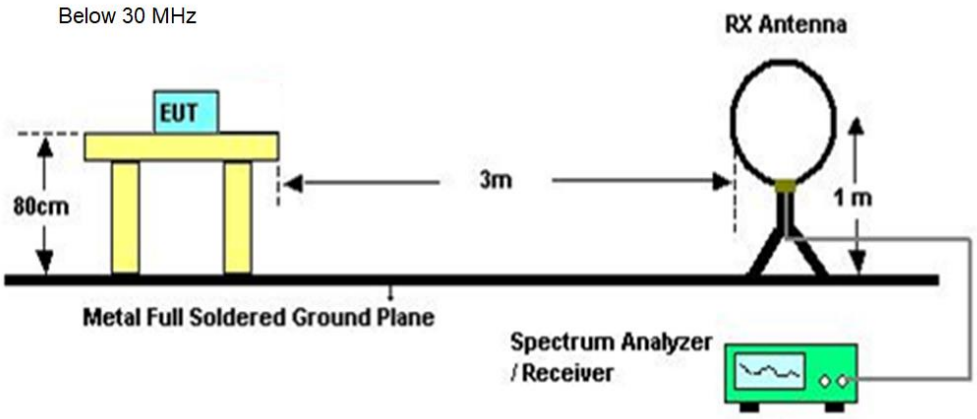

Below 1 GHz and above 30 MHz

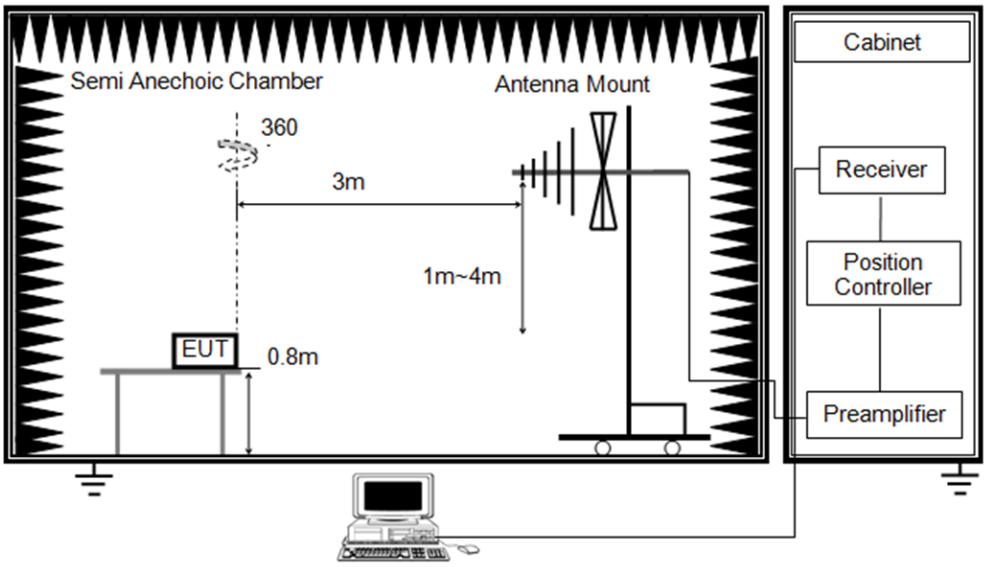

Above 1 GHz

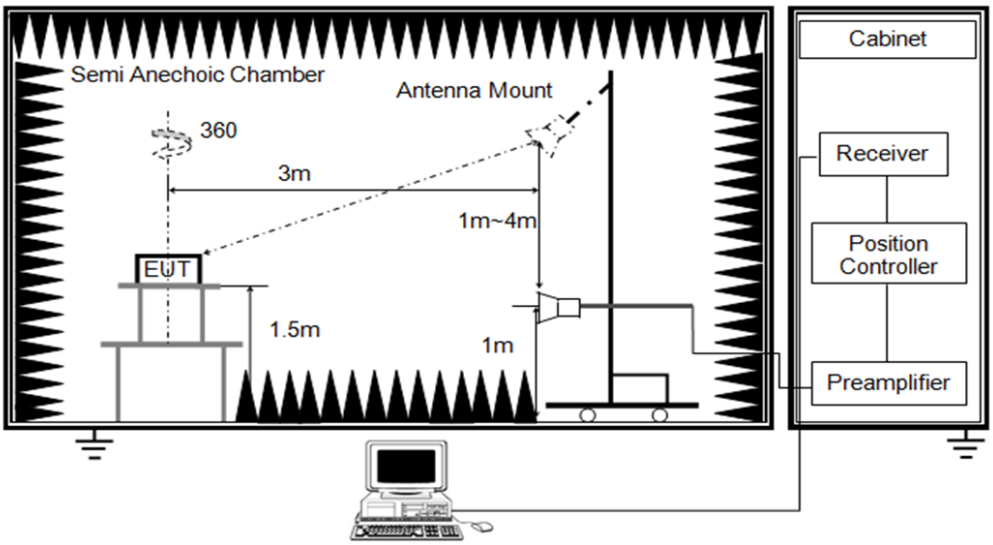

This report shall not be reproduced except in full, without the written approval of UL Verification Services (Guangzhou) Co., Ltd, Song Shan Lake Branch.

TEST ENVIRONMENT

Temperature	24.8℃	Relative Humidity	62%
Atmosphere Pressure	101kPa	Test Voltage	DC 12 V

TEST DATE / ENGINEER

Test Date	June 16, 2023	Test By	Rex Huang

TEST RESULTS

This report shall not be reproduced except in full, without the written approval of UL Verification Services (Guangzhou) Co., Ltd, Song Shan Lake Branch.

8.1. RESTRICTED BANDEDGE

Test Mode:	802.11b PK	Channel:	2412
Polarity:	Horizontal	Test Voltage:	DC 12 V

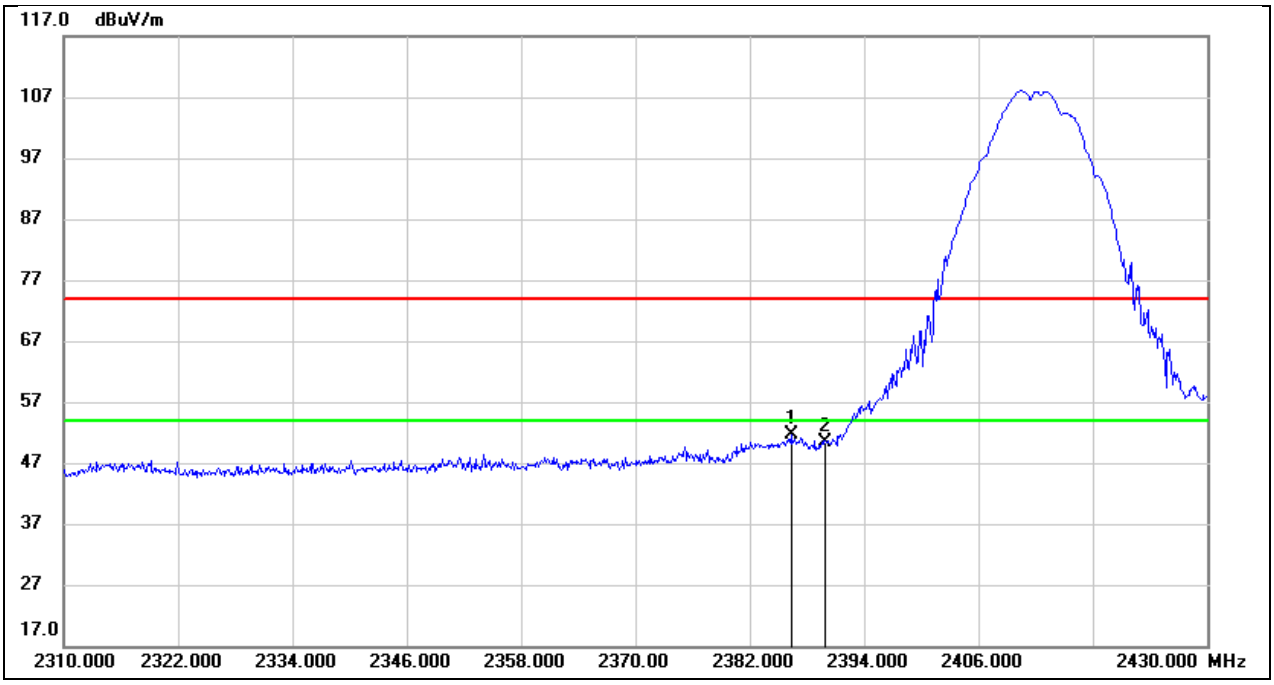

No.	Frequency (MHz)	Reading (dBuV)	Correct (dB/m)	Result (dBuV/m)	Limit (dBuV/m)	Margin (dB)	Remark
1	2386.320	19.42	32.14	51.56	74.00	-22.44	peak
2	2390.000	18.15	32.16	50.31	74.00	-23.69	peak

This report shall not be reproduced except in full, without the written approval of UL Verification Services (Guangzhou) Co., Ltd, Song Shan Lake Branch.

Test Mode:	802.11b PK	Channel:	2412
Polarity:	Vertical	Test Voltage:	DC 12 V

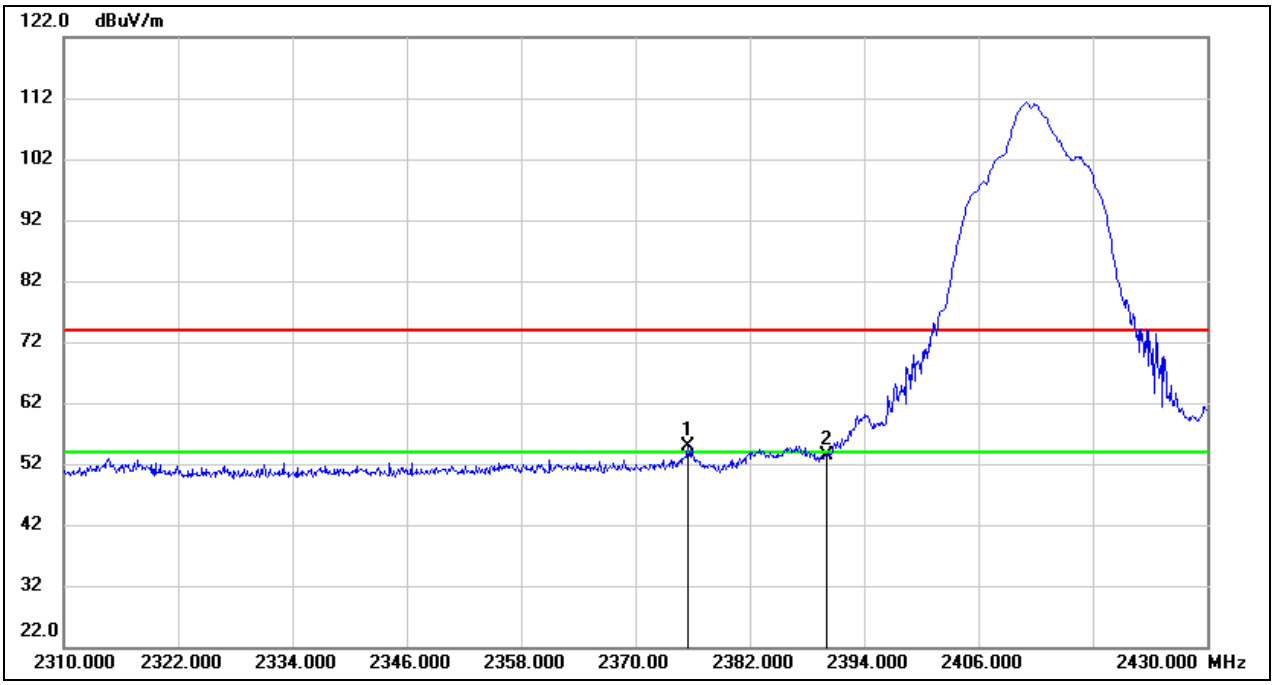

No.	Frequency (MHz)	Reading (dBuV)	Correct (dB/m)	Result (dBuV/m)	Limit (dBuV/m)	Margin (dB)	Remark
1	2375.520	22.66	32.12	54.78	74.00	-19.22	peak
2	2390.000	21.20	32.16	53.36	74.00	-20.64	peak

This report shall not be reproduced except in full, without the written approval of UL Verification Services (Guangzhou) Co., Ltd, Song Shan Lake Branch.

Test Mode:	802.11b AV	Channel:	2412
Polarity:	Vertical	Test Voltage:	DC 12 V

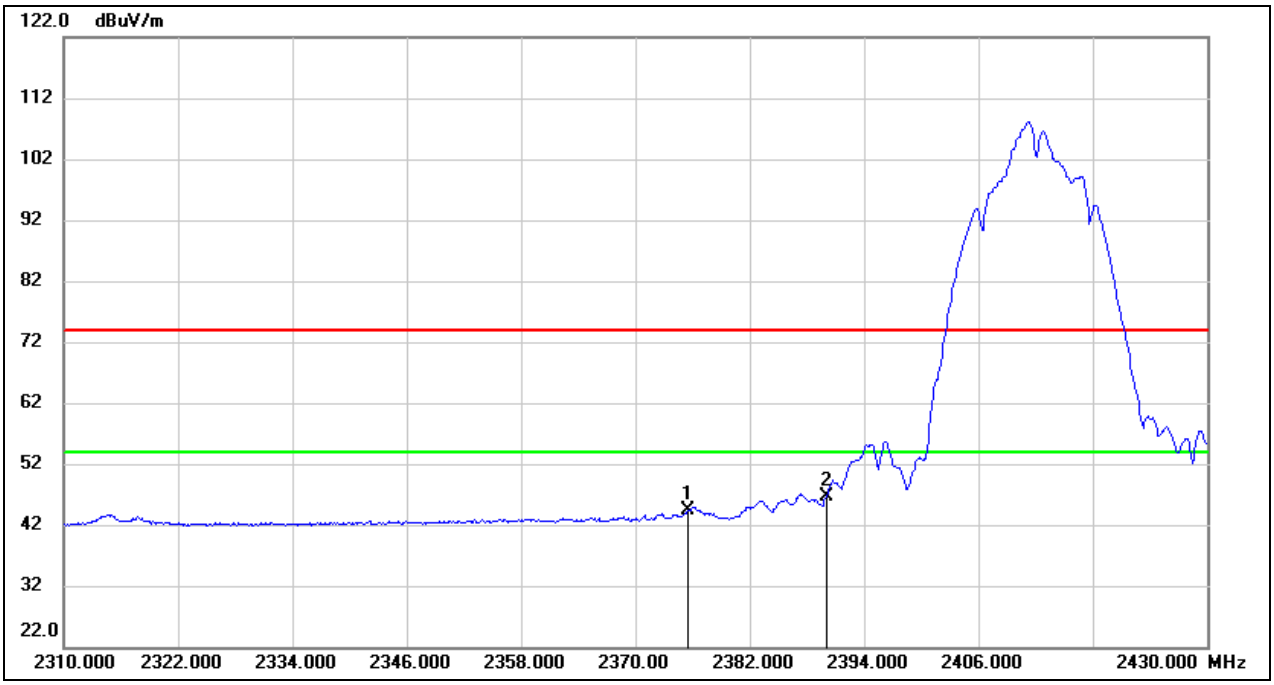

No.	Frequency (MHz)	Reading (dBuV)	Correct (dB/m)	Result (dBuV/m)	Limit (dBuV/m)	Margin (dB)	Remark
1	2375.520	12.15	32.12	44.27	54.00	-9.73	AVG
2	2390.000	14.48	32.16	46.64	54.00	-7.36	AVG

This report shall not be reproduced except in full, without the written approval of UL Verification Services (Guangzhou) Co., Ltd, Song Shan Lake Branch.

Test Mode:	802.11b PK	Channel:	2462
Polarity:	Vertical	Test Voltage:	DC 12 V

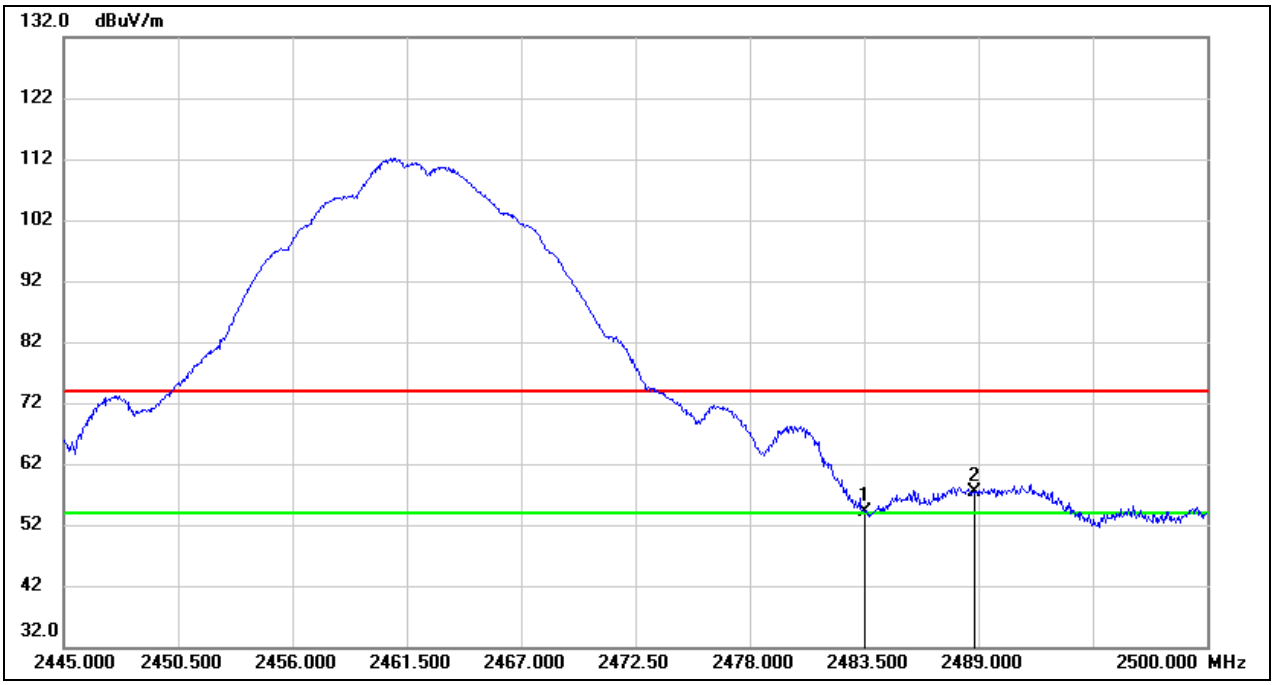

No.	Frequency (MHz)	Reading (dBuV)	Correct (dB/m)	Result (dBuV/m)	Limit (dBuV/m)	Margin (dB)	Remark
1	2483.500	21.65	32.44	54.09	74.00	-19.91	peak
2	2488.780	24.86	32.46	57.32	74.00	-16.68	peak

This report shall not be reproduced except in full, without the written approval of UL Verification Services (Guangzhou) Co., Ltd, Song Shan Lake Branch.

Test Mode:	802.11b AV	Channel:	2462
Polarity:	Vertical	Test Voltage:	DC 12 V

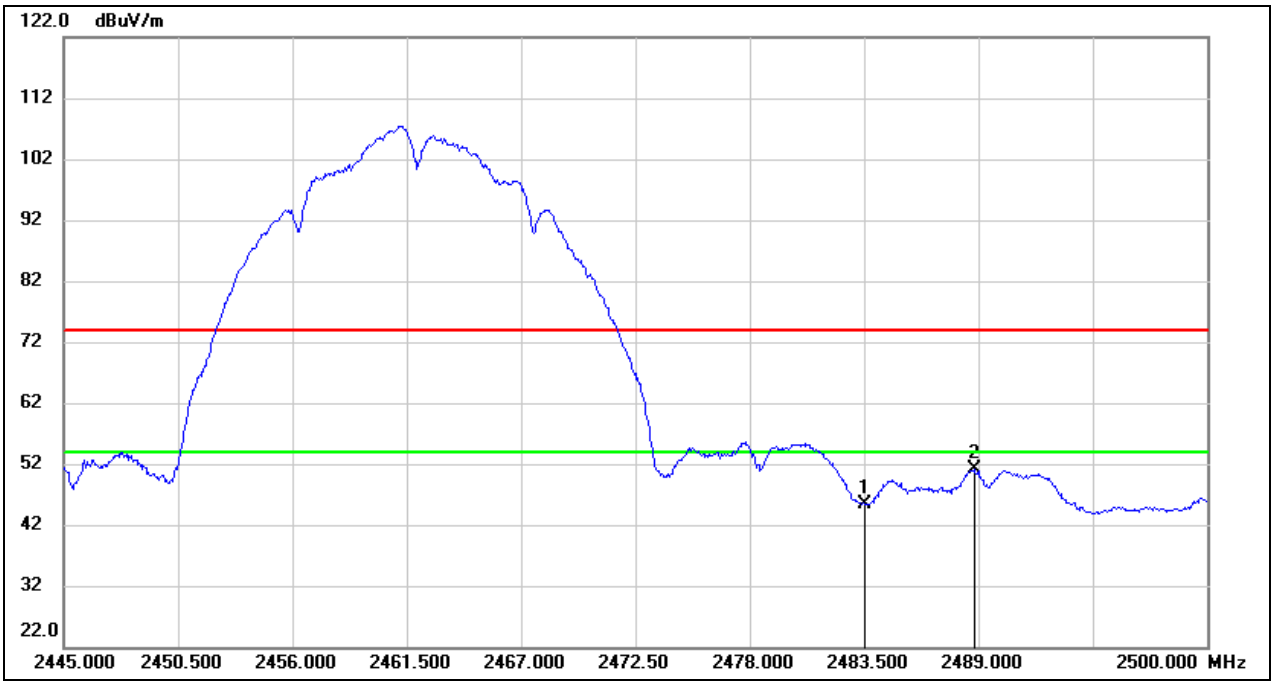

No.	Frequency (MHz)	Reading (dBuV)	Correct (dB/m)	Result (dBuV/m)	Limit (dBuV/m)	Margin (dB)	Remark
1	2483.500	12.87	32.44	45.31	54.00	-8.69	AVG
2	2488.780	18.55	32.46	51.01	54.00	-2.99	AVG

This report shall not be reproduced except in full, without the written approval of UL Verification Services (Guangzhou) Co., Ltd, Song Shan Lake Branch.

Test Mode:	802.11g PK	Channel:	2412
Polarity:	Vertical	Test Voltage:	DC 12 V

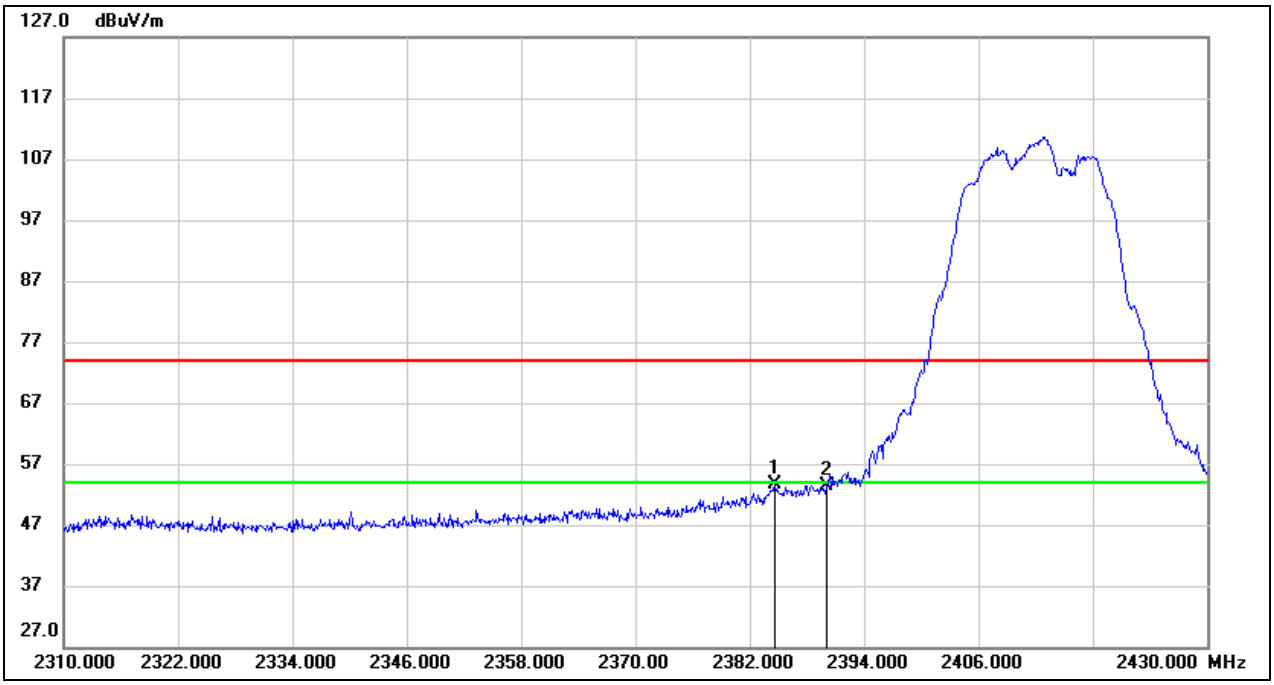

No.	Frequency (MHz)	Reading (dBuV)	Correct (dB/m)	Result (dBuV/m)	Limit (dBuV/m)	Margin (dB)	Remark
1	2384.640	21.54	32.14	53.68	74.00	-20.32	peak
2	2390.000	21.12	32.16	53.28	74.00	-20.72	peak

This report shall not be reproduced except in full, without the written approval of UL Verification Services (Guangzhou) Co., Ltd, Song Shan Lake Branch.

Test Mode:	802.11g AV	Channel:	2412
Polarity:	Vertical	Test Voltage:	DC 12 V

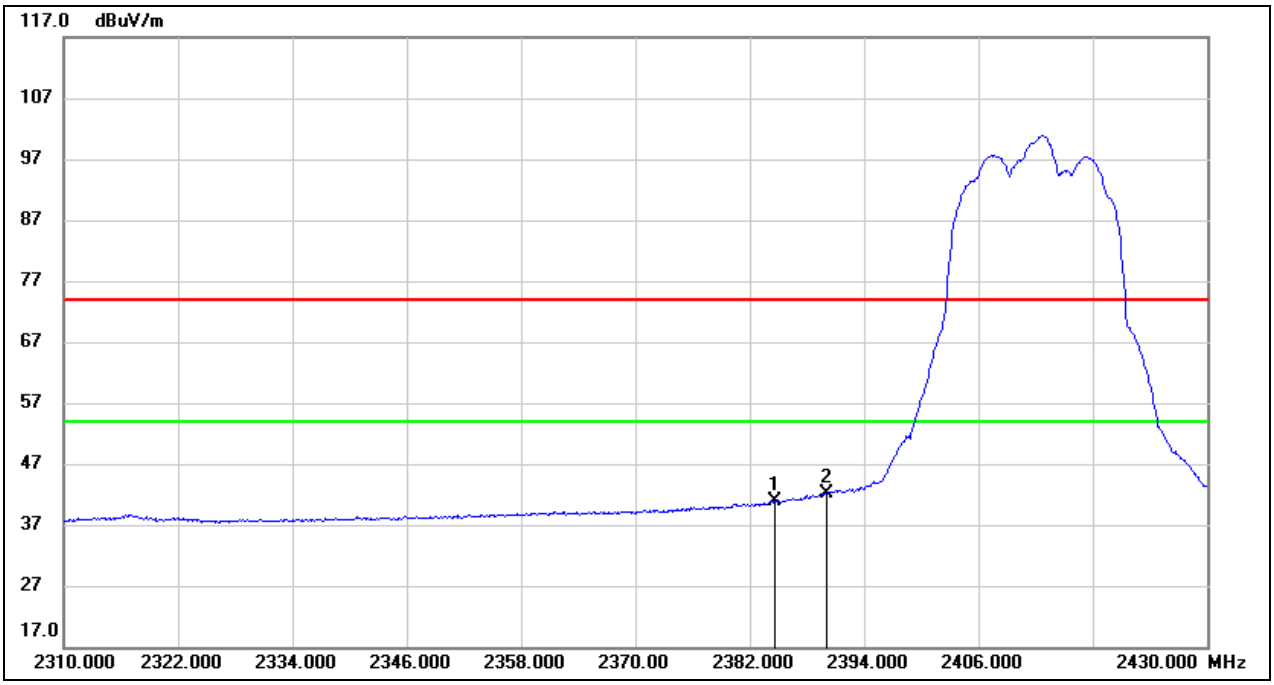

No.	Frequency (MHz)	Reading (dBuV)	Correct (dB/m)	Result (dBuV/m)	Limit (dBuV/m)	Margin (dB)	Remark
1	2384.640	8.79	32.14	40.93	54.00	-13.07	AVG
2	2390.000	10.02	32.16	42.18	54.00	-11.82	AVG

This report shall not be reproduced except in full, without the written approval of UL Verification Services (Guangzhou) Co., Ltd, Song Shan Lake Branch.

Test Mode:	802.11g PK	Channel:	2417
Polarity:	Vertical	Test Voltage:	DC 12 V

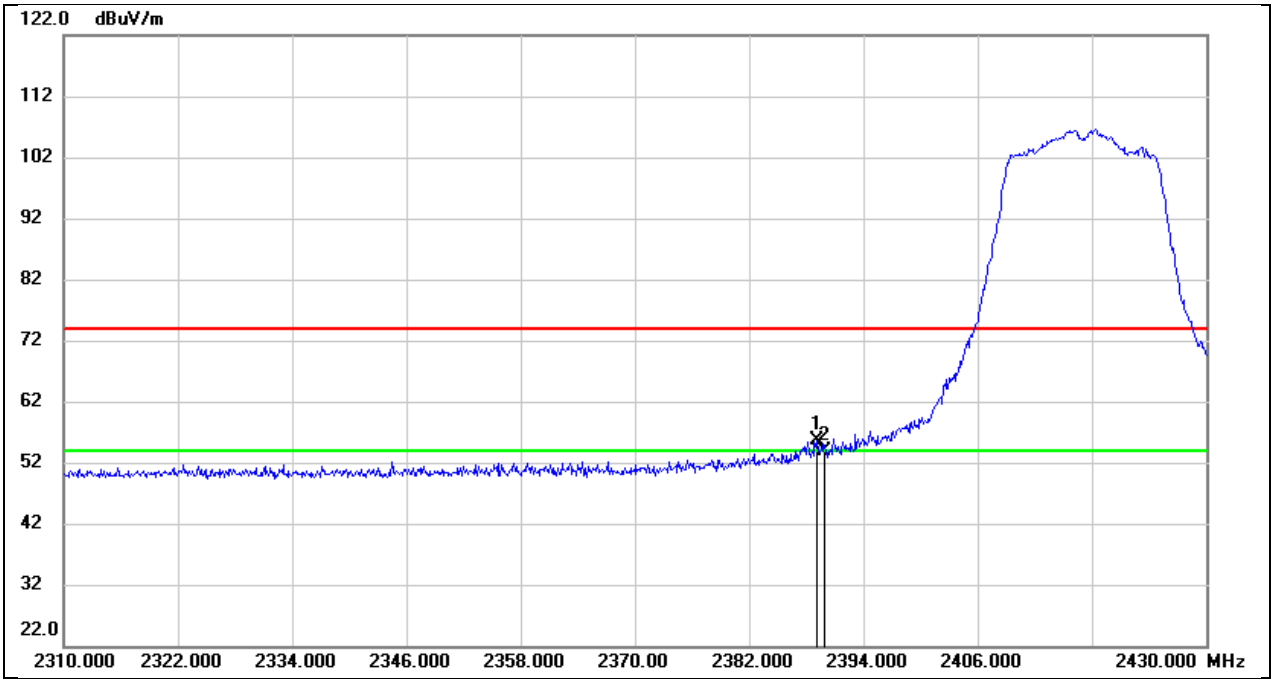

No.	Frequency (MHz)	Reading (dBuV)	Correct (dB/m)	Result (dBuV/m)	Limit (dBuV/m)	Margin (dB)	Remark
1	2389.080	23.43	32.16	55.59	74.00	-18.41	peak
2	2390.000	21.61	32.16	53.77	74.00	-20.23	peak

This report shall not be reproduced except in full, without the written approval of UL Verification Services (Guangzhou) Co., Ltd, Song Shan Lake Branch.

Test Mode:	802.11g AV	Channel:	2417
Polarity:	Vertical	Test Voltage:	DC 12 V

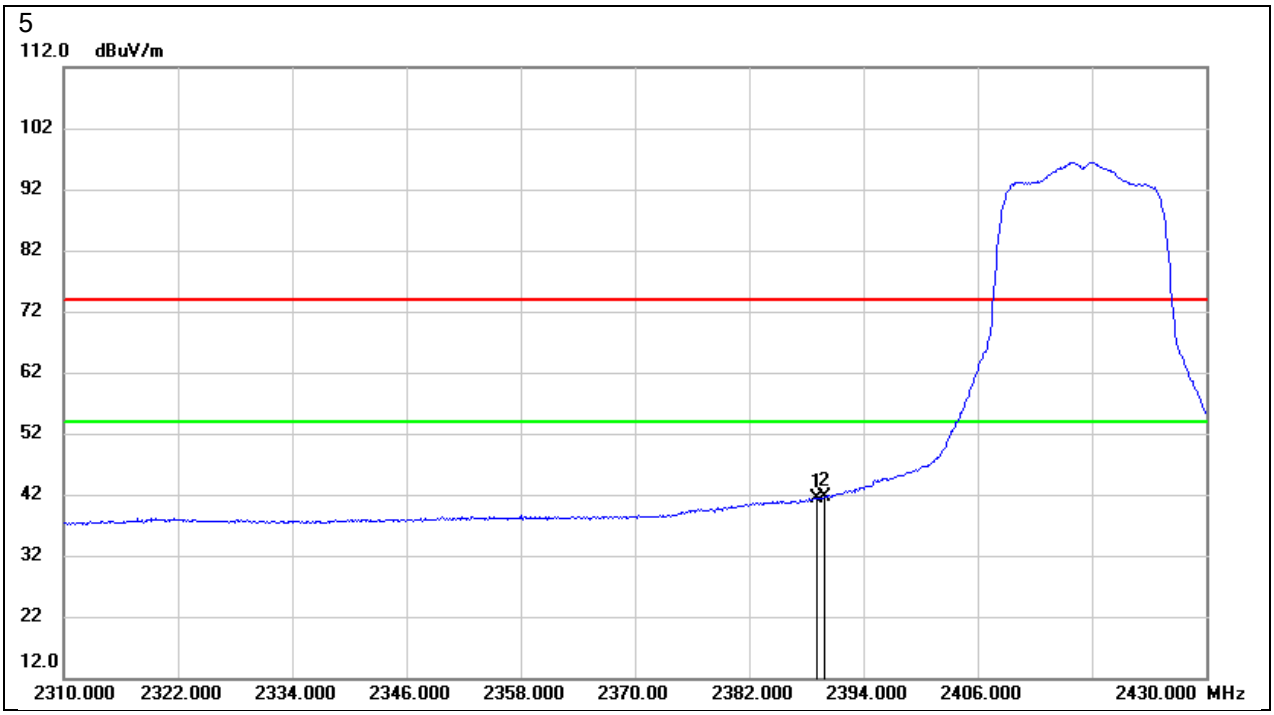

No.	Frequency (MHz)	Reading (dBuV)	Correct (dB/m)	Result (dBuV/m)	Limit (dBuV/m)	Margin (dB)	Remark
1	2389.080	9.10	32.16	41.26	54.00	-12.74	AVG
2	2390.000	9.42	32.16	41.58	54.00	-12.42	AVG

This report shall not be reproduced except in full, without the written approval of UL Verification Services (Guangzhou) Co., Ltd, Song Shan Lake Branch.

Test Mode:	802.11g PK	Frequency(MHz):	2437
Polarity:	Vertical	Test Voltage:	DC 12 V

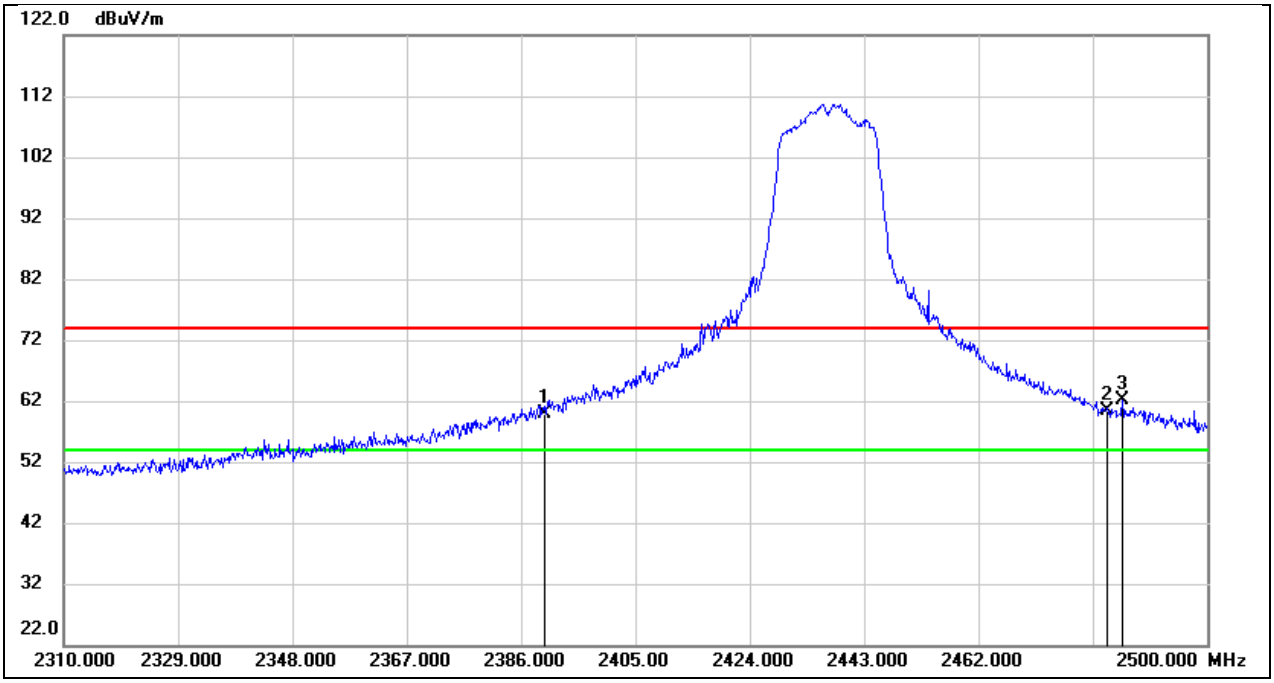

No.	Frequency (MHz)	Reading (dBuV)	Correct (dB/m)	Result (dBuV/m)	Limit (dBuV/m)	Margin (dB)	Remark
1	2390.000	27.70	32.16	59.86	74.00	-14.14	peak
2	2483.500	27.94	32.44	60.38	74.00	-13.62	peak
3	2485.940	29.66	32.44	62.10	74.00	-11.90	peak

This report shall not be reproduced except in full, without the written approval of UL Verification Services (Guangzhou) Co., Ltd, Song Shan Lake Branch.

Test Mode:	802.11g AV	Frequency(MHz):	2437
Polarity:	Vertical	Test Voltage:	DC 12 V

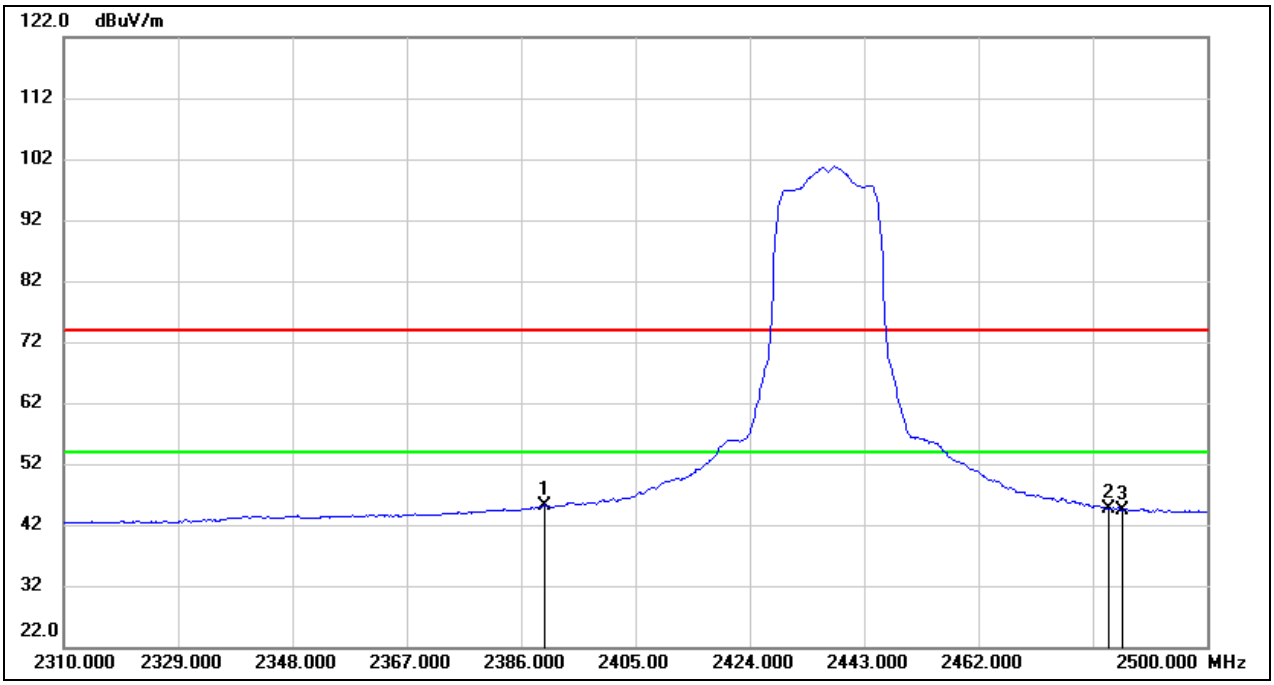

No.	Frequency (MHz)	Reading (dBuV)	Correct (dB/m)	Result (dBuV/m)	Limit (dBuV/m)	Margin (dB)	Remark
1	2390.000	12.97	32.16	45.13	54.00	-8.87	AVG
2	2483.500	12.20	32.44	44.64	54.00	-9.36	AVG
3	2485.940	12.04	32.44	44.48	54.00	-9.52	AVG

This report shall not be reproduced except in full, without the written approval of UL Verification Services (Guangzhou) Co., Ltd, Song Shan Lake Branch.

Test Mode:	802.11g PK	Channel:	2457
Polarity:	Vertical	Test Voltage:	DC 12 V

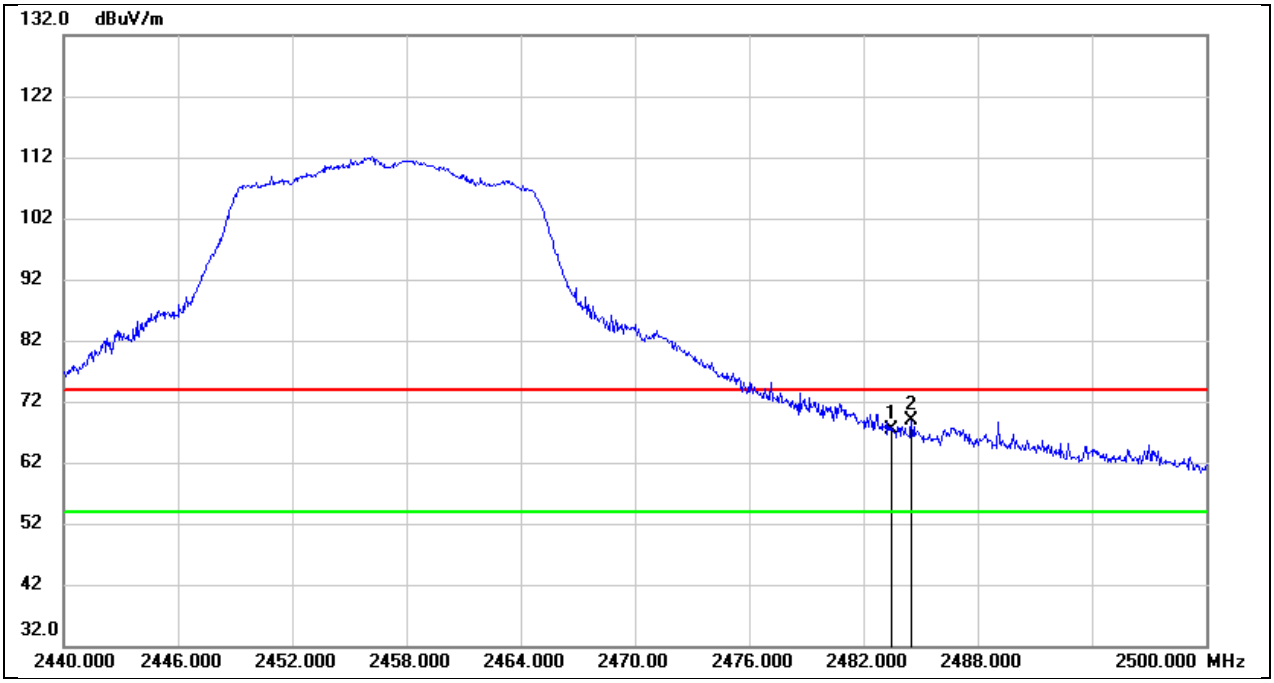

No.	Frequency (MHz)	Reading (dBuV)	Correct (dB/m)	Result (dBuV/m)	Limit (dBuV/m)	Margin (dB)	Remark
1	2483.500	34.83	32.44	67.27	74.00	-6.73	peak
2	2484.520	36.53	32.44	68.97	74.00	-5.03	peak

This report shall not be reproduced except in full, without the written approval of UL Verification Services (Guangzhou) Co., Ltd, Song Shan Lake Branch.

Test Mode:	802.11g AV	Channel:	2457
Polarity:	Vertical	Test Voltage:	DC 12 V

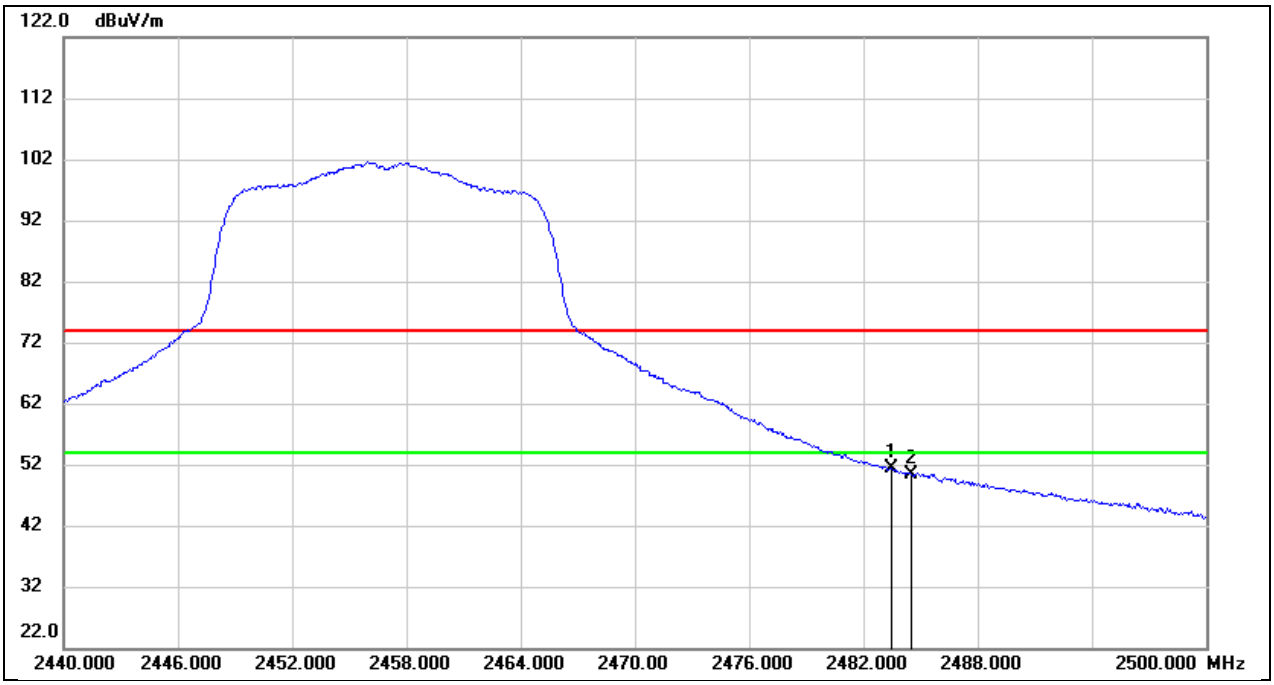

No.	Frequency (MHz)	Reading (dBuV)	Correct (dB/m)	Result (dBuV/m)	Limit (dBuV/m)	Margin (dB)	Remark
1	2483.500	18.90	32.44	51.34	54.00	-2.66	AVG
2	2484.520	17.83	32.44	50.27	54.00	-3.73	AVG

This report shall not be reproduced except in full, without the written approval of UL Verification Services (Guangzhou) Co., Ltd, Song Shan Lake Branch.

Test Mode:	802.11g PK	Channel:	2462
Polarity:	Vertical	Test Voltage:	DC 12 V

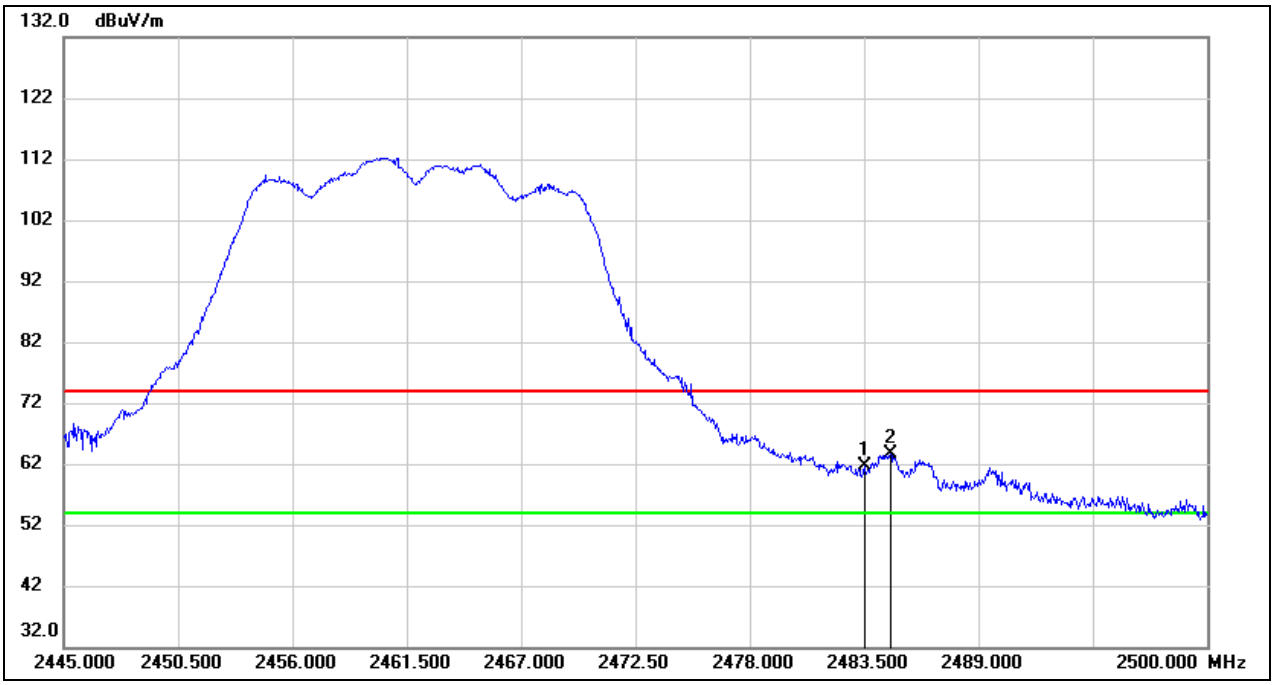

No.	Frequency (MHz)	Reading (dBuV)	Correct (dB/m)	Result (dBuV/m)	Limit (dBuV/m)	Margin (dB)	Remark
1	2483.500	29.25	32.44	61.69	74.00	-12.31	peak
2	2484.765	31.08	32.44	63.52	74.00	-10.48	peak

This report shall not be reproduced except in full, without the written approval of UL Verification Services (Guangzhou) Co., Ltd, Song Shan Lake Branch.

Test Mode:	802.11g AV	Channel:	2462
Polarity:	Vertical	Test Voltage:	DC 12 V

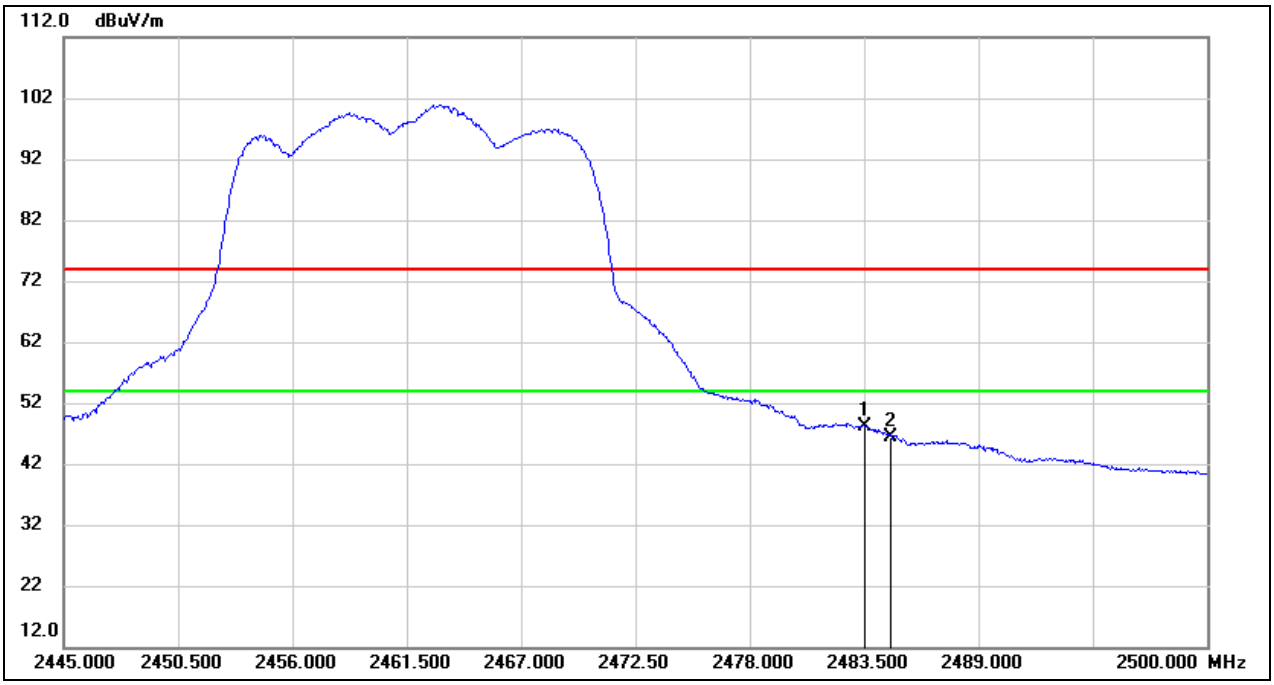

No.	Frequency (MHz)	Reading (dBuV)	Correct (dB/m)	Result (dBuV/m)	Limit (dBuV/m)	Margin (dB)	Remark
1	2483.500	15.64	32.44	48.08	54.00	-5.92	AVG
2	2484.765	13.97	32.44	46.41	54.00	-7.59	AVG

This report shall not be reproduced except in full, without the written approval of UL Verification Services (Guangzhou) Co., Ltd, Song Shan Lake Branch.

Test Mode:	802.11n HT20 PK	Frequency(MHz):	2412
Polarity:	Vertical	Test Voltage:	DC 12 V

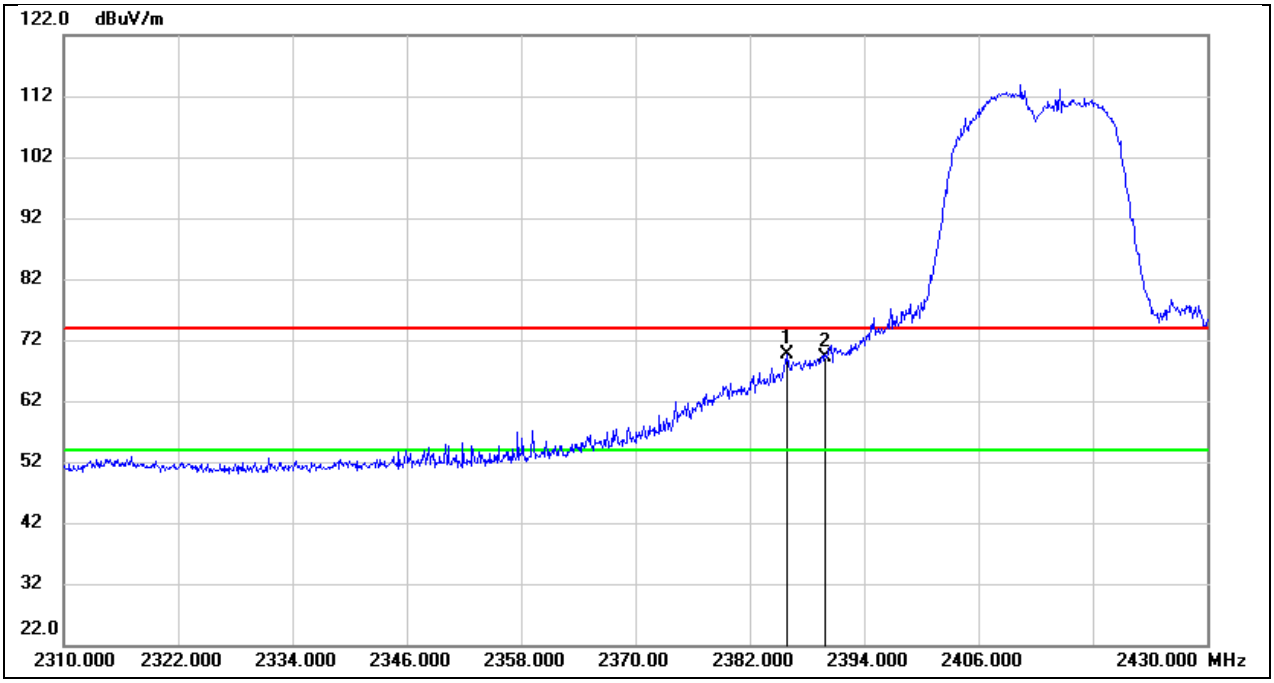

No.	Frequency (MHz)	Reading (dBuV)	Correct (dB/m)	Result (dBuV/m)	Limit (dBuV/m)	Margin (dB)	Remark
1	2385.960	37.50	32.14	69.64	74.00	-4.36	peak
2	2390.000	37.03	32.16	69.19	74.00	-4.81	peak

This report shall not be reproduced except in full, without the written approval of UL Verification Services (Guangzhou) Co., Ltd, Song Shan Lake Branch.

Test Mode:	802.11n HT20 AV	Frequency(MHz):	2412
Polarity:	Vertical	Test Voltage:	DC 12 V

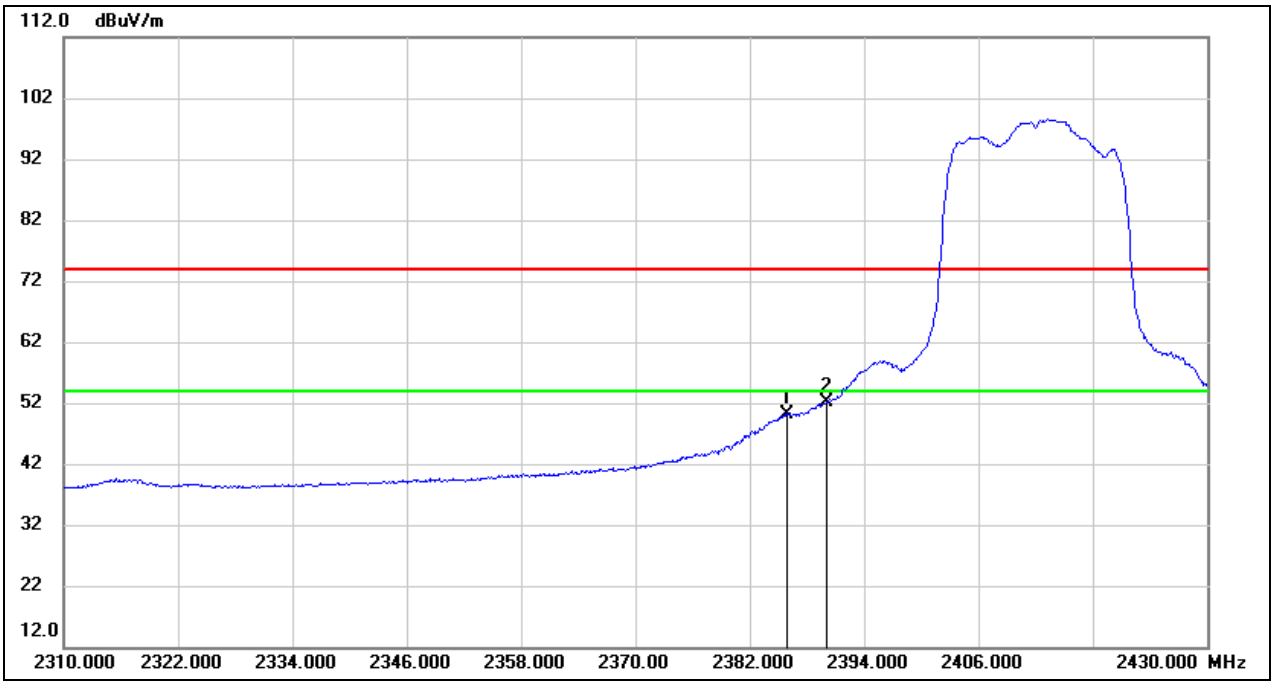

No.	Frequency (MHz)	Reading (dBuV)	Correct (dB/m)	Result (dBuV/m)	Limit (dBuV/m)	Margin (dB)	Remark
1	2385.960	18.01	32.14	50.15	54.00	-3.85	AVG
2	2390.000	19.92	32.16	52.08	54.00	-1.92	AVG

This report shall not be reproduced except in full, without the written approval of UL Verification Services (Guangzhou) Co., Ltd, Song Shan Lake Branch.

Test Mode:	802.11n HT20 PK	Frequency(MHz):	2417
Polarity:	Vertical	Test Voltage:	DC 12 V

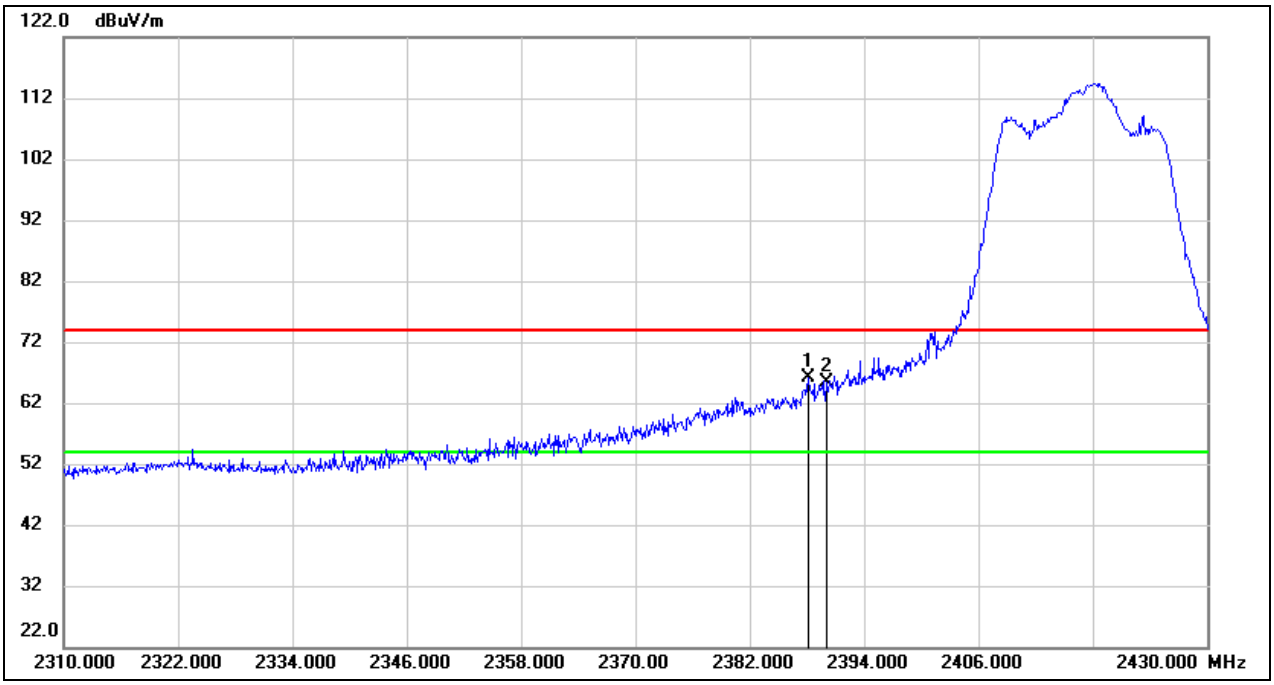

No.	Frequency (MHz)	Reading (dBuV)	Correct (dB/m)	Result (dBuV/m)	Limit (dBuV/m)	Margin (dB)	Remark
1	2388.120	34.06	32.16	66.22	74.00	-7.78	peak
2	2390.000	33.32	32.16	65.48	74.00	-8.52	peak

This report shall not be reproduced except in full, without the written approval of UL Verification Services (Guangzhou) Co., Ltd, Song Shan Lake Branch.

Test Mode:	802.11n HT20 AV	Frequency(MHz):	2417
Polarity:	Vertical	Test Voltage:	DC 12 V

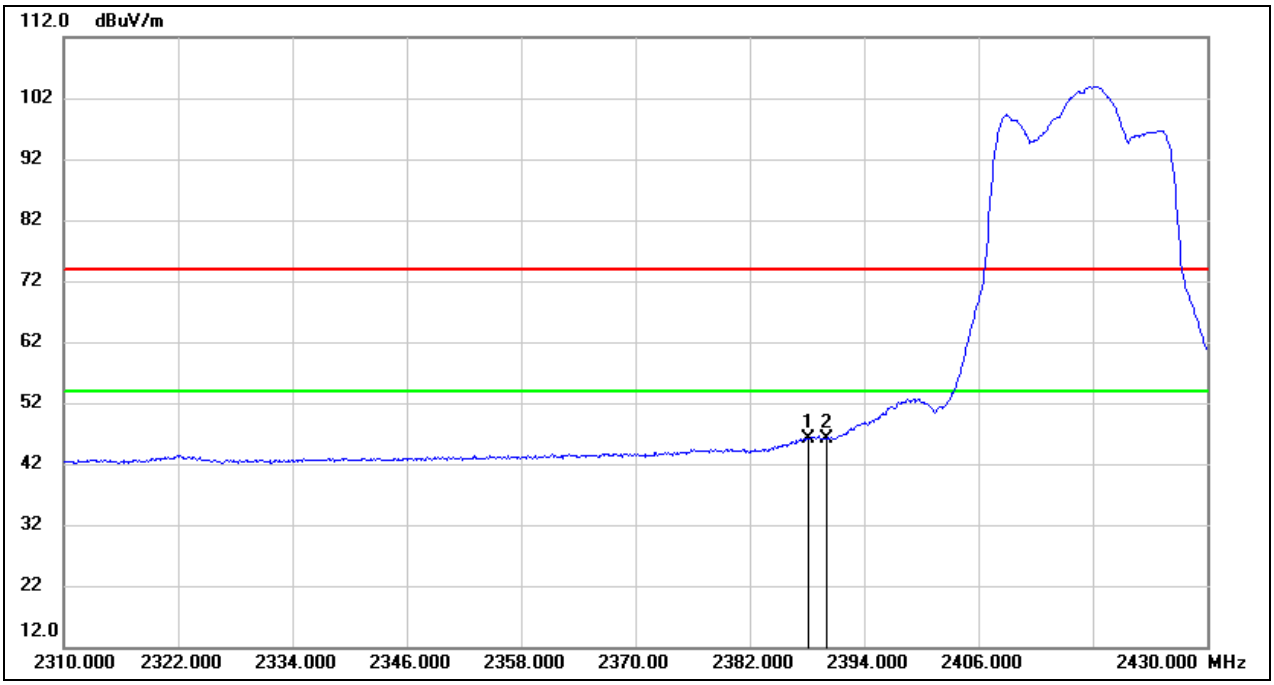

No.	Frequency (MHz)	Reading (dBuV)	Correct (dB/m)	Result (dBuV/m)	Limit (dBuV/m)	Margin (dB)	Remark
1	2388.120	14.04	32.16	46.20	54.00	-7.80	AVG
2	2390.000	14.06	32.16	46.22	54.00	-7.78	AVG

This report shall not be reproduced except in full, without the written approval of UL Verification Services (Guangzhou) Co., Ltd, Song Shan Lake Branch.

Test Mode:	802.11n HT20 PK	Frequency(MHz):	2457
Polarity:	Vertical	Test Voltage:	DC 12 V

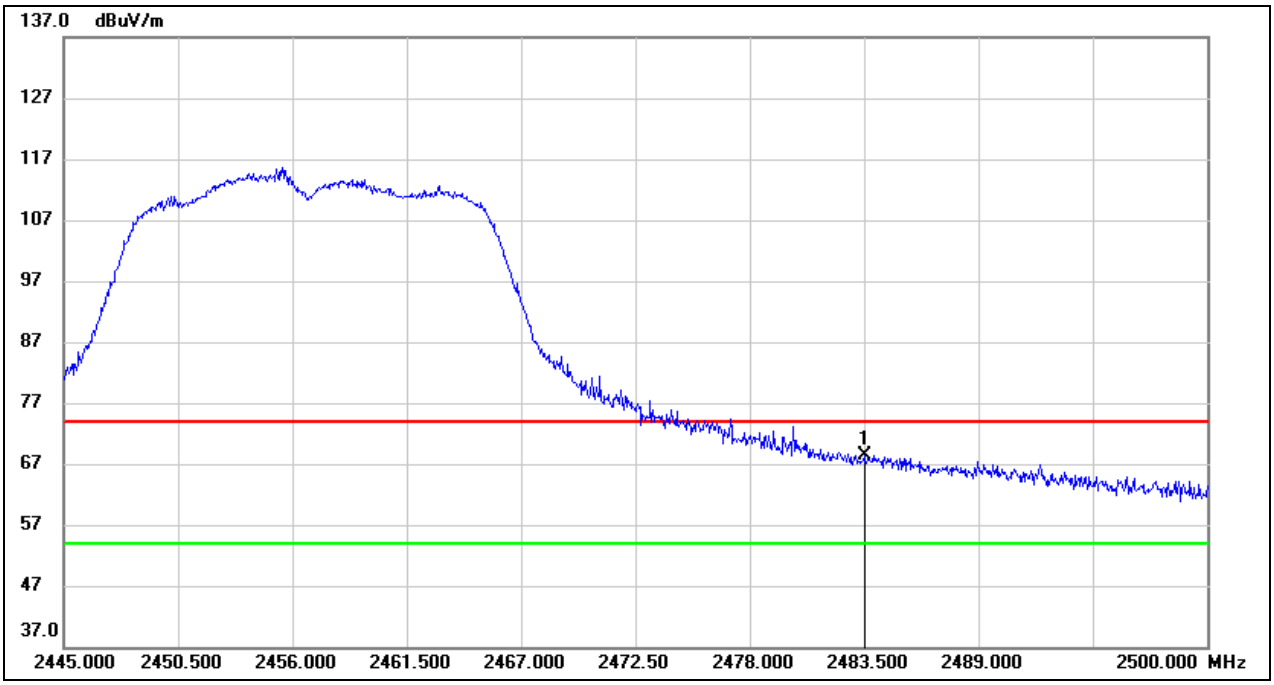

No.	Frequency (MHz)	Reading (dBuV)	Correct (dB/m)	Result (dBuV/m)	Limit (dBuV/m)	Margin (dB)	Remark
1	2483.500	35.91	32.44	68.35	74.00	-5.65	peak

This report shall not be reproduced except in full, without the written approval of UL Verification Services (Guangzhou) Co., Ltd, Song Shan Lake Branch.

Test Mode:	802.11n HT20 AV	Frequency(MHz):	2457
Polarity:	Vertical	Test Voltage:	DC 12 V

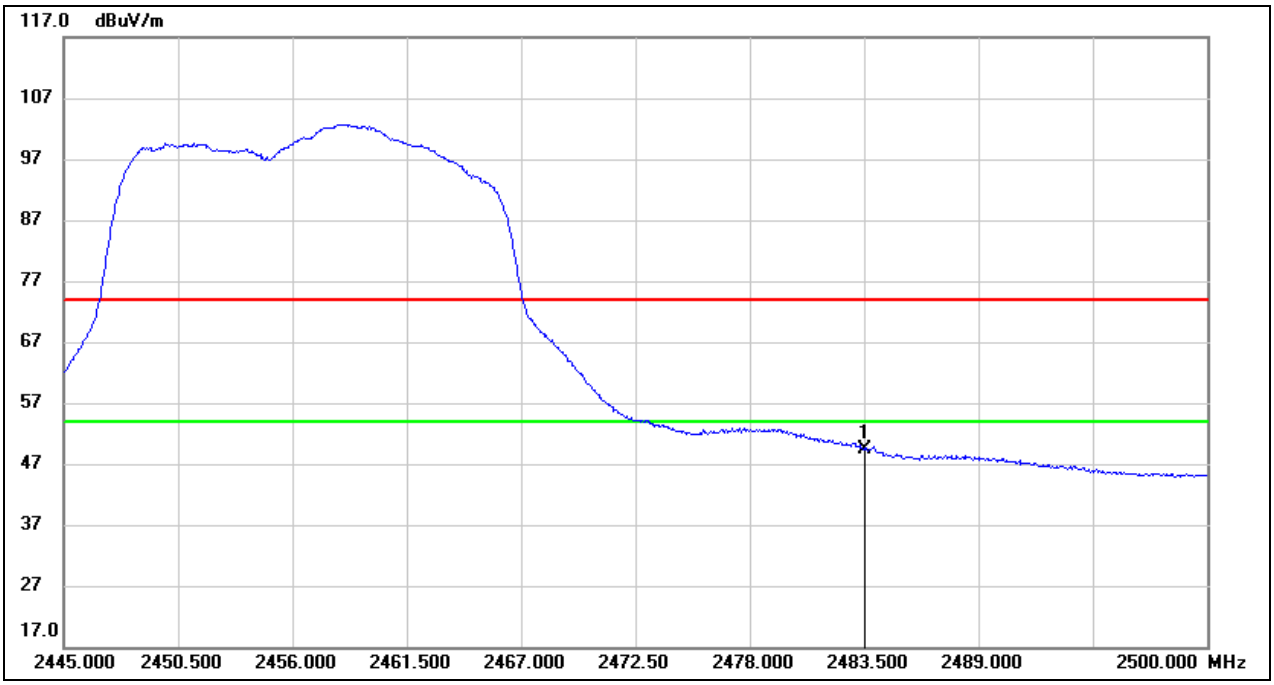

No.	Frequency (MHz)	Reading (dBuV)	Correct (dB/m)	Result (dBuV/m)	Limit (dBuV/m)	Margin (dB)	Remark
1	2483.500	17.04	32.44	49.48	54.00	-4.52	AVG

This report shall not be reproduced except in full, without the written approval of UL Verification Services (Guangzhou) Co., Ltd, Song Shan Lake Branch.

Test Mode:	802.11n HT20 PK	Frequency(MHz):	2462
Polarity:	Vertical	Test Voltage:	DC 12 V

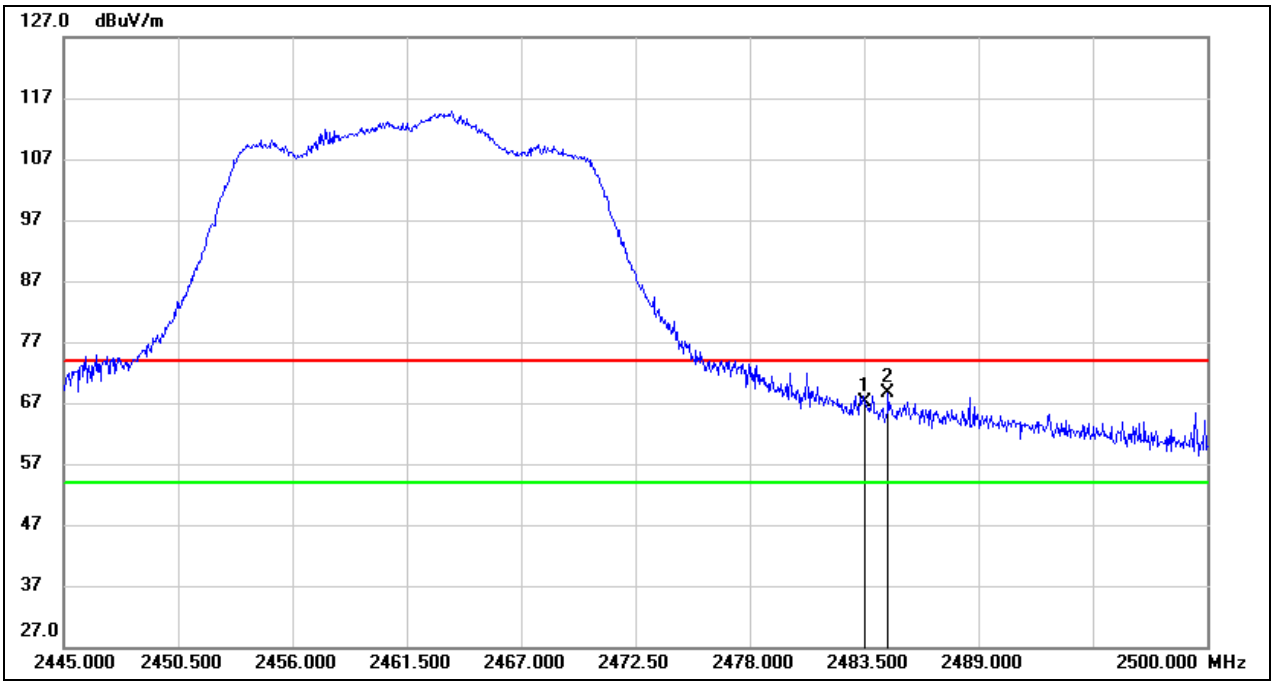

No.	Frequency (MHz)	Reading (dBuV)	Correct (dB/m)	Result (dBuV/m)	Limit (dBuV/m)	Margin (dB)	Remark
1	2483.500	34.81	32.44	67.25	74.00	-6.75	peak
2	2484.655	36.19	32.44	68.63	74.00	-5.37	peak

This report shall not be reproduced except in full, without the written approval of UL Verification Services (Guangzhou) Co., Ltd, Song Shan Lake Branch.

Test Mode:	802.11n HT20 AV	Frequency(MHz):	2462
Polarity:	Vertical	Test Voltage:	DC 12 V

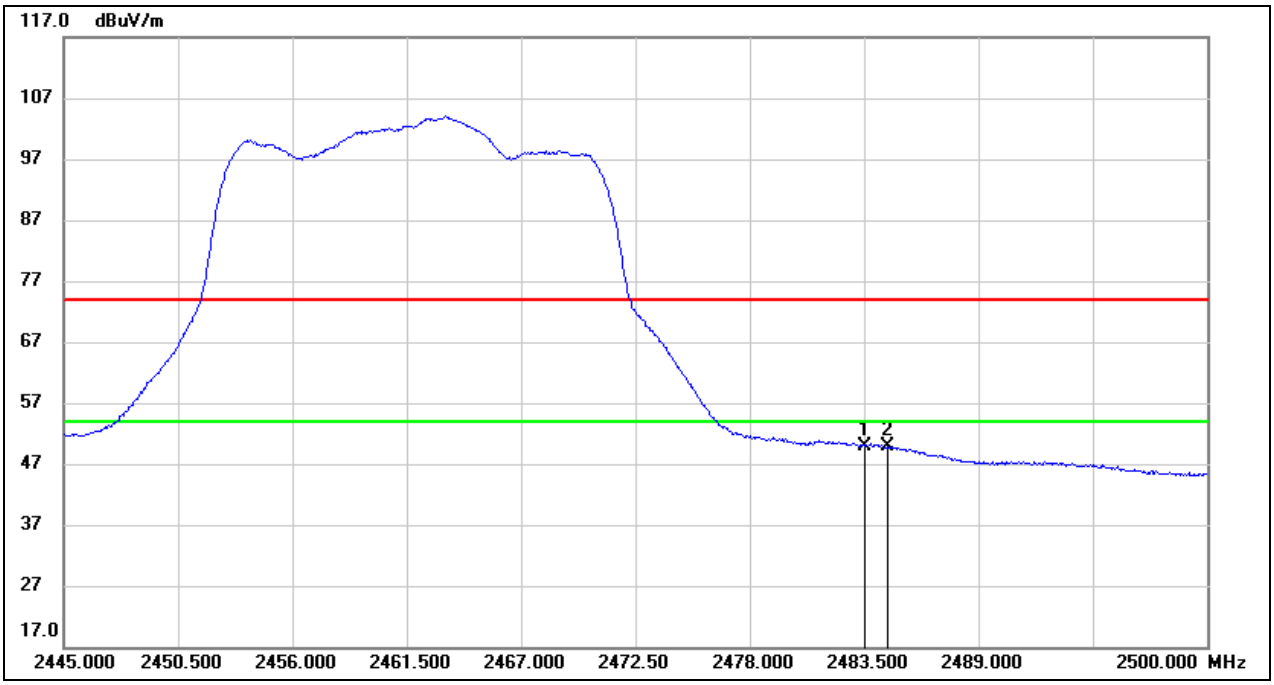

No.	Frequency (MHz)	Reading (dBuV)	Correct (dB/m)	Result (dBuV/m)	Limit (dBuV/m)	Margin (dB)	Remark
1	2483.500	17.51	32.44	49.95	54.00	-4.05	AVG
2	2484.655	17.32	32.44	49.76	54.00	-4.24	AVG

This report shall not be reproduced except in full, without the written approval of UL Verification Services (Guangzhou) Co., Ltd, Song Shan Lake Branch.

Test Mode:	802.11n HT40 PK	Frequency(MHz):	2422
Polarity:	Vertical	Test Voltage:	DC 12 V

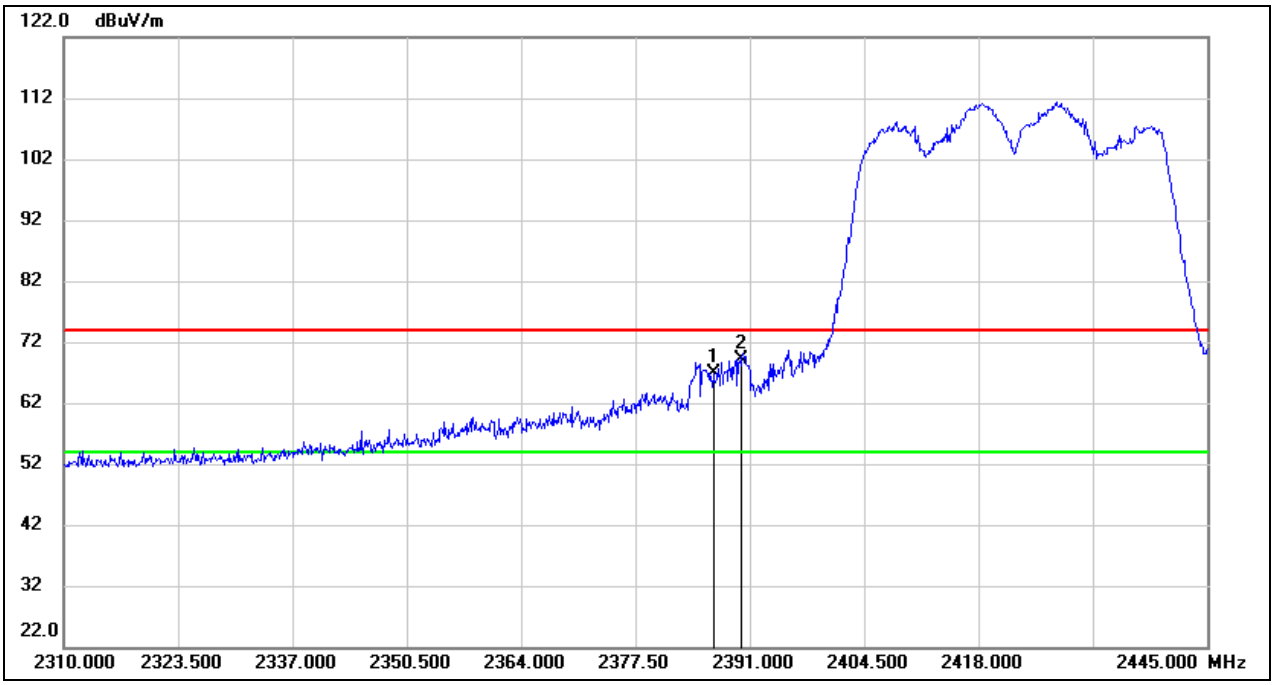

No.	Frequency (MHz)	Reading (dBuV)	Correct (dB/m)	Result (dBuV/m)	Limit (dBuV/m)	Margin (dB)	Remark
1	2386.680	34.66	32.15	66.81	74.00	-7.19	peak
2	2390.000	37.07	32.16	69.23	74.00	-4.77	peak

This report shall not be reproduced except in full, without the written approval of UL Verification Services (Guangzhou) Co., Ltd, Song Shan Lake Branch.

Test Mode:	802.11n HT40 AV	Frequency(MHz):	2422
Polarity:	Vertical	Test Voltage:	DC 12 V

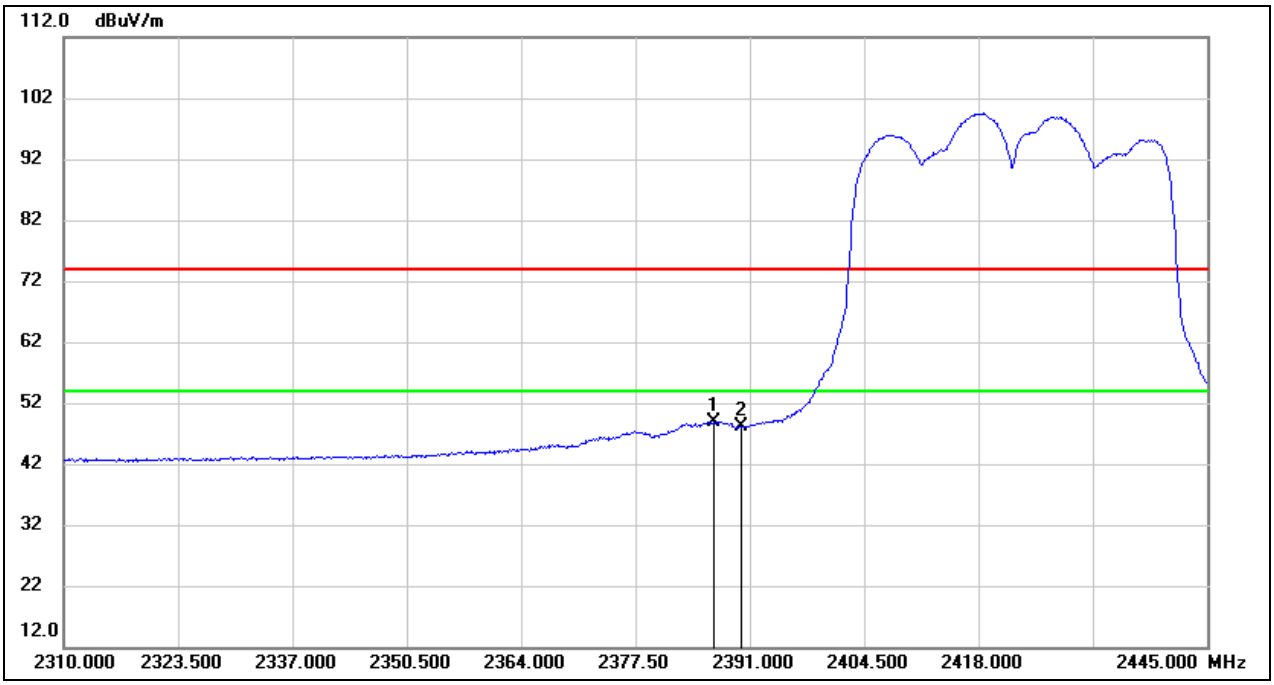

No.	Frequency (MHz)	Reading (dBuV)	Correct (dB/m)	Result (dBuV/m)	Limit (dBuV/m)	Margin (dB)	Remark
1	2386.680	16.81	32.15	48.96	54.00	-5.04	AVG
2	2390.000	15.93	32.16	48.09	54.00	-5.91	AVG

This report shall not be reproduced except in full, without the written approval of UL Verification Services (Guangzhou) Co., Ltd, Song Shan Lake Branch.

Test Mode:	802.11n HT40 PK	Frequency(MHz):	2427
Polarity:	Vertical	Test Voltage:	DC 12 V

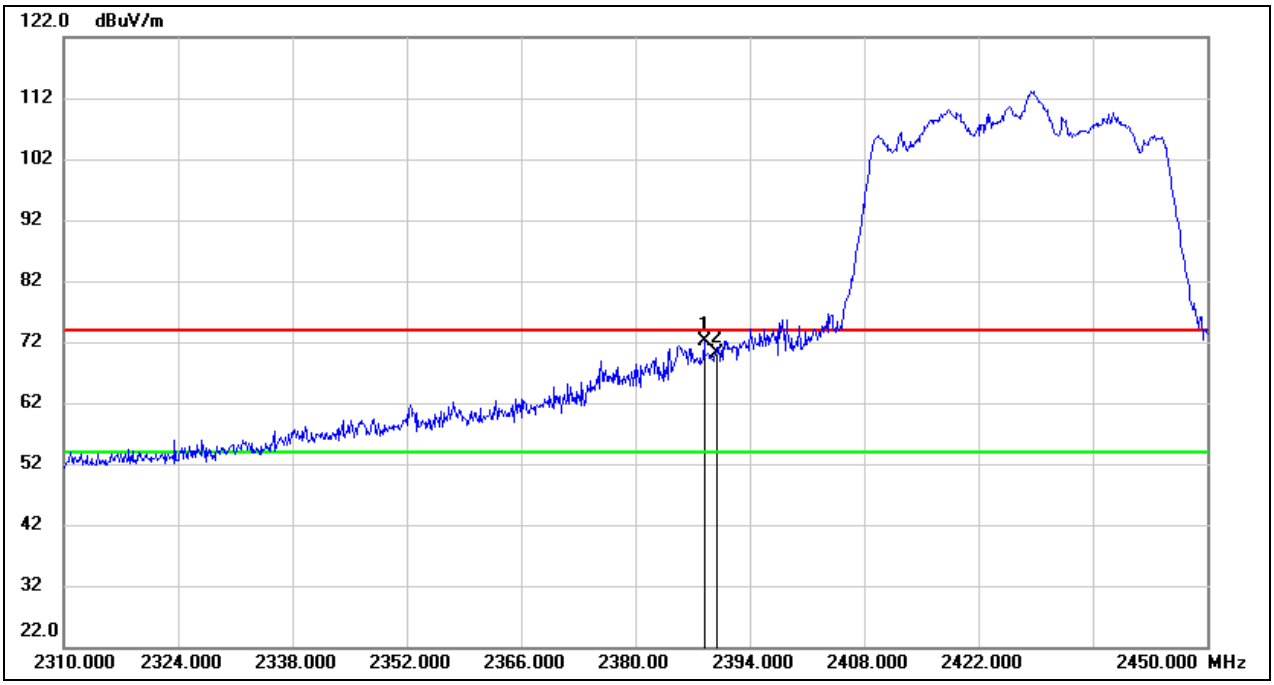

No.	Frequency (MHz)	Reading (dBuV)	Correct (dB/m)	Result (dBuV/m)	Limit (dBuV/m)	Margin (dB)	Remark
1	2388.400	39.95	32.16	72.11	74.00	-1.89	peak
2	2390.000	37.87	32.16	70.03	74.00	-3.97	peak

This report shall not be reproduced except in full, without the written approval of UL Verification Services (Guangzhou) Co., Ltd, Song Shan Lake Branch.

Test Mode:	802.11n HT40 AV	Frequency(MHz):	2427
Polarity:	Vertical	Test Voltage:	DC 12 V

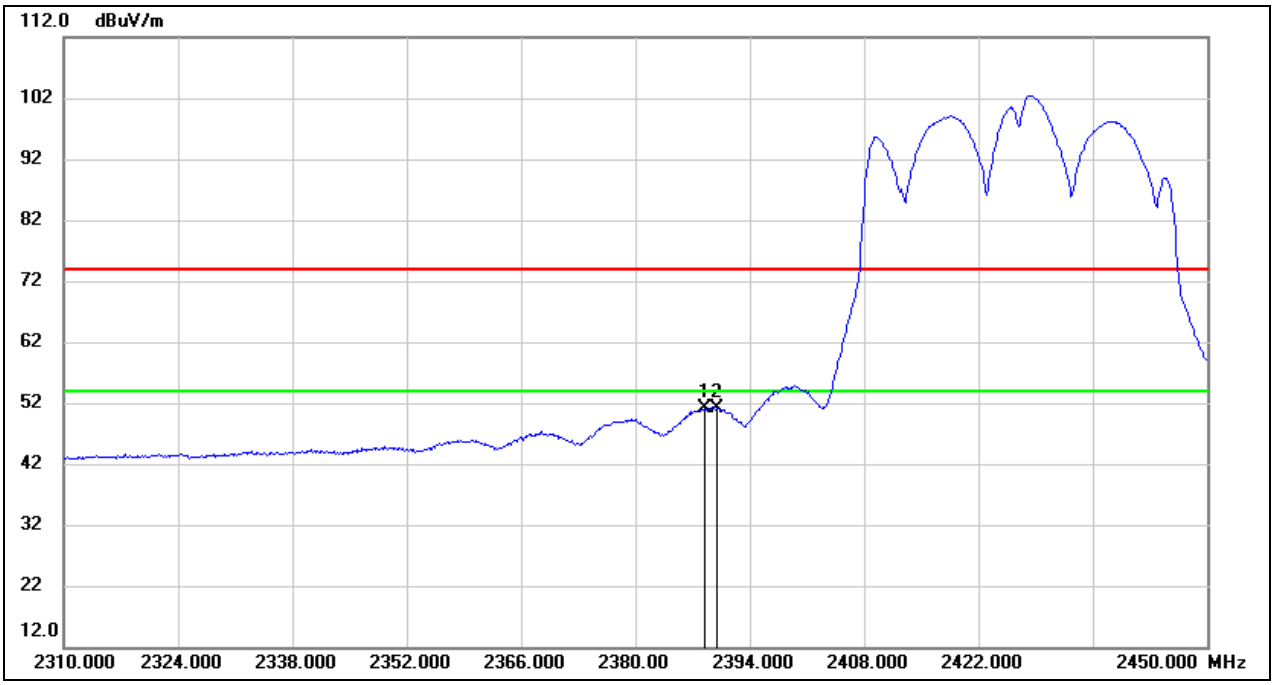

No.	Frequency (MHz)	Reading (dBuV)	Correct (dB/m)	Result (dBuV/m)	Limit (dBuV/m)	Margin (dB)	Remark
1	2388.400	18.90	32.16	51.06	54.00	-2.94	AVG
2	2390.000	18.85	32.16	51.01	54.00	-2.99	AVG

This report shall not be reproduced except in full, without the written approval of UL Verification Services (Guangzhou) Co., Ltd, Song Shan Lake Branch.

Test Mode:	802.11n HT40 PK	Frequency(MHz):	2447
Polarity:	Vertical	Test Voltage:	DC 12 V

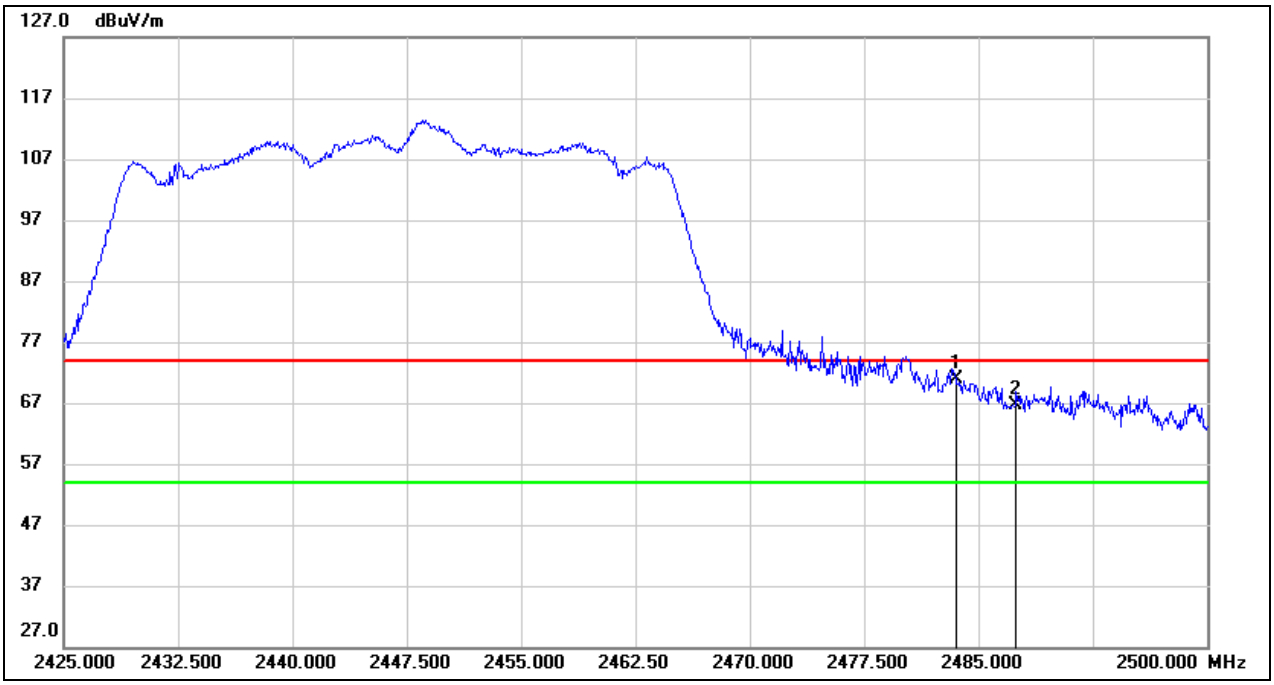

No.	Frequency (MHz)	Reading (dBuV)	Correct (dB/m)	Result (dBuV/m)	Limit (dBuV/m)	Margin (dB)	Remark
1	2483.500	38.37	32.44	70.81	74.00	-3.19	peak
2	2487.400	34.14	32.45	66.59	74.00	-7.41	peak

This report shall not be reproduced except in full, without the written approval of UL Verification Services (Guangzhou) Co., Ltd, Song Shan Lake Branch.

Test Mode:	802.11n HT40 AV	Frequency(MHz):	2447
Polarity:	Vertical	Test Voltage:	DC 12 V

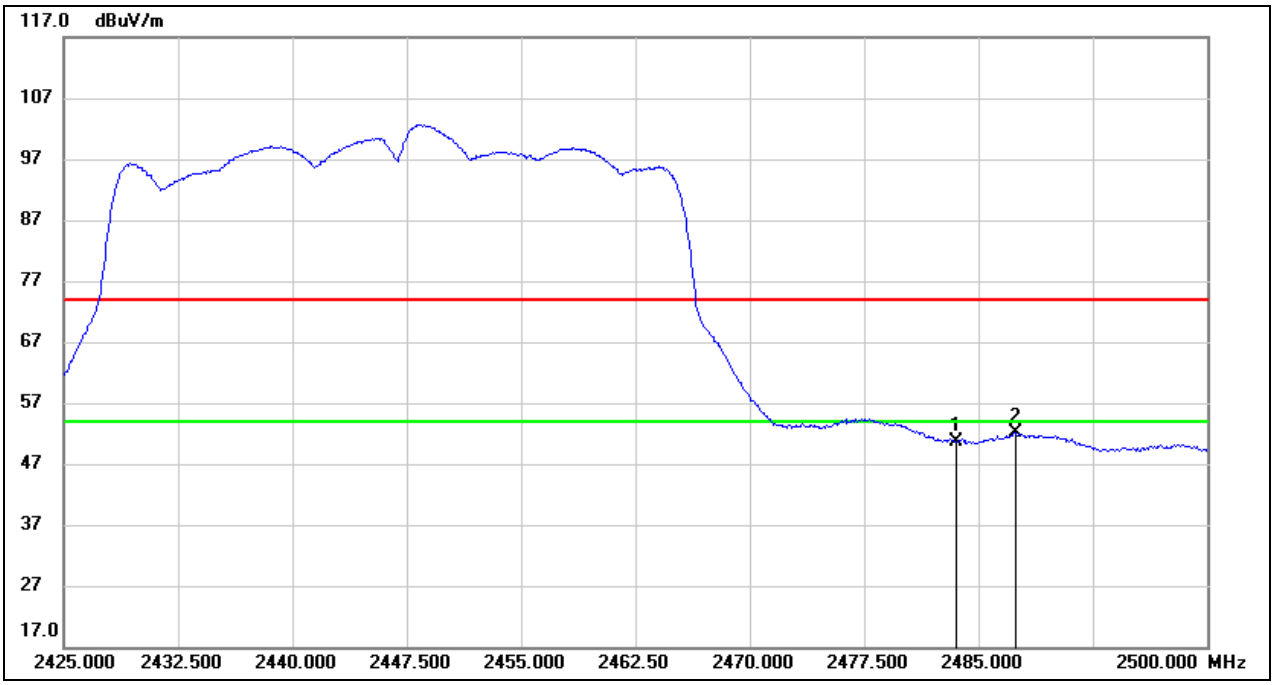

No.	Frequency (MHz)	Reading (dBuV)	Correct (dB/m)	Result (dBuV/m)	Limit (dBuV/m)	Margin (dB)	Remark
1	2483.500	18.31	32.44	50.75	54.00	-3.25	AVG
2	2487.400	19.74	32.45	52.19	54.00	-1.81	AVG

This report shall not be reproduced except in full, without the written approval of UL Verification Services (Guangzhou) Co., Ltd, Song Shan Lake Branch.

Test Mode:	802.11n HT40 PK	Frequency(MHz):	2452
Polarity:	Vertical	Test Voltage:	DC 12 V

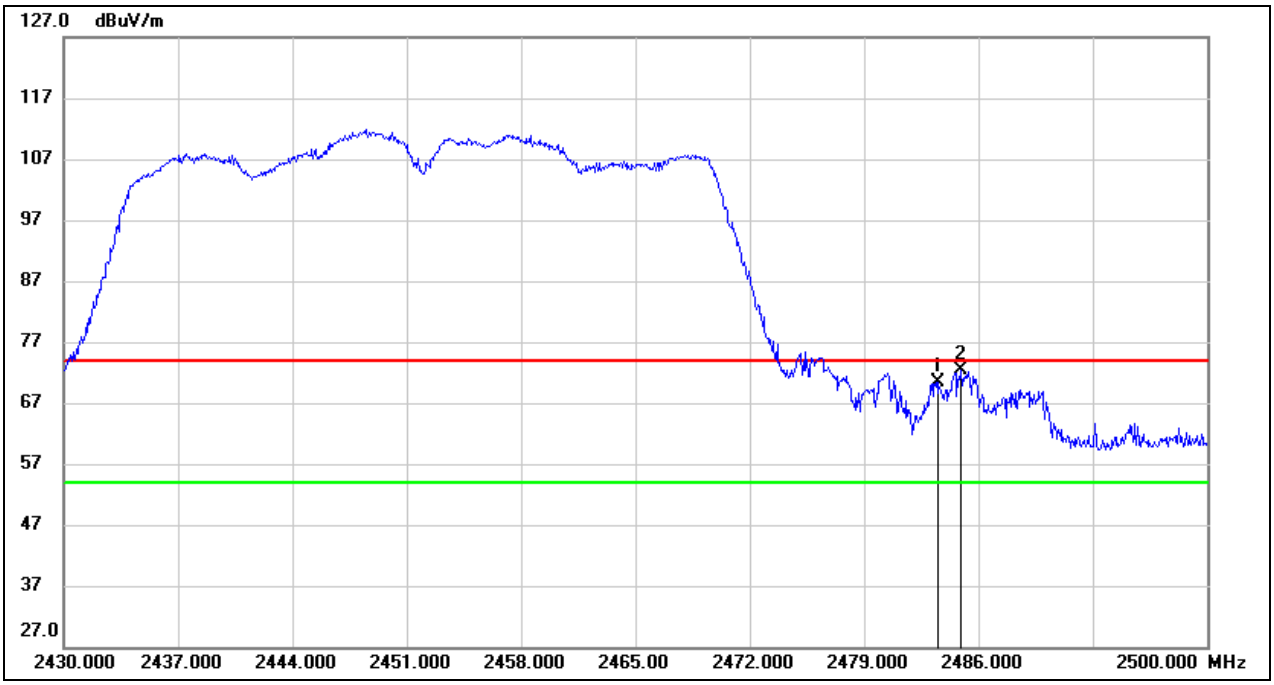

No.	Frequency (MHz)	Reading (dBuV)	Correct (dB/m)	Result (dBuV/m)	Limit (dBuV/m)	Margin (dB)	Remark
1	2483.500	37.92	32.44	70.36	74.00	-3.64	peak
2	2484.950	39.87	32.44	72.31	74.00	-1.69	peak

This report shall not be reproduced except in full, without the written approval of UL Verification Services (Guangzhou) Co., Ltd, Song Shan Lake Branch.

Test Mode:	802.11n HT40 AV	Frequency(MHz):	2452
Polarity:	Vertical	Test Voltage:	DC 12 V

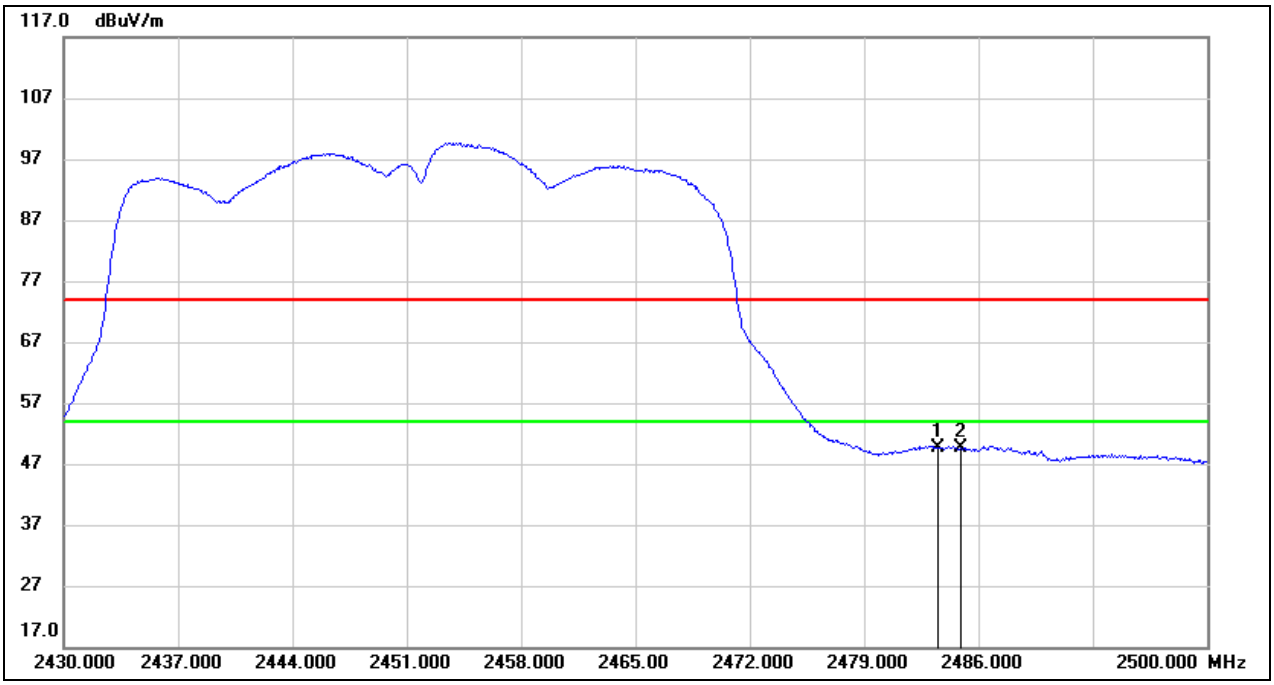

No.	Frequency (MHz)	Reading (dBuV)	Correct (dB/m)	Result (dBuV/m)	Limit (dBuV/m)	Margin (dB)	Remark
1	2483.500	17.24	32.44	49.68	54.00	-4.32	AVG
2	2484.950	17.15	32.44	49.59	54.00	-4.41	AVG

This report shall not be reproduced except in full, without the written approval of UL Verification Services (Guangzhou) Co., Ltd, Song Shan Lake Branch.

Test Mode:	802.11ax HE20 PK	Channel:	2412
Polarity:	Vertical	Test Voltage:	DC 12 V

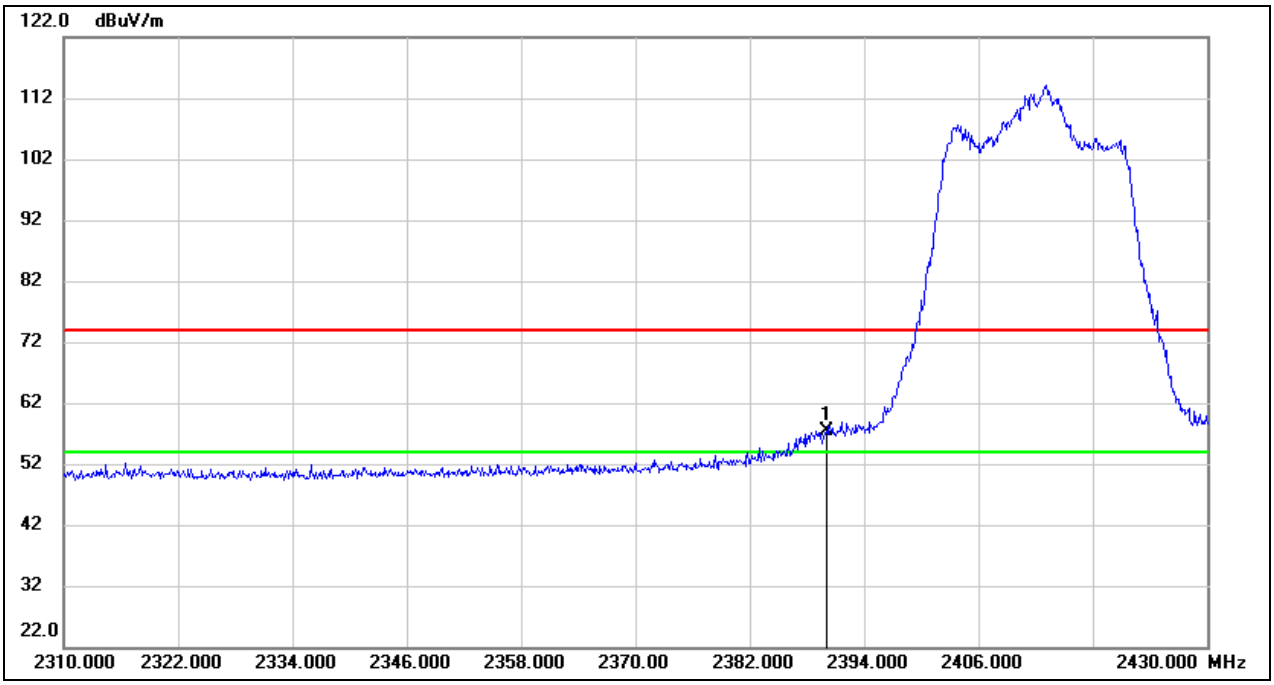

No.	Frequency (MHz)	Reading (dBuV)	Correct (dB/m)	Result (dBuV/m)	Limit (dBuV/m)	Margin (dB)	Remark
1	2390.000	25.28	32.16	57.44	74.00	-16.56	peak

This report shall not be reproduced except in full, without the written approval of UL Verification Services (Guangzhou) Co., Ltd, Song Shan Lake Branch.

Test Mode:	802.11ax HE20 AV	Channel:	2412
Polarity:	Vertical	Test Voltage:	DC 12 V

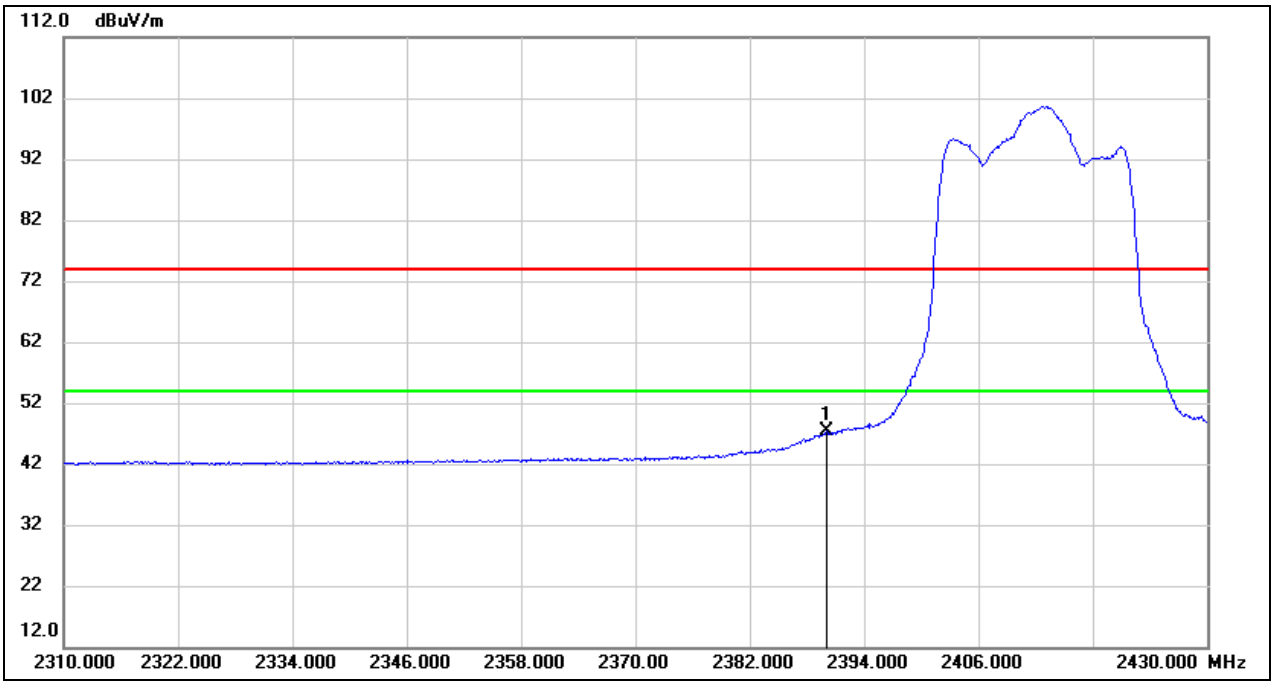

No.	Frequency (MHz)	Reading (dBuV)	Correct (dB/m)	Result (dBuV/m)	Limit (dBuV/m)	Margin (dB)	Remark
1	2390.000	15.13	32.16	47.29	54.00	-6.71	AVG

This report shall not be reproduced except in full, without the written approval of UL Verification Services (Guangzhou) Co., Ltd, Song Shan Lake Branch.

Test Mode:	802.11ax HE20 PK	Channel:	2417
Polarity:	Vertical	Test Voltage:	DC 12 V

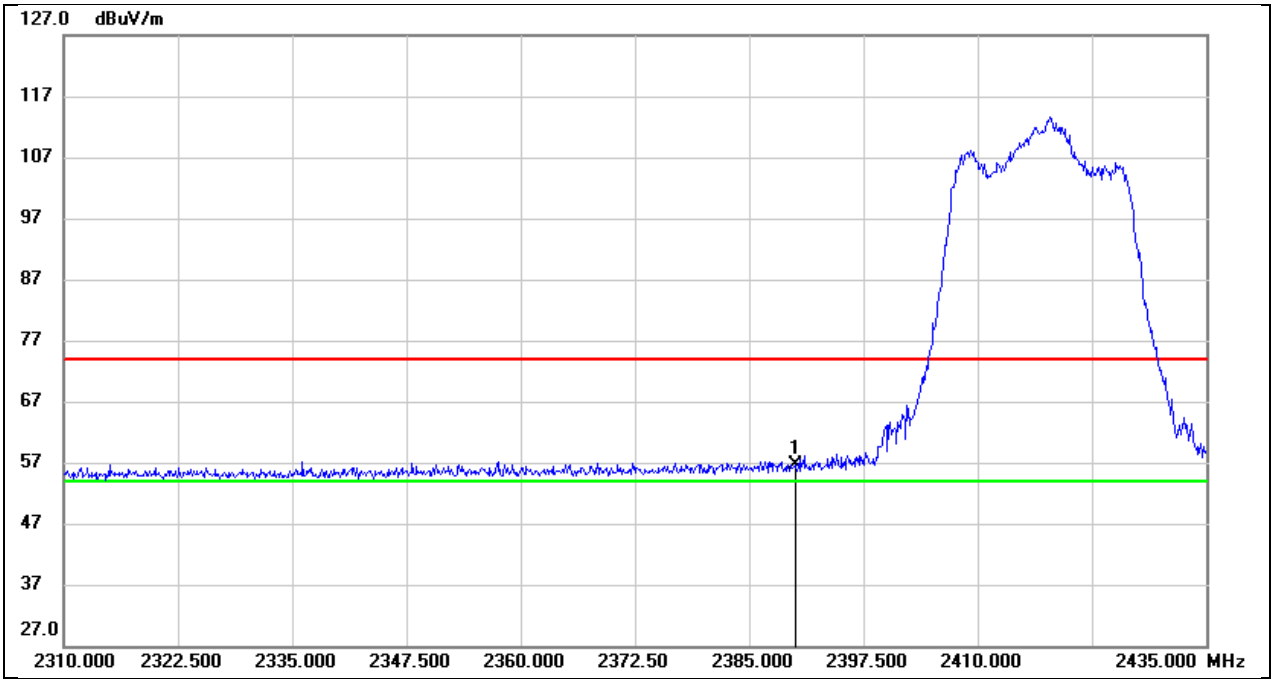

No.	Frequency (MHz)	Reading (dBuV)	Correct (dB/m)	Result (dBuV/m)	Limit (dBuV/m)	Margin (dB)	Remark
1	2390.000	24.36	32.16	56.52	74.00	-17.48	peak

This report shall not be reproduced except in full, without the written approval of UL Verification Services (Guangzhou) Co., Ltd, Song Shan Lake Branch.

Test Mode:	802.11ax HE20 AV	Channel:	2417
Polarity:	Vertical	Test Voltage:	DC 12 V

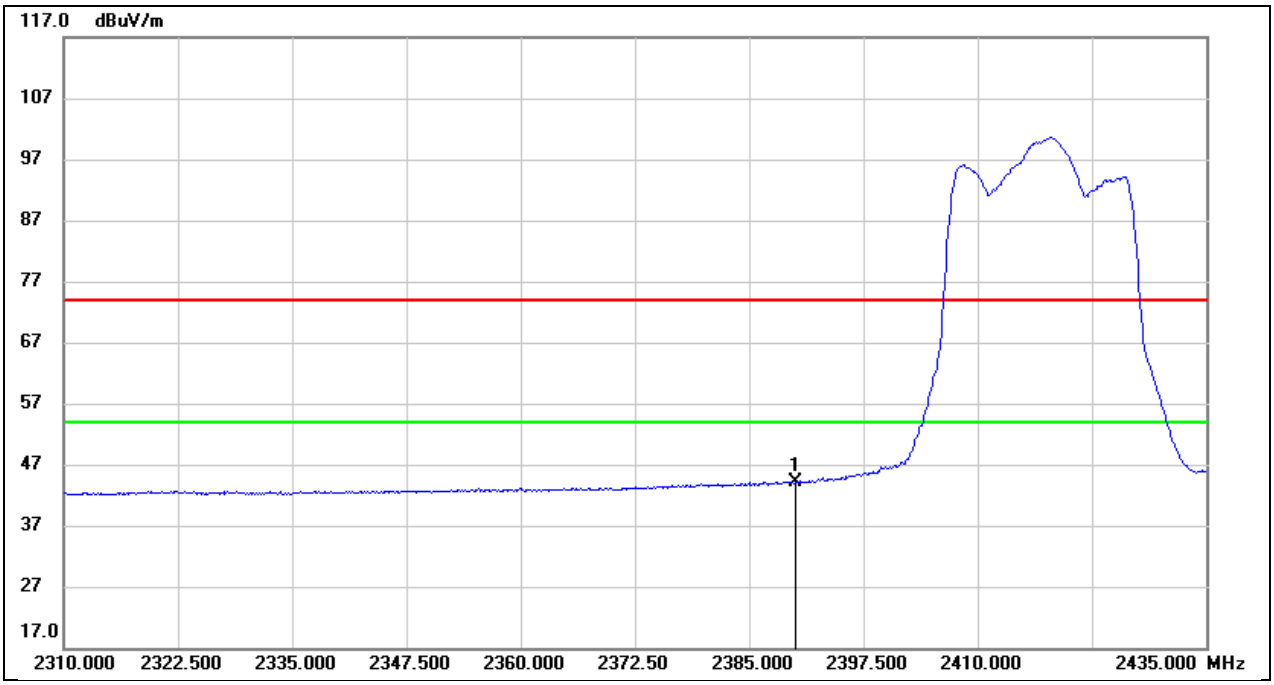

No.	Frequency (MHz)	Reading (dBuV)	Correct (dB/m)	Result (dBuV/m)	Limit (dBuV/m)	Margin (dB)	Remark
1	2390.000	11.87	32.16	44.03	54.00	-9.97	AVG

This report shall not be reproduced except in full, without the written approval of UL Verification Services (Guangzhou) Co., Ltd, Song Shan Lake Branch.

Test Mode:	802.11ax HE20 PK	Frequency(MHz):	2437
Polarity:	Vertical	Test Voltage:	DC 12 V

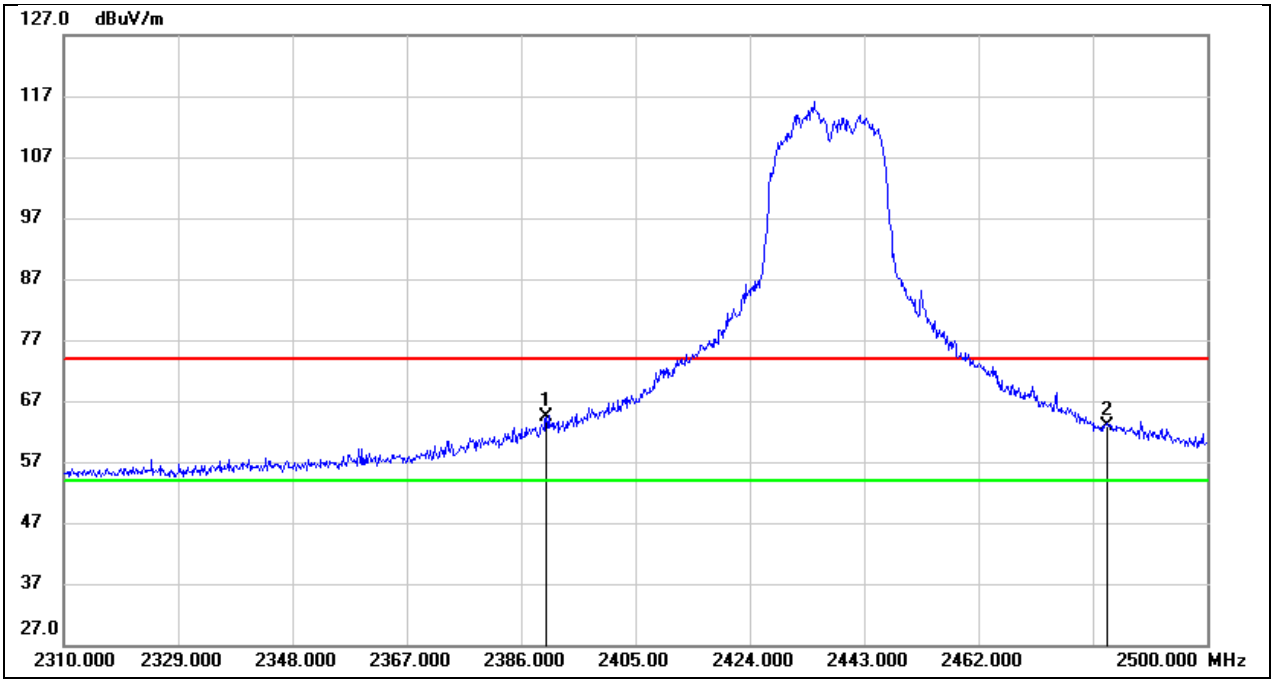

No.	Frequency (MHz)	Reading (dBuV)	Correct (dB/m)	Result (dBuV/m)	Limit (dBuV/m)	Margin (dB)	Remark
1	2390.000	32.14	32.16	64.30	74.00	-9.70	peak
2	2483.500	30.34	32.44	62.78	74.00	-11.22	peak

This report shall not be reproduced except in full, without the written approval of UL Verification Services (Guangzhou) Co., Ltd, Song Shan Lake Branch.

Test Mode:	802.11ax HE20 AV	Frequency(MHz):	2437
Polarity:	Vertical	Test Voltage:	DC 12 V

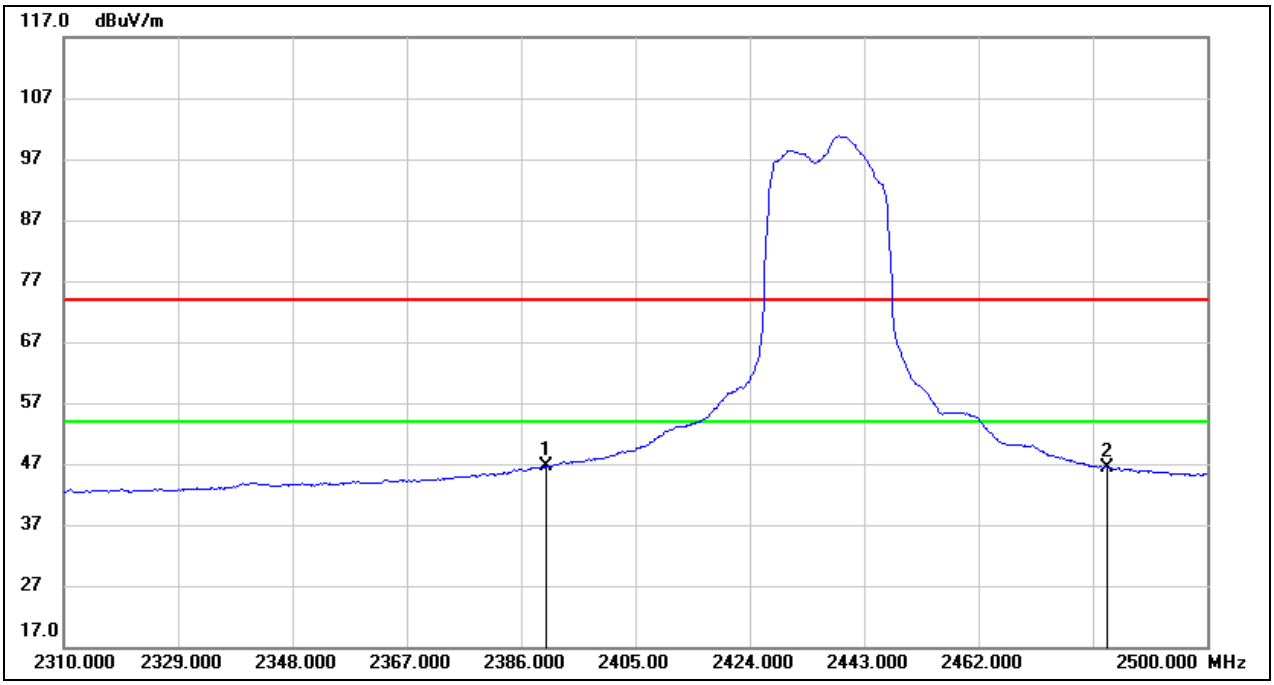

No.	Frequency (MHz)	Reading (dBuV)	Correct (dB/m)	Result (dBuV/m)	Limit (dBuV/m)	Margin (dB)	Remark
1	2390.000	14.55	32.16	46.71	54.00	-7.29	AVG
2	2483.500	13.93	32.44	46.37	54.00	-7.63	AVG

This report shall not be reproduced except in full, without the written approval of UL Verification Services (Guangzhou) Co., Ltd, Song Shan Lake Branch.

Test Mode:	802.11ax HE20 PK	Channel:	2457
Polarity:	Vertical	Test Voltage:	DC 12 V

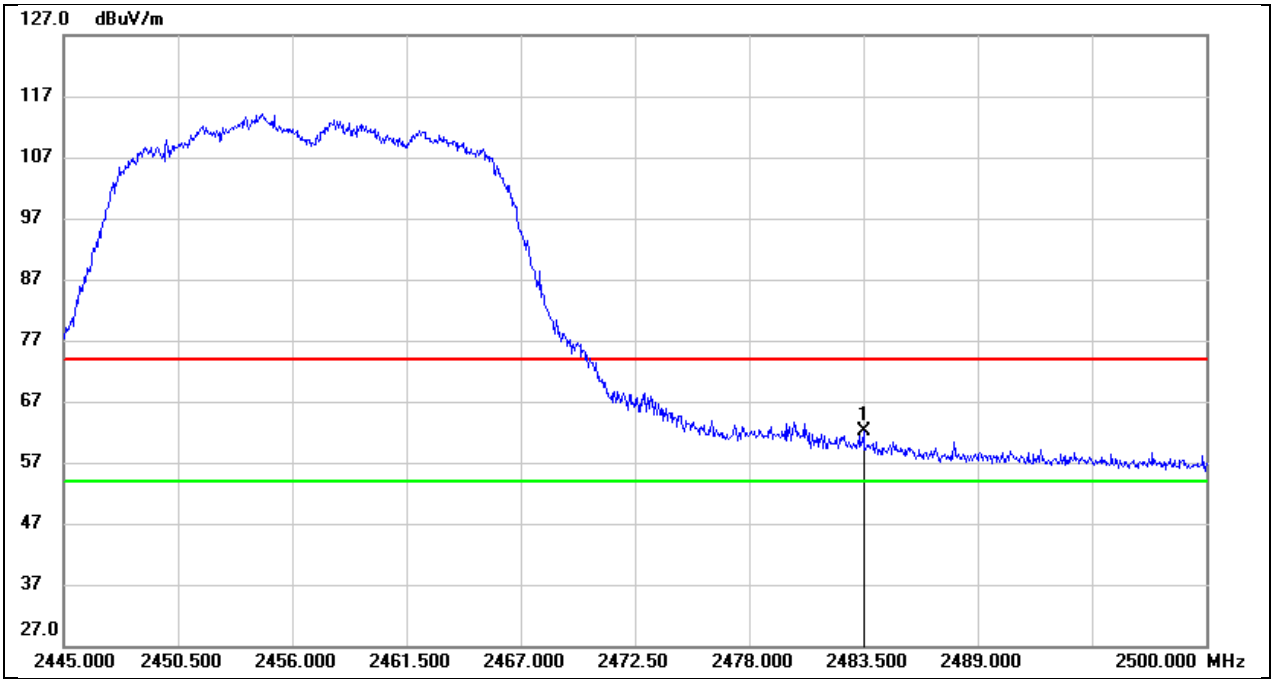

No.	Frequency (MHz)	Reading (dBuV)	Correct (dB/m)	Result (dBuV/m)	Limit (dBuV/m)	Margin (dB)	Remark
1	2483.500	29.62	32.44	62.06	74.00	-11.94	peak

This report shall not be reproduced except in full, without the written approval of UL Verification Services (Guangzhou) Co., Ltd, Song Shan Lake Branch.

Test Mode:	802.11ax HE20 AV	Channel:	2457
Polarity:	Vertical	Test Voltage:	DC 12 V

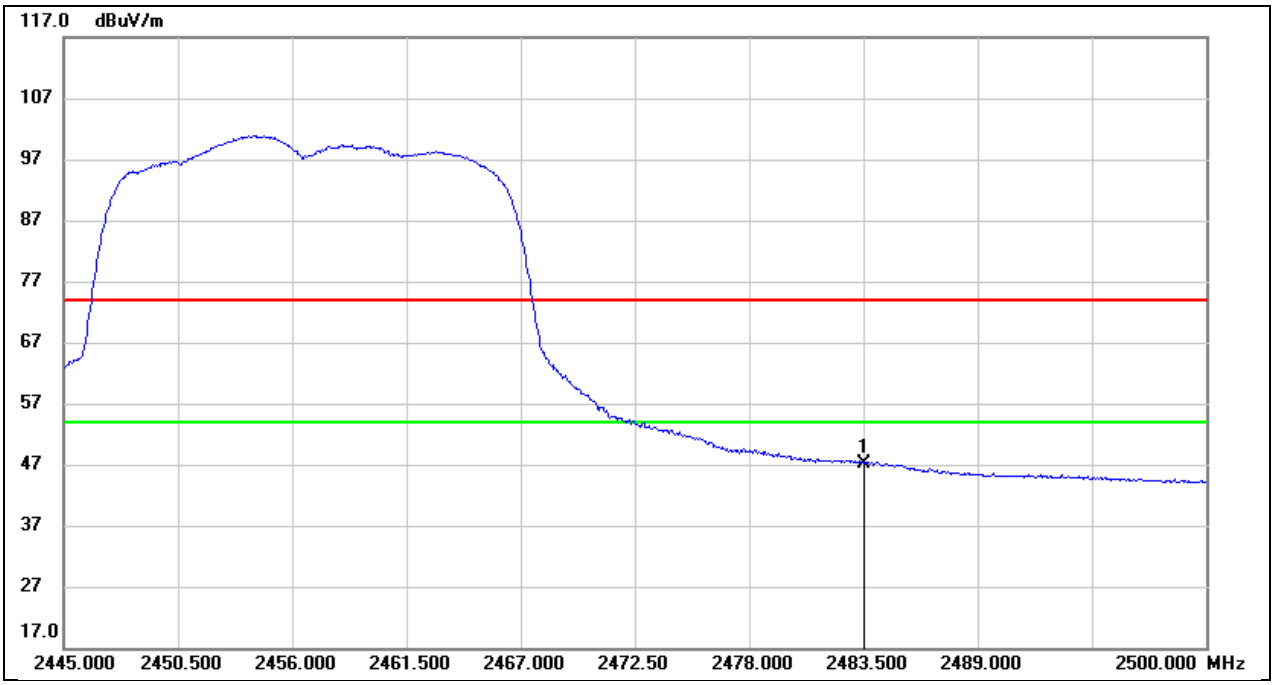

No.	Frequency (MHz)	Reading (dBuV)	Correct (dB/m)	Result (dBuV/m)	Limit (dBuV/m)	Margin (dB)	Remark
1	2483.500	14.78	32.44	47.22	54.00	-6.78	AVG

This report shall not be reproduced except in full, without the written approval of UL Verification Services (Guangzhou) Co., Ltd, Song Shan Lake Branch.

Test Mode:	802.11ax HE20 PK	Channel:	2462
Polarity:	Vertical	Test Voltage:	DC 12 V

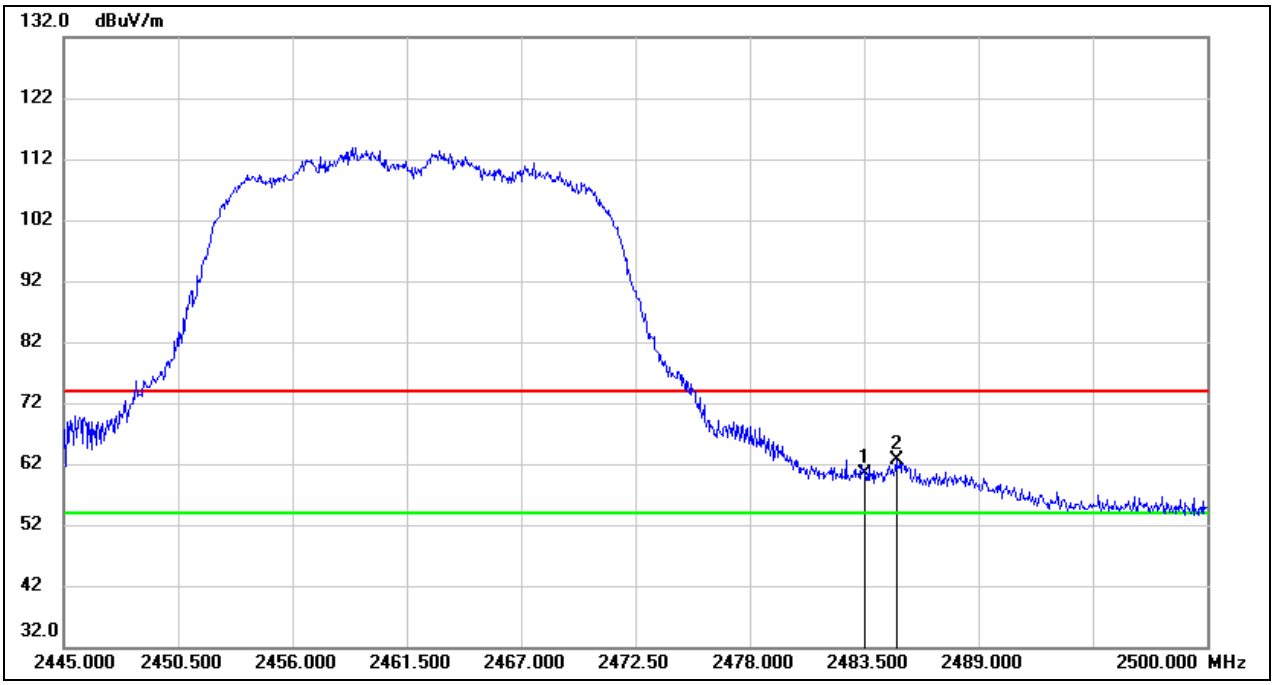

No.	Frequency (MHz)	Reading (dBuV)	Correct (dB/m)	Result (dBuV/m)	Limit (dBuV/m)	Margin (dB)	Remark
1	2483.500	27.83	32.44	60.27	74.00	-13.73	peak
2	2485.040	30.25	32.44	62.69	74.00	-11.31	peak

This report shall not be reproduced except in full, without the written approval of UL Verification Services (Guangzhou) Co., Ltd, Song Shan Lake Branch.

Test Mode:	802.11ax HE20 AV	Channel:	2462
Polarity:	Vertical	Test Voltage:	DC 12 V

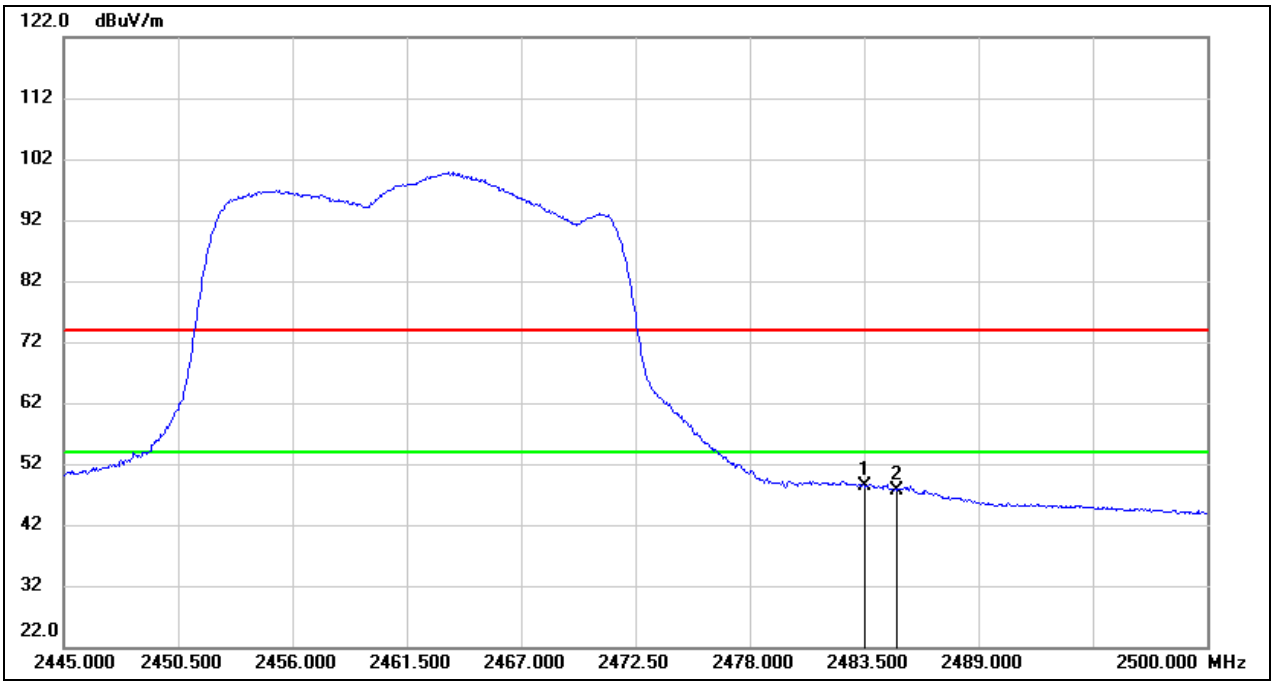

No.	Frequency (MHz)	Reading (dBuV)	Correct (dB/m)	Result (dBuV/m)	Limit (dBuV/m)	Margin (dB)	Remark
1	2483.500	15.95	32.44	48.39	54.00	-5.61	AVG
2	2485.040	15.30	32.44	47.74	54.00	-6.26	AVG

This report shall not be reproduced except in full, without the written approval of UL Verification Services (Guangzhou) Co., Ltd, Song Shan Lake Branch.

Test Mode:	802.11ax HE40 PK	Channel:	2422
Polarity:	Vertical	Test Voltage:	DC 12 V

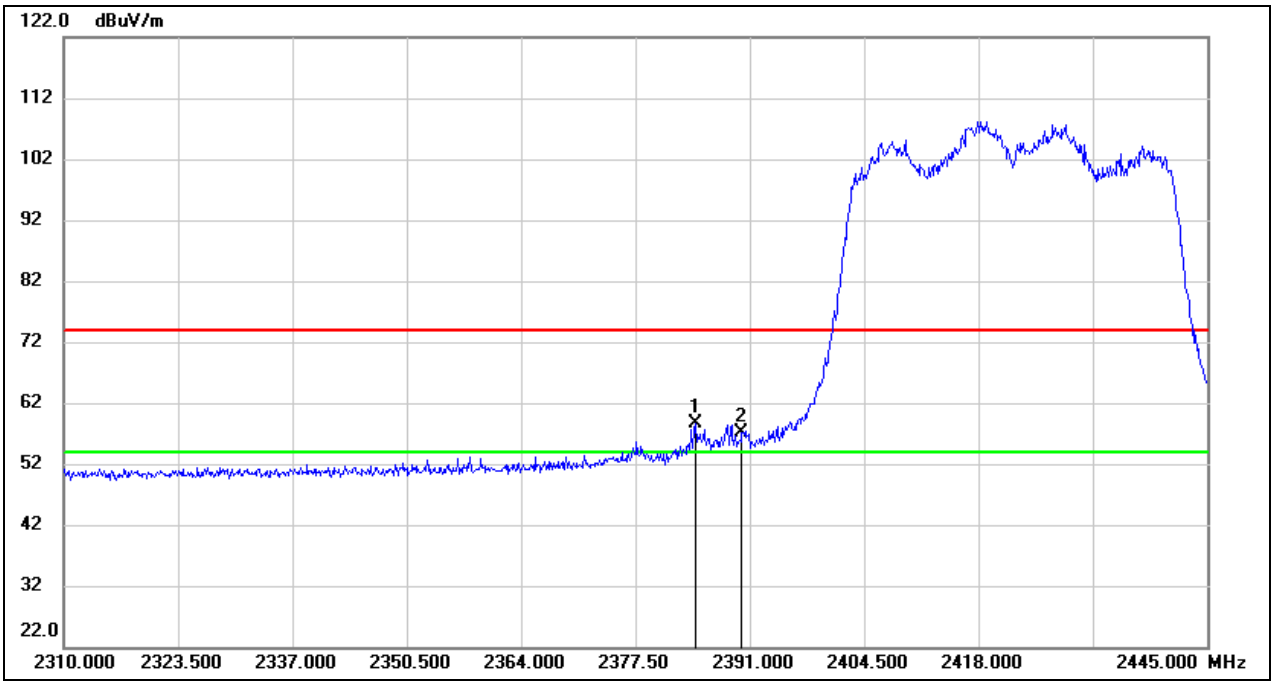

No.	Frequency (MHz)	Reading (dBuV)	Correct (dB/m)	Result (dBuV/m)	Limit (dBuV/m)	Margin (dB)	Remark
1	2384.520	26.57	32.14	58.71	74.00	-15.29	peak
2	2390.000	25.00	32.16	57.16	74.00	-16.84	peak

This report shall not be reproduced except in full, without the written approval of UL Verification Services (Guangzhou) Co., Ltd, Song Shan Lake Branch.

Test Mode:	802.11ax HE40 AV	Channel:	2422
Polarity:	Vertical	Test Voltage:	DC 12 V

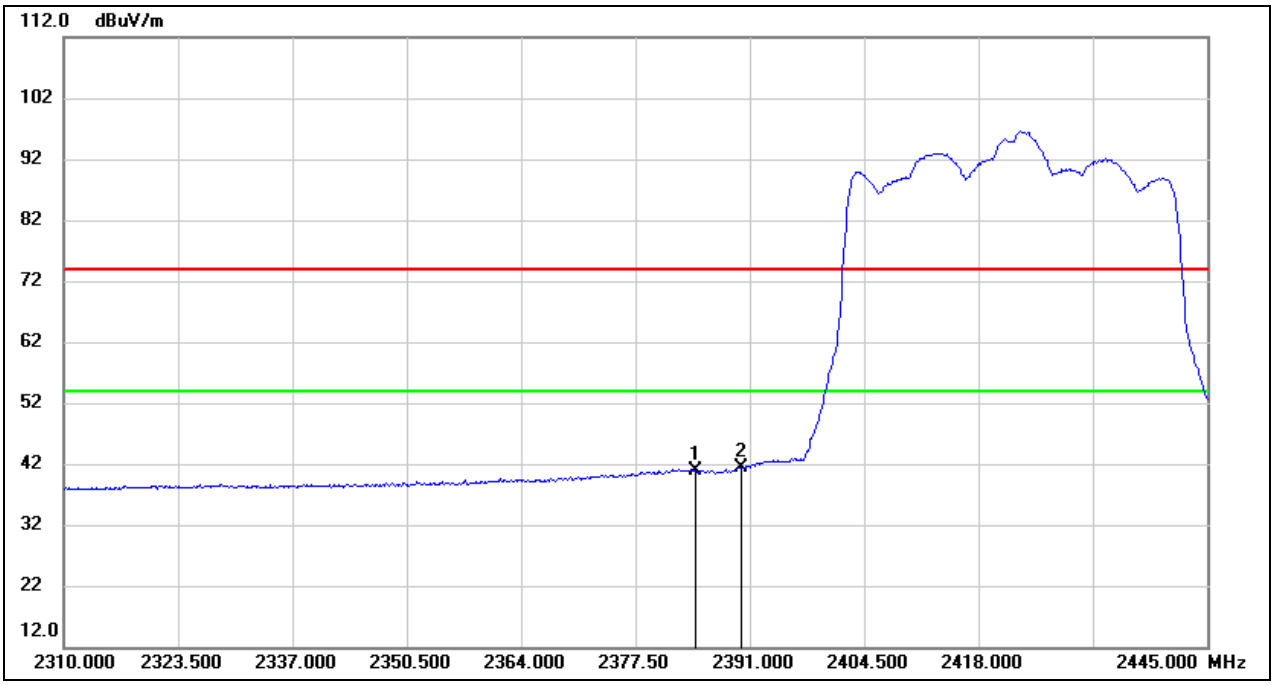

No.	Frequency (MHz)	Reading (dBuV)	Correct (dB/m)	Result (dBuV/m)	Limit (dBuV/m)	Margin (dB)	Remark
1	2384.520	8.70	32.14	40.84	54.00	-13.16	AVG
2	2390.000	9.22	32.16	41.38	54.00	-12.62	AVG

This report shall not be reproduced except in full, without the written approval of UL Verification Services (Guangzhou) Co., Ltd, Song Shan Lake Branch.

Test Mode:	802.11ax HE40 PK	Channel:	2427
Polarity:	Vertical	Test Voltage:	DC 12 V

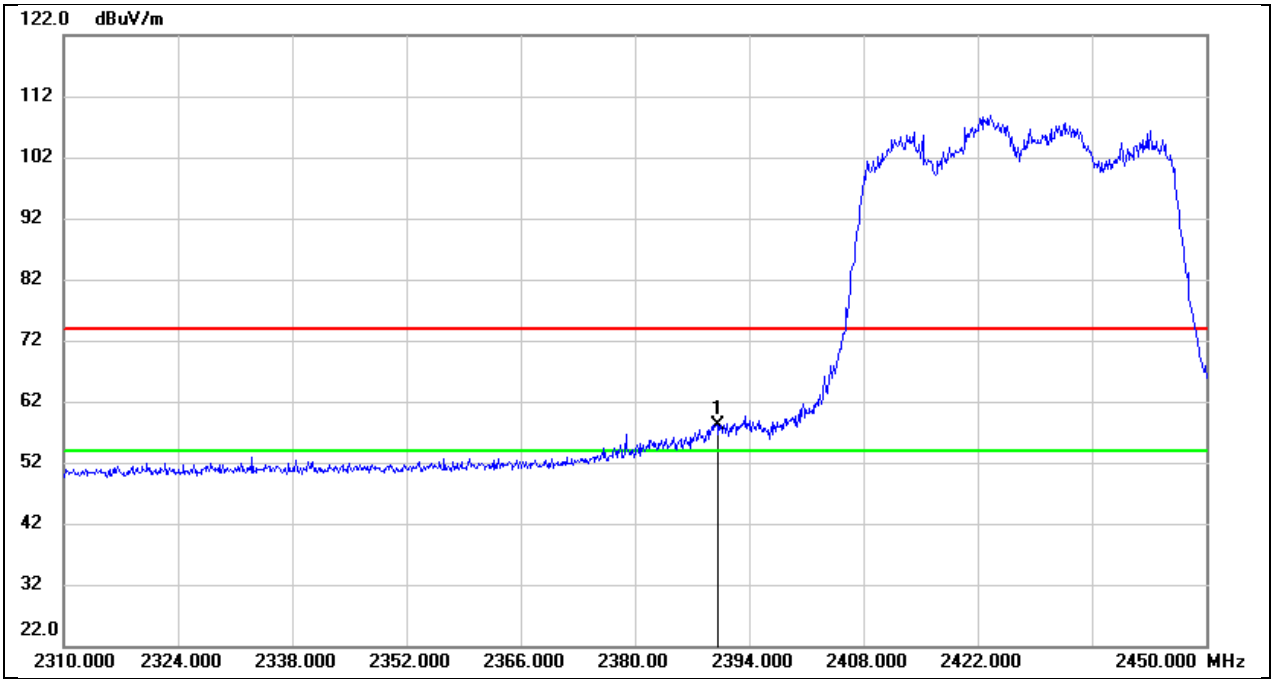

No.	Frequency (MHz)	Reading (dBuV)	Correct (dB/m)	Result (dBuV/m)	Limit (dBuV/m)	Margin (dB)	Remark
1	2390.000	26.02	32.16	58.18	74.00	-15.82	peak

This report shall not be reproduced except in full, without the written approval of UL Verification Services (Guangzhou) Co., Ltd, Song Shan Lake Branch.

Test Mode:	802.11ax HE40 AV	Channel:	2427
Polarity:	Vertical	Test Voltage:	DC 12 V

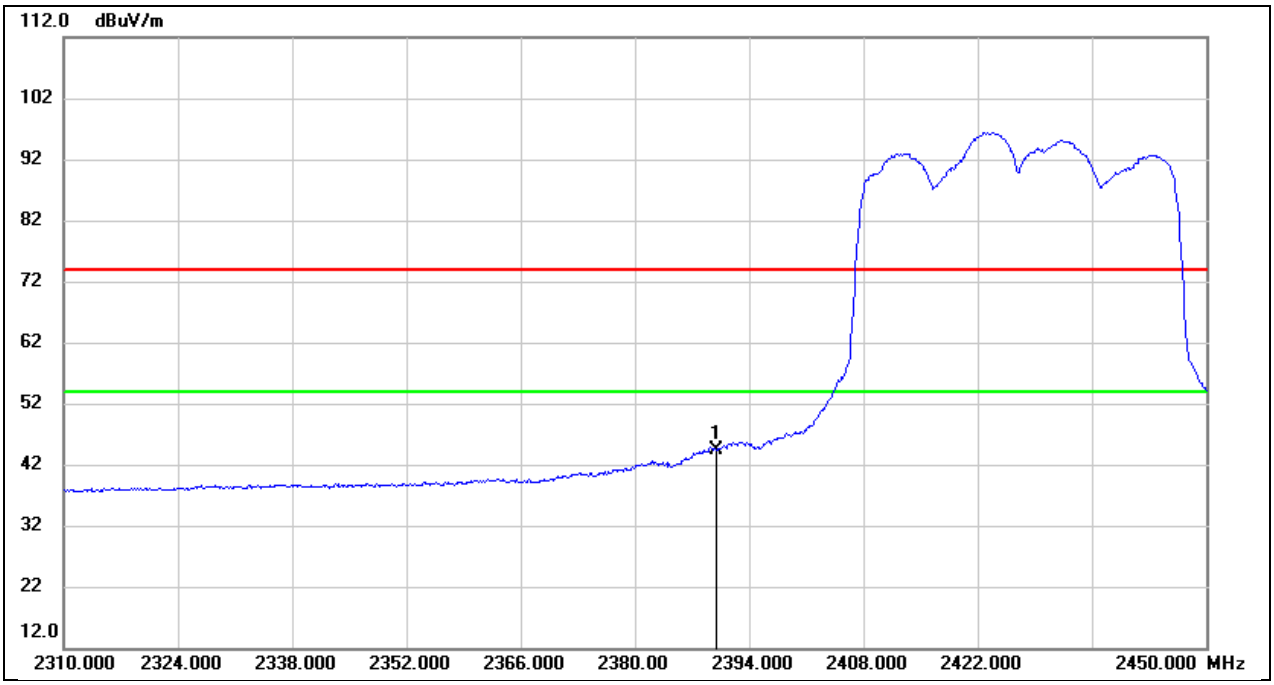

No.	Frequency (MHz)	Reading (dBuV)	Correct (dB/m)	Result (dBuV/m)	Limit (dBuV/m)	Margin (dB)	Remark
1	2390.000	12.29	32.16	44.45	54.00	-9.55	AVG

This report shall not be reproduced except in full, without the written approval of UL Verification Services (Guangzhou) Co., Ltd, Song Shan Lake Branch.

Test Mode:	802.11ax HE40 PK	Frequency(MHz):	2437
Polarity:	Vertical	Test Voltage:	DC 12 V

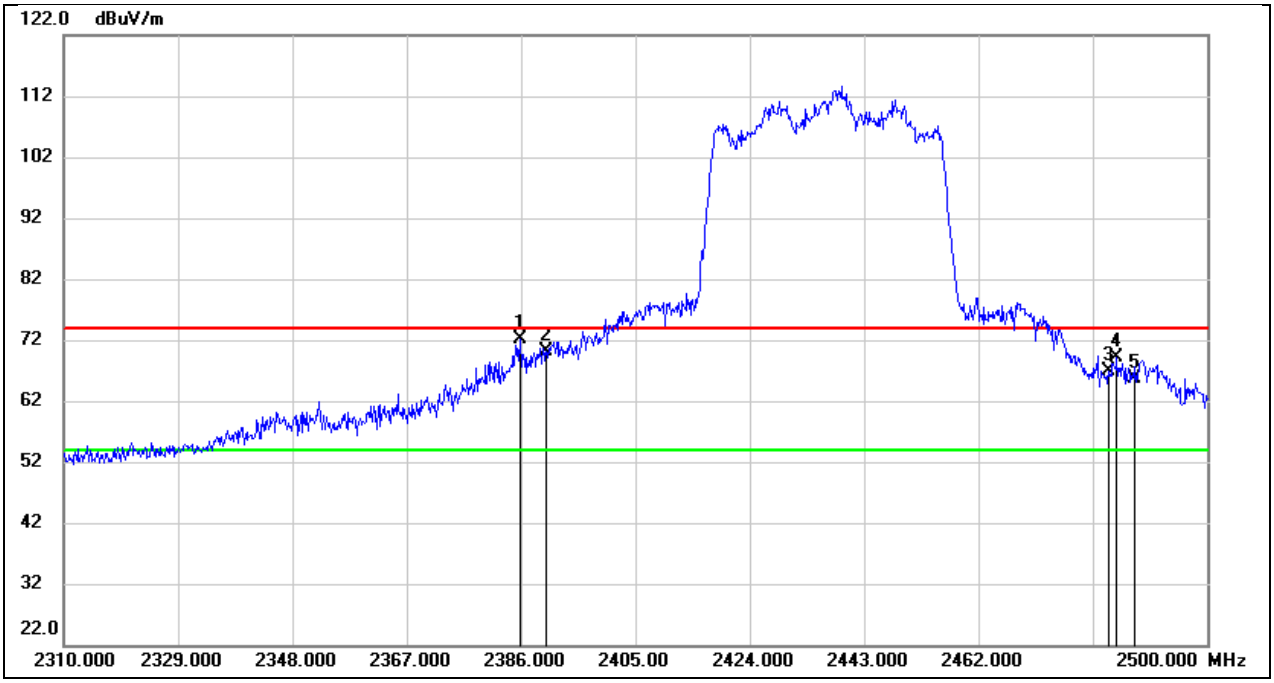

No.	Frequency (MHz)	Reading (dBuV)	Correct (dB/m)	Result (dBuV/m)	Limit (dBuV/m)	Margin (dB)	Remark
1	2385.810	39.87	32.14	72.01	74.00	-1.99	peak
2	2390.000	37.92	32.16	70.08	74.00	-3.92	peak
3	2483.500	34.48	32.44	66.92	74.00	-7.08	peak
4	2484.990	36.64	32.44	69.08	74.00	-4.92	peak
5	2487.840	33.07	32.46	65.53	74.00	-8.47	peak

This report shall not be reproduced except in full, without the written approval of UL Verification Services (Guangzhou) Co., Ltd, Song Shan Lake Branch.

Test Mode:	802.11ax HE40 AV	Frequency(MHz):	2437
Polarity:	Vertical	Test Voltage:	DC 12 V

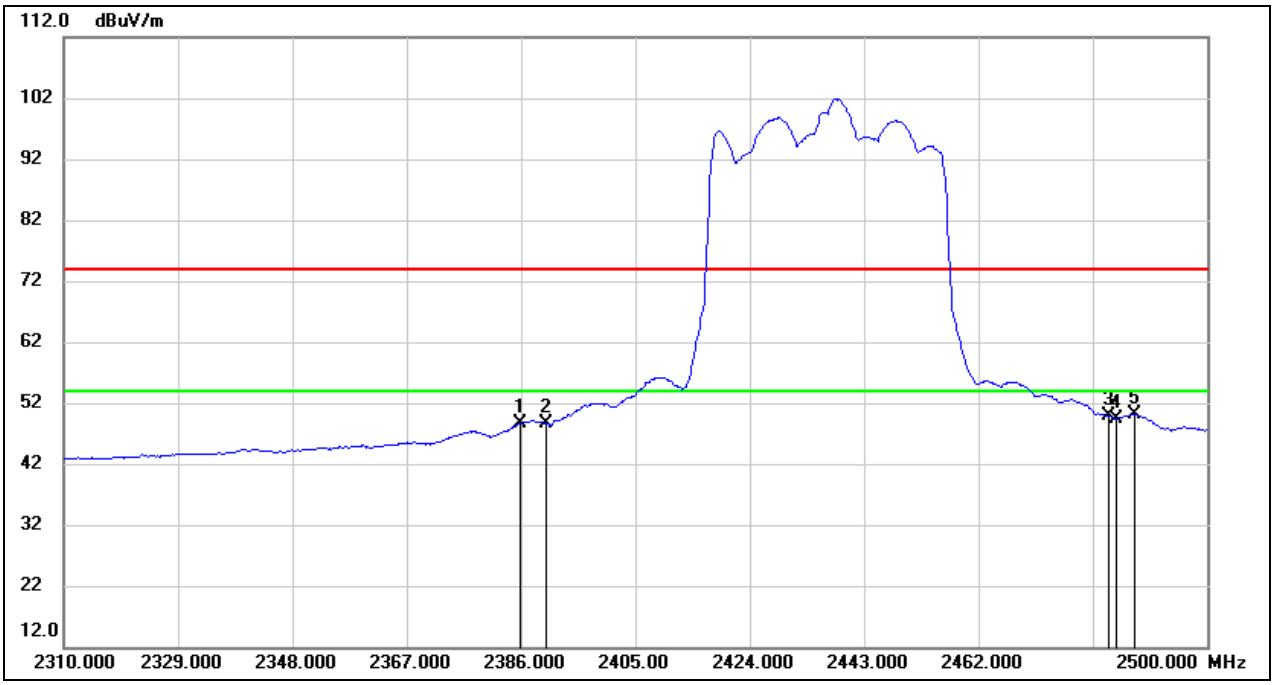

No.	Frequency (MHz)	Reading (dBuV)	Correct (dB/m)	Result (dBuV/m)	Limit (dBuV/m)	Margin (dB)	Remark
1	2385.810	16.41	32.14	48.55	54.00	-5.45	AVG
2	2390.000	16.42	32.16	48.58	54.00	-5.42	AVG
3	2483.500	17.41	32.44	49.85	54.00	-4.15	AVG
4	2484.990	16.87	32.44	49.31	54.00	-4.69	AVG
5	2487.840	17.78	32.46	50.24	54.00	-3.76	AVG

This report shall not be reproduced except in full, without the written approval of UL Verification Services (Guangzhou) Co., Ltd, Song Shan Lake Branch.

Test Mode:	802.11ax HE40 PK	Channel:	2447
Polarity:	Vertical	Test Voltage:	DC 12 V

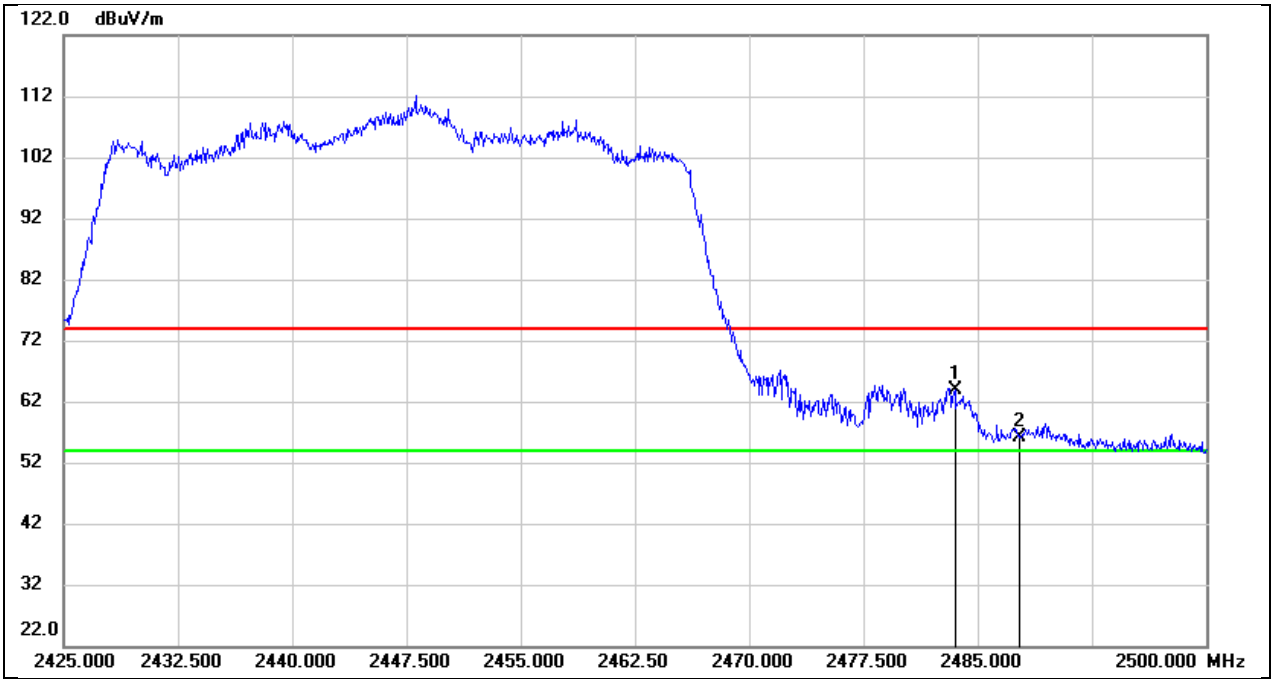

No.	Frequency (MHz)	Reading (dBuV)	Correct (dB/m)	Result (dBuV/m)	Limit (dBuV/m)	Margin (dB)	Remark
1	2483.500	31.52	32.44	63.96	74.00	-10.04	peak
2	2487.775	23.78	32.46	56.24	74.00	-17.76	peak

This report shall not be reproduced except in full, without the written approval of UL Verification Services (Guangzhou) Co., Ltd, Song Shan Lake Branch.

Test Mode:	802.11ax HE40 AV	Channel:	2447
Polarity:	Vertical	Test Voltage:	DC 12 V

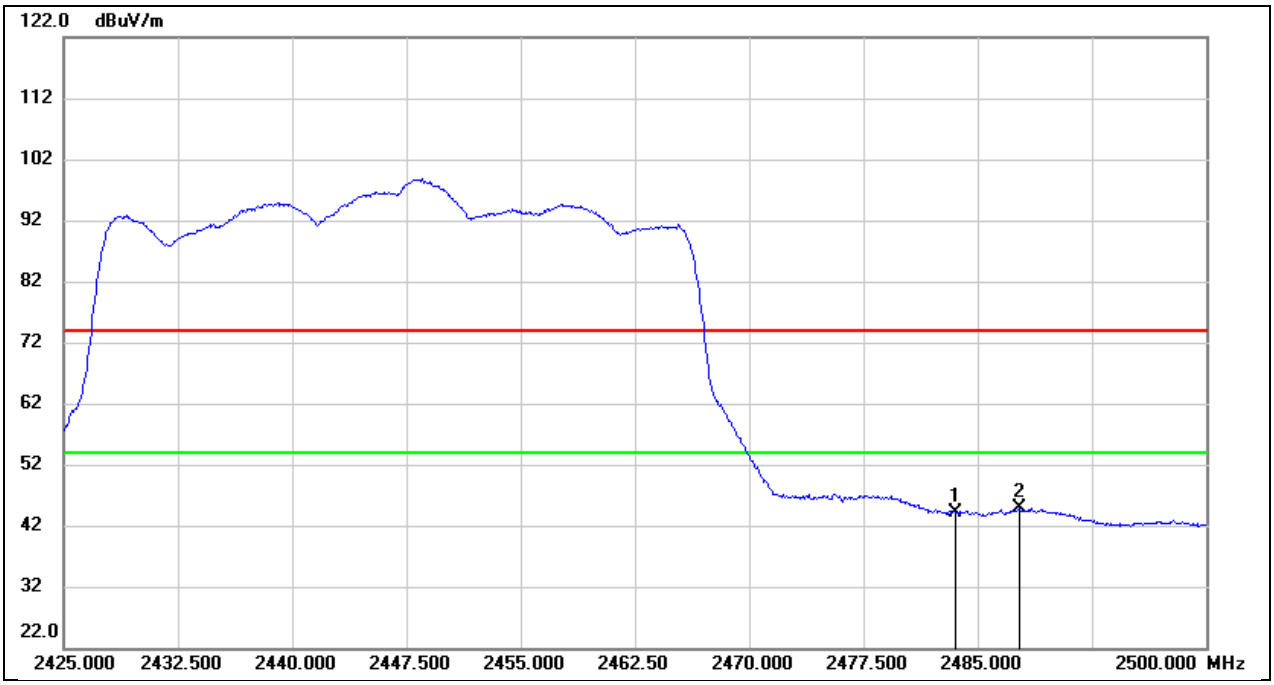

No.	Frequency (MHz)	Reading (dBuV)	Correct (dB/m)	Result (dBuV/m)	Limit (dBuV/m)	Margin (dB)	Remark
1	2483.500	11.70	32.44	44.14	54.00	-9.86	AVG
2	2487.775	12.42	32.46	44.88	54.00	-9.12	AVG

This report shall not be reproduced except in full, without the written approval of UL Verification Services (Guangzhou) Co., Ltd, Song Shan Lake Branch.

Test Mode:	802.11ax HE40 PK	Channel:	2452
Polarity:	Vertical	Test Voltage:	DC 12 V

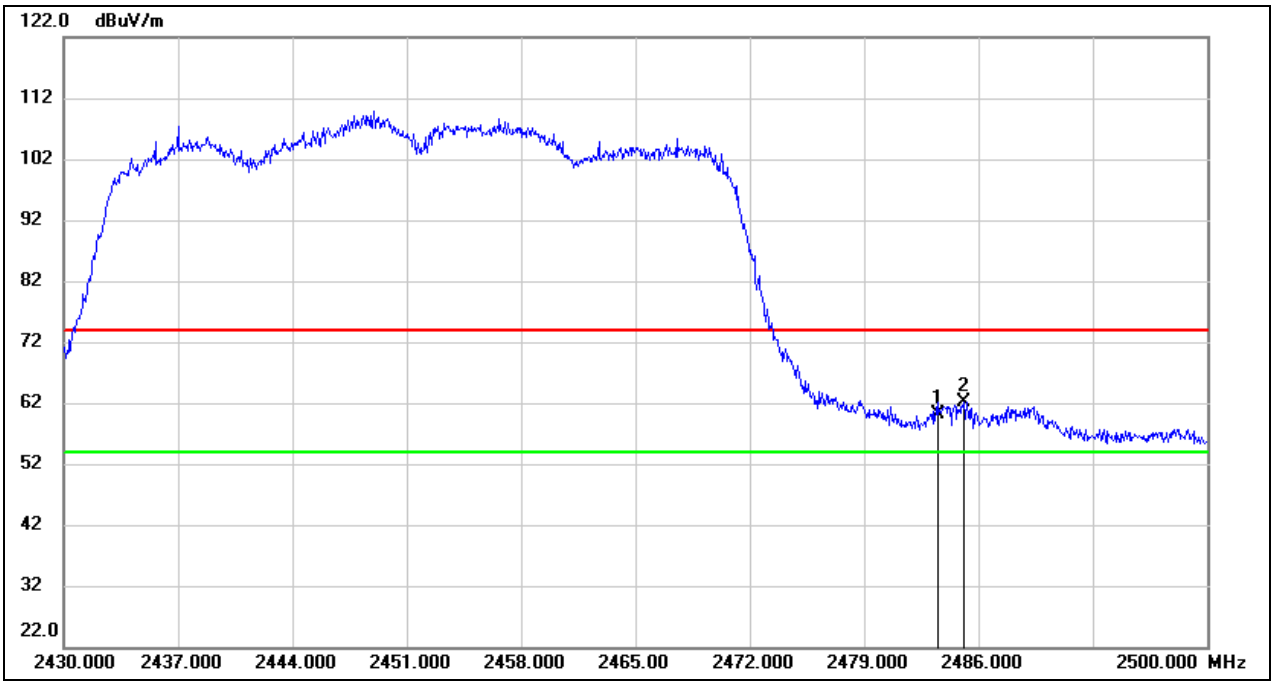

No.	Frequency (MHz)	Reading (dBuV)	Correct (dB/m)	Result (dBuV/m)	Limit (dBuV/m)	Margin (dB)	Remark
1	2483.500	27.80	32.44	60.24	74.00	-13.76	peak
2	2485.090	29.67	32.44	62.11	74.00	-11.89	peak

This report shall not be reproduced except in full, without the written approval of UL Verification Services (Guangzhou) Co., Ltd, Song Shan Lake Branch.

Test Mode:	802.11ax HE40 AV	Channel:	2452
Polarity:	Vertical	Test Voltage:	DC 12 V

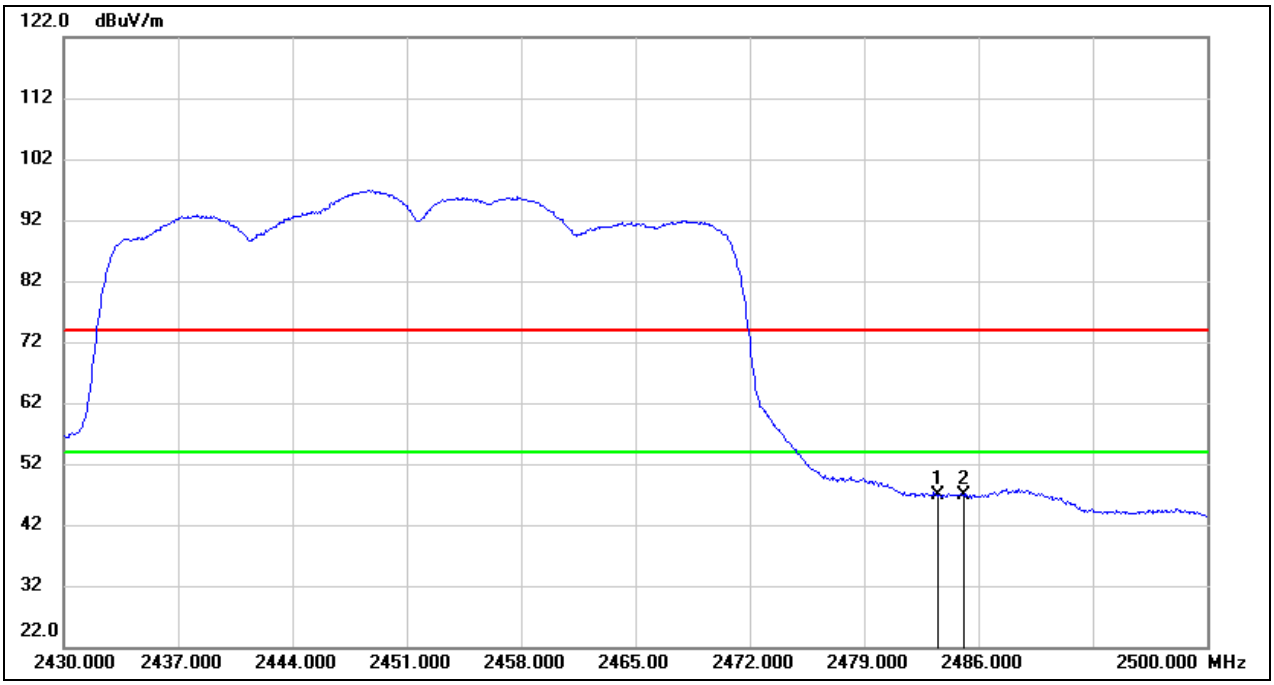

No.	Frequency (MHz)	Reading (dBuV)	Correct (dB/m)	Result (dBuV/m)	Limit (dBuV/m)	Margin (dB)	Remark
1	2483.500	14.32	32.44	46.76	54.00	-7.24	AVG
2	2485.090	14.38	32.44	46.82	54.00	-7.18	AVG

This report shall not be reproduced except in full, without the written approval of UL Verification Services (Guangzhou) Co., Ltd, Song Shan Lake Branch.

8.2. SPURIOUS EMISSIONS(1 GHZ~3 GHZ)

Test Mode:	802.11b	Channel:	2412
Polarity:	Horizontal	Test Voltage:	DC 12 V

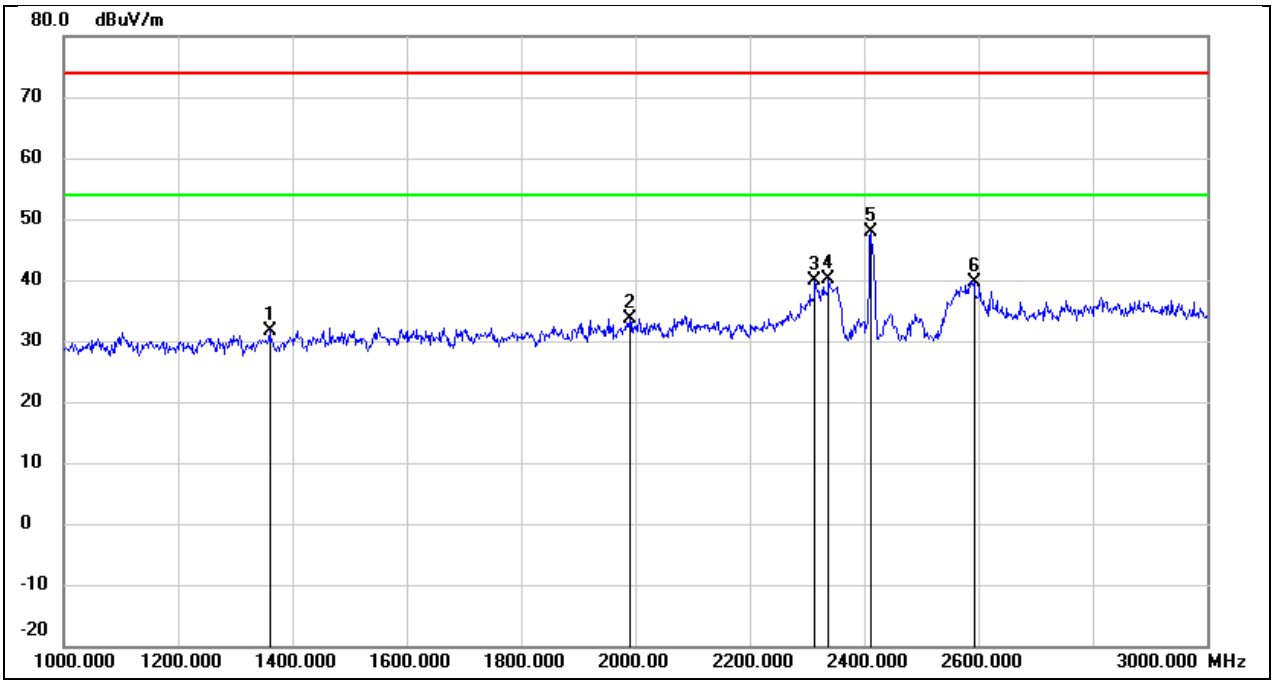

No.	Frequency (MHz)	Reading (dBuV)	Correct (dB/m)	Result (dBuV/m)	Limit (dBuV/m)	Margin (dB)	Remark
1	1360.000	44.96	-13.36	31.60	74.00	-42.40	peak
2	1990.000	44.72	-11.09	33.63	74.00	-40.37	peak
3	2314.000	49.29	-9.44	39.85	74.00	-34.15	peak
4	2338.000	49.38	-9.32	40.06	74.00	-33.94	peak
5	2412.000	56.94	-8.94	48.00	74.00	-26.00	peak
6	2592.000	47.85	-8.21	39.64	74.00	-34.36	peak

This report shall not be reproduced except in full, without the written approval of UL Verification Services (Guangzhou) Co., Ltd, Song Shan Lake Branch.

Test Mode:	802.11b	Channel:	2412
Polarity:	Vertical	Test Voltage:	DC 12 V

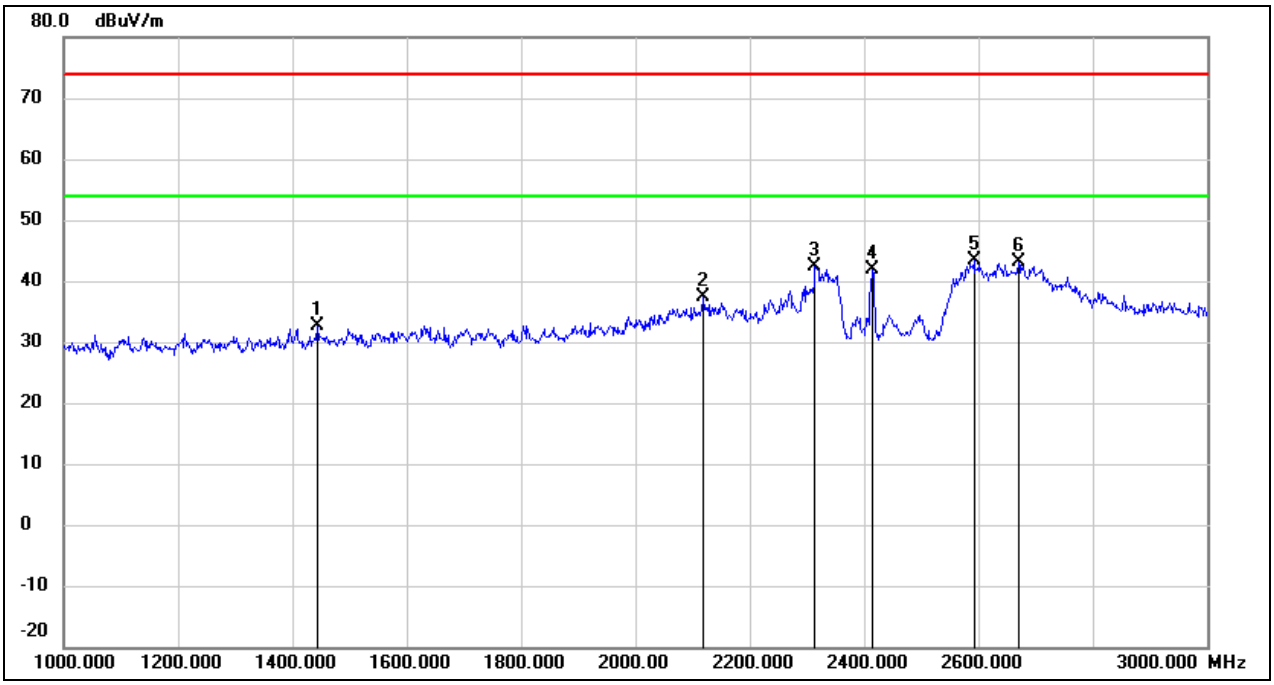

No.	Frequency (MHz)	Reading (dBuV)	Correct (dB/m)	Result (dBuV/m)	Limit (dBuV/m)	Margin (dB)	Remark
1	1444.000	45.72	-12.97	32.75	74.00	-41.25	peak
2	2118.000	47.75	-10.45	37.30	74.00	-36.70	peak
3	2314.000	51.93	-9.44	42.49	74.00	-31.51	peak
4	2414.000	50.73	-8.93	41.80	74.00	-32.20	peak
5	2592.000	51.60	-8.21	43.39	74.00	-30.61	peak
6	2670.000	51.11	-7.97	43.14	74.00	-30.86	peak

This report shall not be reproduced except in full, without the written approval of UL Verification Services (Guangzhou) Co., Ltd, Song Shan Lake Branch.

Test Mode:	802.11b	Channel:	2437
Polarity:	Horizontal	Test Voltage:	DC 12 V

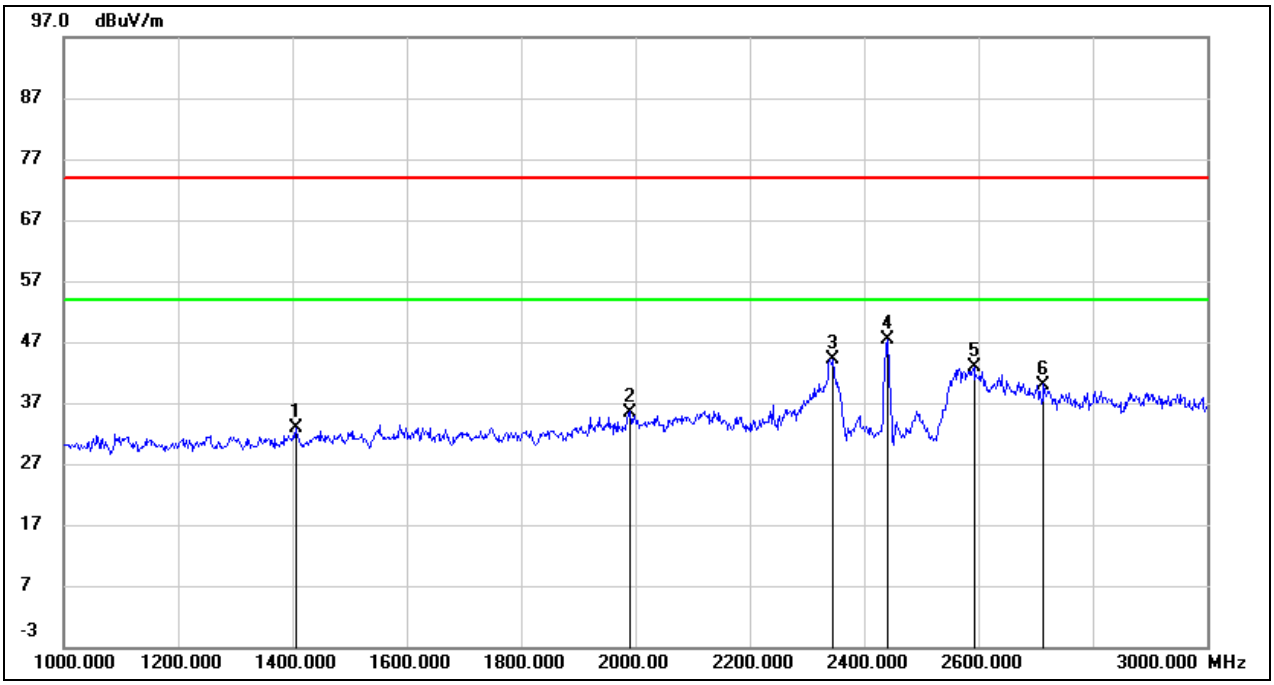

No.	Frequency (MHz)	Reading (dBuV)	Correct (dB/m)	Result (dBuV/m)	Limit (dBuV/m)	Margin (dB)	Remark
1	1406.000	46.09	-13.15	32.94	74.00	-41.06	peak
2	1990.000	46.59	-11.09	35.50	74.00	-38.50	peak
3	2344.000	53.45	-9.30	44.15	74.00	-29.85	peak
4	2440.000	56.10	-8.80	47.30	74.00	-26.70	peak
5	2592.000	51.08	-8.21	42.87	74.00	-31.13	peak
6	2714.000	47.84	-7.84	40.00	74.00	-34.00	peak

This report shall not be reproduced except in full, without the written approval of UL Verification Services (Guangzhou) Co., Ltd, Song Shan Lake Branch.

Test Mode:	802.11b	Channel:	2437
Polarity:	Vertical	Test Voltage:	DC 12 V

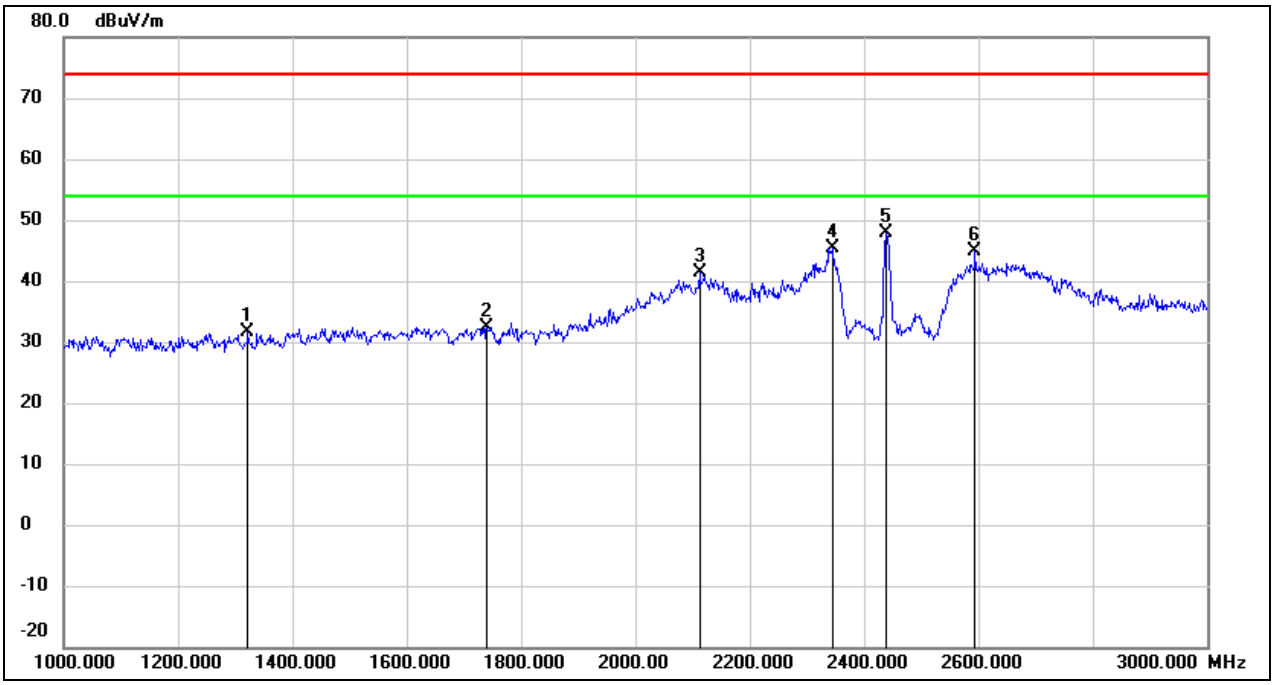

No.	Frequency (MHz)	Reading (dBuV)	Correct (dB/m)	Result (dBuV/m)	Limit (dBuV/m)	Margin (dB)	Remark
1	1322.000	45.11	-13.54	31.57	74.00	-42.43	peak
2	1740.000	44.40	-11.91	32.49	74.00	-41.51	peak
3	2112.000	51.79	-10.48	41.31	74.00	-32.69	peak
4	2344.000	54.60	-9.30	45.30	74.00	-28.70	peak
5	2438.000	56.78	-8.80	47.98	74.00	-26.02	peak
6	2594.000	52.99	-8.20	44.79	74.00	-29.21	peak

This report shall not be reproduced except in full, without the written approval of UL Verification Services (Guangzhou) Co., Ltd, Song Shan Lake Branch.

Test Mode:	802.11b	Channel:	2462
Polarity:	Horizontal	Test Voltage:	DC 12 V

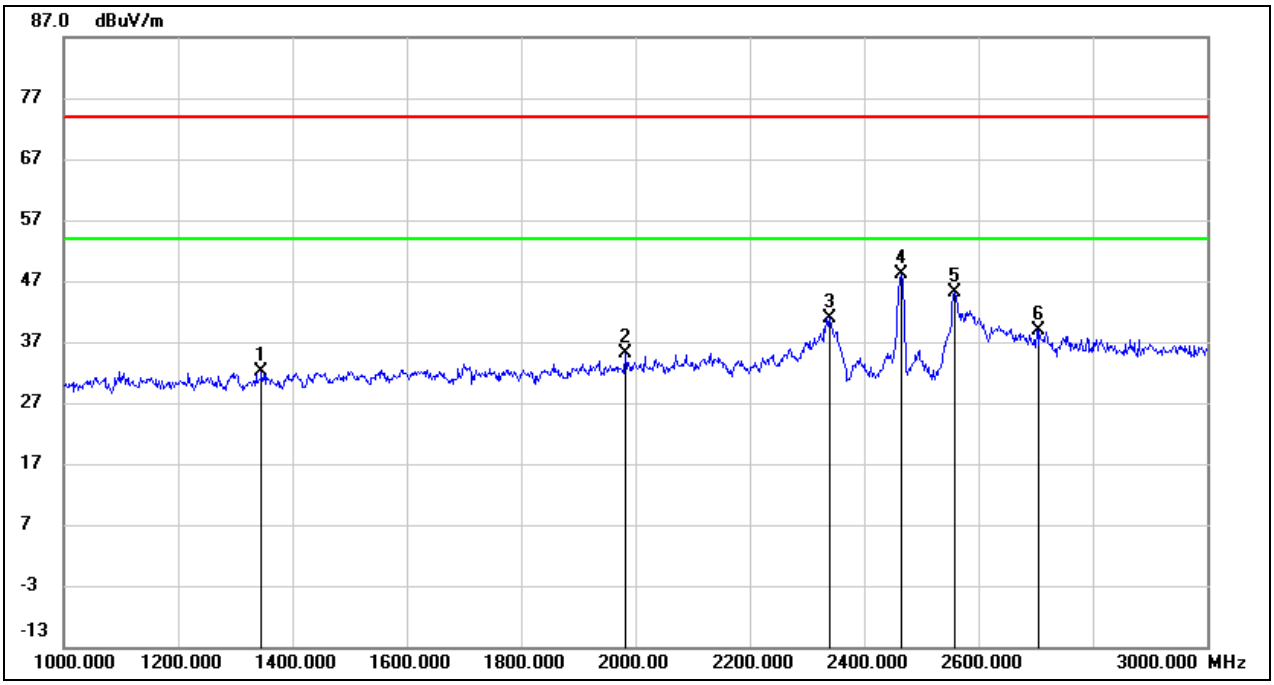

No.	Frequency (MHz)	Reading (dBuV)	Correct (dB/m)	Result (dBuV/m)	Limit (dBuV/m)	Margin (dB)	Remark
1	1346.000	45.55	-13.42	32.13	74.00	-41.87	peak
2	1982.000	46.22	-11.12	35.10	74.00	-38.90	peak
3	2340.000	50.27	-9.31	40.96	74.00	-33.04	peak
4	2466.000	56.83	-8.66	48.17	74.00	-25.83	peak
5	2558.000	53.45	-8.32	45.13	74.00	-28.87	peak
6	2706.000	46.84	-7.87	38.97	74.00	-35.03	peak

This report shall not be reproduced except in full, without the written approval of UL Verification Services (Guangzhou) Co., Ltd, Song Shan Lake Branch.

Test Mode:	802.11b	Channel:	2462
Polarity:	Vertical	Test Voltage:	DC 12 V

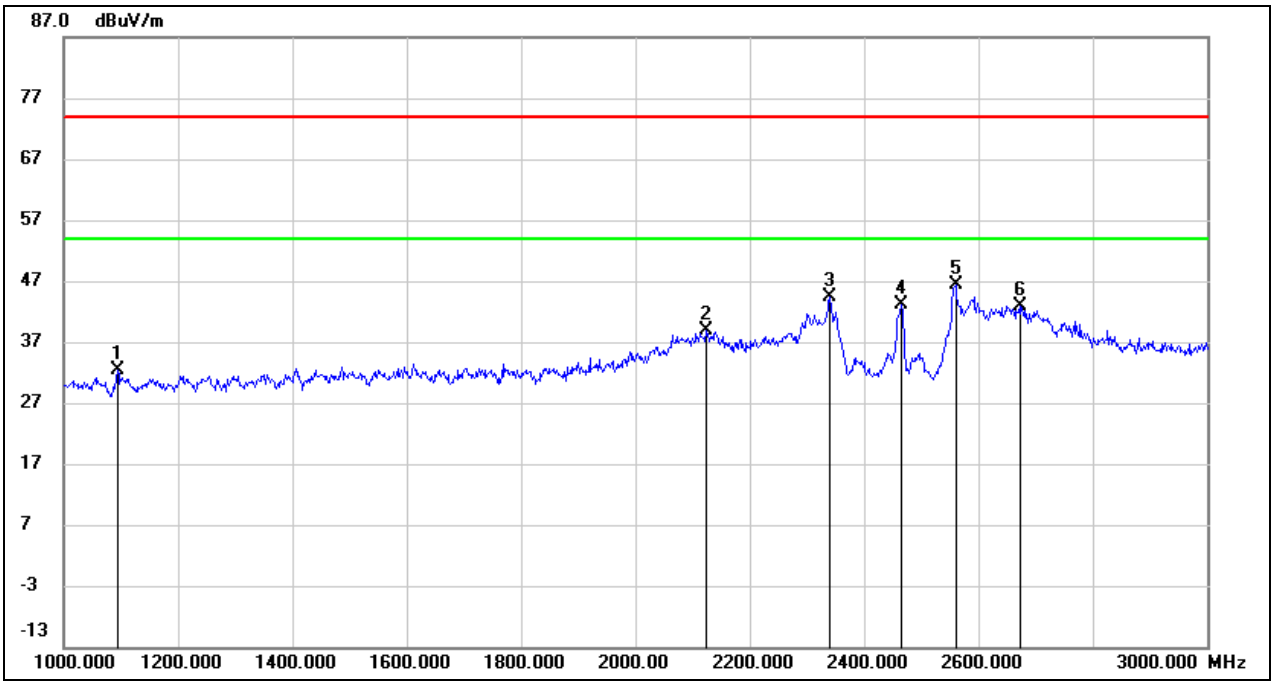

No.	Frequency (MHz)	Reading (dBuV)	Correct (dB/m)	Result (dBuV/m)	Limit (dBuV/m)	Margin (dB)	Remark
1	1094.000	46.88	-14.59	32.29	74.00	-41.71	peak
2	2124.000	49.20	-10.42	38.78	74.00	-35.22	peak
3	2340.000	53.68	-9.31	44.37	74.00	-29.63	peak
4	2464.000	51.85	-8.68	43.17	74.00	-30.83	peak
5	2560.000	54.75	-8.31	46.44	74.00	-27.56	peak
6	2672.000	50.95	-7.97	42.98	74.00	-31.02	peak

This report shall not be reproduced except in full, without the written approval of UL Verification Services (Guangzhou) Co., Ltd, Song Shan Lake Branch.

8.3. SPURIOUS EMISSIONS(3 GHZ~18 GHZ)

Test Mode:	802.11b	Channel:	2412
Polarity:	Horizontal	Test Voltage:	DC 12 V

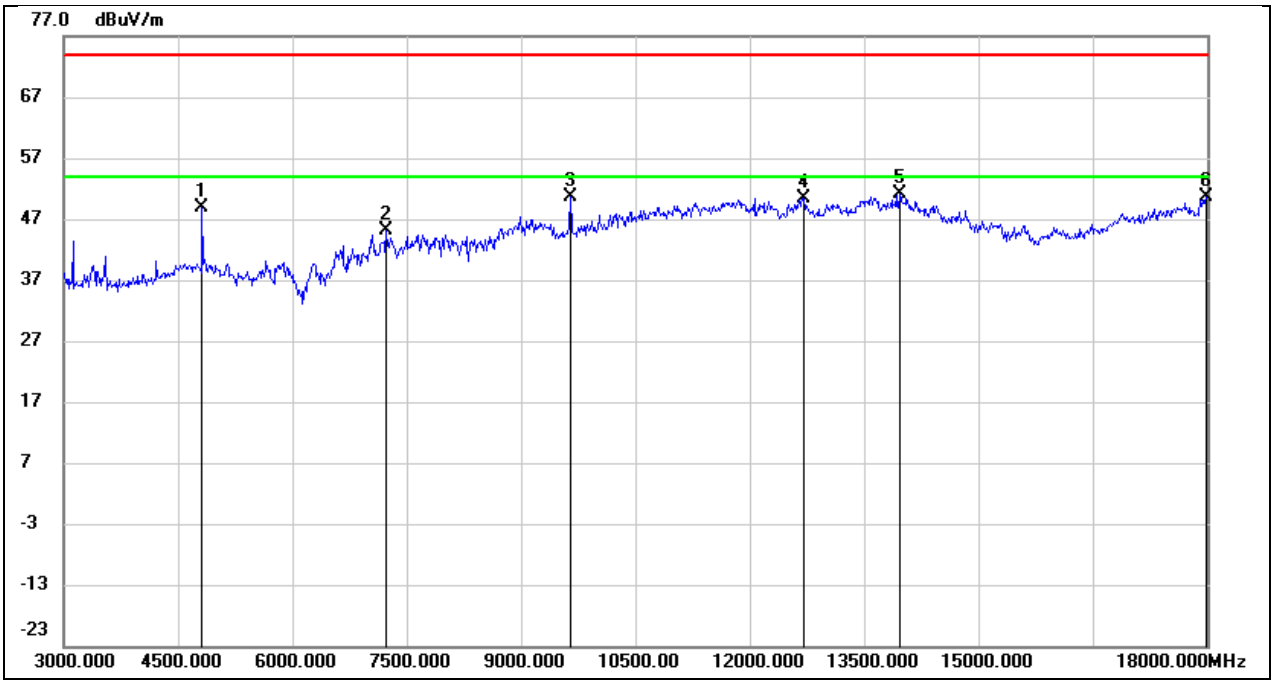

No.	Frequency (MHz)	Reading (dBuV)	Correct (dB/m)	Result (dBuV/m)	Limit (dBuV/m)	Margin (dB)	Remark
1	4815.000	49.15	-0.26	48.89	74.00	-25.11	peak
2	7230.000	38.68	6.53	45.21	74.00	-28.79	peak
3	9645.000	39.44	11.08	50.52	74.00	-23.48	peak
4	12705.000	32.28	18.06	50.34	74.00	-23.66	peak
5	13965.000	29.15	21.89	51.04	74.00	-22.96	peak
6	17985.000	25.00	25.60	50.60	74.00	-23.40	peak

This report shall not be reproduced except in full, without the written approval of UL Verification Services (Guangzhou) Co., Ltd, Song Shan Lake Branch.

Test Mode:	802.11b	Channel:	2412
Polarity:	Vertical	Test Voltage:	DC 12 V

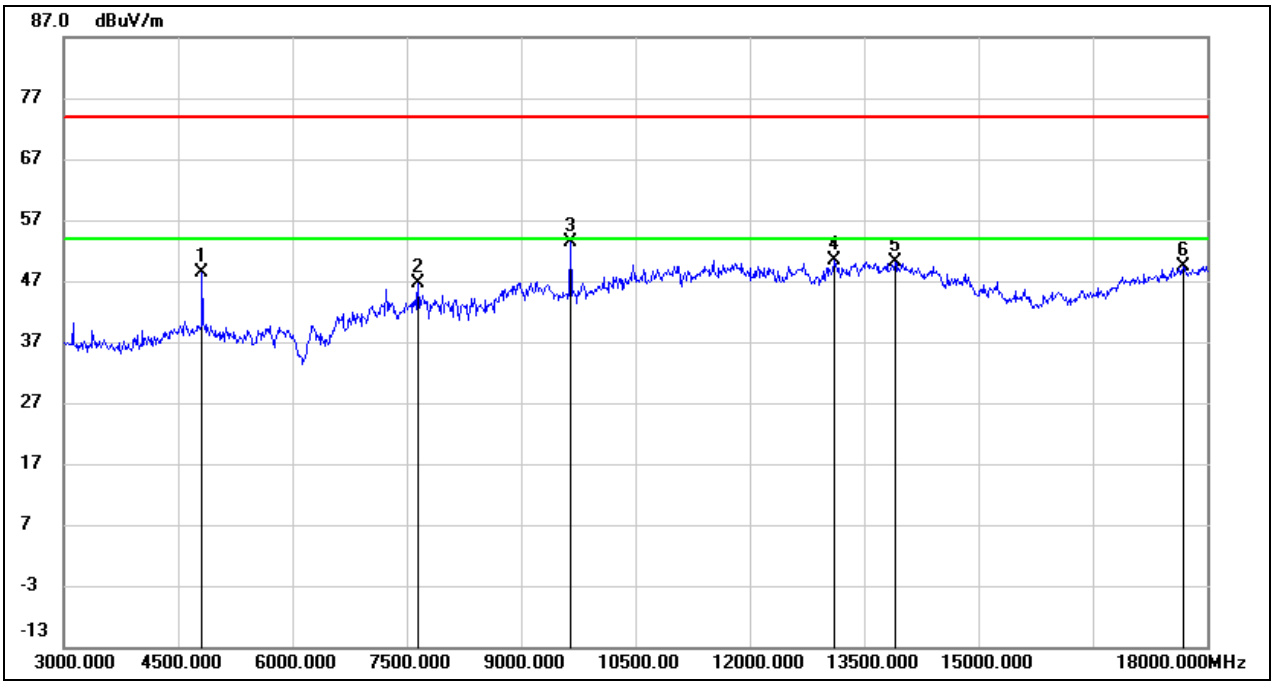

No.	Frequency (MHz)	Reading (dBuV)	Correct (dB/m)	Result (dBuV/m)	Limit (dBuV/m)	Margin (dB)	Remark
1	4815.000	48.73	-0.26	48.47	74.00	-25.53	peak
2	7650.000	40.41	6.33	46.74	74.00	-27.26	peak
3	9645.000	42.32	11.08	53.40	74.00	-20.60	peak
4	13110.000	31.29	19.20	50.49	74.00	-23.51	peak
5	13905.000	28.27	21.76	50.03	74.00	-23.97	peak
6	17685.000	25.60	23.82	49.42	74.00	-24.58	peak

This report shall not be reproduced except in full, without the written approval of UL Verification Services (Guangzhou) Co., Ltd, Song Shan Lake Branch.

Test Mode:	802.11b	Channel:	2437
Polarity:	Horizontal	Test Voltage:	DC 12 V

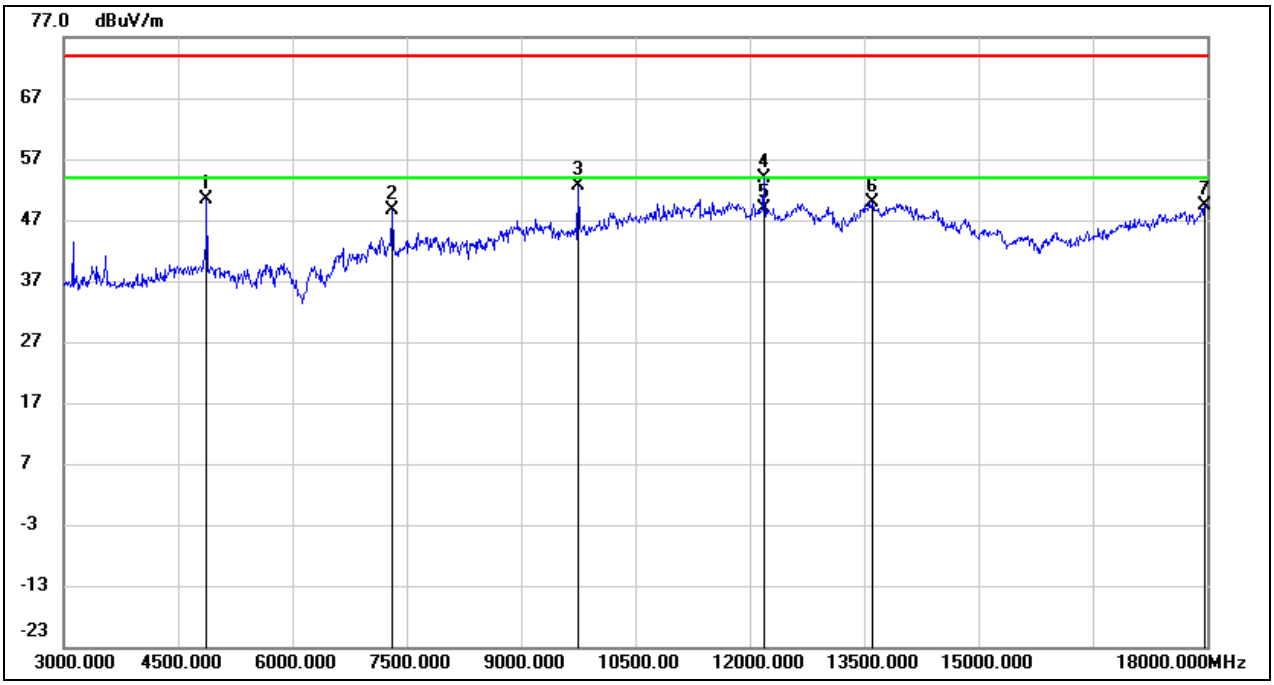

No.	Frequency (MHz)	Reading (dBuV)	Correct (dB/m)	Result (dBuV/m)	Limit (dBuV/m)	Margin (dB)	Remark
1	4875.000	50.50	-0.03	50.47	74.00	-23.53	peak
2	7305.000	42.26	6.47	48.73	74.00	-25.27	peak
3	9750.000	41.33	11.35	52.68	74.00	-21.32	peak
4	12180.000	35.96	17.83	53.79	74.00	-20.21	peak
5	12180.000	31.08	17.83	48.91	54.00	-5.09	AVG
6	13605.000	28.70	21.12	49.82	74.00	-24.18	peak
7	17970.000	23.92	25.51	49.43	74.00	-24.57	peak

This report shall not be reproduced except in full, without the written approval of UL Verification Services (Guangzhou) Co., Ltd, Song Shan Lake Branch.

Test Mode:	802.11b	Channel:	2437
Polarity:	Vertical	Test Voltage:	DC 12 V

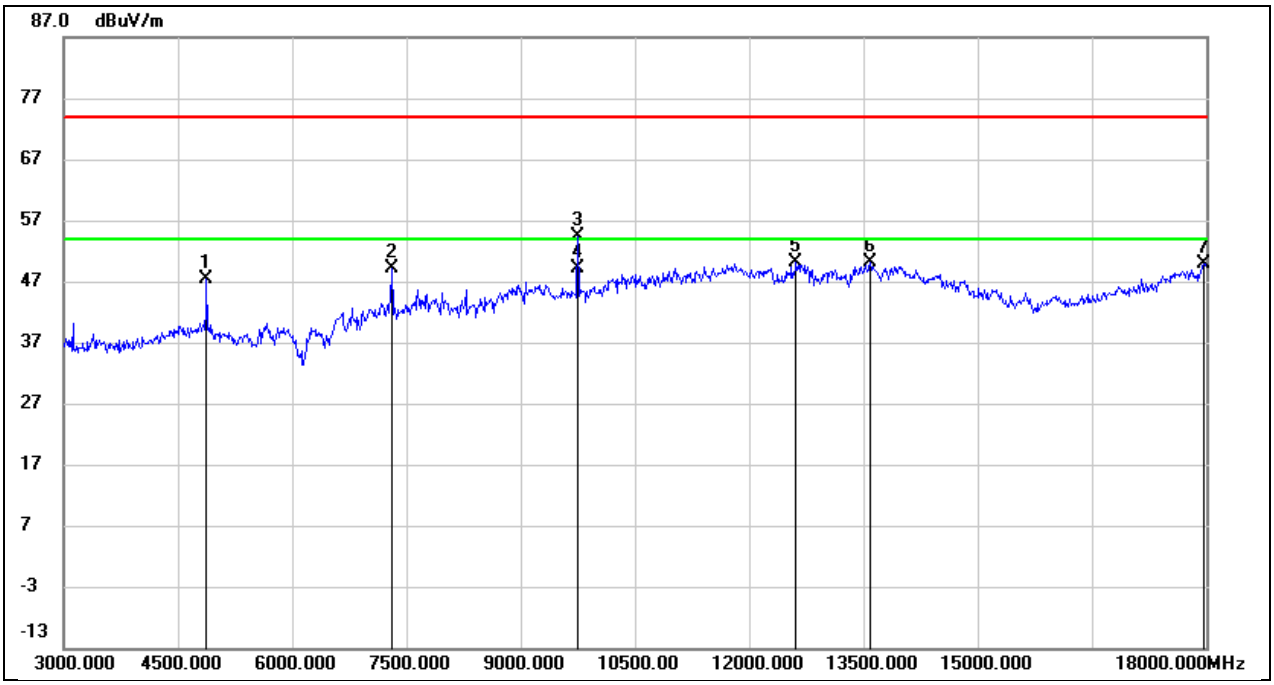

No.	Frequency (MHz)	Reading (dBuV)	Correct (dB/m)	Result (dBuV/m)	Limit (dBuV/m)	Margin (dB)	Remark
1	4875.000	47.31	-0.03	47.28	74.00	-26.72	peak
2	7305.000	42.61	6.47	49.08	74.00	-24.92	peak
3	9750.000	43.02	11.35	54.37	74.00	-19.63	peak
4	9750.000	37.77	11.35	49.12	54.00	-4.88	AVG
5	12615.000	32.34	17.86	50.20	74.00	-23.80	peak
6	13590.000	29.08	21.09	50.17	74.00	-23.83	peak
7	17970.000	24.46	25.51	49.97	74.00	-24.03	peak

This report shall not be reproduced except in full, without the written approval of UL Verification Services (Guangzhou) Co., Ltd, Song Shan Lake Branch.

Test Mode:	802.11b	Channel:	2462
Polarity:	Horizontal	Test Voltage:	DC 12 V

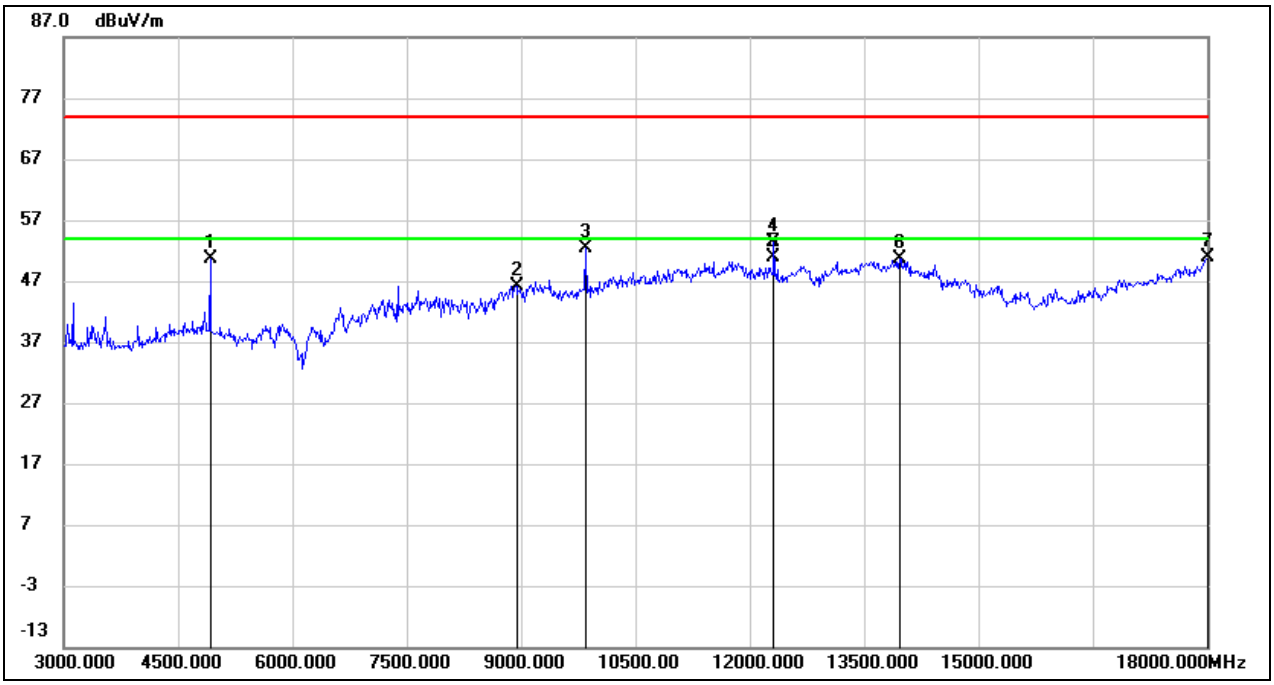

No.	Frequency (MHz)	Reading (dBuV)	Correct (dB/m)	Result (dBuV/m)	Limit (dBuV/m)	Margin (dB)	Remark
1	4920.000	50.59	0.14	50.73	74.00	-23.27	peak
2	8940.000	36.06	10.04	46.10	74.00	-27.90	peak
3	9840.000	40.86	11.59	52.45	74.00	-21.55	peak
4	12315.000	35.57	17.74	53.31	74.00	-20.69	peak
5	12315.000	33.12	17.74	50.86	54.00	-3.14	AVG
6	13965.000	28.80	21.89	50.69	74.00	-23.31	peak
7	18000.000	25.21	25.69	50.90	74.00	-23.10	peak

This report shall not be reproduced except in full, without the written approval of UL Verification Services (Guangzhou) Co., Ltd, Song Shan Lake Branch.

Test Mode:	802.11b	Channel:	2462
Polarity:	Vertical	Test Voltage:	DC 12 V

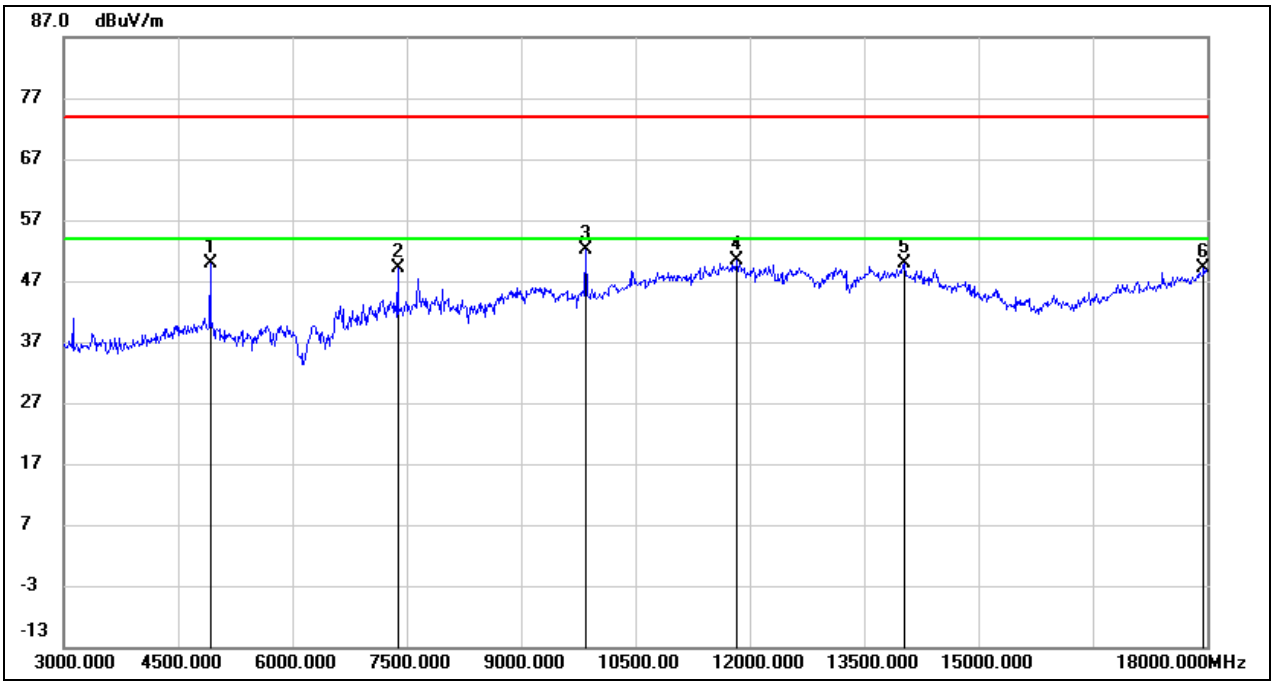

No.	Frequency (MHz)	Reading (dBuV)	Correct (dB/m)	Result (dBuV/m)	Limit (dBuV/m)	Margin (dB)	Remark
1	4920.000	49.73	0.14	49.87	74.00	-24.13	peak
2	7380.000	42.79	6.42	49.21	74.00	-24.79	peak
3	9840.000	40.60	11.59	52.19	74.00	-21.81	peak
4	11835.000	32.82	17.51	50.33	74.00	-23.67	peak
5	14025.000	28.07	21.86	49.93	74.00	-24.07	peak
6	17955.000	23.64	25.42	49.06	74.00	-24.94	peak

This report shall not be reproduced except in full, without the written approval of UL Verification Services (Guangzhou) Co., Ltd, Song Shan Lake Branch.

Test Mode:	802.11g	Channel:	2412
Polarity:	Horizontal	Test Voltage:	DC 12 V

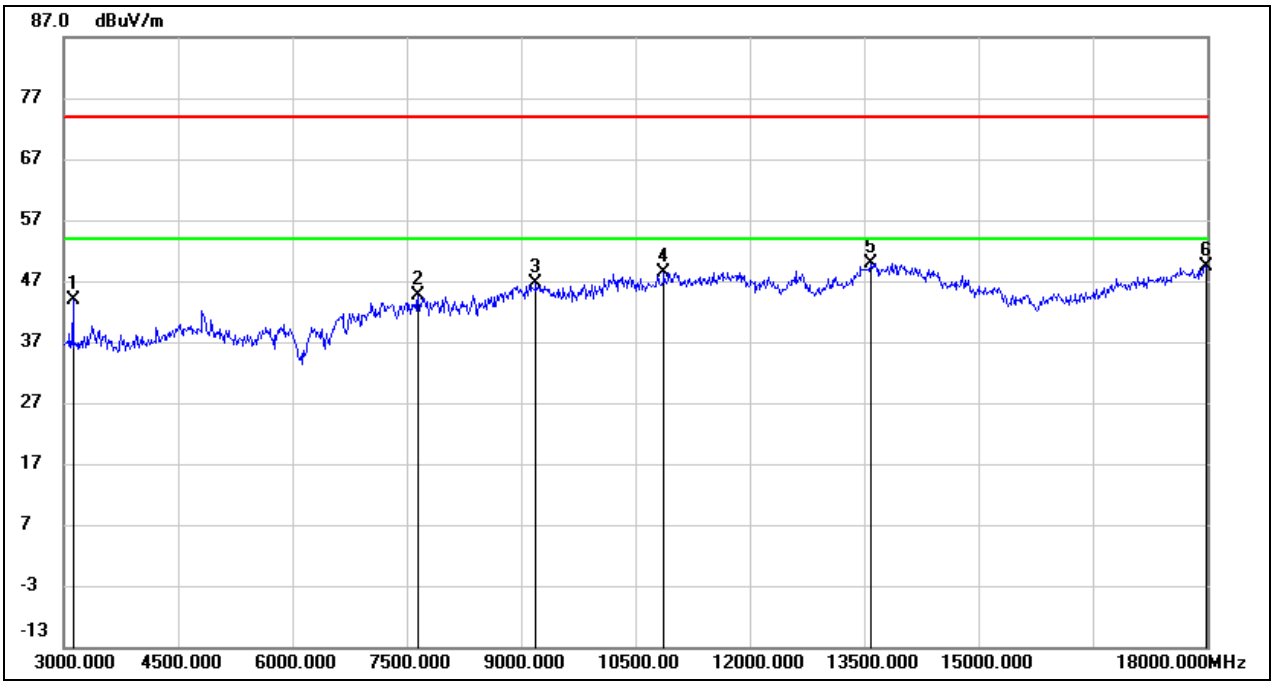

No.	Frequency (MHz)	Reading (dBuV)	Correct (dB/m)	Result (dBuV/m)	Limit (dBuV/m)	Margin (dB)	Remark
1	3120.000	48.99	-5.17	43.82	74.00	-30.18	peak
2	7650.000	38.24	6.33	44.57	74.00	-29.43	peak
3	9195.000	35.95	10.56	46.51	74.00	-27.49	peak
4	10875.000	34.15	14.32	48.47	74.00	-25.53	peak
5	13590.000	28.72	21.09	49.81	74.00	-24.19	peak
6	17985.000	23.78	25.60	49.38	74.00	-24.62	peak

This report shall not be reproduced except in full, without the written approval of UL Verification Services (Guangzhou) Co., Ltd, Song Shan Lake Branch.

Test Mode:	802.11g	Channel:	2412
Polarity:	Vertical	Test Voltage:	DC 12 V

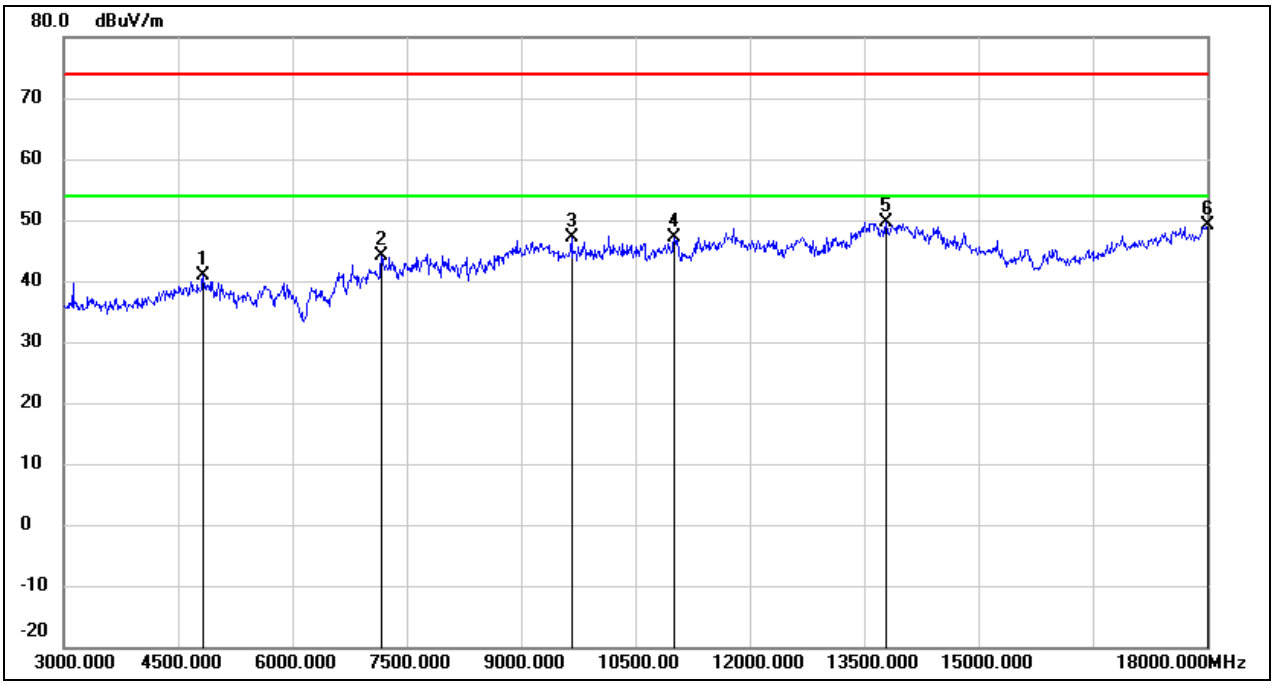

No.	Frequency (MHz)	Reading (dBuV)	Correct (dB/m)	Result (dBuV/m)	Limit (dBuV/m)	Margin (dB)	Remark
1	4830.000	41.01	-0.20	40.81	74.00	-33.19	peak
2	7170.000	37.60	6.56	44.16	74.00	-29.84	peak
3	9660.000	35.94	11.11	47.05	74.00	-26.95	peak
4	11010.000	32.25	14.81	47.06	74.00	-26.94	peak
5	13785.000	28.04	21.51	49.55	74.00	-24.45	peak
6	18000.000	23.47	25.69	49.16	74.00	-24.84	peak

This report shall not be reproduced except in full, without the written approval of UL Verification Services (Guangzhou) Co., Ltd, Song Shan Lake Branch.

Test Mode:	802.11g	Channel:	2437
Polarity:	Horizontal	Test Voltage:	DC 12 V

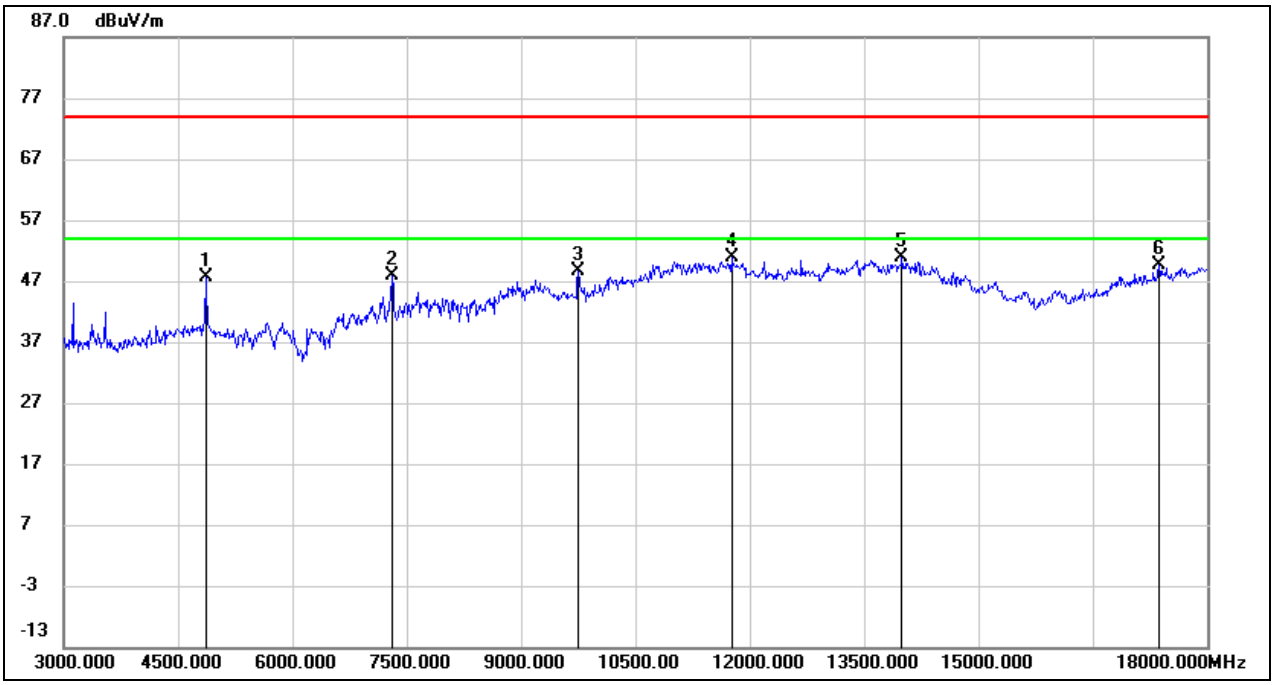

No.	Frequency (MHz)	Reading (dBuV)	Correct (dB/m)	Result (dBuV/m)	Limit (dBuV/m)	Margin (dB)	Remark
1	4860.000	47.77	-0.09	47.68	74.00	-26.32	peak
2	7305.000	41.53	6.47	48.00	74.00	-26.00	peak
3	9750.000	37.27	11.35	48.62	74.00	-25.38	peak
4	11760.000	33.53	17.31	50.84	74.00	-23.16	peak
5	13995.000	29.00	21.95	50.95	74.00	-23.05	peak
6	17370.000	27.26	22.25	49.51	74.00	-24.49	peak

This report shall not be reproduced except in full, without the written approval of UL Verification Services (Guangzhou) Co., Ltd, Song Shan Lake Branch.

Test Mode:	802.11g	Channel:	2437
Polarity:	Vertical	Test Voltage:	DC 12 V

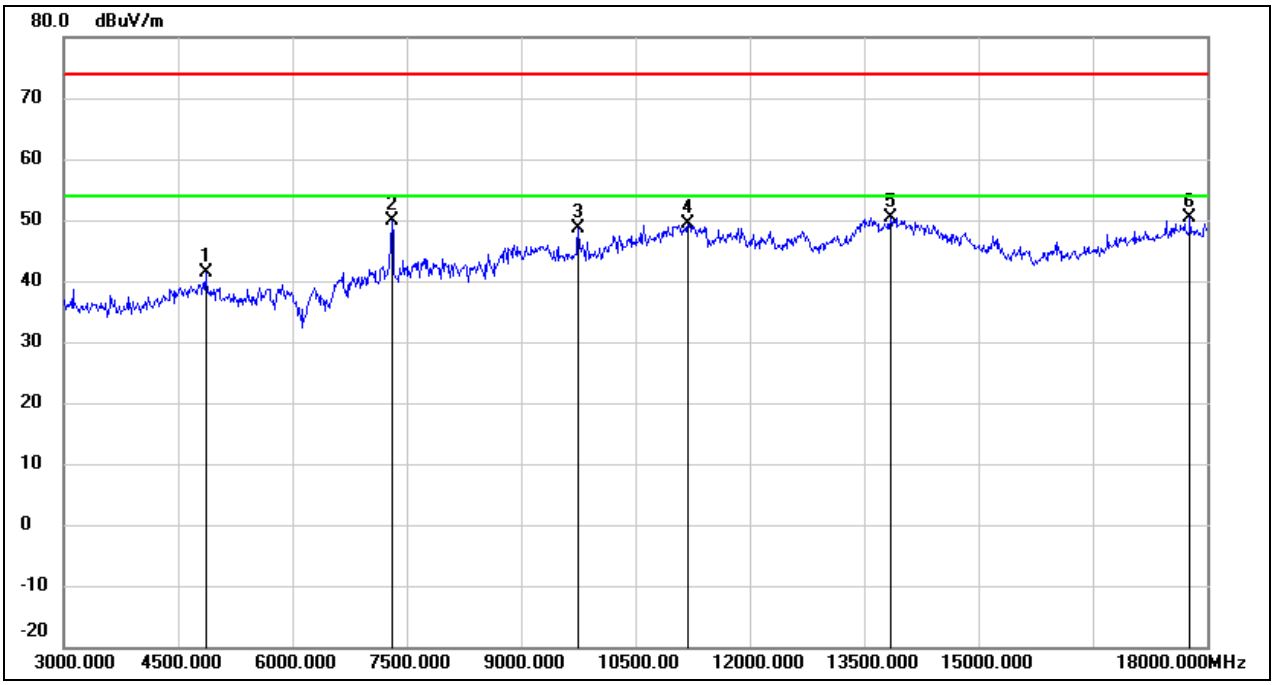

No.	Frequency (MHz)	Reading (dBuV)	Correct (dB/m)	Result (dBuV/m)	Limit (dBuV/m)	Margin (dB)	Remark
1	4860.000	41.41	-0.09	41.32	74.00	-32.68	peak
2	7305.000	43.44	6.47	49.91	74.00	-24.09	peak
3	9750.000	37.23	11.35	48.58	74.00	-25.42	peak
4	11190.000	33.86	15.46	49.32	74.00	-24.68	peak
5	13845.000	28.75	21.62	50.37	74.00	-23.63	peak
6	17775.000	25.95	24.36	50.31	74.00	-23.69	peak

This report shall not be reproduced except in full, without the written approval of UL Verification Services (Guangzhou) Co., Ltd, Song Shan Lake Branch.

Test Mode:	802.11g	Channel:	2462
Polarity:	Horizontal	Test Voltage:	DC 12 V

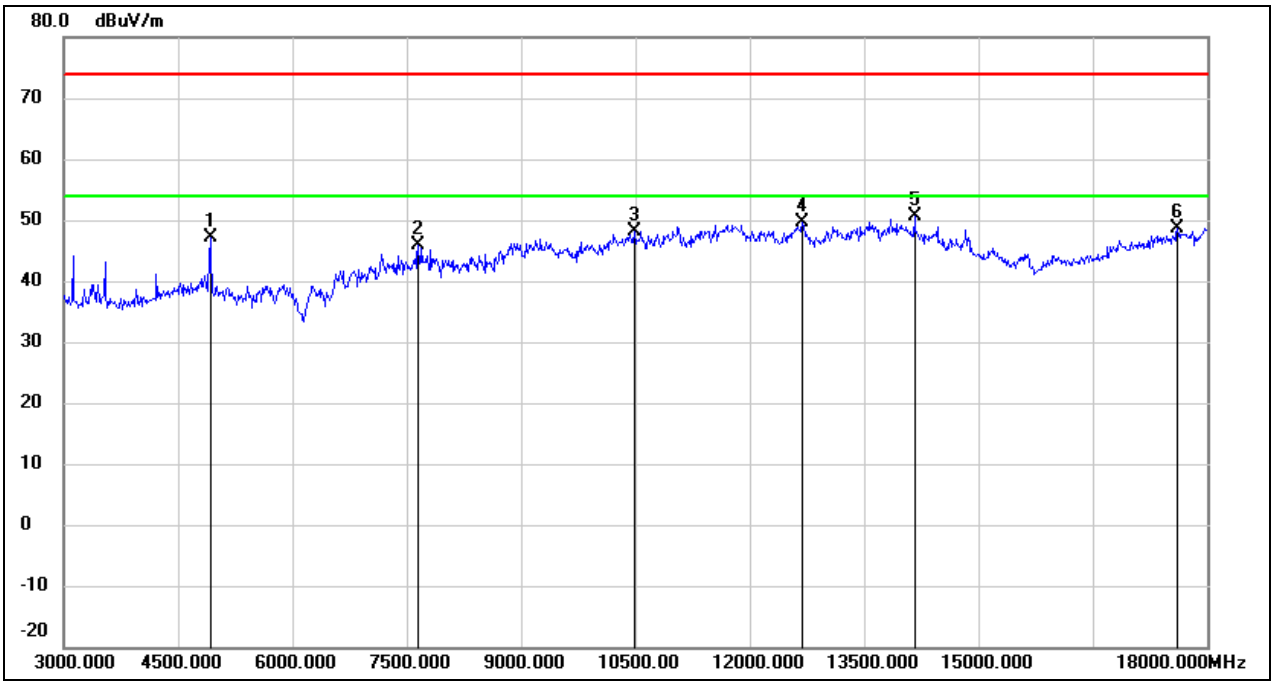

No.	Frequency (MHz)	Reading (dBuV)	Correct (dB/m)	Result (dBuV/m)	Limit (dBuV/m)	Margin (dB)	Remark
1	4920.000	46.99	0.14	47.13	74.00	-26.87	peak
2	7650.000	39.57	6.33	45.90	74.00	-28.10	peak
3	10485.000	35.20	12.97	48.17	74.00	-25.83	peak
4	12690.000	31.55	18.02	49.57	74.00	-24.43	peak
5	14160.000	29.33	21.31	50.64	74.00	-23.36	peak
6	17610.000	25.23	23.38	48.61	74.00	-25.39	peak

This report shall not be reproduced except in full, without the written approval of UL Verification Services (Guangzhou) Co., Ltd, Song Shan Lake Branch.

Test Mode:	802.11g	Channel:	2462
Polarity:	Vertical	Test Voltage:	DC 12 V

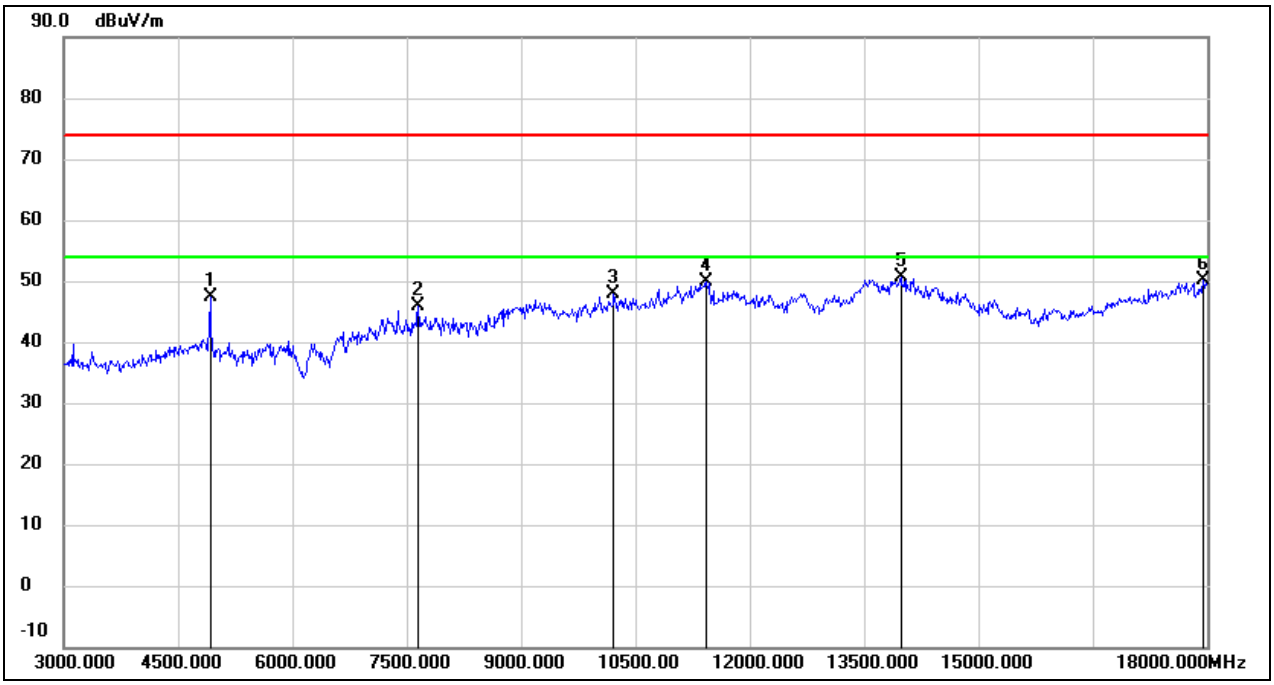

No.	Frequency (MHz)	Reading (dBuV)	Correct (dB/m)	Result (dBuV/m)	Limit (dBuV/m)	Margin (dB)	Remark
1	4920.000	47.13	0.14	47.27	74.00	-26.73	peak
2	7650.000	39.65	6.33	45.98	74.00	-28.02	peak
3	10215.000	35.56	12.43	47.99	74.00	-26.01	peak
4	11430.000	33.57	16.34	49.91	74.00	-24.09	peak
5	13980.000	28.59	21.92	50.51	74.00	-23.49	peak
6	17940.000	24.90	25.34	50.24	74.00	-23.76	peak

This report shall not be reproduced except in full, without the written approval of UL Verification Services (Guangzhou) Co., Ltd, Song Shan Lake Branch.

Test Mode:	802.11n HT20	Frequency(MHz):	2412
Polarity:	Horizontal	Test Voltage:	DC 12 V

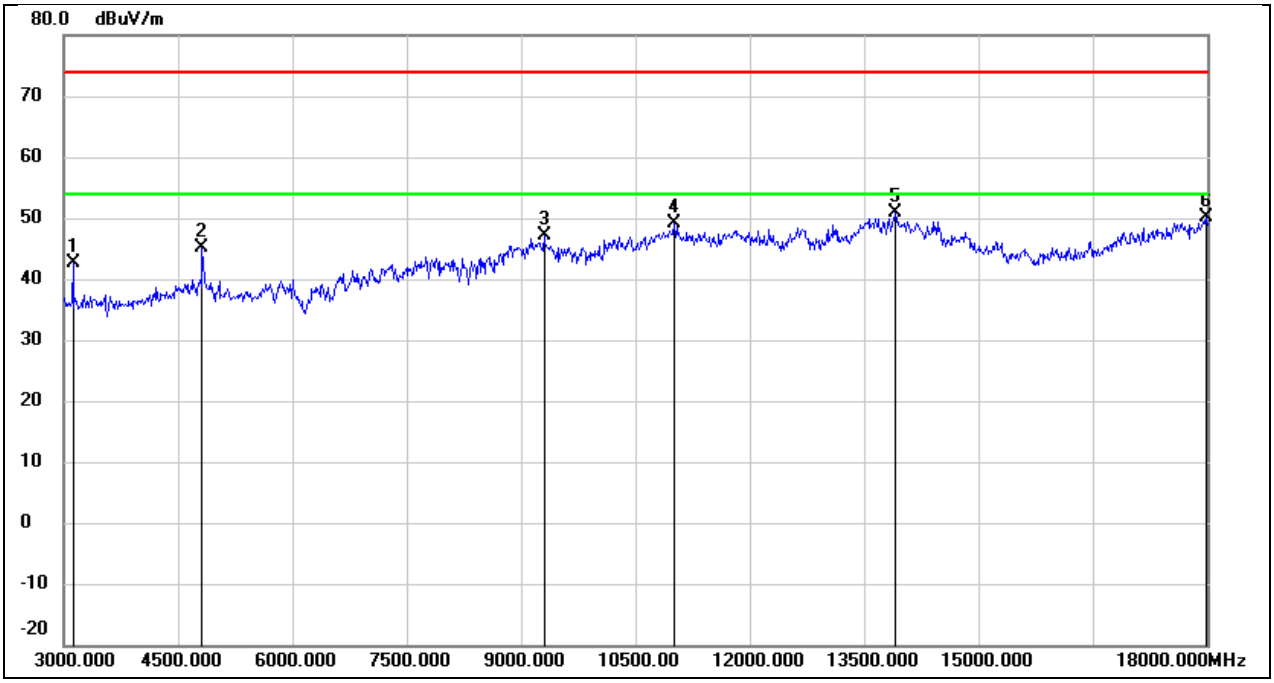

No.	Frequency (MHz)	Reading (dBuV)	Correct (dB/m)	Result (dBuV/m)	Limit (dBuV/m)	Margin (dB)	Remark
1	3120.000	47.74	-5.17	42.57	74.00	-31.43	peak
2	4815.000	45.46	-0.26	45.20	74.00	-28.80	peak
3	9300.000	36.51	10.61	47.12	74.00	-26.88	peak
4	11010.000	34.20	14.81	49.01	74.00	-24.99	peak
5	13905.000	29.04	21.76	50.80	74.00	-23.20	peak
6	17985.000	24.60	25.60	50.20	74.00	-23.80	peak

This report shall not be reproduced except in full, without the written approval of UL Verification Services (Guangzhou) Co., Ltd, Song Shan Lake Branch.

Test Mode:	802.11n HT20	Frequency(MHz):	2412
Polarity:	Vertical	Test Voltage:	DC 12 V

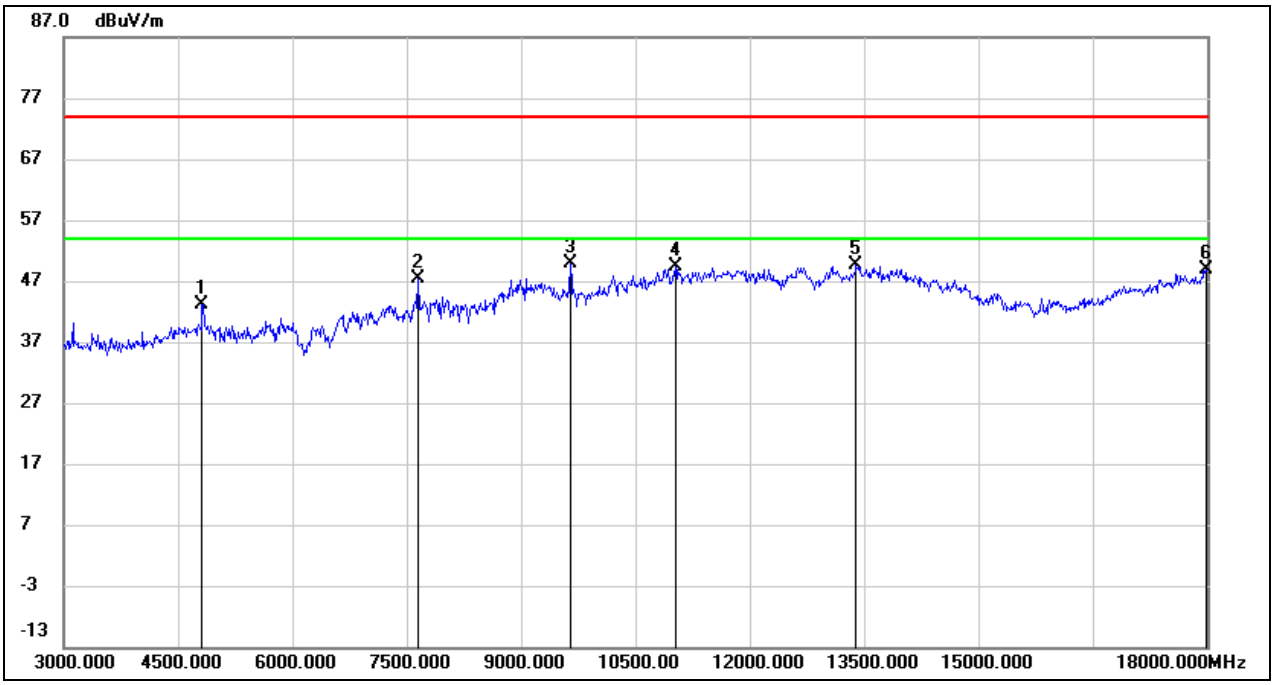

No.	Frequency (MHz)	Reading (dBuV)	Correct (dB/m)	Result (dBuV/m)	Limit (dBuV/m)	Margin (dB)	Remark
1	4815.000	43.42	-0.26	43.16	74.00	-30.84	peak
2	7650.000	40.97	6.33	47.30	74.00	-26.70	peak
3	9645.000	38.77	11.08	49.85	74.00	-24.15	peak
4	11025.000	34.53	14.85	49.38	74.00	-24.62	peak
5	13395.000	29.14	20.44	49.58	74.00	-24.42	peak
6	17985.000	23.20	25.60	48.80	74.00	-25.20	peak

This report shall not be reproduced except in full, without the written approval of UL Verification Services (Guangzhou) Co., Ltd, Song Shan Lake Branch.

Test Mode:	802.11n HT20	Frequency(MHz):	2417
Polarity:	Horizontal	Test Voltage:	DC 12 V

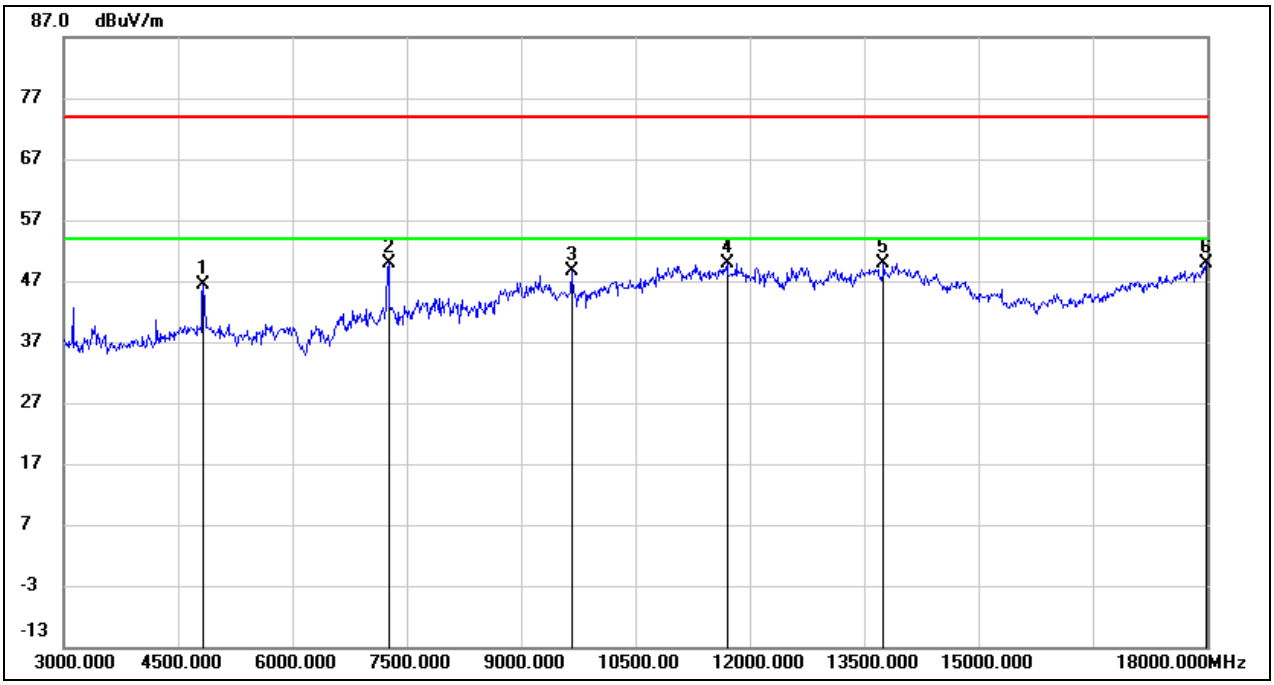

No.	Frequency (MHz)	Reading (dBuV)	Correct (dB/m)	Result (dBuV/m)	Limit (dBuV/m)	Margin (dB)	Remark
1	4830.000	46.51	-0.20	46.31	74.00	-27.69	peak
2	7260.000	43.32	6.50	49.82	74.00	-24.18	peak
3	9660.000	37.42	11.11	48.53	74.00	-25.47	peak
4	11700.000	32.72	17.14	49.86	74.00	-24.14	peak
5	13755.000	28.46	21.45	49.91	74.00	-24.09	peak
6	17985.000	24.26	25.60	49.86	74.00	-24.14	peak

This report shall not be reproduced except in full, without the written approval of UL Verification Services (Guangzhou) Co., Ltd, Song Shan Lake Branch.

Test Mode:	802.11n HT20	Frequency(MHz):	2417
Polarity:	Vertical	Test Voltage:	DC 12 V

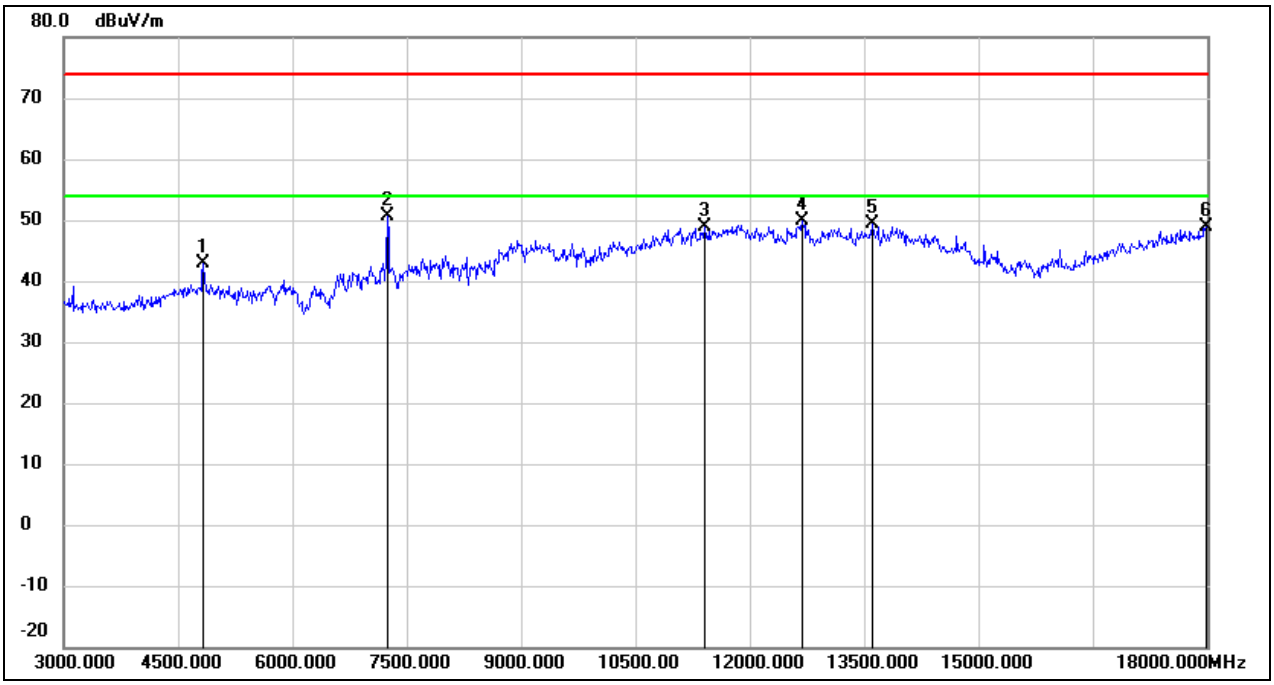

No.	Frequency (MHz)	Reading (dBuV)	Correct (dB/m)	Result (dBuV/m)	Limit (dBuV/m)	Margin (dB)	Remark
1	4830.000	43.12	-0.20	42.92	74.00	-31.08	peak
2	7245.000	44.08	6.51	50.59	74.00	-23.41	peak
3	11415.000	32.62	16.29	48.91	74.00	-25.09	peak
4	12690.000	31.79	18.02	49.81	74.00	-24.19	peak
5	13605.000	28.35	21.12	49.47	74.00	-24.53	peak
6	17985.000	23.16	25.60	48.76	74.00	-25.24	peak

This report shall not be reproduced except in full, without the written approval of UL Verification Services (Guangzhou) Co., Ltd, Song Shan Lake Branch.

Test Mode:	802.11n HT20	Frequency(MHz):	2437
Polarity:	Horizontal	Test Voltage:	DC 12 V

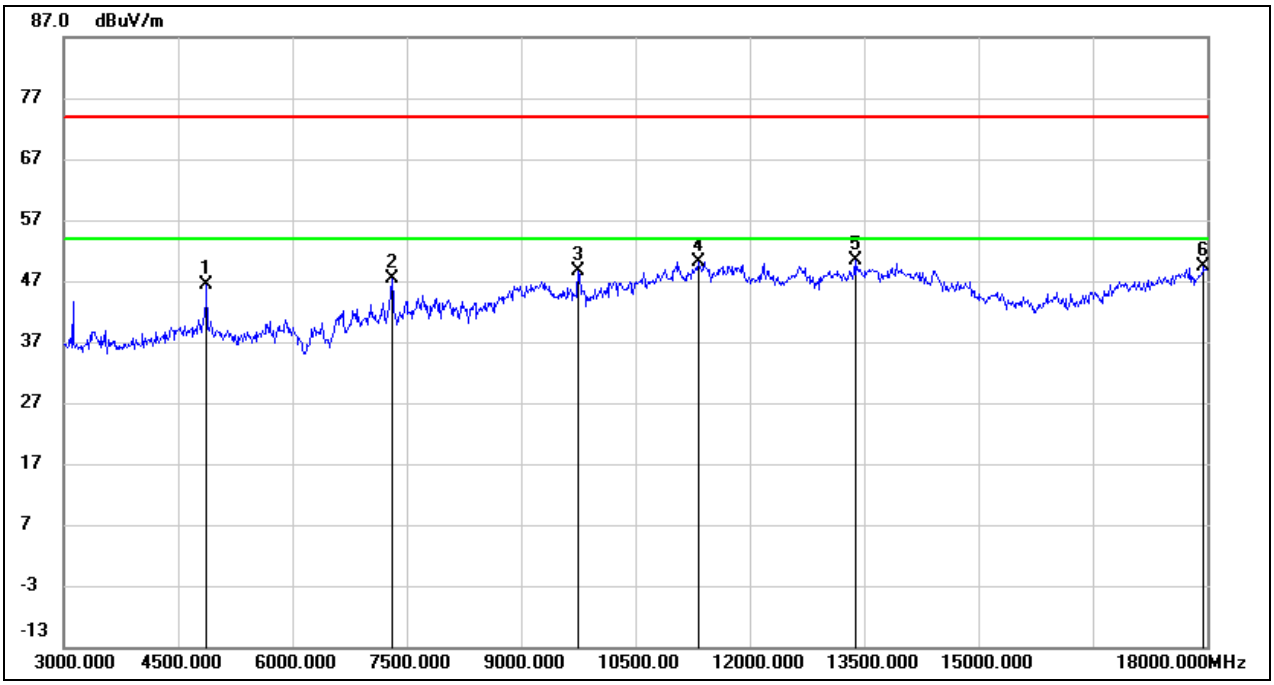

No.	Frequency (MHz)	Reading (dBuV)	Correct (dB/m)	Result (dBuV/m)	Limit (dBuV/m)	Margin (dB)	Remark
1	4875.000	46.34	-0.03	46.31	74.00	-27.69	peak
2	7305.000	40.82	6.47	47.29	74.00	-26.71	peak
3	9750.000	37.39	11.35	48.74	74.00	-25.26	peak
4	11325.000	34.14	15.95	50.09	74.00	-23.91	peak
5	13380.000	30.10	20.38	50.48	74.00	-23.52	peak
6	17955.000	24.04	25.42	49.46	74.00	-24.54	peak

This report shall not be reproduced except in full, without the written approval of UL Verification Services (Guangzhou) Co., Ltd, Song Shan Lake Branch.

Test Mode:	802.11n HT20	Frequency(MHz):	2437
Polarity:	Vertical	Test Voltage:	DC 12 V

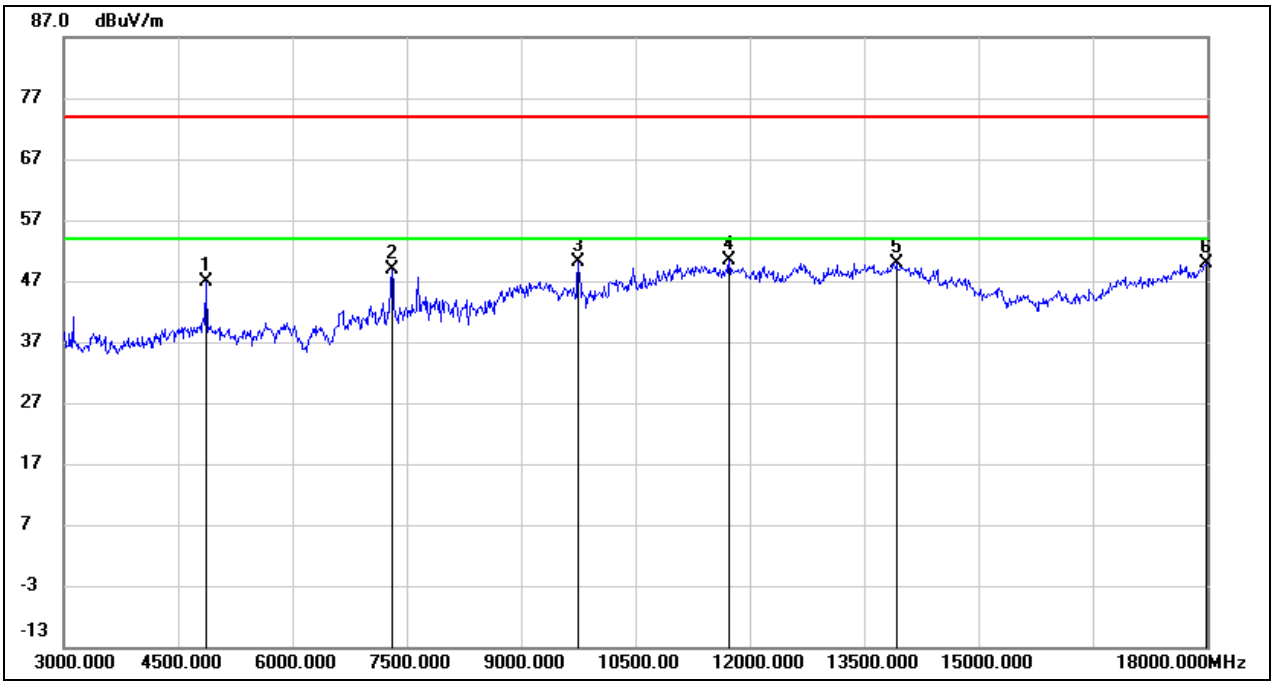

No.	Frequency (MHz)	Reading (dBuV)	Correct (dB/m)	Result (dBuV/m)	Limit (dBuV/m)	Margin (dB)	Remark
1	4860.000	46.92	-0.09	46.83	74.00	-27.17	peak
2	7305.000	42.42	6.47	48.89	74.00	-25.11	peak
3	9750.000	38.83	11.35	50.18	74.00	-23.82	peak
4	11730.000	33.12	17.22	50.34	74.00	-23.66	peak
5	13920.000	28.18	21.79	49.97	74.00	-24.03	peak
6	17985.000	24.29	25.60	49.89	74.00	-24.11	peak

This report shall not be reproduced except in full, without the written approval of UL Verification Services (Guangzhou) Co., Ltd, Song Shan Lake Branch.

Test Mode:	802.11n HT20	Frequency(MHz):	2457
Polarity:	Horizontal	Test Voltage:	DC 12 V

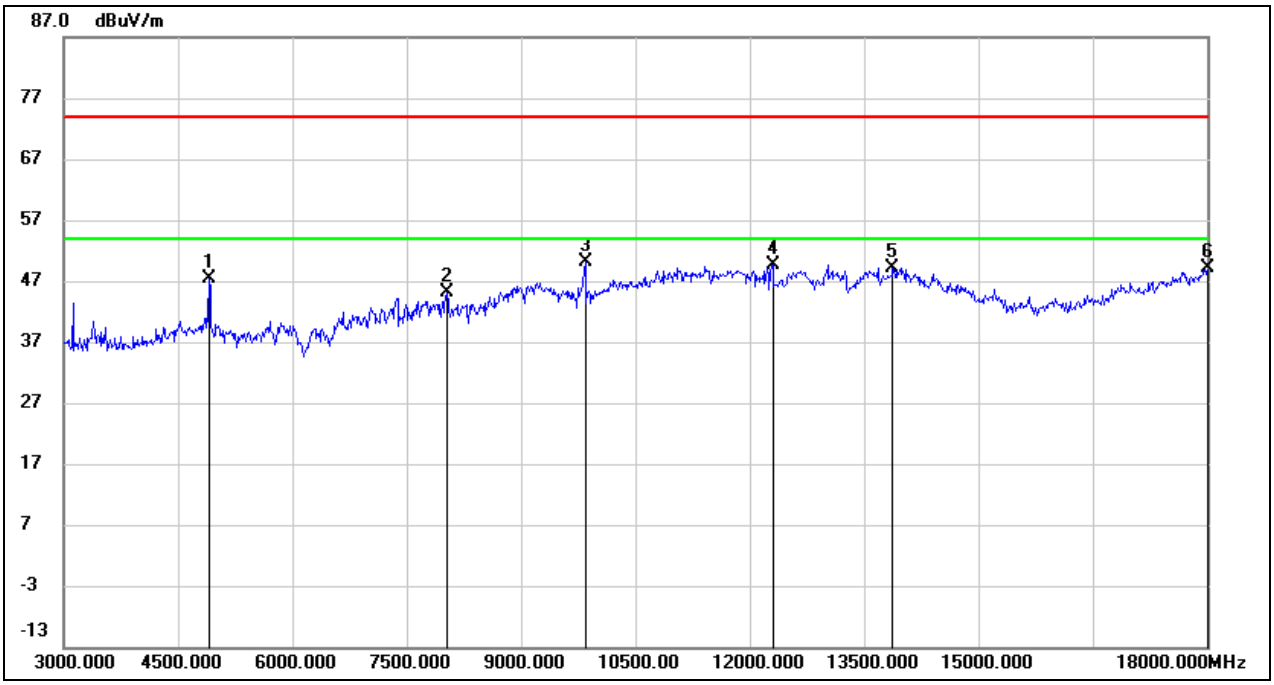

No.	Frequency (MHz)	Reading (dBuV)	Correct (dB/m)	Result (dBuV/m)	Limit (dBuV/m)	Margin (dB)	Remark
1	4905.000	47.17	0.09	47.26	74.00	-26.74	peak
2	8025.000	38.85	6.34	45.19	74.00	-28.81	peak
3	9840.000	38.52	11.59	50.11	74.00	-23.89	peak
4	12300.000	31.97	17.74	49.71	74.00	-24.29	peak
5	13875.000	27.53	21.70	49.23	74.00	-24.77	peak
6	18000.000	23.53	25.69	49.22	74.00	-24.78	peak

This report shall not be reproduced except in full, without the written approval of UL Verification Services (Guangzhou) Co., Ltd, Song Shan Lake Branch.

Test Mode:	802.11n HT20	Frequency(MHz):	2457
Polarity:	Vertical	Test Voltage:	DC 12 V

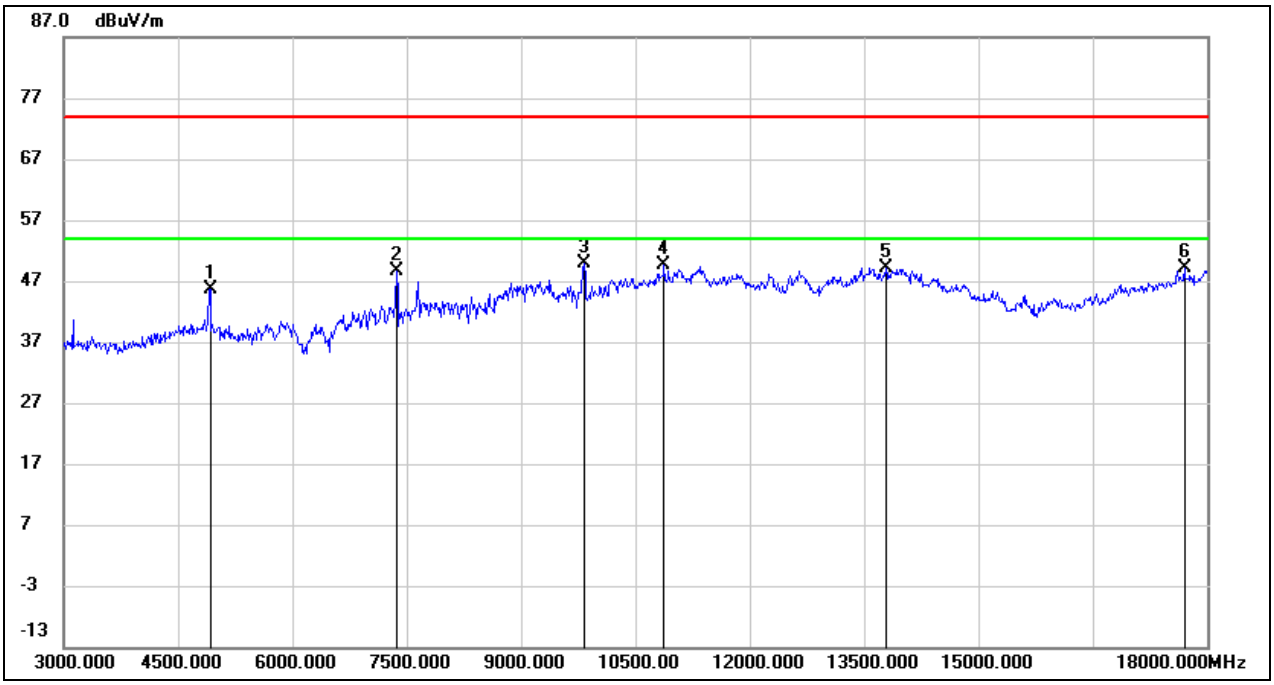

No.	Frequency (MHz)	Reading (dBuV)	Correct (dB/m)	Result (dBuV/m)	Limit (dBuV/m)	Margin (dB)	Remark
1	4920.000	45.60	0.14	45.74	74.00	-28.26	peak
2	7365.000	42.15	6.43	48.58	74.00	-25.42	peak
3	9825.000	38.32	11.56	49.88	74.00	-24.12	peak
4	10875.000	35.41	14.32	49.73	74.00	-24.27	peak
5	13785.000	27.58	21.51	49.09	74.00	-24.91	peak
6	17700.000	25.20	23.91	49.11	74.00	-24.89	peak

This report shall not be reproduced except in full, without the written approval of UL Verification Services (Guangzhou) Co., Ltd, Song Shan Lake Branch.

Test Mode:	802.11n HT20	Frequency(MHz):	2462
Polarity:	Horizontal	Test Voltage:	DC 12 V

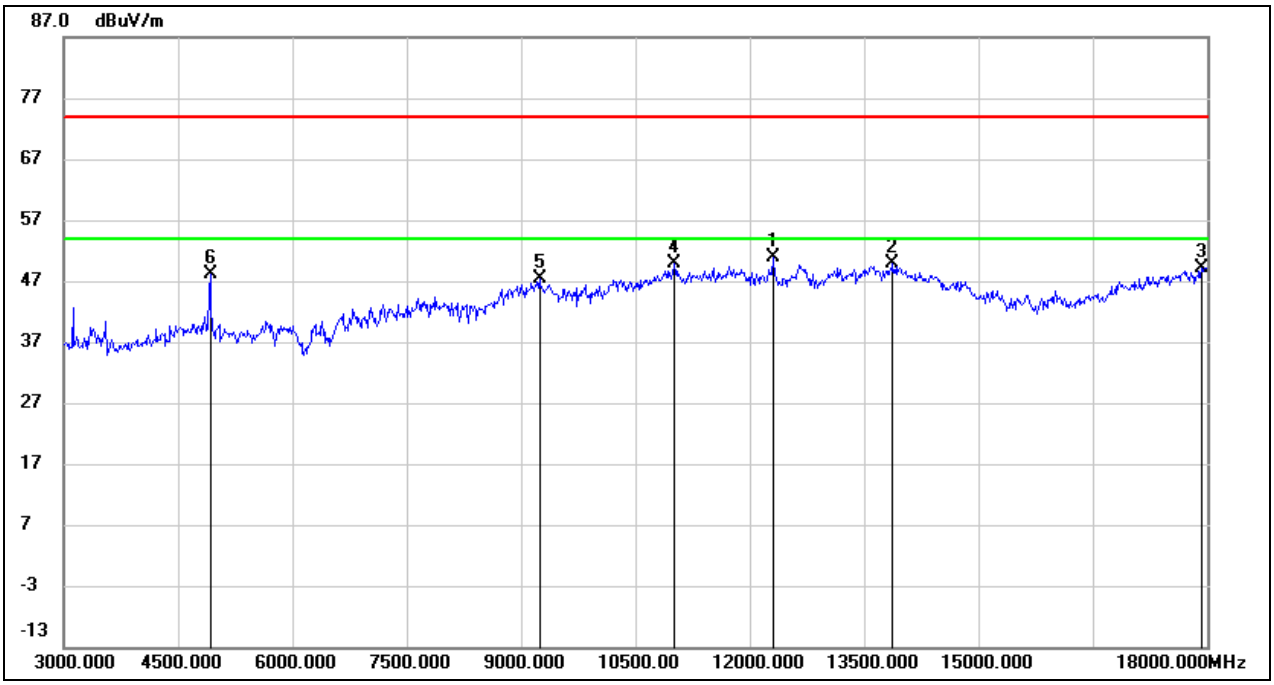

No.	Frequency (MHz)	Reading (dBuV)	Correct (dB/m)	Result (dBuV/m)	Limit (dBuV/m)	Margin (dB)	Remark
1	12315.000	33.15	17.74	50.89	74.00	-23.11	peak
2	13875.000	28.21	21.70	49.91	74.00	-24.09	peak
3	17925.000	23.88	25.25	49.13	74.00	-24.87	peak
4	11010.000	35.09	14.81	49.90	74.00	-24.10	peak
5	9240.000	36.81	10.58	47.39	74.00	-26.61	peak
6	4920.000	48.06	0.14	48.20	74.00	-25.80	peak

This report shall not be reproduced except in full, without the written approval of UL Verification Services (Guangzhou) Co., Ltd, Song Shan Lake Branch.

Test Mode:	802.11n HT20	Frequency(MHz):	2462
Polarity:	Vertical	Test Voltage:	DC 12 V

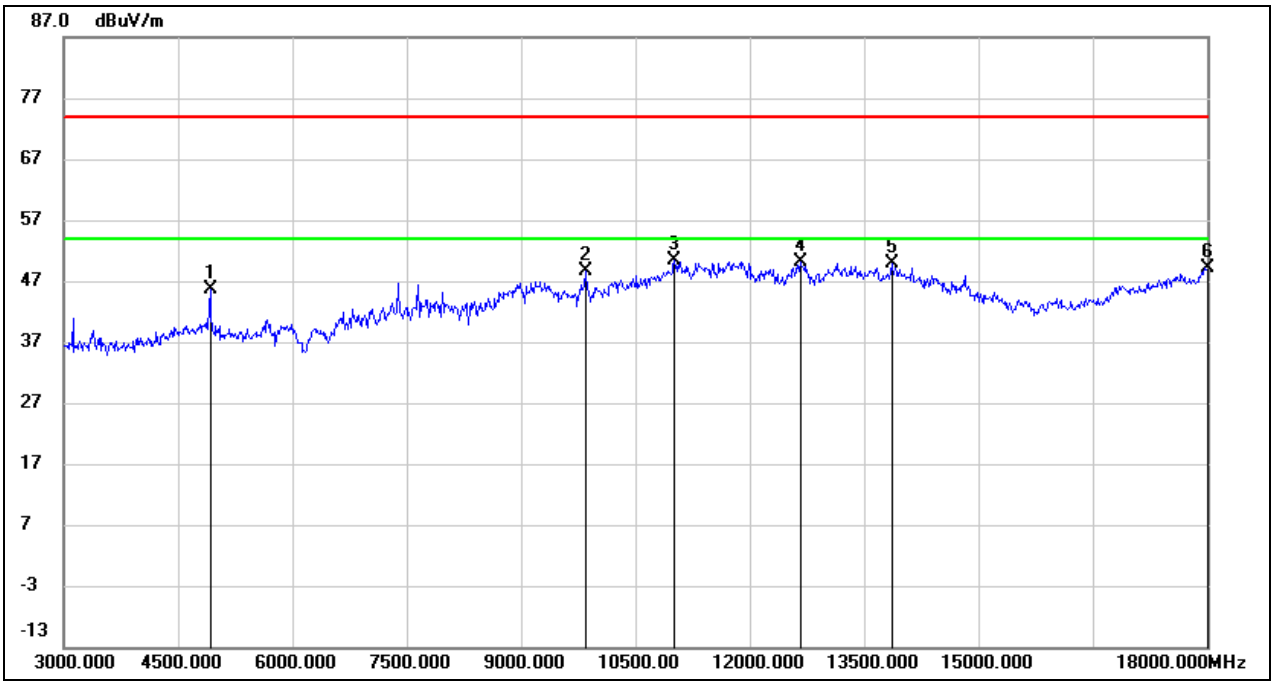

No.	Frequency (MHz)	Reading (dBuV)	Correct (dB/m)	Result (dBuV/m)	Limit (dBuV/m)	Margin (dB)	Remark
1	4920.000	45.56	0.14	45.70	74.00	-28.30	peak
2	9840.000	36.93	11.59	48.52	74.00	-25.48	peak
3	11010.000	35.50	14.81	50.31	74.00	-23.69	peak
4	12660.000	32.25	17.95	50.20	74.00	-23.80	peak
5	13860.000	28.19	21.67	49.86	74.00	-24.14	peak
6	18000.000	23.41	25.69	49.10	74.00	-24.90	peak

This report shall not be reproduced except in full, without the written approval of UL Verification Services (Guangzhou) Co., Ltd, Song Shan Lake Branch.

Test Mode:	802.11n HT40	Frequency(MHz):	2422
Polarity:	Horizontal	Test Voltage:	DC 12 V

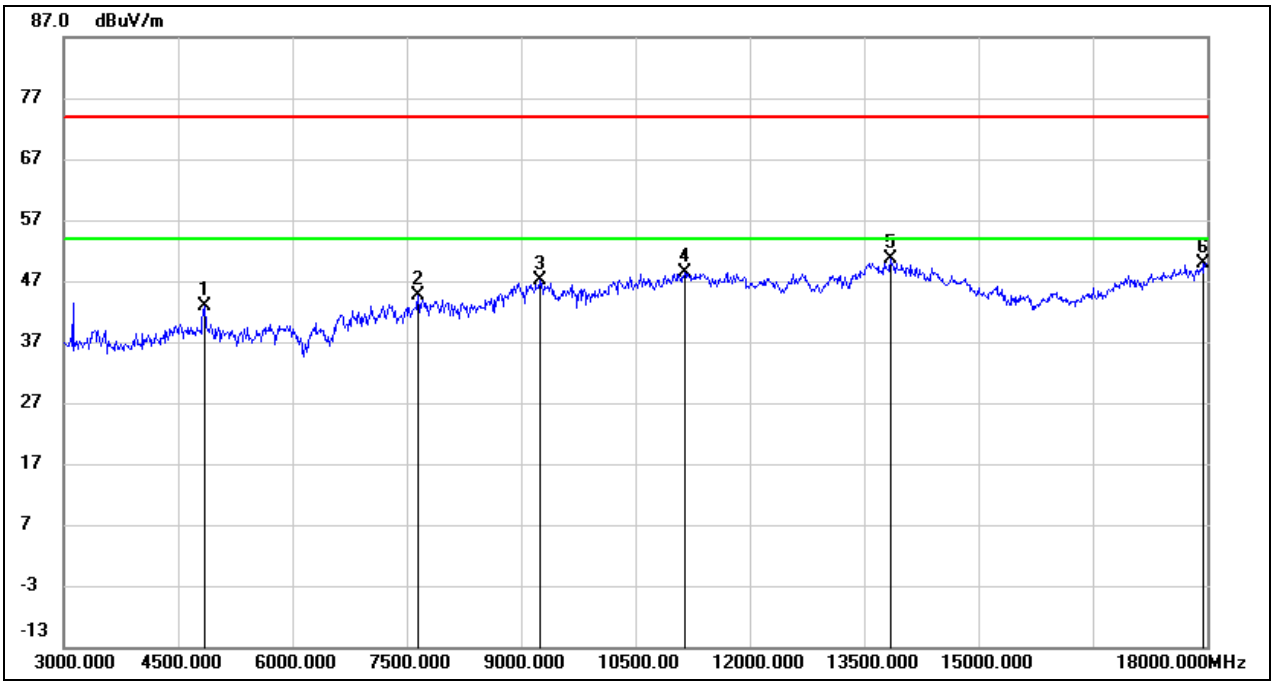

No.	Frequency (MHz)	Reading (dBuV)	Correct (dB/m)	Result (dBuV/m)	Limit (dBuV/m)	Margin (dB)	Remark
1	4845.000	43.02	-0.15	42.87	74.00	-31.13	peak
2	7650.000	38.34	6.33	44.67	74.00	-29.33	peak
3	9240.000	36.44	10.58	47.02	74.00	-26.98	peak
4	11145.000	33.06	15.31	48.37	74.00	-25.63	peak
5	13845.000	28.93	21.62	50.55	74.00	-23.45	peak
6	17955.000	24.55	25.42	49.97	74.00	-24.03	peak

This report shall not be reproduced except in full, without the written approval of UL Verification Services (Guangzhou) Co., Ltd, Song Shan Lake Branch.

Test Mode:	802.11n HT40	Frequency(MHz):	2422
Polarity:	Vertical	Test Voltage:	DC 12 V

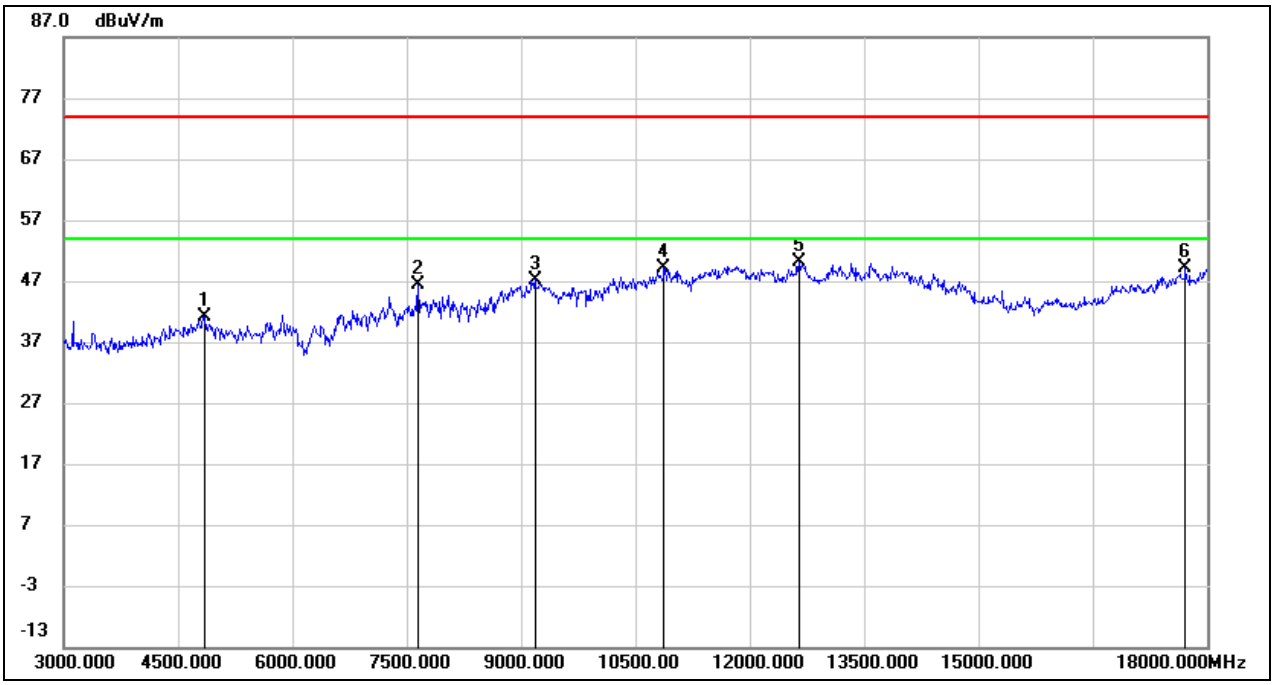

No.	Frequency (MHz)	Reading (dBuV)	Correct (dB/m)	Result (dBuV/m)	Limit (dBuV/m)	Margin (dB)	Remark
1	4845.000	41.18	-0.15	41.03	74.00	-32.97	peak
2	7650.000	39.98	6.33	46.31	74.00	-27.69	peak
3	9180.000	36.69	10.56	47.25	74.00	-26.75	peak
4	10875.000	34.73	14.32	49.05	74.00	-24.95	peak
5	12645.000	32.11	17.92	50.03	74.00	-23.97	peak
6	17715.000	25.22	24.00	49.22	74.00	-24.78	peak

This report shall not be reproduced except in full, without the written approval of UL Verification Services (Guangzhou) Co., Ltd, Song Shan Lake Branch.

Test Mode:	802.11n HT40	Frequency(MHz):	2427
Polarity:	Horizontal	Test Voltage:	DC 12 V

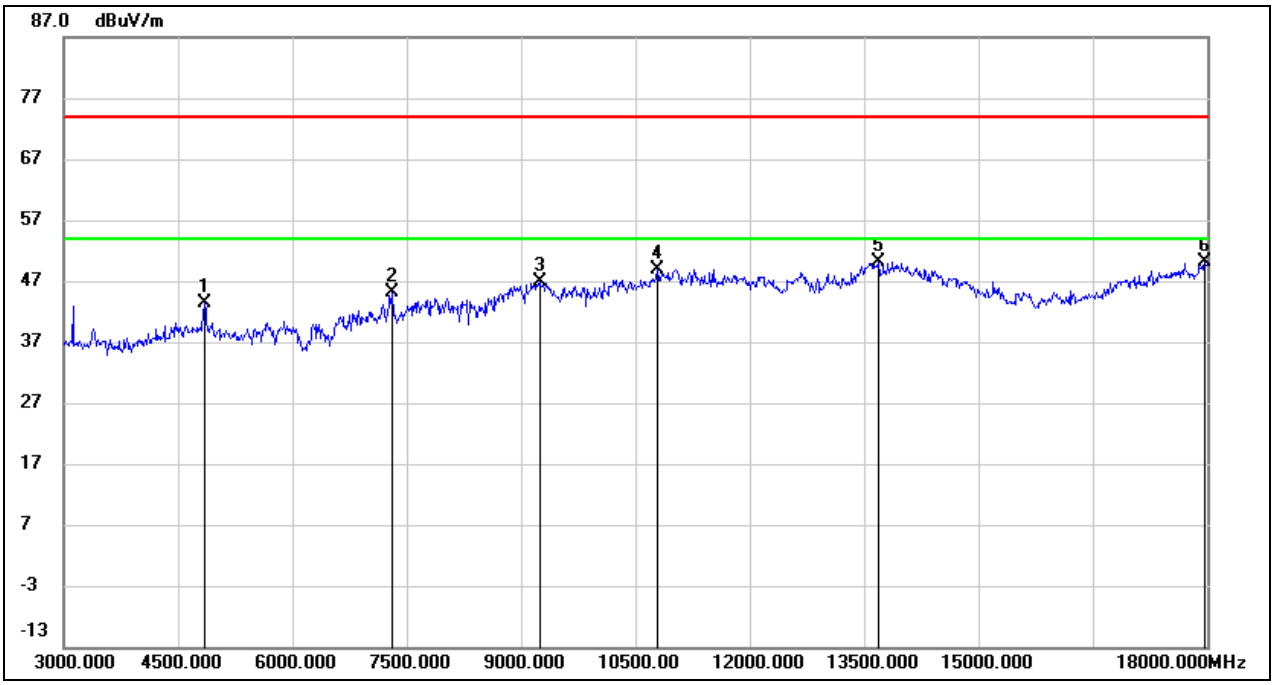

No.	Frequency (MHz)	Reading (dBuV)	Correct (dB/m)	Result (dBuV/m)	Limit (dBuV/m)	Margin (dB)	Remark
1	4845.000	43.41	-0.15	43.26	74.00	-30.74	peak
2	7305.000	38.76	6.47	45.23	74.00	-28.77	peak
3	9240.000	36.23	10.58	46.81	74.00	-27.19	peak
4	10785.000	34.95	14.01	48.96	74.00	-25.04	peak
5	13695.000	28.86	21.31	50.17	74.00	-23.83	peak
6	17970.000	24.61	25.51	50.12	74.00	-23.88	peak

This report shall not be reproduced except in full, without the written approval of UL Verification Services (Guangzhou) Co., Ltd, Song Shan Lake Branch.

Test Mode:	802.11n HT40	Frequency(MHz):	2427
Polarity:	Vertical	Test Voltage:	DC 12 V

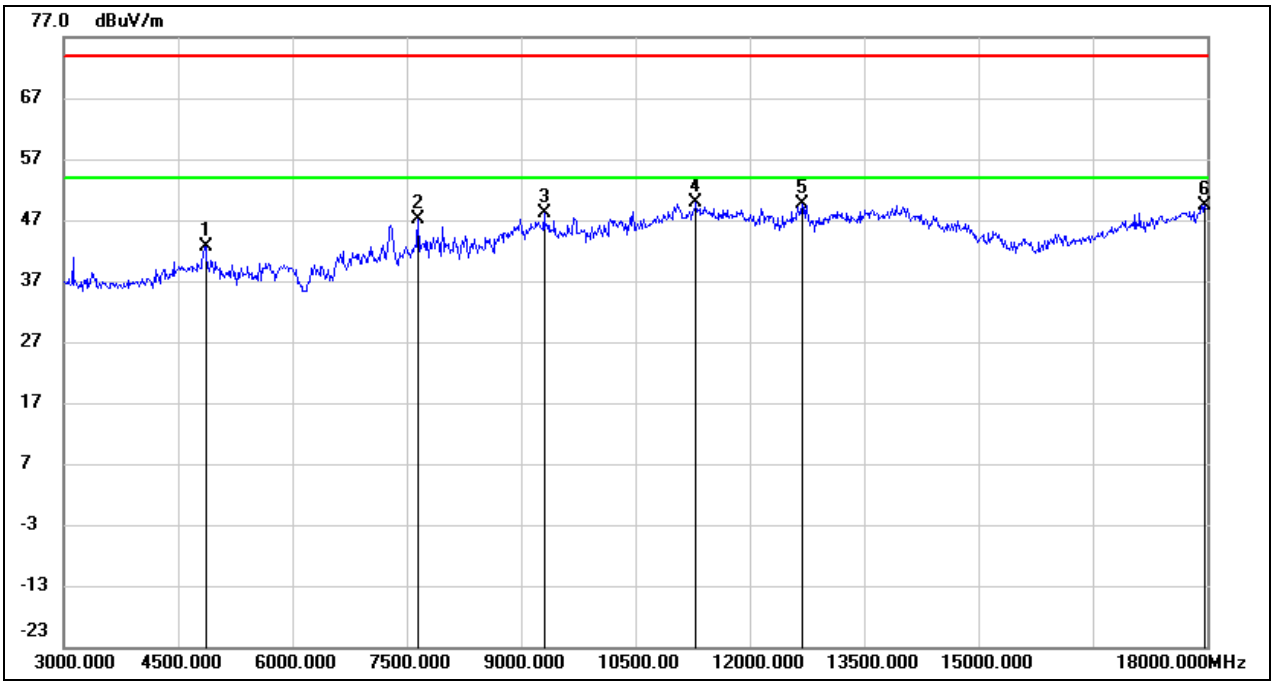

No.	Frequency (MHz)	Reading (dBuV)	Correct (dB/m)	Result (dBuV/m)	Limit (dBuV/m)	Margin (dB)	Remark
1	4860.000	42.73	-0.09	42.64	74.00	-31.36	peak
2	7650.000	40.79	6.33	47.12	74.00	-26.88	peak
3	9300.000	37.64	10.61	48.25	74.00	-25.75	peak
4	11295.000	34.00	15.85	49.85	74.00	-24.15	peak
5	12690.000	31.58	18.02	49.60	74.00	-24.40	peak
6	17970.000	23.91	25.51	49.42	74.00	-24.58	peak

This report shall not be reproduced except in full, without the written approval of UL Verification Services (Guangzhou) Co., Ltd, Song Shan Lake Branch.

Test Mode:	802.11n HT40	Frequency(MHz):	2437
Polarity:	Horizontal	Test Voltage:	DC 12 V

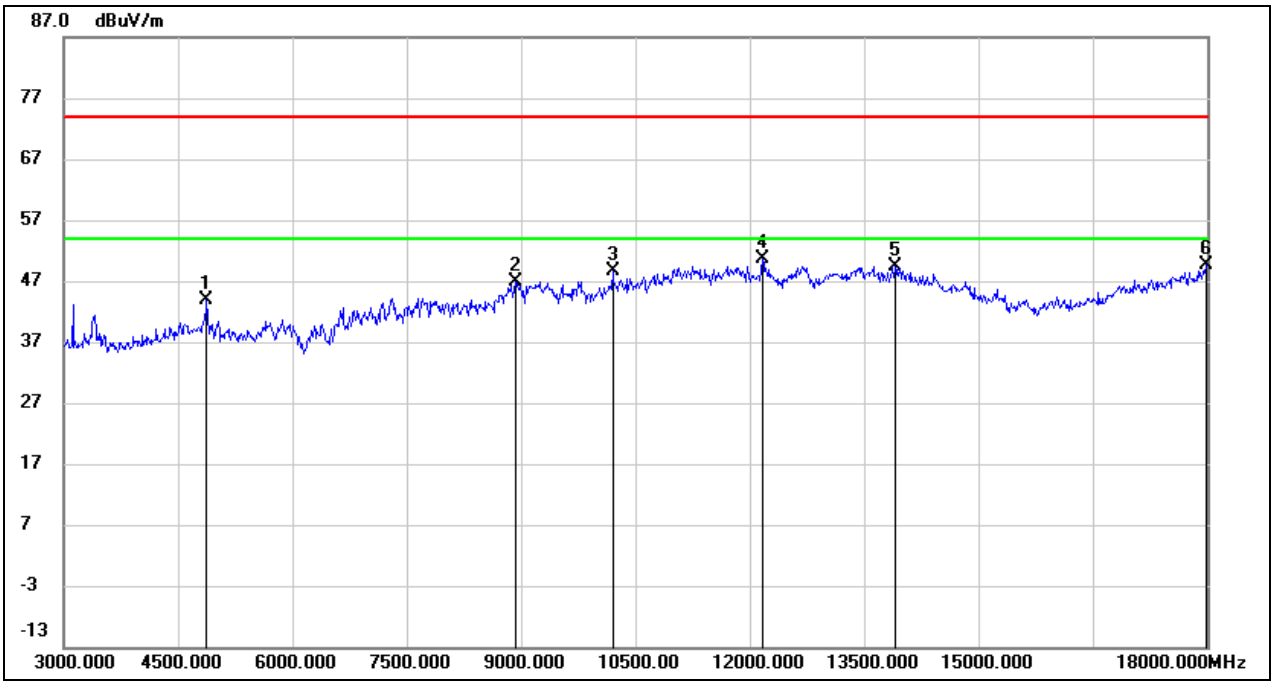

No.	Frequency (MHz)	Reading (dBuV)	Correct (dB/m)	Result (dBuV/m)	Limit (dBuV/m)	Margin (dB)	Remark
1	4875.000	43.87	-0.03	43.84	74.00	-30.16	peak
2	8925.000	36.94	9.94	46.88	74.00	-27.12	peak
3	10200.000	36.18	12.40	48.58	74.00	-25.42	peak
4	12165.000	32.75	17.84	50.59	74.00	-23.41	peak
5	13905.000	27.61	21.76	49.37	74.00	-24.63	peak
6	17985.000	23.92	25.60	49.52	74.00	-24.48	peak

This report shall not be reproduced except in full, without the written approval of UL Verification Services (Guangzhou) Co., Ltd, Song Shan Lake Branch.

Test Mode:	802.11n HT40	Frequency(MHz):	2437
Polarity:	Vertical	Test Voltage:	DC 12 V

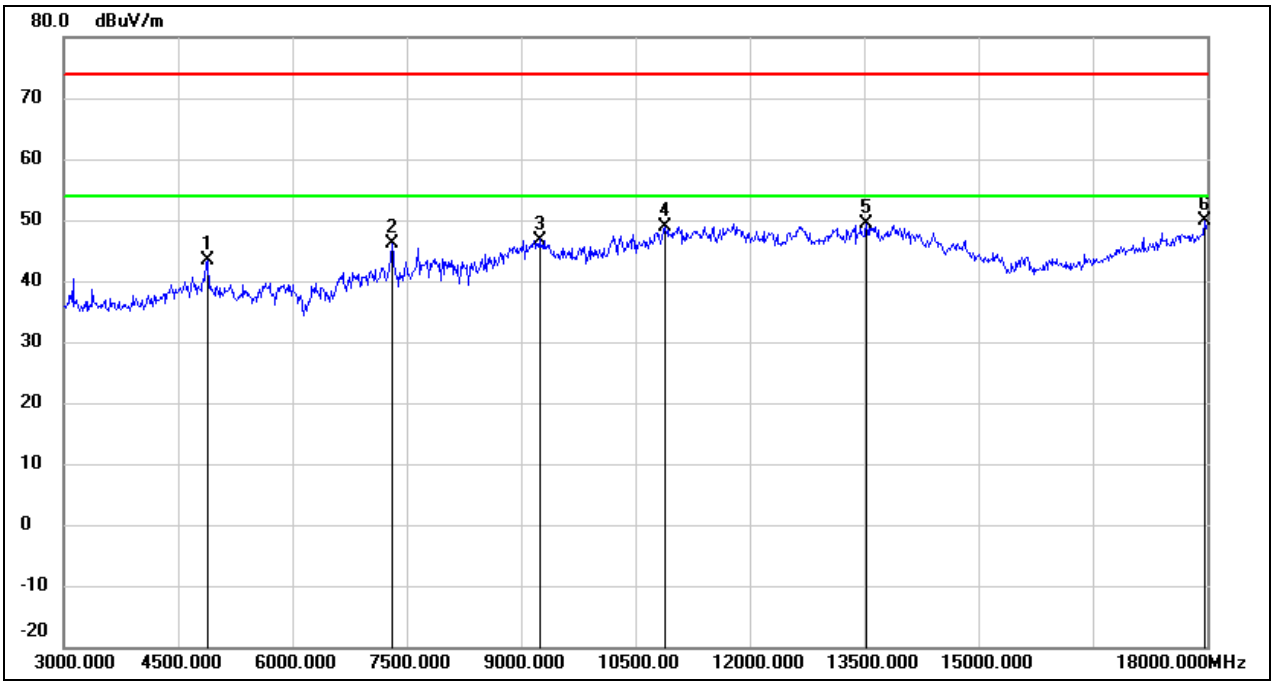

No.	Frequency (MHz)	Reading (dBuV)	Correct (dB/m)	Result (dBuV/m)	Limit (dBuV/m)	Margin (dB)	Remark
1	4890.000	43.29	0.03	43.32	74.00	-30.68	peak
2	7305.000	39.68	6.47	46.15	74.00	-27.85	peak
3	9240.000	36.17	10.58	46.75	74.00	-27.25	peak
4	10890.000	34.59	14.39	48.98	74.00	-25.02	peak
5	13530.000	28.38	20.96	49.34	74.00	-24.66	peak
6	17970.000	24.27	25.51	49.78	74.00	-24.22	peak

This report shall not be reproduced except in full, without the written approval of UL Verification Services (Guangzhou) Co., Ltd, Song Shan Lake Branch.

Test Mode:	802.11n HT40	Frequency(MHz):	2447
Polarity:	Horizontal	Test Voltage:	DC 12 V

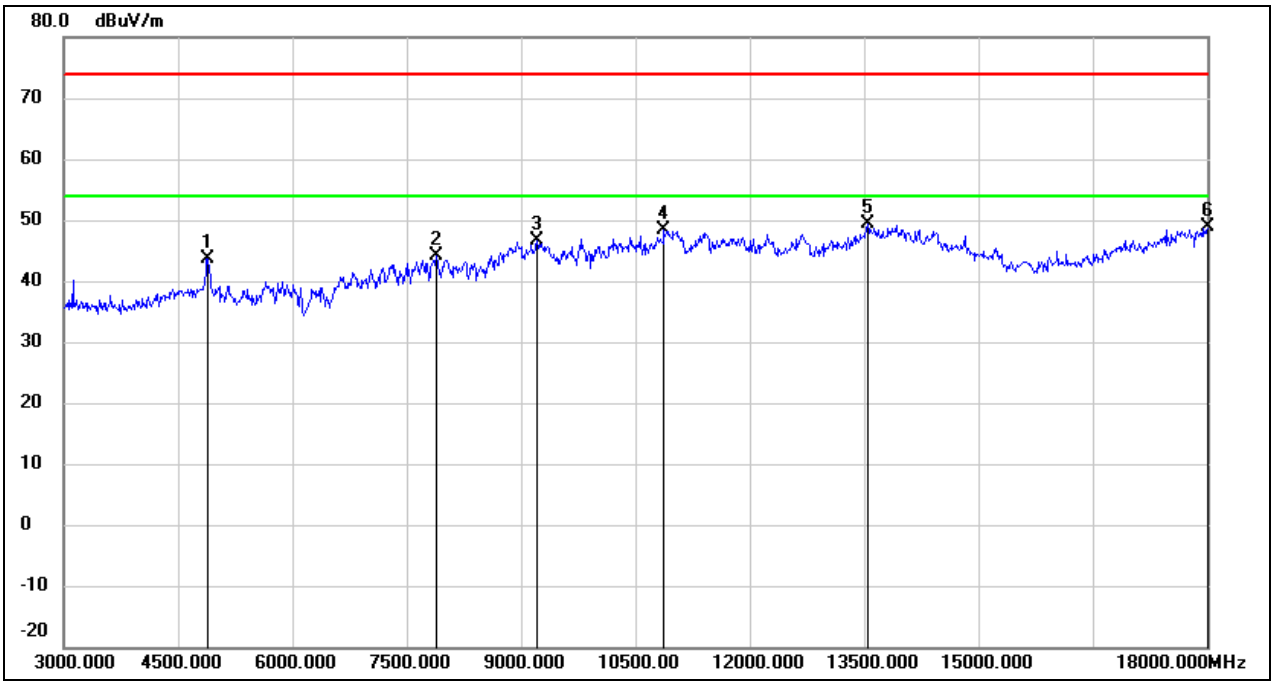

No.	Frequency (MHz)	Reading (dBuV)	Correct (dB/m)	Result (dBuV/m)	Limit (dBuV/m)	Margin (dB)	Remark
1	4890.000	43.69	0.03	43.72	74.00	-30.28	peak
2	7890.000	37.73	6.31	44.04	74.00	-29.96	peak
3	9210.000	35.99	10.57	46.56	74.00	-27.44	peak
4	10875.000	33.98	14.32	48.30	74.00	-25.70	peak
5	13545.000	28.29	20.99	49.28	74.00	-24.72	peak
6	18000.000	23.15	25.69	48.84	74.00	-25.16	peak

This report shall not be reproduced except in full, without the written approval of UL Verification Services (Guangzhou) Co., Ltd, Song Shan Lake Branch.

Test Mode:	802.11n HT40	Frequency(MHz):	2447
Polarity:	Vertical	Test Voltage:	DC 12 V

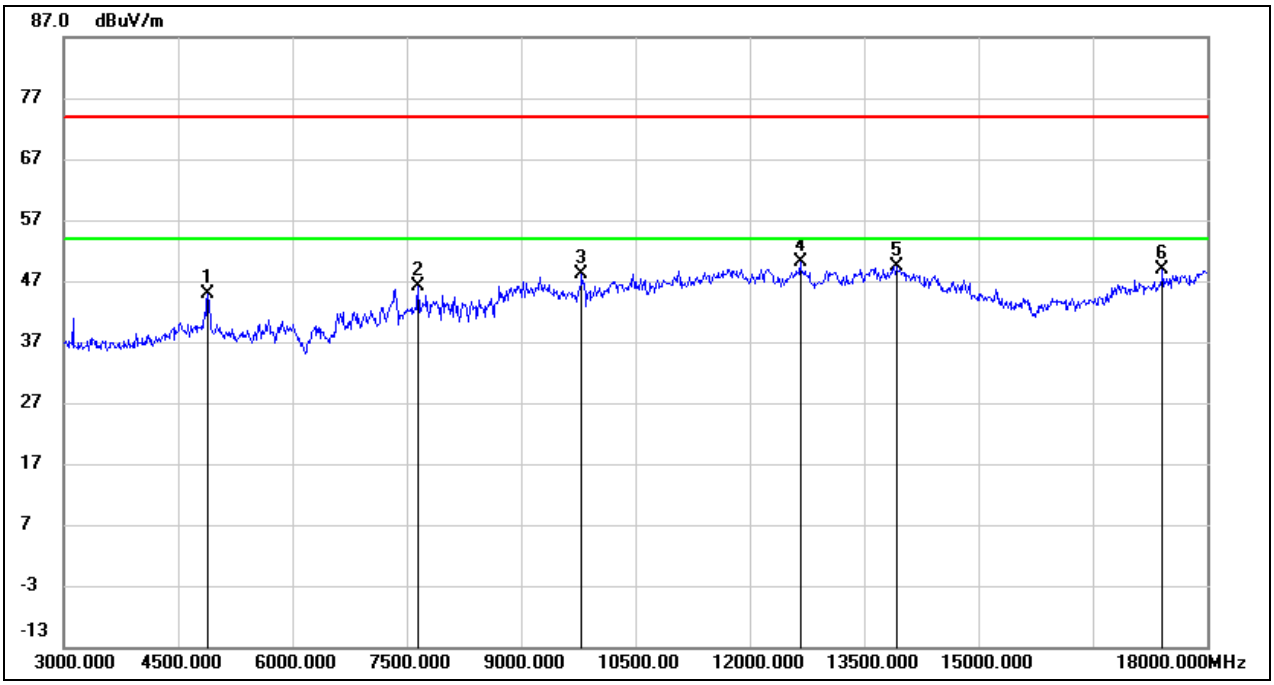

No.	Frequency (MHz)	Reading (dBuV)	Correct (dB/m)	Result (dBuV/m)	Limit (dBuV/m)	Margin (dB)	Remark
1	4890.000	44.79	0.03	44.82	74.00	-29.18	peak
2	7650.000	39.91	6.33	46.24	74.00	-27.76	peak
3	9795.000	36.59	11.48	48.07	74.00	-25.93	peak
4	12660.000	32.10	17.95	50.05	74.00	-23.95	peak
5	13920.000	27.60	21.79	49.39	74.00	-24.61	peak
6	17415.000	26.37	22.42	48.79	74.00	-25.21	peak

This report shall not be reproduced except in full, without the written approval of UL Verification Services (Guangzhou) Co., Ltd, Song Shan Lake Branch.

Test Mode:	802.11n HT40	Frequency(MHz):	2452
Polarity:	Horizontal	Test Voltage:	DC 12 V

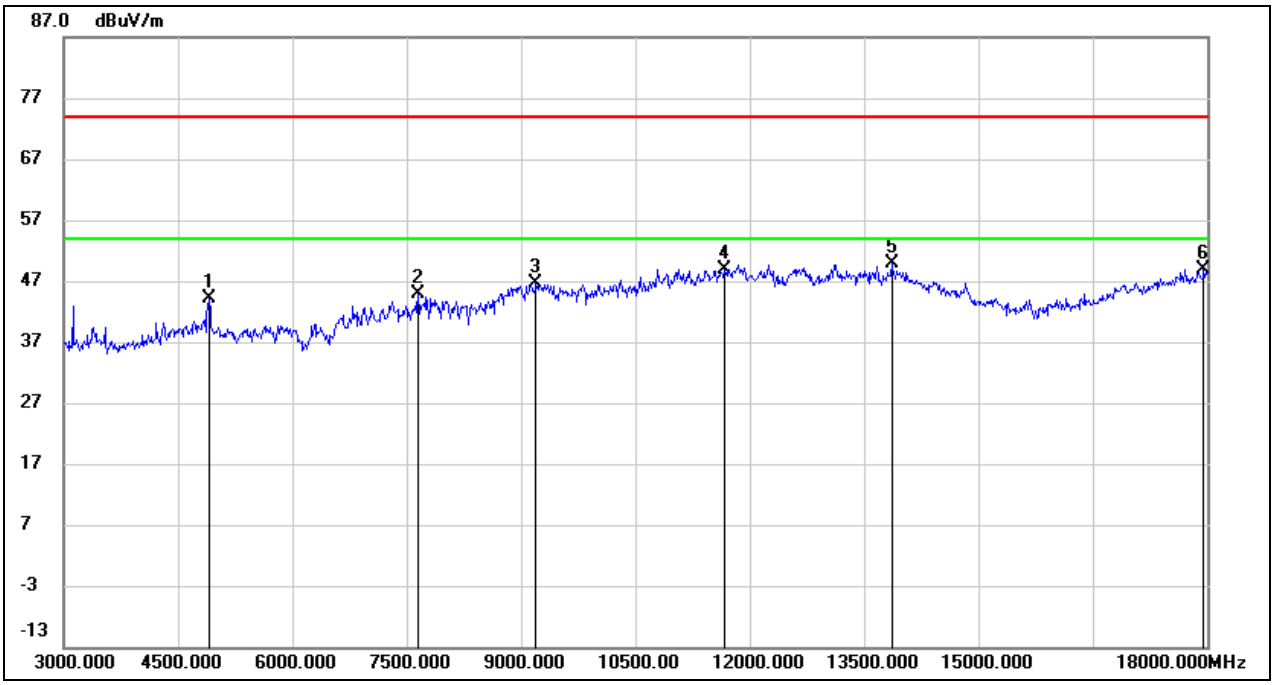

No.	Frequency (MHz)	Reading (dBuV)	Correct (dB/m)	Result (dBuV/m)	Limit (dBuV/m)	Margin (dB)	Remark
1	4905.000	43.92	0.09	44.01	74.00	-29.99	peak
2	7650.000	38.64	6.33	44.97	74.00	-29.03	peak
3	9195.000	35.97	10.56	46.53	74.00	-27.47	peak
4	11670.000	31.75	17.07	48.82	74.00	-25.18	peak
5	13860.000	28.16	21.67	49.83	74.00	-24.17	peak
6	17955.000	23.44	25.42	48.86	74.00	-25.14	peak

This report shall not be reproduced except in full, without the written approval of UL Verification Services (Guangzhou) Co., Ltd, Song Shan Lake Branch.

Test Mode:	802.11n HT40	Frequency(MHz):	2452
Polarity:	Vertical	Test Voltage:	DC 12 V

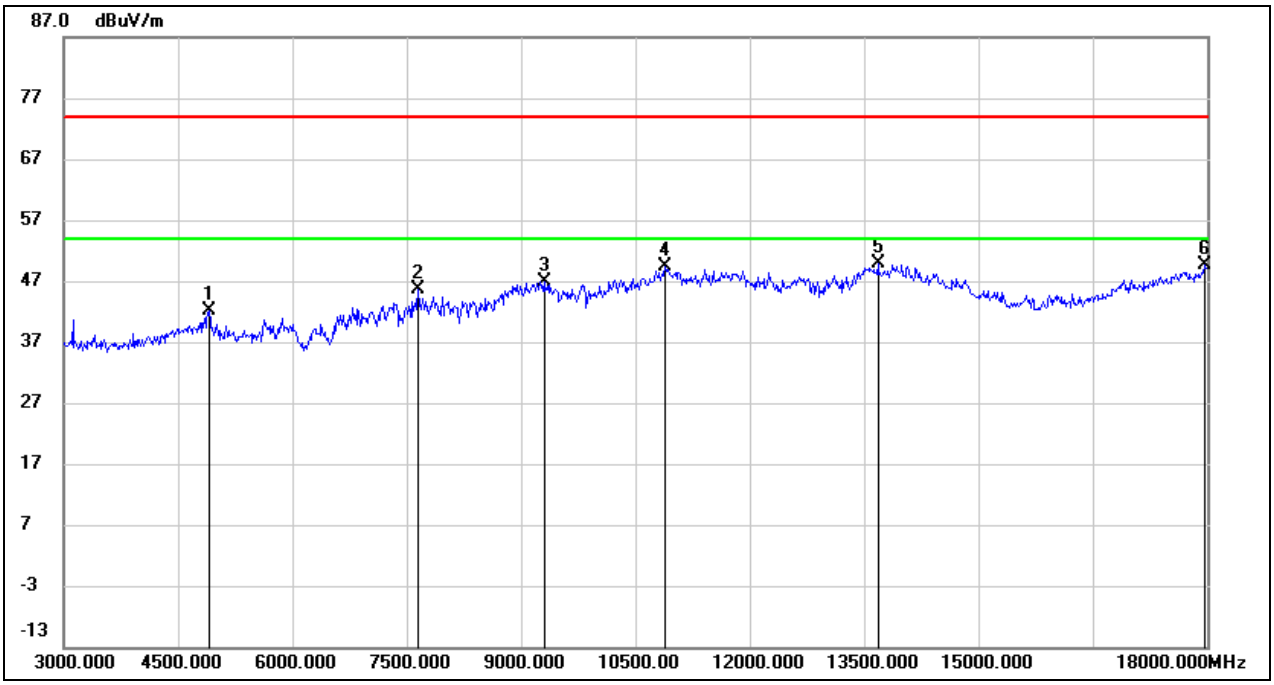

No.	Frequency (MHz)	Reading (dBuV)	Correct (dB/m)	Result (dBuV/m)	Limit (dBuV/m)	Margin (dB)	Remark
1	4905.000	41.97	0.09	42.06	74.00	-31.94	peak
2	7650.000	39.30	6.33	45.63	74.00	-28.37	peak
3	9300.000	36.35	10.61	46.96	74.00	-27.04	peak
4	10890.000	35.02	14.39	49.41	74.00	-24.59	peak
5	13680.000	28.53	21.29	49.82	74.00	-24.18	peak
6	17970.000	24.12	25.51	49.63	74.00	-24.37	peak

This report shall not be reproduced except in full, without the written approval of UL Verification Services (Guangzhou) Co., Ltd, Song Shan Lake Branch.

Test Mode:	802.11ax HE20	Channel:	2412
Polarity:	Horizontal	Test Voltage:	DC 12 V

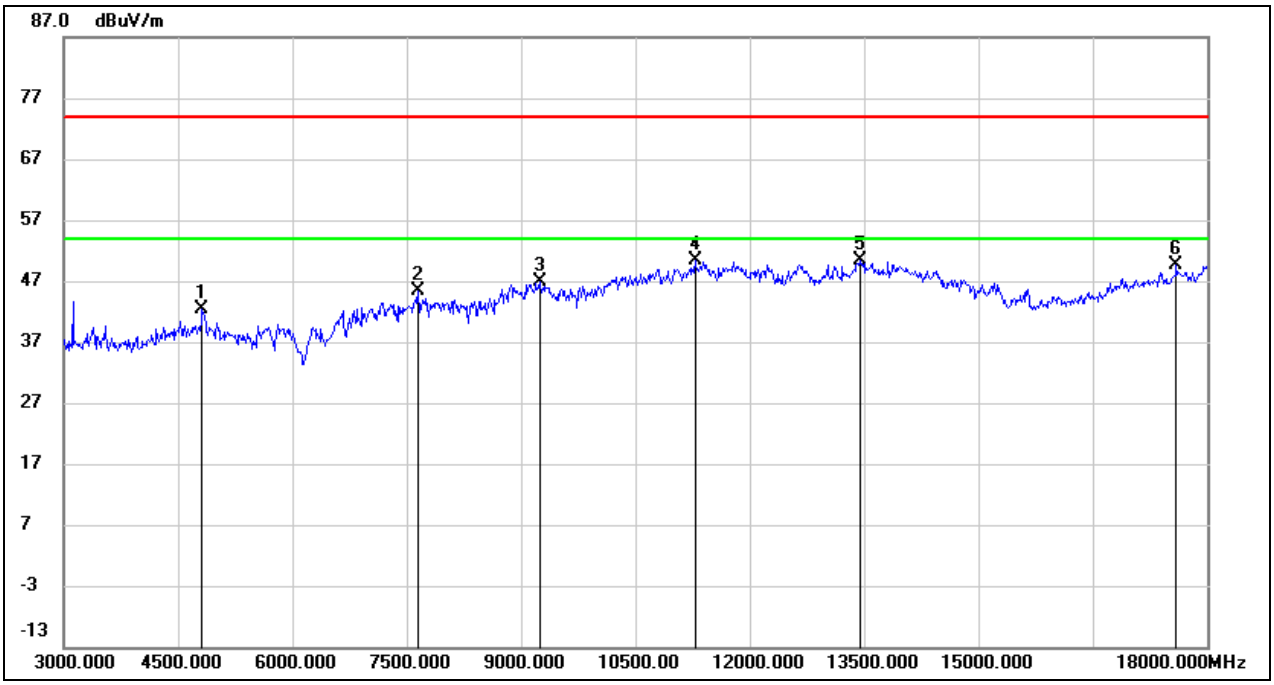

No.	Frequency (MHz)	Reading (dBuV)	Correct (dB/m)	Result (dBuV/m)	Limit (dBuV/m)	Margin (dB)	Remark
1	4815.000	42.68	-0.26	42.42	74.00	-31.58	peak
2	7650.000	38.96	6.33	45.29	74.00	-28.71	peak
3	9240.000	36.34	10.58	46.92	74.00	-27.08	peak
4	11280.000	34.60	15.80	50.40	74.00	-23.60	peak
5	13440.000	29.83	20.64	50.47	74.00	-23.53	peak
6	17595.000	26.26	23.29	49.55	74.00	-24.45	peak

This report shall not be reproduced except in full, without the written approval of UL Verification Services (Guangzhou) Co., Ltd, Song Shan Lake Branch.

Test Mode:	802.11ax HE20	Channel:	2412
Polarity:	Vertical	Test Voltage:	DC 12 V

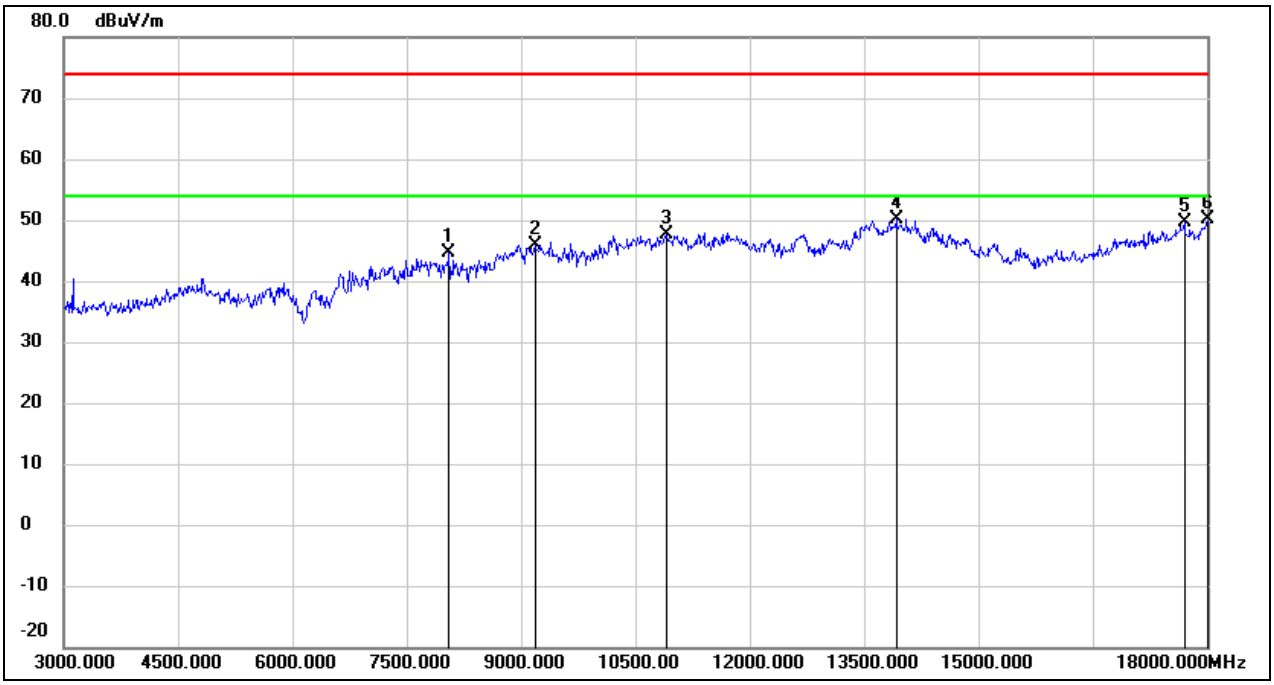

No.	Frequency (MHz)	Reading (dBuV)	Correct (dB/m)	Result (dBuV/m)	Limit (dBuV/m)	Margin (dB)	Remark
1	8055.000	38.37	6.37	44.74	74.00	-29.26	peak
2	9180.000	35.35	10.56	45.91	74.00	-28.09	peak
3	10905.000	33.27	14.43	47.70	74.00	-26.30	peak
4	13920.000	28.33	21.79	50.12	74.00	-23.88	peak
5	17700.000	25.60	23.91	49.51	74.00	-24.49	peak
6	18000.000	24.44	25.69	50.13	74.00	-23.87	peak

This report shall not be reproduced except in full, without the written approval of UL Verification Services (Guangzhou) Co., Ltd, Song Shan Lake Branch.

Test Mode:	802.11ax HE20	Channel:	2437
Polarity:	Horizontal	Test Voltage:	DC 12 V

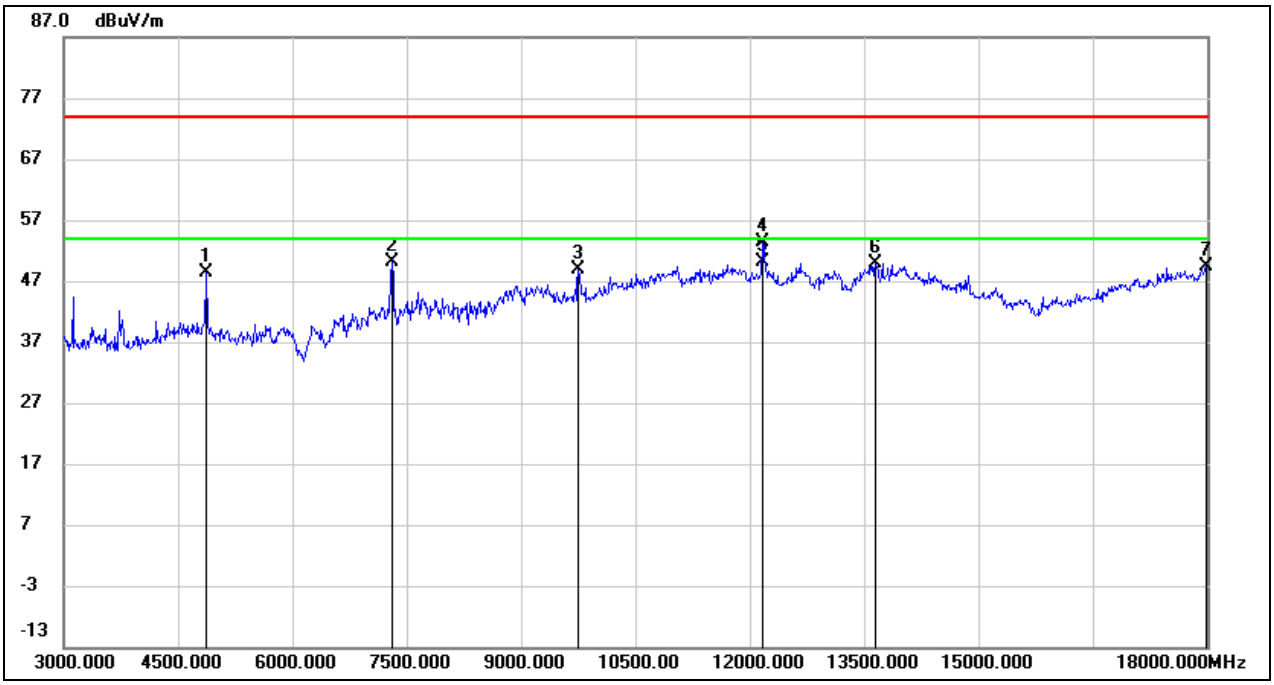

No.	Frequency (MHz)	Reading (dBuV)	Correct (dB/m)	Result (dBuV/m)	Limit (dBuV/m)	Margin (dB)	Remark
1	4875.000	48.35	-0.03	48.32	74.00	-25.68	peak
2	7305.000	43.63	6.47	50.10	74.00	-23.90	peak
3	9750.000	37.51	11.35	48.86	74.00	-25.14	peak
4	12165.000	35.53	17.84	53.37	74.00	-20.63	peak
5	12165.000	32.39	17.84	50.23	54.00	-3.77	AVG
6	13650.000	28.58	21.21	49.79	74.00	-24.21	peak
7	17985.000	23.66	25.60	49.26	74.00	-24.74	peak

This report shall not be reproduced except in full, without the written approval of UL Verification Services (Guangzhou) Co., Ltd, Song Shan Lake Branch.

Test Mode:	802.11ax HE20	Channel:	2437
Polarity:	Vertical	Test Voltage:	DC 12 V

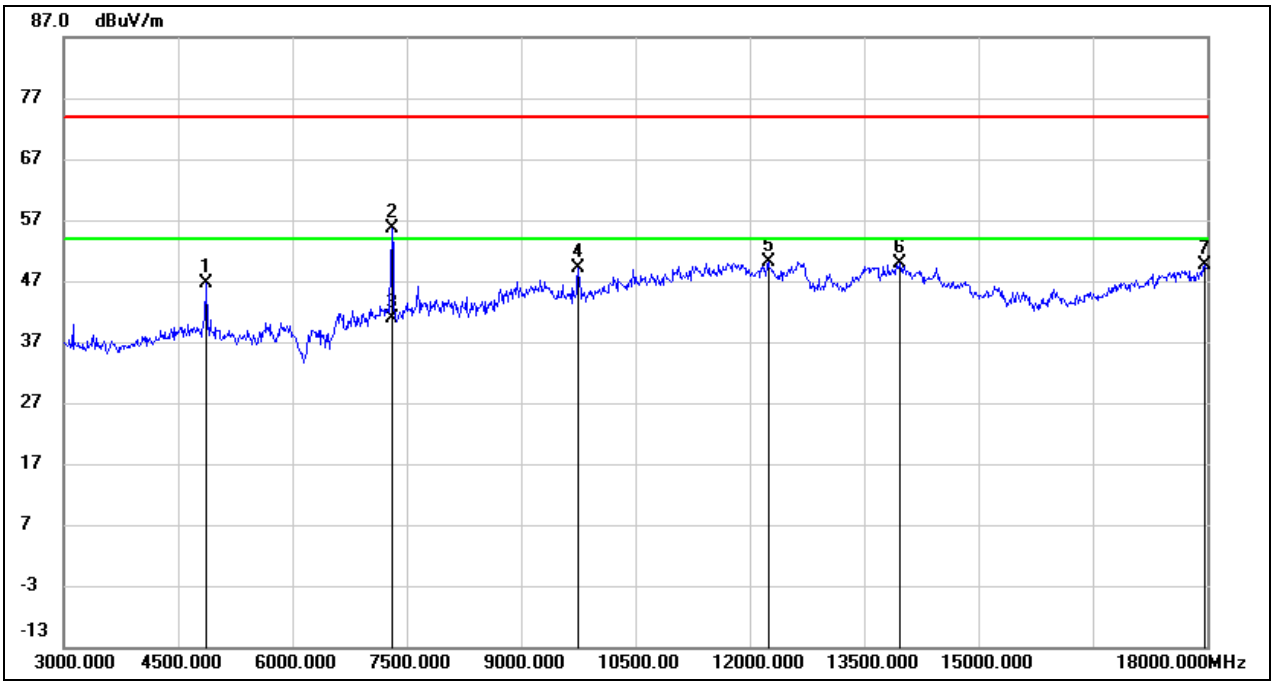

No.	Frequency (MHz)	Reading (dBuV)	Correct (dB/m)	Result (dBuV/m)	Limit (dBuV/m)	Margin (dB)	Remark
1	4875.000	46.69	-0.03	46.66	74.00	-27.34	peak
2	7305.000	49.24	6.47	55.71	74.00	-18.29	peak
3	7305.000	34.43	6.47	40.90	54.00	-13.10	AVG
4	9750.000	37.70	11.35	49.05	74.00	-24.95	peak
5	12240.000	32.34	17.79	50.13	74.00	-23.87	peak
6	13965.000	27.93	21.89	49.82	74.00	-24.18	peak
7	17970.000	24.11	25.51	49.62	74.00	-24.38	peak

This report shall not be reproduced except in full, without the written approval of UL Verification Services (Guangzhou) Co., Ltd, Song Shan Lake Branch.

Test Mode:	802.11ax HE20	Channel:	2462
Polarity:	Horizontal	Test Voltage:	DC 12 V

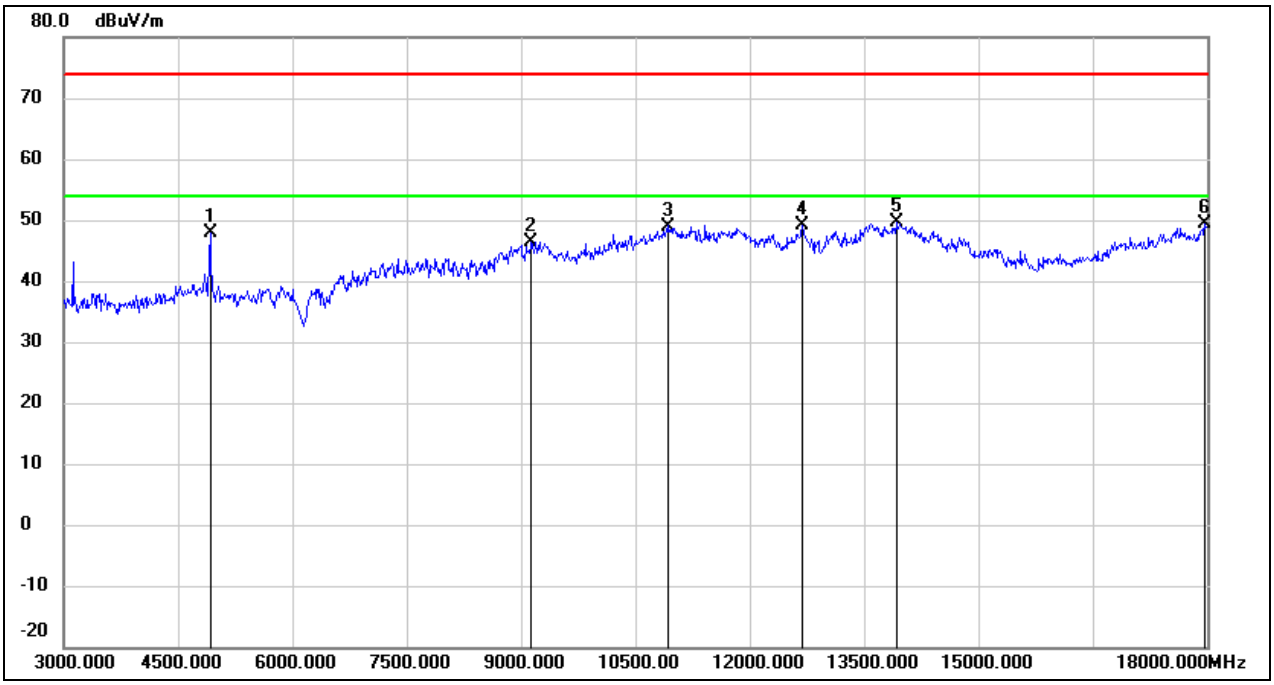

No.	Frequency (MHz)	Reading (dBuV)	Correct (dB/m)	Result (dBuV/m)	Limit (dBuV/m)	Margin (dB)	Remark
1	4920.000	47.79	0.14	47.93	74.00	-26.07	peak
2	9135.000	35.81	10.55	46.36	74.00	-27.64	peak
3	10935.000	34.46	14.54	49.00	74.00	-25.00	peak
4	12690.000	31.19	18.02	49.21	74.00	-24.79	peak
5	13920.000	27.73	21.79	49.52	74.00	-24.48	peak
6	17970.000	23.91	25.51	49.42	74.00	-24.58	peak

This report shall not be reproduced except in full, without the written approval of UL Verification Services (Guangzhou) Co., Ltd, Song Shan Lake Branch.

Test Mode:	802.11ax HE20	Channel:	2462
Polarity:	Vertical	Test Voltage:	DC 12 V

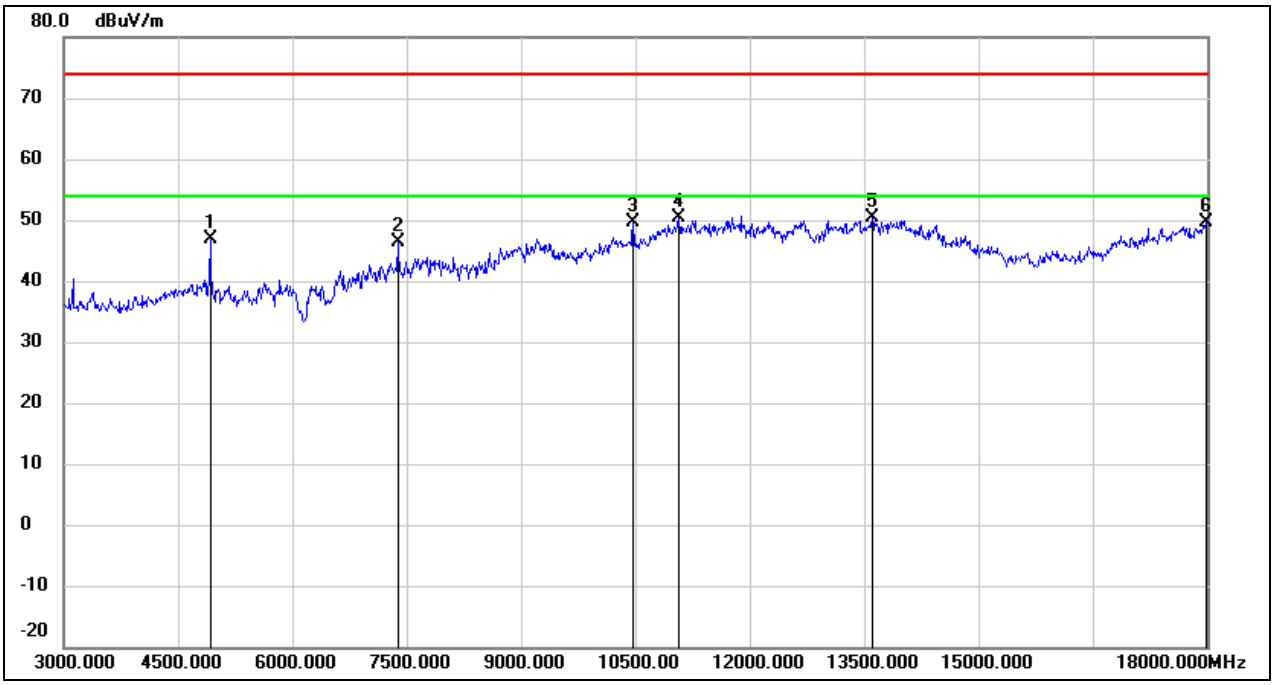

No.	Frequency (MHz)	Reading (dBuV)	Correct (dB/m)	Result (dBuV/m)	Limit (dBuV/m)	Margin (dB)	Remark
1	4920.000	46.63	0.14	46.77	74.00	-27.23	peak
2	7380.000	40.04	6.42	46.46	74.00	-27.54	peak
3	10470.000	36.59	12.93	49.52	74.00	-24.48	peak
4	11070.000	35.26	15.03	50.29	74.00	-23.71	peak
5	13605.000	29.19	21.12	50.31	74.00	-23.69	peak
6	17985.000	24.14	25.60	49.74	74.00	-24.26	peak

This report shall not be reproduced except in full, without the written approval of UL Verification Services (Guangzhou) Co., Ltd, Song Shan Lake Branch.

Test Mode:	802.11ax HE40	Channel:	2422
Polarity:	Horizontal	Test Voltage:	DC 12 V

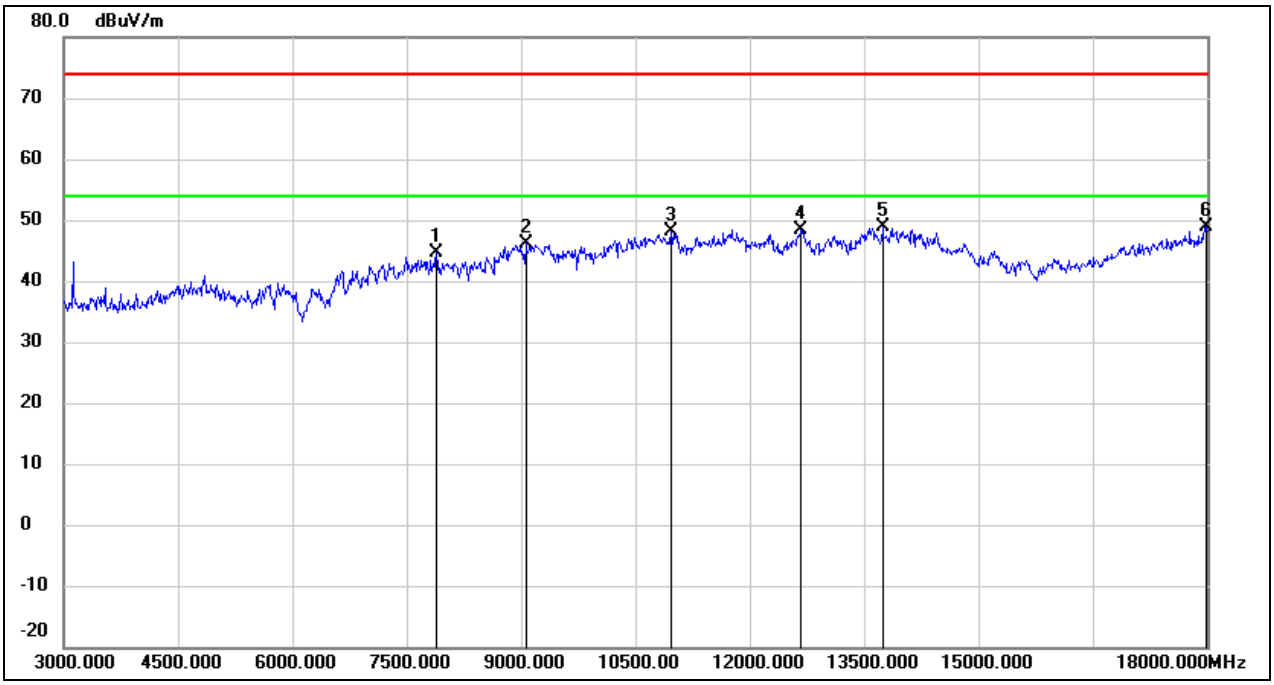

No.	Frequency (MHz)	Reading (dBuV)	Correct (dB/m)	Result (dBuV/m)	Limit (dBuV/m)	Margin (dB)	Remark
1	7890.000	38.33	6.31	44.64	74.00	-29.36	peak
2	9060.000	35.69	10.51	46.20	74.00	-27.80	peak
3	10965.000	33.47	14.64	48.11	74.00	-25.89	peak
4	12675.000	30.49	17.99	48.48	74.00	-25.52	peak
5	13740.000	27.39	21.40	48.79	74.00	-25.21	peak
6	17985.000	23.28	25.60	48.88	74.00	-25.12	peak

This report shall not be reproduced except in full, without the written approval of UL Verification Services (Guangzhou) Co., Ltd, Song Shan Lake Branch.

Test Mode:	802.11ax HE40	Channel:	2422
Polarity:	Vertical	Test Voltage:	DC 12 V

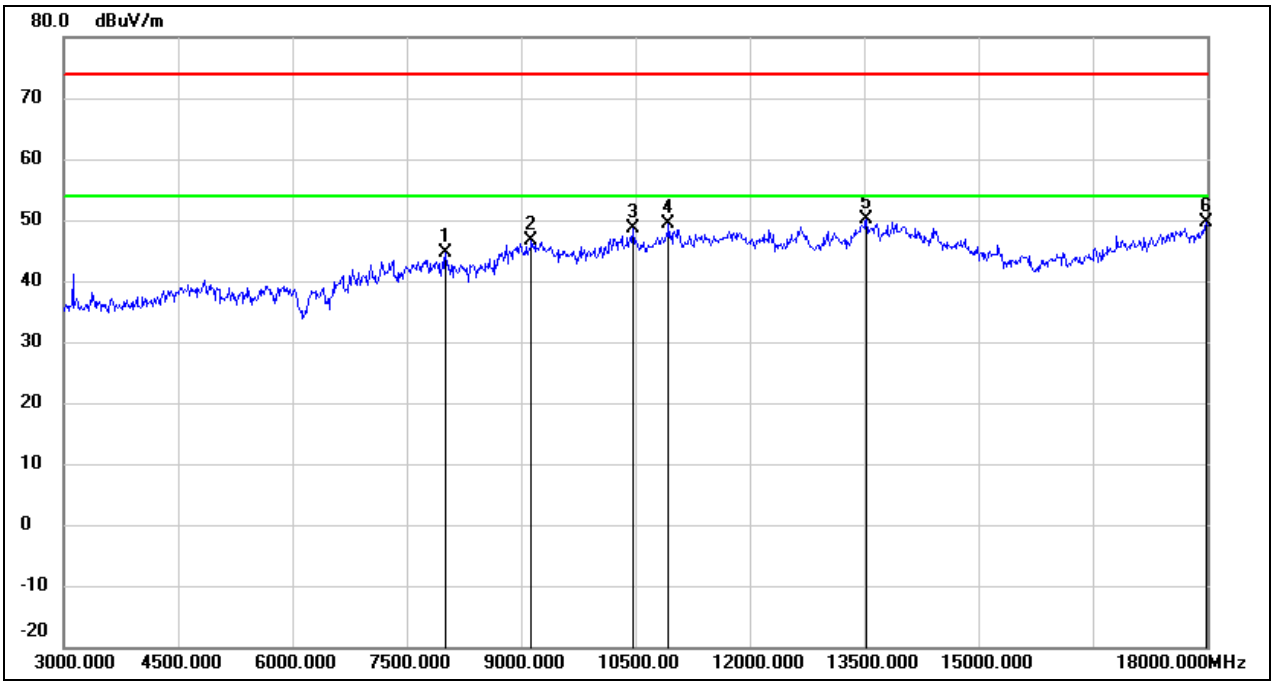

No.	Frequency (MHz)	Reading (dBuV)	Correct (dB/m)	Result (dBuV/m)	Limit (dBuV/m)	Margin (dB)	Remark
1	8010.000	38.19	6.32	44.51	74.00	-29.49	peak
2	9135.000	36.01	10.55	46.56	74.00	-27.44	peak
3	10470.000	35.69	12.93	48.62	74.00	-25.38	peak
4	10935.000	34.72	14.54	49.26	74.00	-24.74	peak
5	13530.000	29.12	20.96	50.08	74.00	-23.92	peak
6	17985.000	24.07	25.60	49.67	74.00	-24.33	peak

This report shall not be reproduced except in full, without the written approval of UL Verification Services (Guangzhou) Co., Ltd, Song Shan Lake Branch.

Test Mode:	802.11ax HE40	Channel:	2437
Polarity:	Horizontal	Test Voltage:	DC 12 V

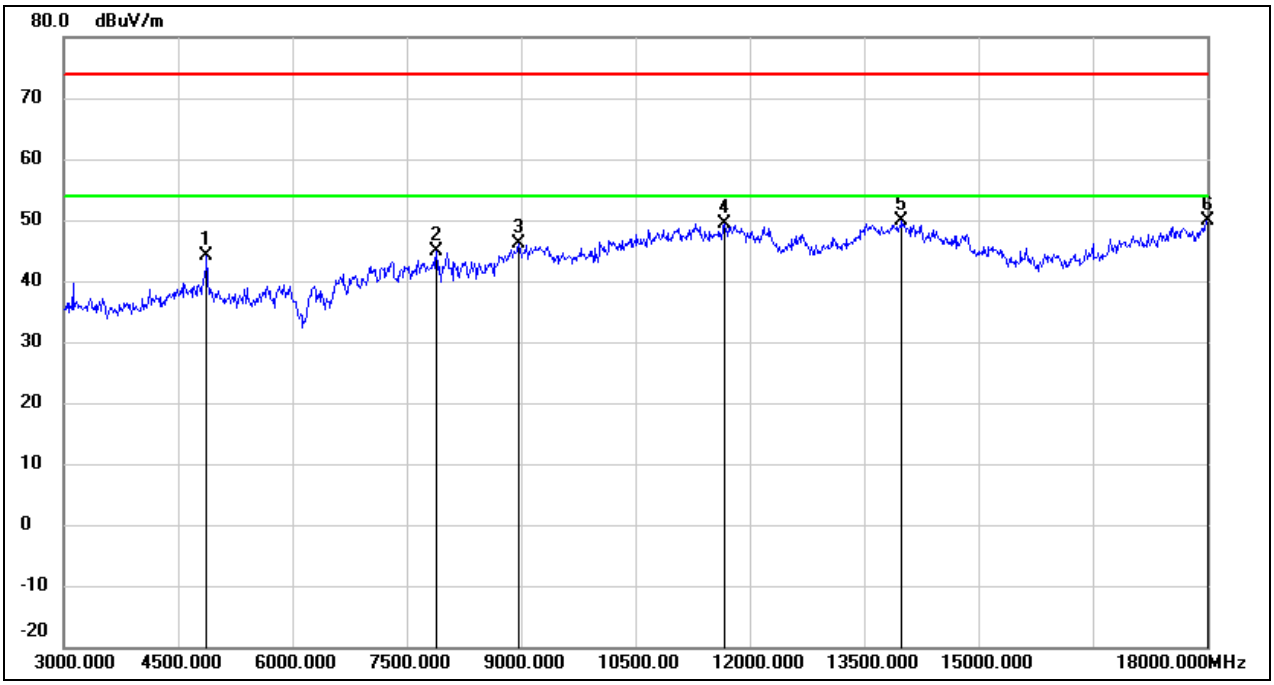

No.	Frequency (MHz)	Reading (dBuV)	Correct (dB/m)	Result (dBuV/m)	Limit (dBuV/m)	Margin (dB)	Remark
1	4875.000	44.20	-0.03	44.17	74.00	-29.83	peak
2	7890.000	38.67	6.31	44.98	74.00	-29.02	peak
3	8970.000	35.97	10.26	46.23	74.00	-27.77	peak
4	11670.000	32.33	17.07	49.40	74.00	-24.60	peak
5	13995.000	27.83	21.95	49.78	74.00	-24.22	peak
6	18000.000	24.17	25.69	49.86	74.00	-24.14	peak

This report shall not be reproduced except in full, without the written approval of UL Verification Services (Guangzhou) Co., Ltd, Song Shan Lake Branch.

Test Mode:	802.11ax HE40	Channel:	2437
Polarity:	Vertical	Test Voltage:	DC 12 V

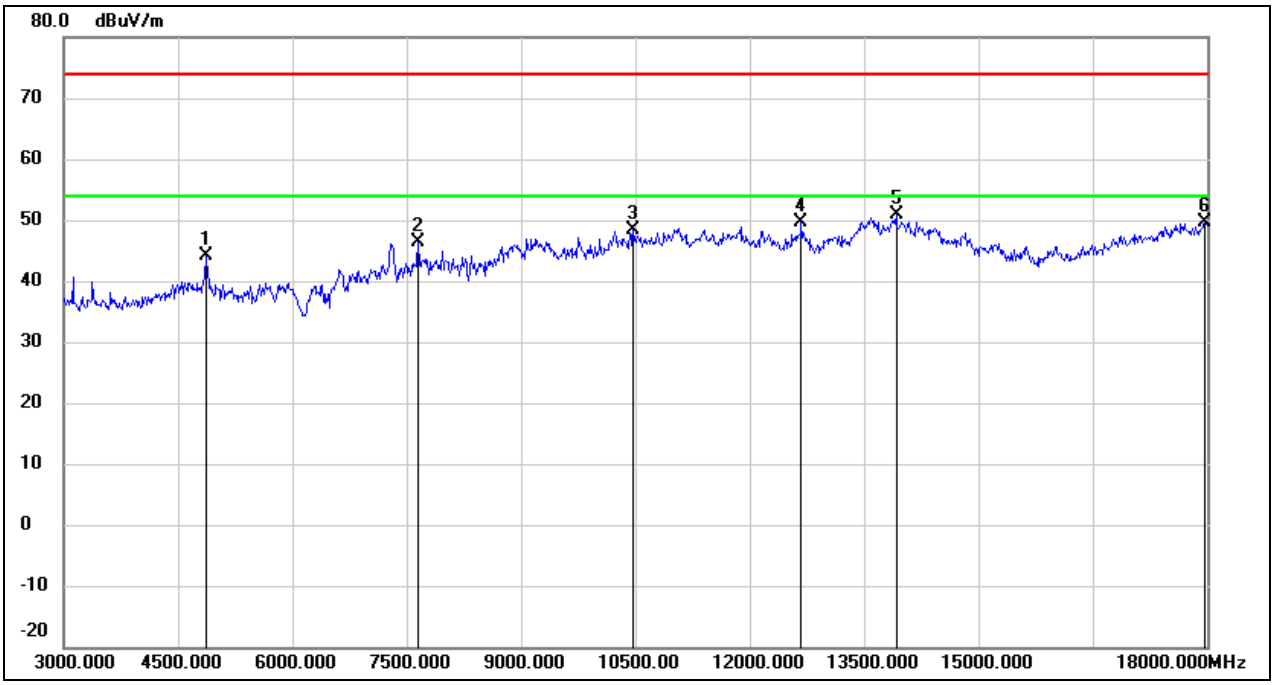

No.	Frequency (MHz)	Reading (dBuV)	Correct (dB/m)	Result (dBuV/m)	Limit (dBuV/m)	Margin (dB)	Remark
1	4860.000	44.18	-0.09	44.09	74.00	-29.91	peak
2	7650.000	40.03	6.33	46.36	74.00	-27.64	peak
3	10470.000	35.47	12.93	48.40	74.00	-25.60	peak
4	12675.000	31.65	17.99	49.64	74.00	-24.36	peak
5	13920.000	29.00	21.79	50.79	74.00	-23.21	peak
6	17970.000	24.19	25.51	49.70	74.00	-24.30	peak

This report shall not be reproduced except in full, without the written approval of UL Verification Services (Guangzhou) Co., Ltd, Song Shan Lake Branch.

Test Mode:	802.11ax HE40	Channel:	2452
Polarity:	Horizontal	Test Voltage:	DC 12 V

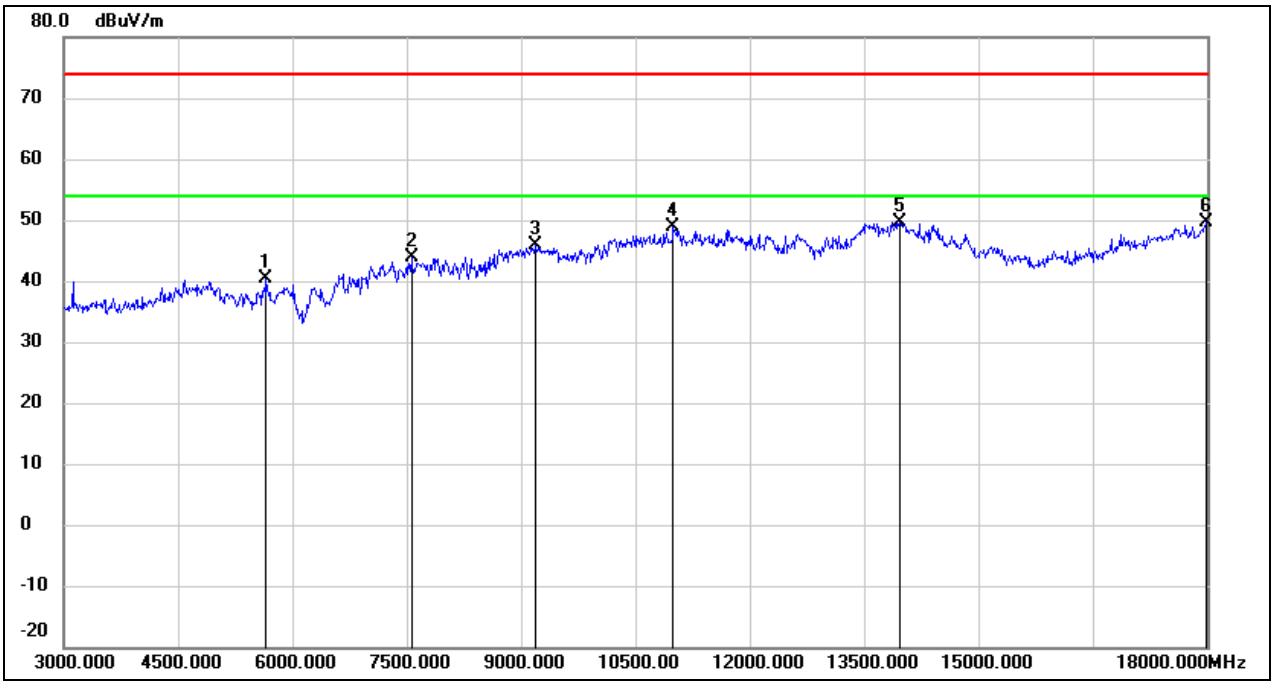

No.	Frequency (MHz)	Reading (dBuV)	Correct (dB/m)	Result (dBuV/m)	Limit (dBuV/m)	Margin (dB)	Remark
1	5655.000	39.10	1.29	40.39	74.00	-33.61	peak
2	7560.000	37.46	6.33	43.79	74.00	-30.21	peak
3	9180.000	35.21	10.56	45.77	74.00	-28.23	peak
4	10995.000	34.04	14.75	48.79	74.00	-25.21	peak
5	13965.000	27.73	21.89	49.62	74.00	-24.38	peak
6	17985.000	24.12	25.60	49.72	74.00	-24.28	peak

This report shall not be reproduced except in full, without the written approval of UL Verification Services (Guangzhou) Co., Ltd, Song Shan Lake Branch.

Test Mode:	802.11ax HE40	Channel:	2452
Polarity:	Vertical	Test Voltage:	DC 12 V

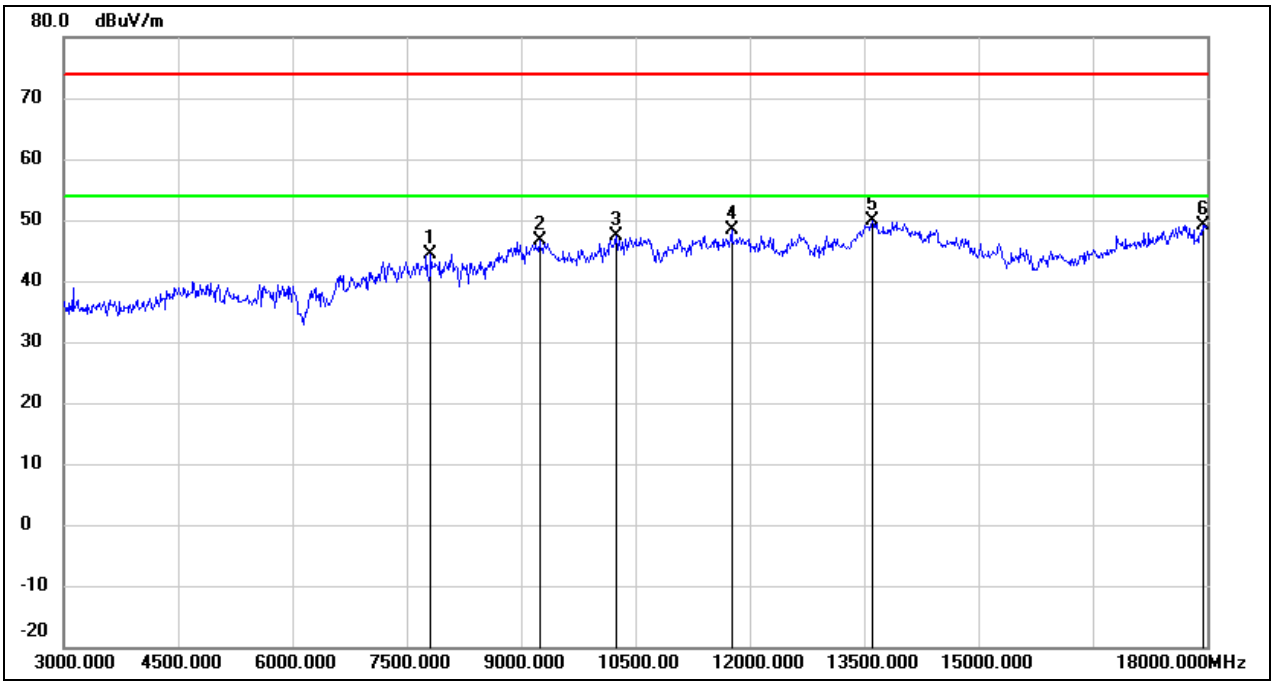

No.	Frequency (MHz)	Reading (dBuV)	Correct (dB/m)	Result (dBuV/m)	Limit (dBuV/m)	Margin (dB)	Remark
1	7815.000	38.16	6.32	44.48	74.00	-29.52	peak
2	9240.000	36.05	10.58	46.63	74.00	-27.37	peak
3	10245.000	34.91	12.48	47.39	74.00	-26.61	peak
4	11760.000	31.12	17.31	48.43	74.00	-25.57	peak
5	13605.000	28.77	21.12	49.89	74.00	-24.11	peak
6	17940.000	23.86	25.34	49.20	74.00	-24.80	peak

This report shall not be reproduced except in full, without the written approval of UL Verification Services (Guangzhou) Co., Ltd, Song Shan Lake Branch.

8.4. SPURIOUS EMISSIONS(9 KHZ~30 MHZ)

Test Mode:	802.11b	Channel:	2412
Polarity:	FACE ON	Test Voltage:	DC 12 V

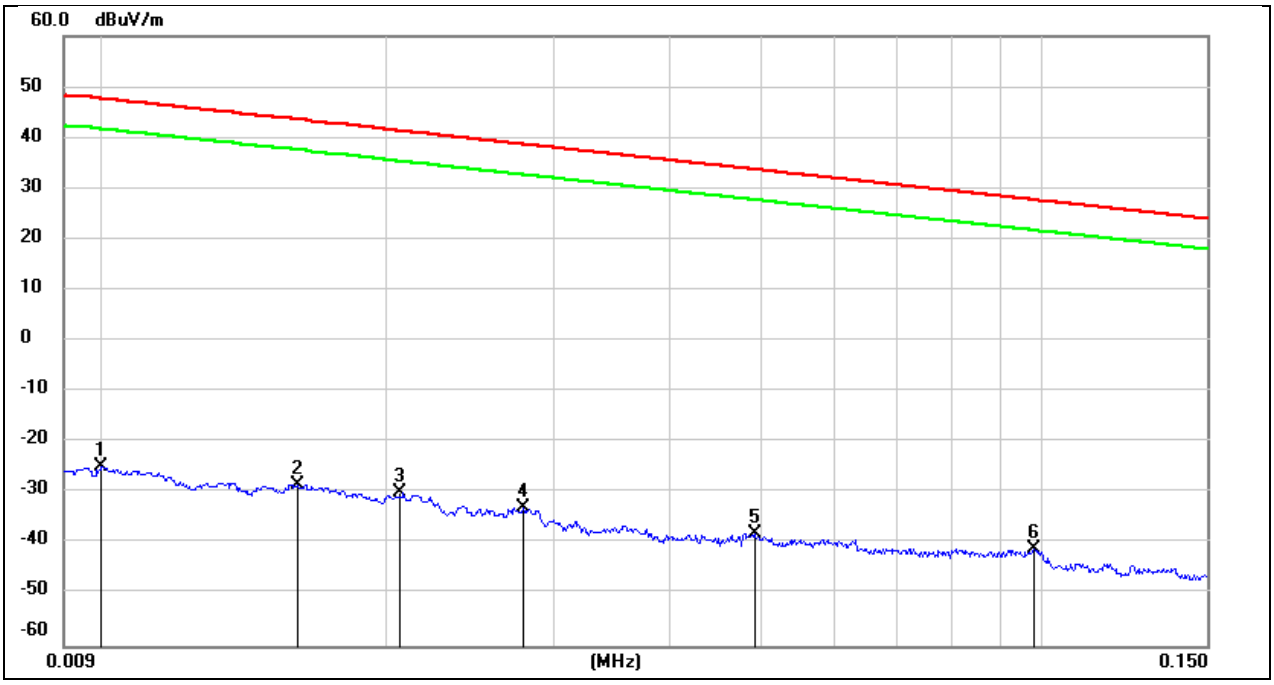

No.	Frequency	Reading	Correct	FCC Result	FCC Limit	ISED Result	ISED Limit	Margin	Remark
	(MHz)	(dBuV)	(dB/m)	(dBuV/m)	(dBuV/m)	(dBuA/m)	(dBuA/m)	(dB)	
1	0.0100	76.72	-101.40	-24.68	47.60	-76.18	-3.90	-72.28	peak
2	0.0160	72.97	-101.37	-28.40	43.52	-79.90	-7.98	-71.92	peak
3	0.0206	71.42	-101.35	-29.93	41.32	-81.43	-10.18	-71.25	peak
4	0.0279	68.67	-101.38	-32.71	38.69	-84.21	-12.81	-71.40	peak
5	0.0492	63.55	-101.47	-37.92	33.76	-89.42	-17.74	-71.68	peak
6	0.0981	60.77	-101.78	-41.01	27.77	-92.51	-23.73	-68.78	peak

This report shall not be reproduced except in full, without the written approval of UL Verification Services (Guangzhou) Co., Ltd, Song Shan Lake Branch.

Test Mode:	802.11b	Channel:	2412
Polarity:	FACE ON	Test Voltage:	DC 12 V

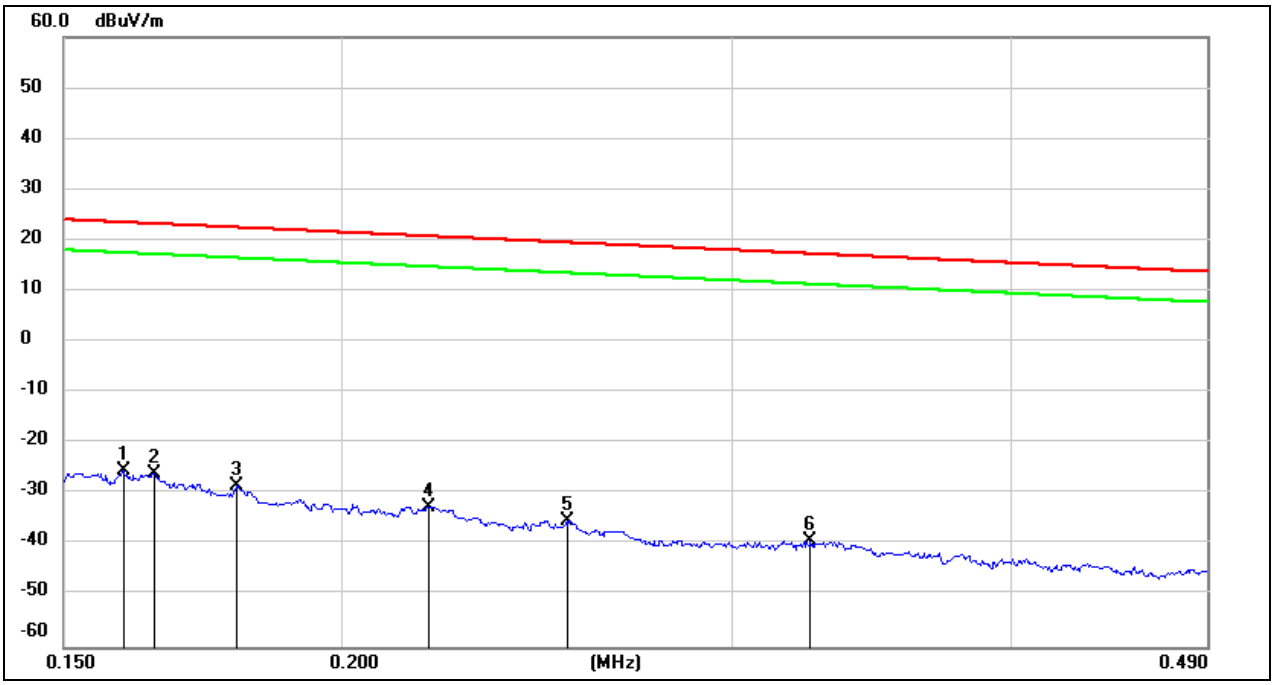

No.	Frequency	Reading	Correct	FCC Result	FCC Limit	ISED Result	ISED Limit	Margin	Remark
	(MHz)	(dBuV)	(dB/m)	(dBuV/m)	(dBuV/m)	(dBuA/m)	(dBuA/m)	(dB)	
1	0.1595	76.36	-101.65	-25.29	23.55	-76.79	-27.95	-48.84	peak
2	0.1647	75.76	-101.66	-25.90	23.27	-77.40	-28.23	-49.17	peak
3	0.1794	73.27	-101.68	-28.41	22.53	-79.91	-28.97	-50.94	peak
4	0.2190	69.27	-101.75	-32.48	20.79	-83.98	-30.71	-53.27	peak
5	0.2530	66.64	-101.80	-35.16	19.54	-86.66	-31.96	-54.70	peak
6	0.3251	62.71	-101.88	-39.17	17.36	-90.67	-34.14	-56.53	peak

This report shall not be reproduced except in full, without the written approval of UL Verification Services (Guangzhou) Co., Ltd, Song Shan Lake Branch.

Test Mode:	802.11b	Channel:	2412
Polarity:	FACE ON	Test Voltage:	DC 12 V

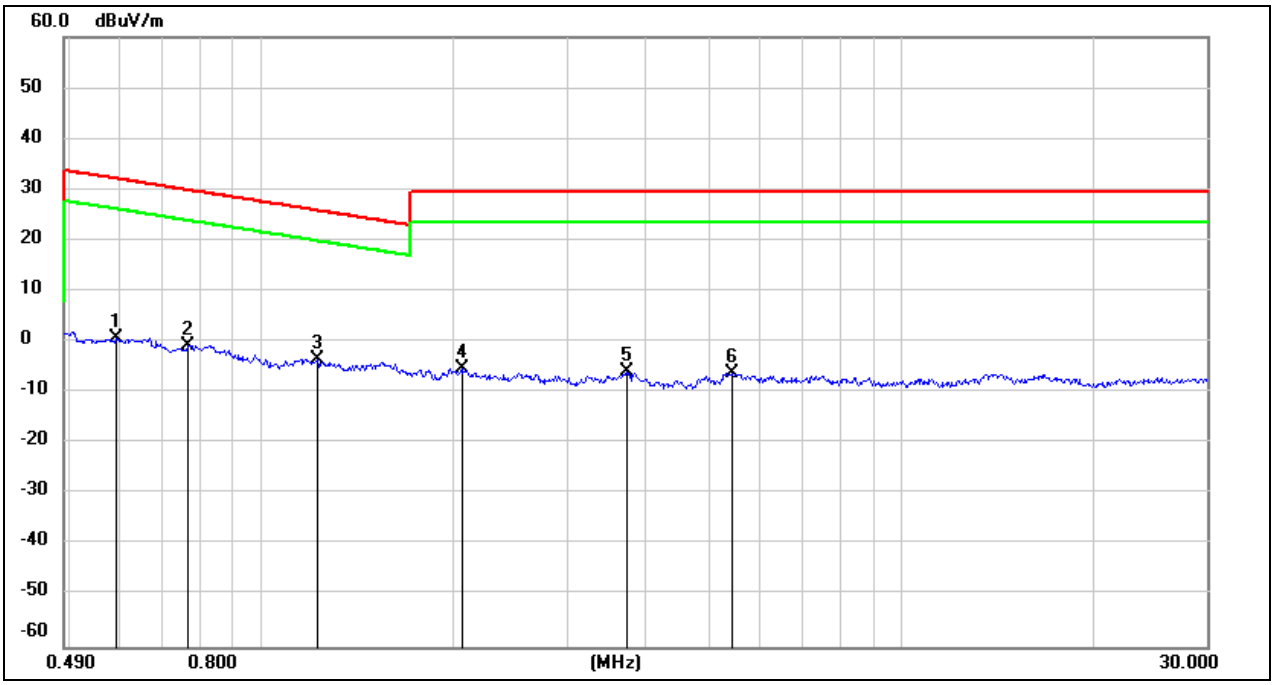

No.	Frequency	Reading	Correct	FCC Result	FCC Limit	ISED Result	ISED Limit	Margin	Remark
	(MHz)	(dBuV)	(dB/m)	(dBuV/m)	(dBuV/m)	(dBuA/m)	(dBuA/m)	(dB)	
1	0.5917	62.74	-62.08	0.66	32.16	-50.84	-19.34	-31.50	peak
2	0.7641	61.42	-62.12	-0.70	29.94	-52.20	-21.56	-30.64	peak
3	1.2214	58.62	-62.16	-3.54	25.87	-55.04	-25.63	-29.41	peak
4	2.0539	56.70	-61.81	-5.11	29.54	-56.61	-21.96	-34.65	peak
5	3.7100	55.70	-61.41	-5.71	29.54	-57.21	-21.96	-35.25	peak
6	5.4477	55.41	-61.42	-6.01	29.54	-57.51	-21.96	-35.55	peak

This report shall not be reproduced except in full, without the written approval of UL Verification Services (Guangzhou) Co., Ltd, Song Shan Lake Branch.

8.5. SPURIOUS EMISSIONS(18 GHZ~26 GHZ)

Test Mode:	802.11b	Channel:	2412
Polarity:	Horizontal	Test Voltage:	DC 12 V

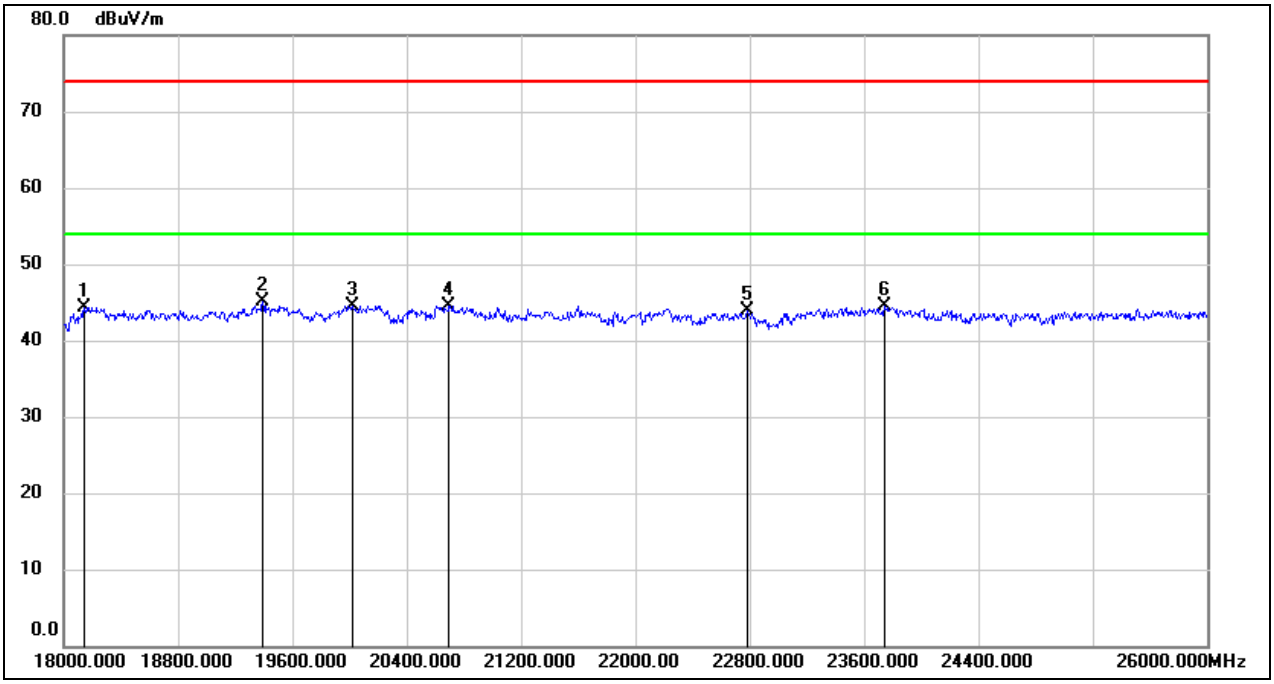

No.	Frequency (MHz)	Reading (dBuV)	Correct (dB/m)	Result (dBuV/m)	Limit (dBuV/m)	Margin (dB)	Remark
1	18144.000	49.77	-5.48	44.29	74.00	-29.71	peak
2	19392.000	50.62	-5.57	45.05	74.00	-28.95	peak
3	20016.000	50.06	-5.47	44.59	74.00	-29.41	peak
4	20696.000	49.71	-5.16	44.55	74.00	-29.45	peak
5	22784.000	47.48	-3.65	43.83	74.00	-30.17	peak
6	23744.000	47.65	-3.20	44.45	74.00	-29.55	peak

This report shall not be reproduced except in full, without the written approval of UL Verification Services (Guangzhou) Co., Ltd, Song Shan Lake Branch.

Test Mode:	802.11b	Channel:	2412
Polarity:	Vertical	Test Voltage:	DC 12 V

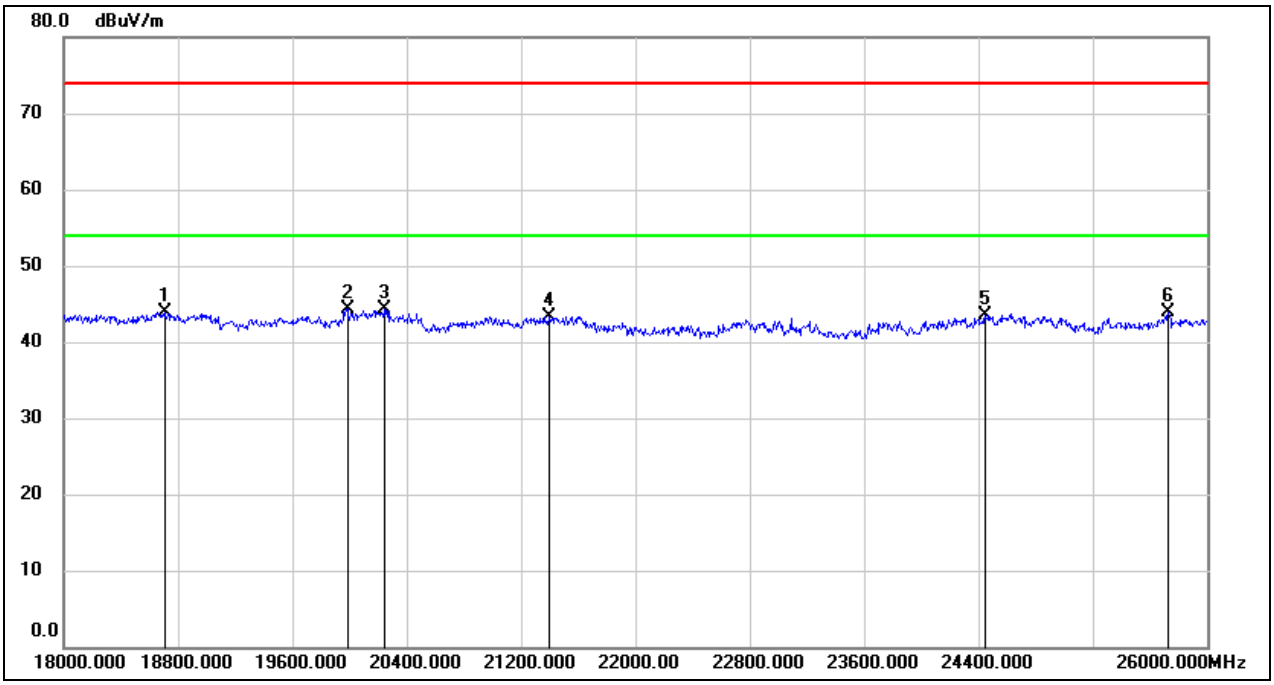

No.	Frequency (MHz)	Reading (dBuV)	Correct (dB/m)	Result (dBuV/m)	Limit (dBuV/m)	Margin (dB)	Remark
1	18712.000	49.40	-5.40	44.00	74.00	-30.00	peak
2	19984.000	49.71	-5.44	44.27	74.00	-29.73	peak
3	20240.000	49.82	-5.61	44.21	74.00	-29.79	peak
4	21400.000	48.04	-4.72	43.32	74.00	-30.68	peak
5	24448.000	45.92	-2.42	43.50	74.00	-30.50	peak
6	25728.000	44.61	-0.72	43.89	74.00	-30.11	peak

This report shall not be reproduced except in full, without the written approval of UL Verification Services (Guangzhou) Co., Ltd, Song Shan Lake Branch.

8.6. SPURIOUS EMISSIONS(30 MHZ~1 GHZ)

Test Mode:	802.11b	Channel:	2412
Polarity:	Horizontal	Test Voltage:	DC 12 V

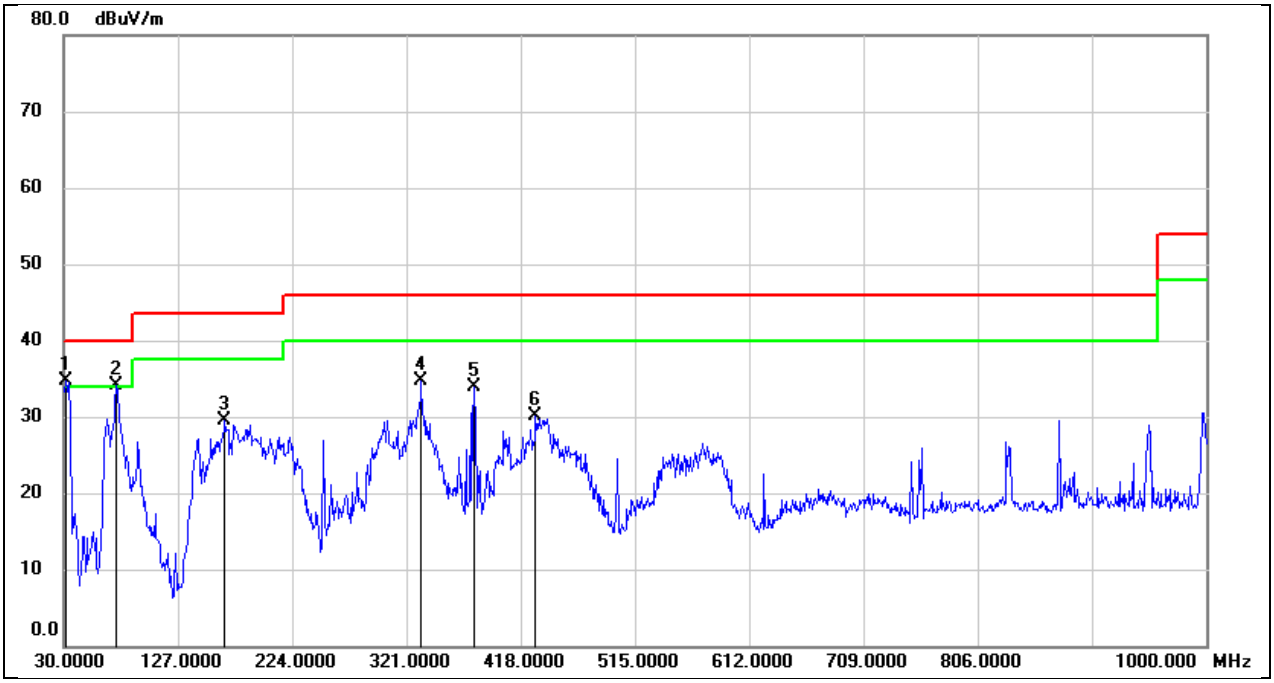

No.	Frequency (MHz)	Reading (dBuV)	Correct (dB/m)	Result (dBuV/m)	Limit (dBuV/m)	Margin (dB)	Remark
1	31.9400	53.23	-18.55	34.68	40.00	-5.32	QP
2	74.6200	55.31	-21.12	34.19	40.00	-5.81	QP
3	166.7700	46.69	-17.13	29.56	43.50	-13.94	QP
4	333.6099	48.44	-13.68	34.76	46.00	-11.24	QP
5	378.2300	46.75	-12.89	33.86	46.00	-12.14	QP
6	430.6100	42.33	-12.15	30.18	46.00	-15.82	QP

This report shall not be reproduced except in full, without the written approval of UL Verification Services (Guangzhou) Co., Ltd, Song Shan Lake Branch.

Test Mode:	802.11b	Channel:	2412
Polarity:	Vertical	Test Voltage:	DC 12 V

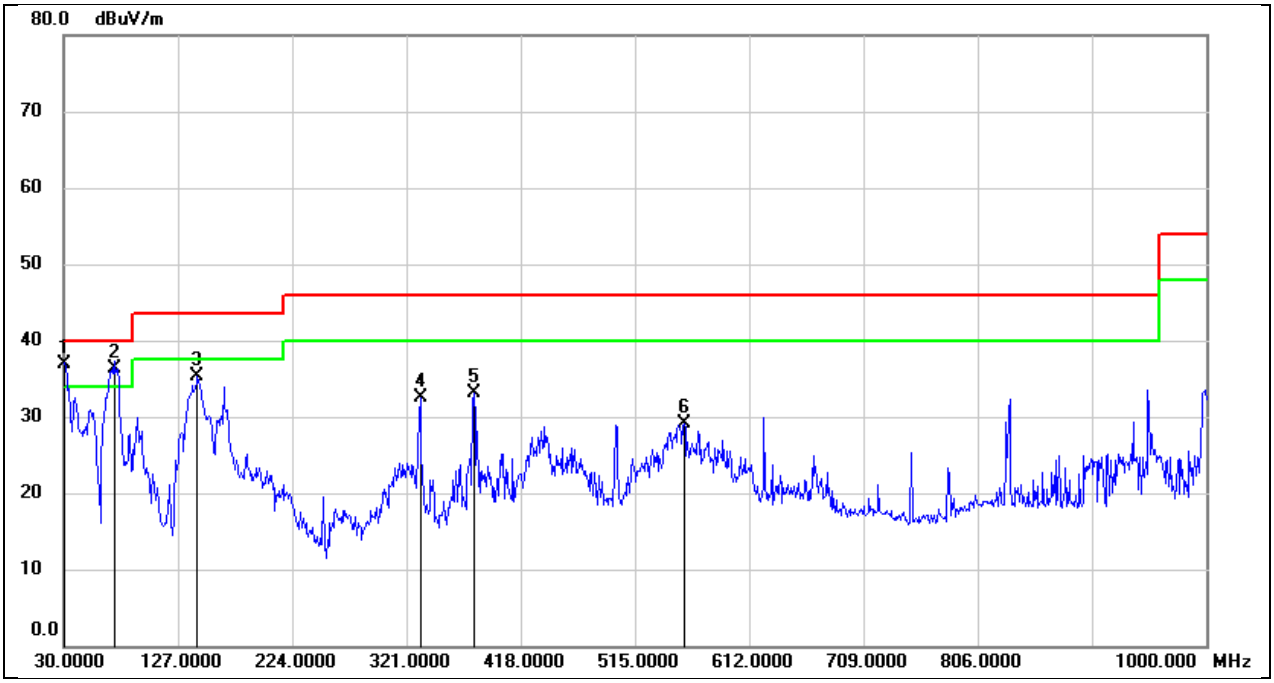

No.	Frequency (MHz)	Reading (dBuV)	Correct (dB/m)	Result (dBuV/m)	Limit (dBuV/m)	Margin (dB)	Remark
1	30.0000	55.05	-18.24	36.81	40.00	-3.19	QP
2	72.6800	57.32	-20.96	36.36	40.00	-3.64	QP
3	143.4900	54.00	-18.69	35.31	43.50	-8.19	QP
4	332.6400	46.27	-13.74	32.53	46.00	-13.47	QP
5	378.2300	46.06	-12.89	33.17	46.00	-12.83	QP
6	556.7100	39.47	-10.38	29.09	46.00	-16.91	QP

This report shall not be reproduced except in full, without the written approval of UL Verification Services (Guangzhou) Co., Ltd, Song Shan Lake Branch.

9. ANTENNA REQUIREMENT

REQUIREMENT

Please refer to FCC part 15.203
An intentional radiator shall be designed to ensure that no antenna other than that furnished by the responsible party shall be used with the device. The use of a permanently attached antenna or of an antenna that uses a unique coupling to the intentional radiator shall be considered sufficient to comply with the provisions of this section. The manufacturer may design the unit so that a broken antenna can be replaced by the user, but the use of a standard antenna jack or electrical connector is prohibited.

Please refer to FCC part 15.247(b)(4)
The conducted output power limit specified in paragraph (b) of this section is based on the use of antennas with directional gains that do not exceed 6 dBi. Except as shown in paragraph (c) of this section, if transmitting antennas of directional gain greater than 6 dBi are used, the conducted output power from the intentional radiator shall be reduced below the stated values in paragraphs (b)(1), (b)(2), and (b)(3) of this section, as appropriate, by the amount in dB that the directional gain of the antenna exceeds 6 dBi.

DESCRIPTION

Pass

This report shall not be reproduced except in full, without the written approval of UL Verification Services (Guangzhou) Co., Ltd, Song Shan Lake Branch.

10. AC POWER LINE CONDUCTED EMISSION

LIMITS

Please refer to CFR 47 FCC §15.207 (a) and ISED RSS-Gen Clause 8.8

FREQUENCY (MHz)	Quasi-peak	Average
0.15 -0.5	66 - 56 *	56 - 46 *
0.50 -5.0	56.00	46.00
5.0 -30.0	60.00	50.00

TEST PROCEDURE

The EUT is put on a table of non-conducting material that is 80 cm high. The vertical conducting wall of shielding is located 40 cm to the rear of the EUT. The power line of the EUT is connected to the AC mains through a Artificial Mains Network (A.M.N.). A EMI Measurement Receiver (R&S Test Receiver ESR3) is used to test the emissions from both sides of AC line. According to the requirements in Section 6.2 of ANSI C63.10-2013.Conducted emissions from the EUT measured in the frequency range between 0.15 MHz and 30 MHz using CISPR Quasi-Peak and average detector mode. The bandwidth of EMI test receiver is set at 9 kHz.

The arrangement of the equipment is installed to meet the standards and operating in a manner, which tends to maximize its emission characteristics in a normal application.

TEST SETUP

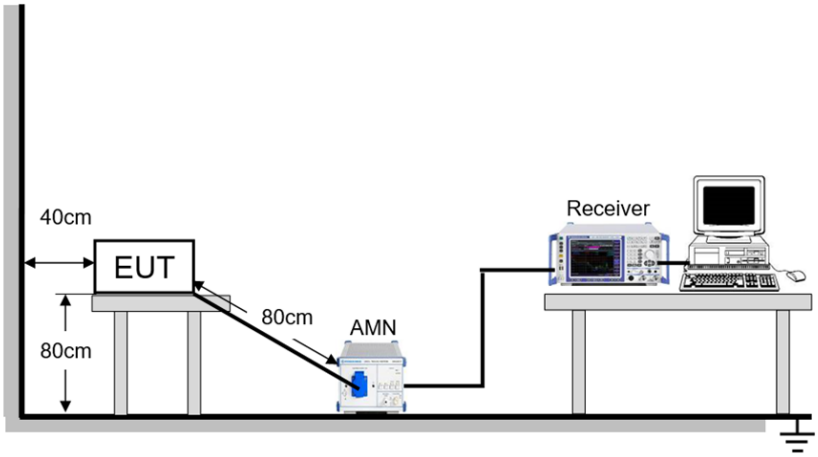

This report shall not be reproduced except in full, without the written approval of UL Verification Services (Guangzhou) Co., Ltd, Song Shan Lake Branch.

TEST ENVIRONMENT

Temperature	24.6℃	Relative Humidity	58%
Atmosphere Pressure	101kPa	Test Voltage	AC 120 V, 60 Hz

TEST DATE / ENGINEER

Test Date	June 12, 2023	Test By	Wite Chen

This report shall not be reproduced except in full, without the written approval of UL Verification Services (Guangzhou) Co., Ltd, Song Shan Lake Branch.

TEST RESULTS

Test Mode:	802.11b	Channel:	2412
Line:	Line	Test Voltage:	AC 120 V, 60 Hz

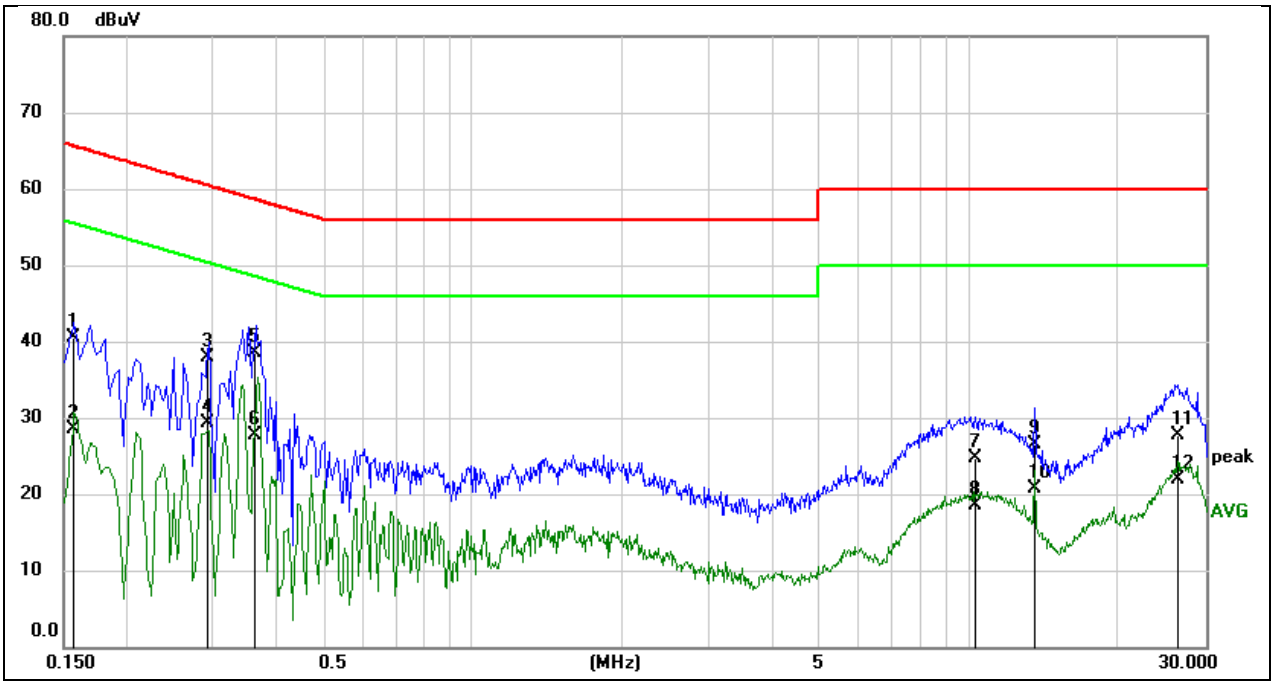

No.	Frequency (MHz)	Reading (dBuV)	Correct (dB)	Result (dBuV)	Limit (dBuV)	Margin (dB)	Remark
1	0.1560	30.86	9.59	40.45	65.67	-25.22	QP
2	0.1560	18.85	9.59	28.44	55.67	-27.23	AVG
3	0.2914	28.22	9.59	37.81	60.48	-22.67	QP
4	0.2914	19.81	9.59	29.40	50.48	-21.08	AVG
5	0.3627	29.01	9.59	38.60	58.67	-20.07	QP
6	0.3627	18.14	9.59	27.73	48.67	-20.94	AVG
7	10.2975	15.08	9.72	24.80	60.00	-35.20	QP
8	10.2975	8.83	9.72	18.55	50.00	-31.45	AVG
9	13.5637	16.72	9.76	26.48	60.00	-33.52	QP
10	13.5637	10.89	9.76	20.65	50.00	-29.35	AVG
11	26.2951	17.93	9.72	27.65	60.00	-32.35	QP
12	26.2951	12.19	9.72	21.91	50.00	-28.09	AVG

Note:
1. Result = Reading + Correct Factor.
2. If QP Result complies with AV limit, AV Result is deemed to comply with AV limit.
3. Test setup: RBW: 200 Hz (9 kHz ~ 150 kHz), 9 kHz (150 kHz ~ 30 MHz).
4. Step size: 80 Hz (0.009 MHz ~ 0.15 MHz), 4 kHz (0.15 MHz ~ 30 MHz), Scan time: auto.

Note: All the modes have been tested, only the worst data was recorded in the report.

This report shall not be reproduced except in full, without the written approval of UL Verification Services (Guangzhou) Co., Ltd, Song Shan Lake Branch.

Test Mode:	802.11b	Channel:	2412
Line:	Neutral	Test Voltage:	AC 120 V, 60 Hz

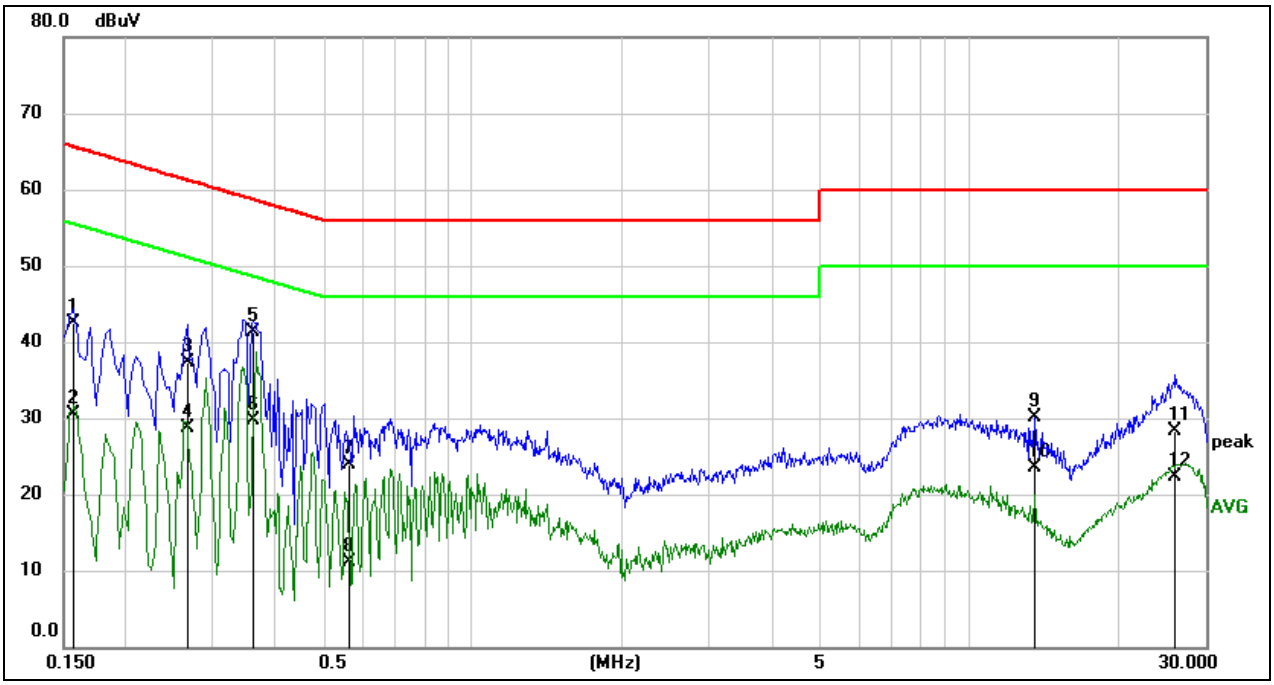

No.	Frequency (MHz)	Reading (dBuV)	Correct (dB)	Result (dBuV)	Limit (dBuV)	Margin (dB)	Remark
1	0.1569	32.92	9.50	42.42	65.63	-23.21	QP
2	0.1569	21.01	9.50	30.51	55.63	-25.12	AVG
3	0.2655	27.73	9.57	37.30	61.26	-23.96	QP
4	0.2655	19.18	9.57	28.75	51.26	-22.51	AVG
5	0.3619	31.73	9.54	41.27	58.68	-17.41	QP
6	0.3619	20.25	9.54	29.79	48.68	-18.89	AVG
7	0.5654	14.31	9.50	23.81	56.00	-32.19	QP
8	0.5654	1.56	9.50	11.06	46.00	-34.94	AVG
9	13.5594	20.52	9.66	30.18	60.00	-29.82	QP
10	13.5594	13.80	9.66	23.46	50.00	-26.54	AVG
11	26.0099	18.55	9.69	28.24	60.00	-31.76	QP
12	26.0099	12.71	9.69	22.40	50.00	-27.60	AVG

Note:
1. Result = Reading + Correct Factor.
2. If QP Result complies with AV limit, AV Result is deemed to comply with AV limit.
3. Test setup: RBW: 200 Hz (9 kHz ~ 150 kHz), 9 kHz (150 kHz ~ 30 MHz).
4. Step size: 80 Hz (0.009 MHz ~ 0.15 MHz), 4 kHz (0.15 MHz ~ 30 MHz), Scan time: auto.

Note: All the modes have been tested, only the worst data was recorded in the report.

This report shall not be reproduced except in full, without the written approval of UL Verification Services (Guangzhou) Co., Ltd, Song Shan Lake Branch.

11. TEST DATA

11.1. APPENDIX A: DTS BANDWIDTH

11.1.1. Test Result

Test Mode	Antenna	Channel	DTS BW [MHz]	FL[MHz]	FH[MHz]	Limit[MHz]	Verdict
11B-CDD	Ant2	2412	8.04	2407.96	2416.00	0.5	PASS
	Ant4	2412	8.08	2407.92	2416.00	0.5	PASS
	Ant2	2417	8.08	2412.92	2421.00	0.5	PASS
	Ant4	2417	7.12	2413.40	2420.52	0.5	PASS
	Ant2	2437	7.76	2432.96	2440.72	0.5	PASS
	Ant4	2437	8.04	2432.96	2441.00	0.5	PASS
	Ant2	2457	8.04	2453.00	2461.04	0.5	PASS
	Ant4	2457	7.56	2452.96	2460.52	0.5	PASS
	Ant2	2462	7.12	2458.40	2465.52	0.5	PASS
	Ant4	2462	8.00	2457.96	2465.96	0.5	PASS
11G-CDD	Ant2	2412	16.44	2403.72	2420.16	0.5	PASS
	Ant4	2412	16.32	2403.80	2420.12	0.5	PASS
	Ant2	2417	16.36	2408.80	2425.16	0.5	PASS
	Ant4	2417	16.40	2408.76	2425.16	0.5	PASS
	Ant2	2437	16.32	2428.80	2445.12	0.5	PASS
	Ant4	2437	16.32	2428.80	2445.12	0.5	PASS
	Ant2	2457	16.32	2448.80	2465.12	0.5	PASS
	Ant4	2457	16.36	2448.80	2465.16	0.5	PASS
	Ant2	2462	16.36	2453.80	2470.16	0.5	PASS
	Ant4	2462	16.40	2453.76	2470.16	0.5	PASS
11N20MIMO	Ant2	2412	17.64	2403.12	2420.76	0.5	PASS
	Ant4	2412	17.60	2403.16	2420.76	0.5	PASS
	Ant2	2417	17.64	2408.12	2425.76	0.5	PASS
	Ant4	2417	17.64	2408.12	2425.76	0.5	PASS
	Ant2	2437	17.56	2428.16	2445.72	0.5	PASS
	Ant4	2437	17.60	2428.16	2445.76	0.5	PASS
	Ant2	2457	17.60	2448.16	2465.76	0.5	PASS
	Ant4	2457	17.64	2448.12	2465.76	0.5	PASS
	Ant2	2462	17.60	2453.16	2470.76	0.5	PASS
	Ant4	2462	17.60	2453.12	2470.72	0.5	PASS
11N40MIMO	Ant2	2422	36.32	2403.84	2440.16	0.5	PASS
	Ant4	2422	36.32	2403.84	2440.16	0.5	PASS
	Ant2	2427	36.32	2408.84	2445.16	0.5	PASS
	Ant4	2427	36.32	2408.84	2445.16	0.5	PASS
	Ant2	2437	36.32	2418.84	2455.16	0.5	PASS
	Ant4	2437	36.32	2418.84	2455.16	0.5	PASS
	Ant2	2447	36.32	2428.84	2465.16	0.5	PASS
	Ant4	2447	36.32	2428.84	2465.16	0.5	PASS
	Ant2	2452	36.32	2433.84	2470.16	0.5	PASS
	Ant4	2452	36.32	2433.84	2470.16	0.5	PASS
11AX20MIMO	Ant2	2412	19.00	2402.52	2421.52	0.5	PASS
	Ant4	2412	19.16	2402.40	2421.56	0.5	PASS
	Ant2	2417	18.84	2407.64	2426.48	0.5	PASS
	Ant4	2417	19.08	2407.40	2426.48	0.5	PASS
	Ant2	2437	19.04	2427.44	2446.48	0.5	PASS
	Ant4	2437	18.96	2427.48	2446.44	0.5	PASS
	Ant2	2457	18.92	2447.56	2466.48	0.5	PASS
	Ant4	2457	19.04	2447.44	2466.48	0.5	PASS
	Ant2	2462	19.12	2452.40	2471.52	0.5	PASS
	Ant4	2462	19.04	2452.44	2471.48	0.5	PASS
11AX40MIMO	Ant2	2422	38.16	2402.80	2440.96	0.5	PASS
	Ant4	2422	38.16	2402.80	2440.96	0.5	PASS
	Ant2	2427	37.92	2407.80	2445.72	0.5	PASS

This report shall not be reproduced except in full, without the written approval of UL Verification Services (Guangzhou) Co., Ltd, Song Shan Lake Branch.

	Ant4	2427	38.24	2407.80	2446.04	0.5	PASS
	Ant2	2437	37.68	2418.20	2455.88	0.5	PASS
	Ant4	2437	38.24	2417.80	2456.04	0.5	PASS
	Ant2	2447	38.16	2427.88	2466.04	0.5	PASS
	Ant4	2447	38.16	2427.88	2466.04	0.5	PASS
	Ant2	2452	38.24	2432.88	2471.12	0.5	PASS
	Ant4	2452	38.24	2432.88	2471.12	0.5	PASS

This report shall not be reproduced except in full, without the written approval of UL Verification Services (Guangzhou) Co., Ltd, Song Shan Lake Branch.

11.1.2. Test Graphs

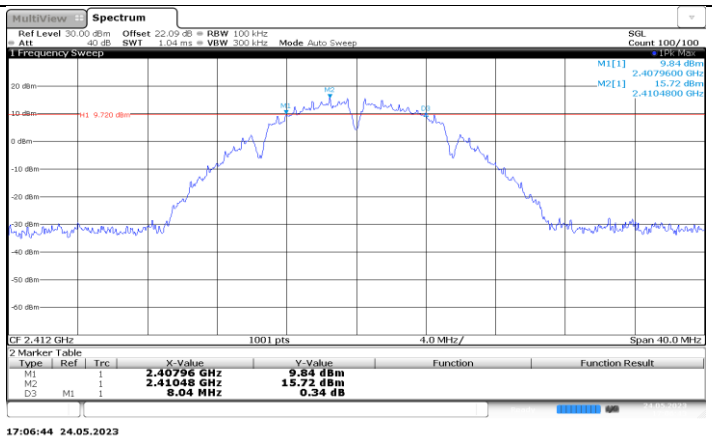

11B-CDD_Ant2_2412

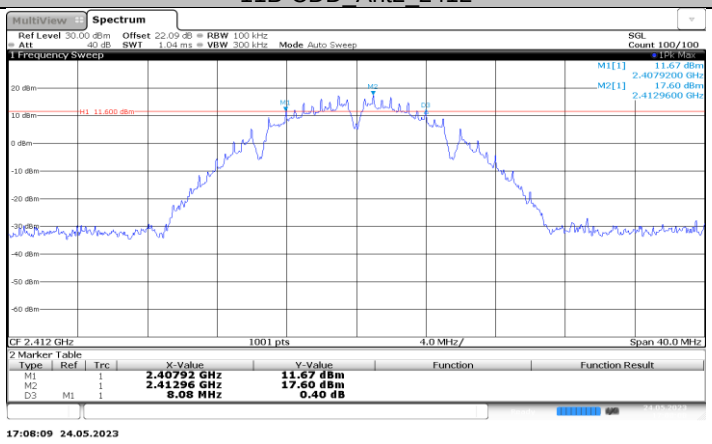

11B-CDD_Ant4_2412

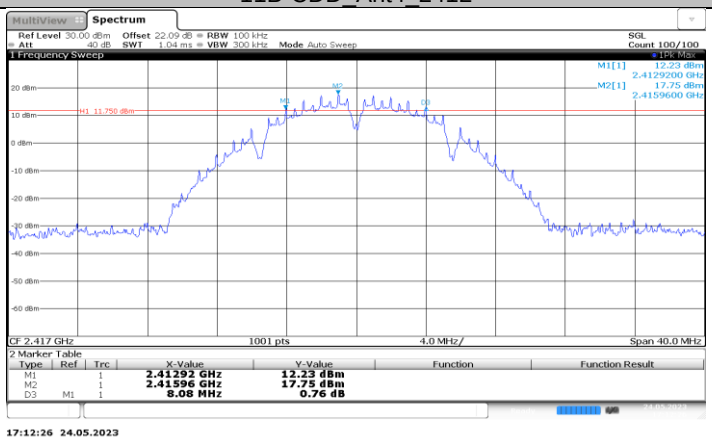

11B-CDD_Ant2_2417

This report shall not be reproduced except in full, without the written approval of UL Verification Services (Guangzhou) Co., Ltd, Song Shan Lake Branch.

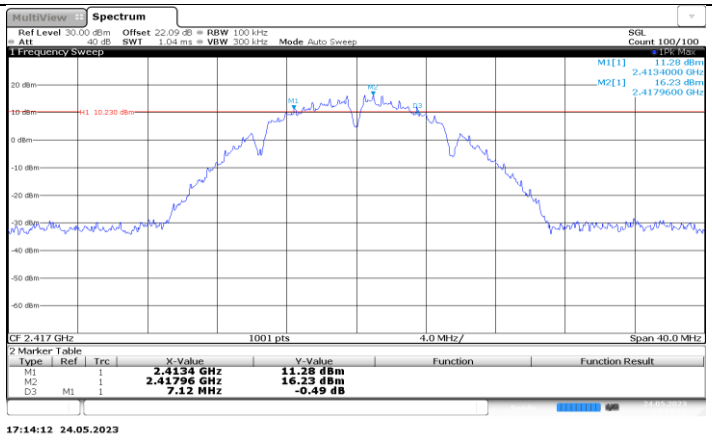

11B-CDD_Ant4_2417

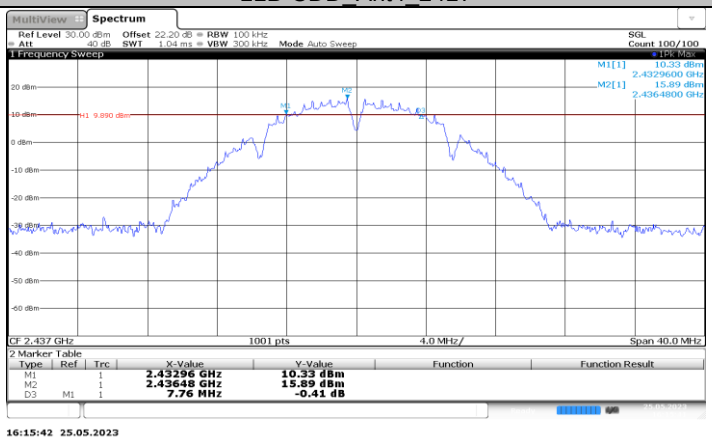

11B-CDD_Ant2_2437

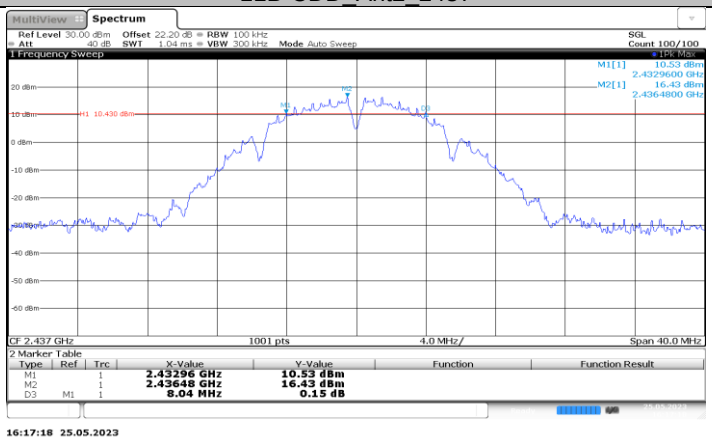

11B-CDD_Ant4_2437

This report shall not be reproduced except in full, without the written approval of UL Verification Services (Guangzhou) Co., Ltd, Song Shan Lake Branch.

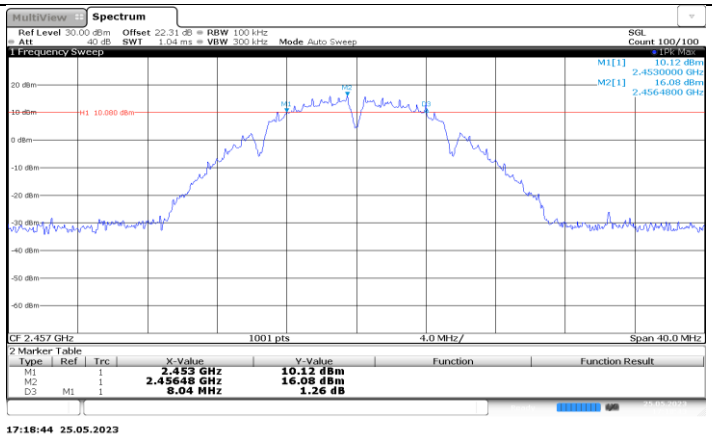

11B-CDD_Ant2_2457

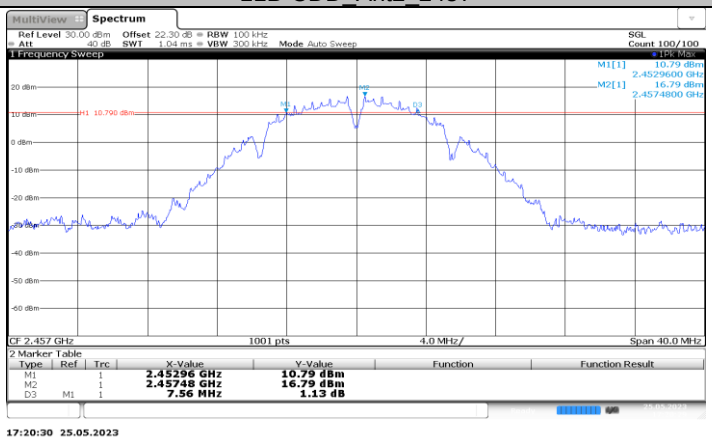

11B-CDD_Ant4_2457

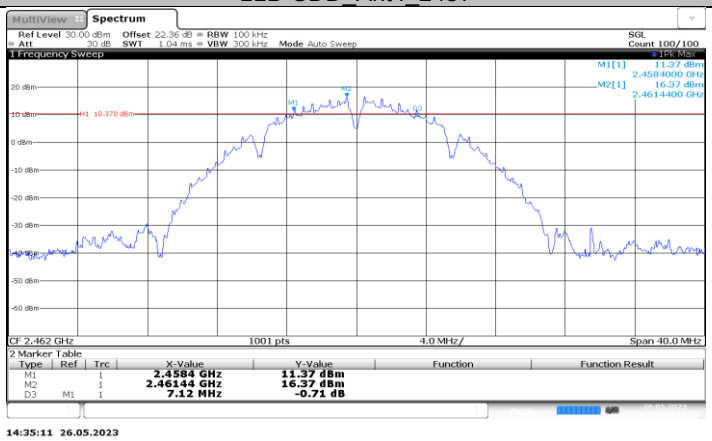

11B-CDD_Ant2_2462

This report shall not be reproduced except in full, without the written approval of UL Verification Services (Guangzhou) Co., Ltd, Song Shan Lake Branch.

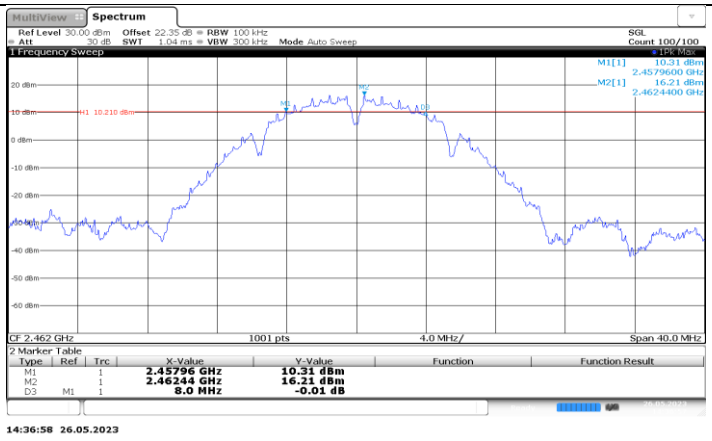

11B-CDD_Ant4_2462

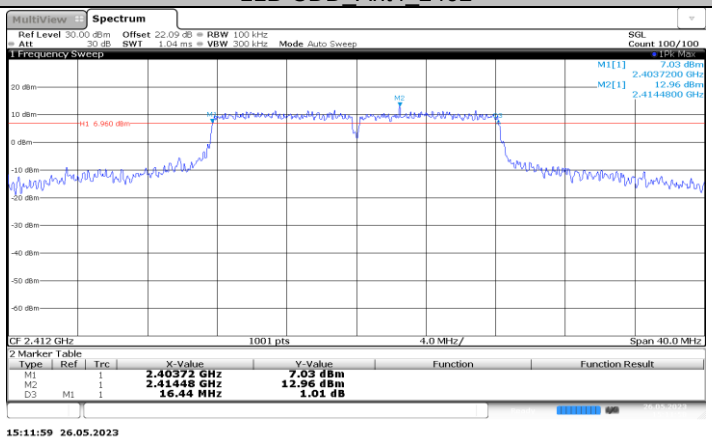

11G-CDD_Ant2_2412

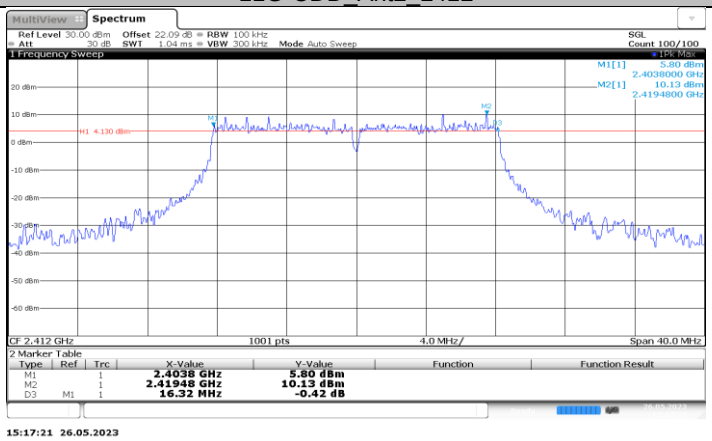

11G-CDD_Ant4_2412

This report shall not be reproduced except in full, without the written approval of UL Verification Services (Guangzhou) Co., Ltd, Song Shan Lake Branch.

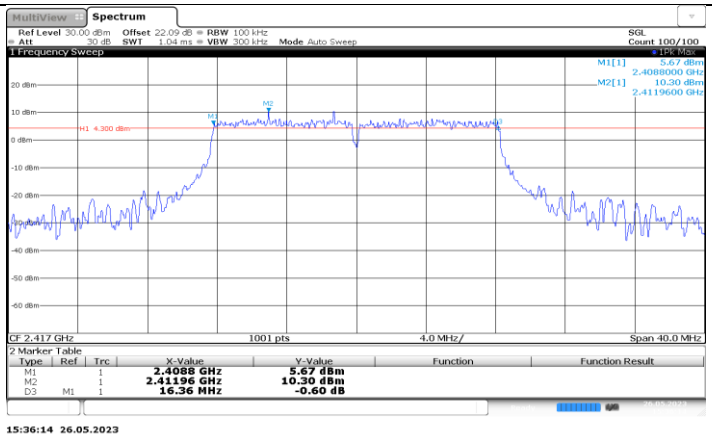

11G-CDD_Ant2_2417

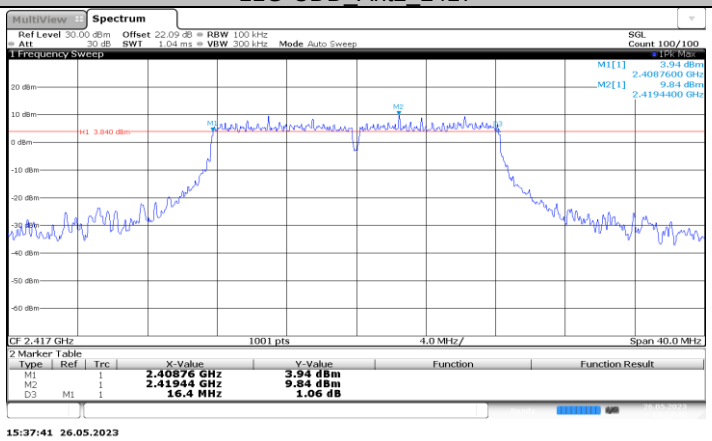

11G-CDD_Ant4_2417

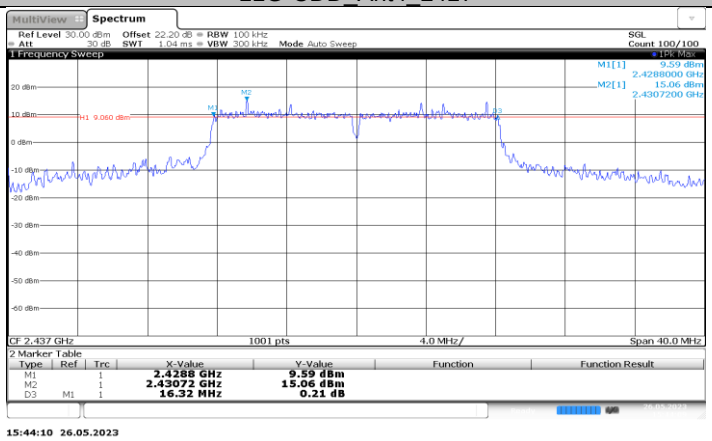

11G-CDD_Ant2_2437

This report shall not be reproduced except in full, without the written approval of UL Verification Services (Guangzhou) Co., Ltd, Song Shan Lake Branch.

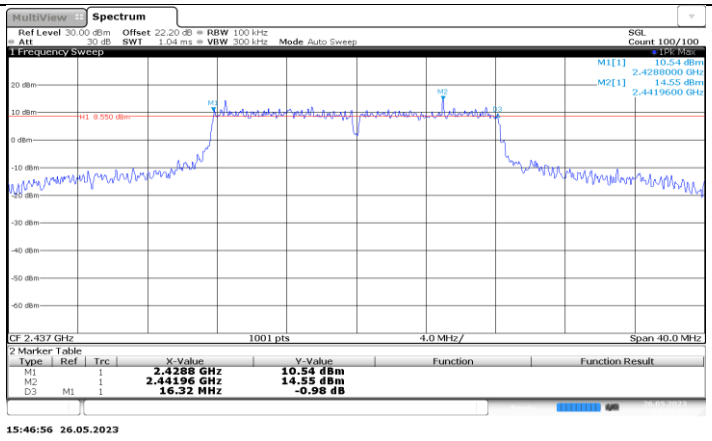

11G-CDD_Ant4_2437

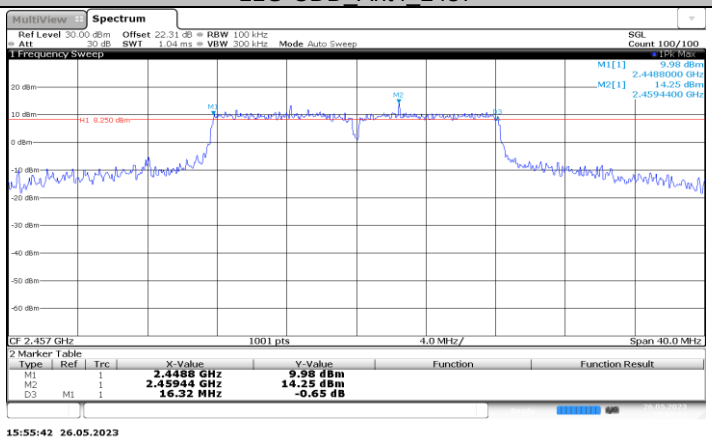

11G-CDD_Ant2_2457

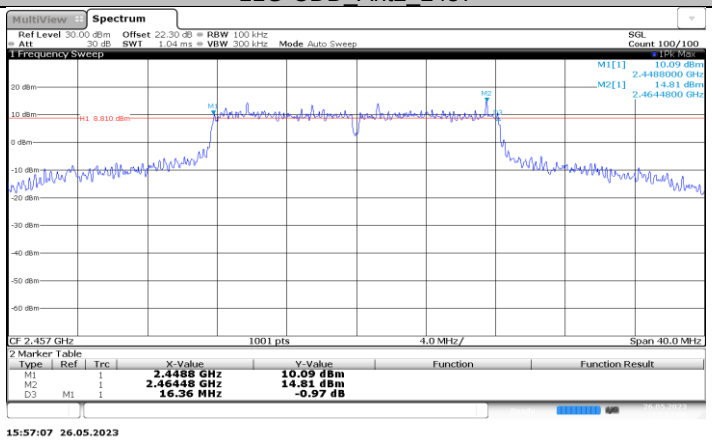

11G-CDD_Ant4_2457

This report shall not be reproduced except in full, without the written approval of UL Verification Services (Guangzhou) Co., Ltd, Song Shan Lake Branch.

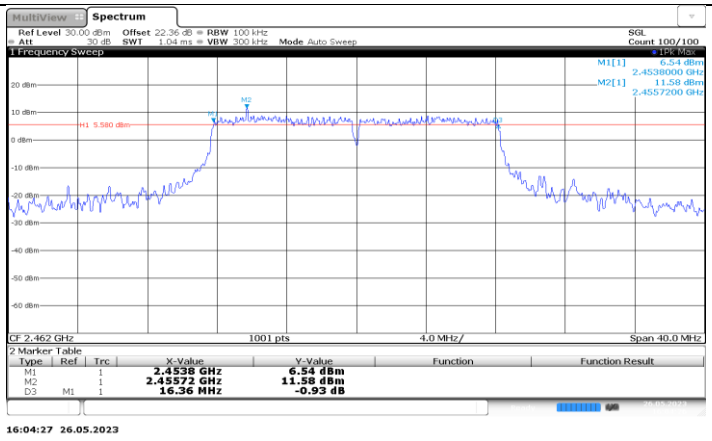

11G-CDD_Ant2_2462

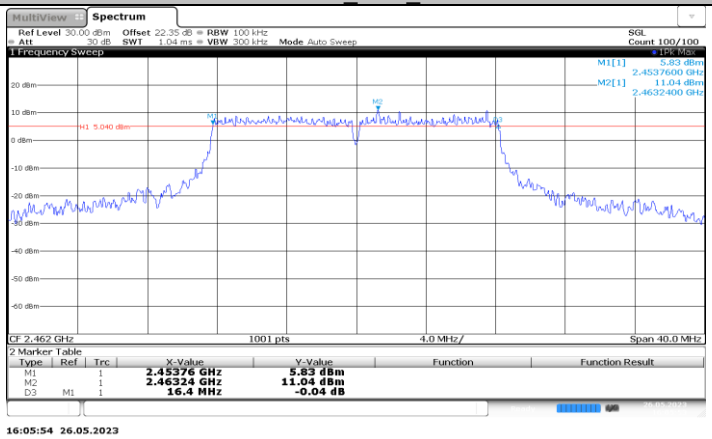

11G-CDD_Ant4_2462

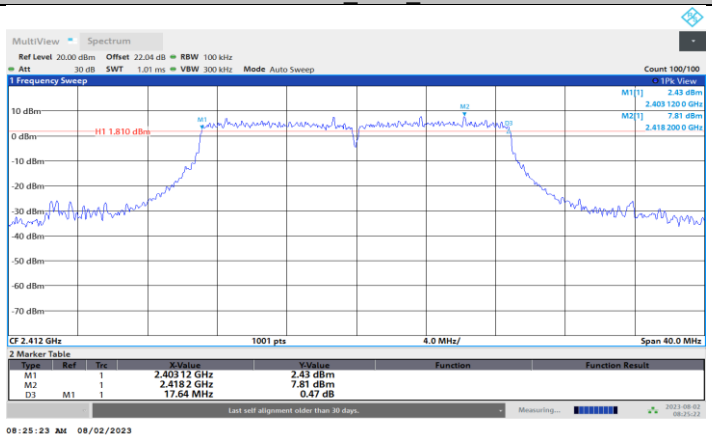

11N20MIMO_Ant2_2412

This report shall not be reproduced except in full, without the written approval of UL Verification Services (Guangzhou) Co., Ltd, Song Shan Lake Branch.

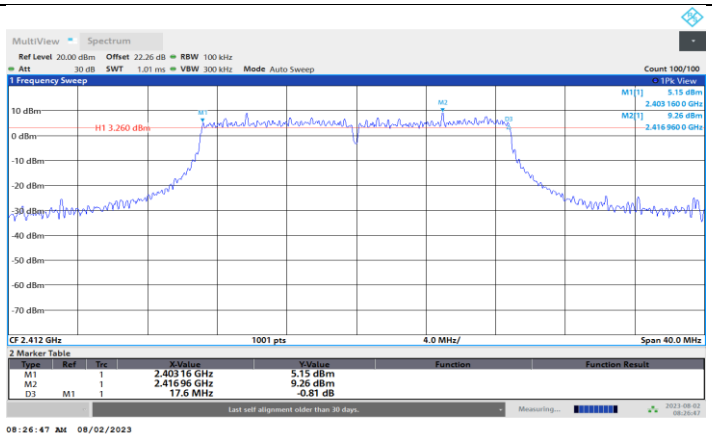

11N20MIMO_Ant4_2412

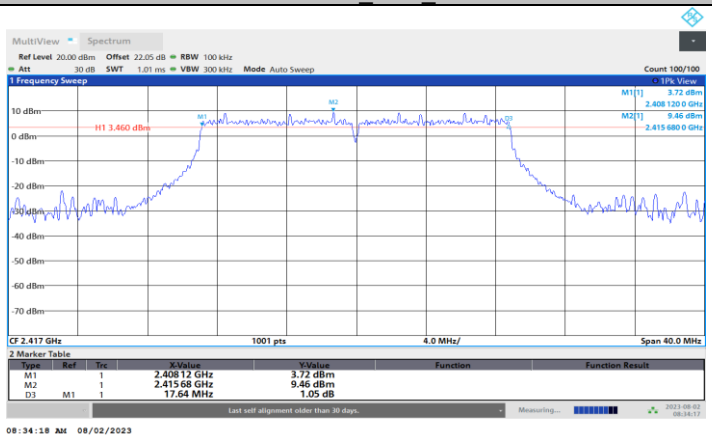

11N20MIMO_Ant2_2417

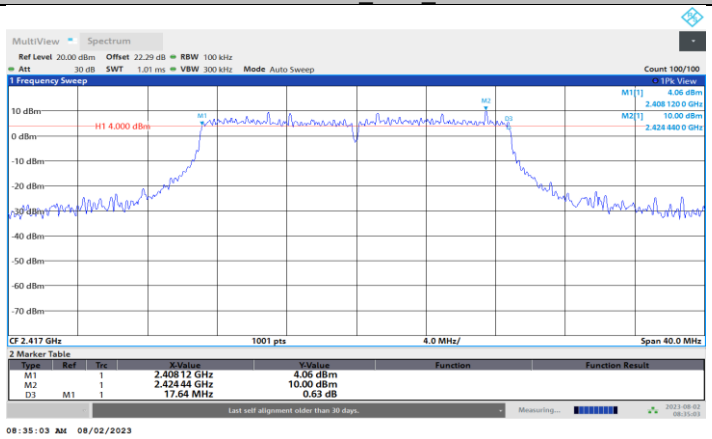

11N20MIMO_Ant4_2417

This report shall not be reproduced except in full, without the written approval of UL Verification Services (Guangzhou) Co., Ltd, Song Shan Lake Branch.

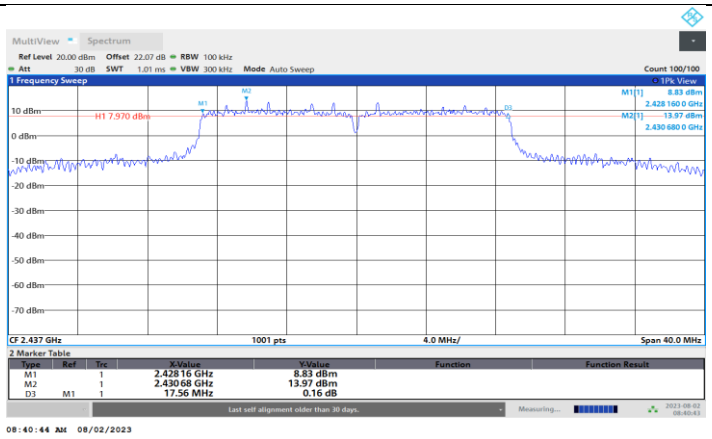

11N20MIMO_Ant2_2437

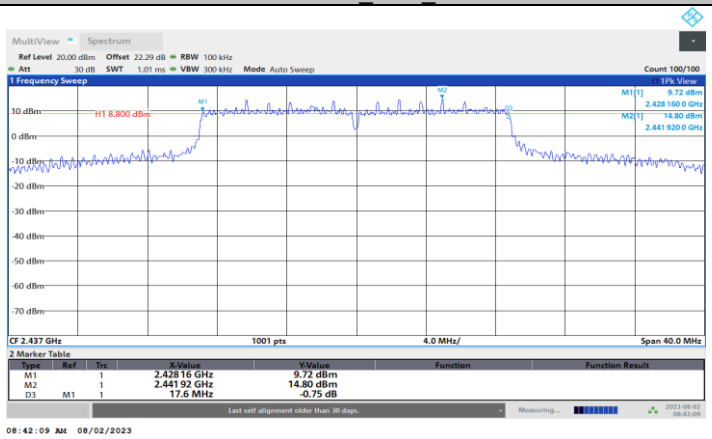

11N20MIMO_Ant4_2437

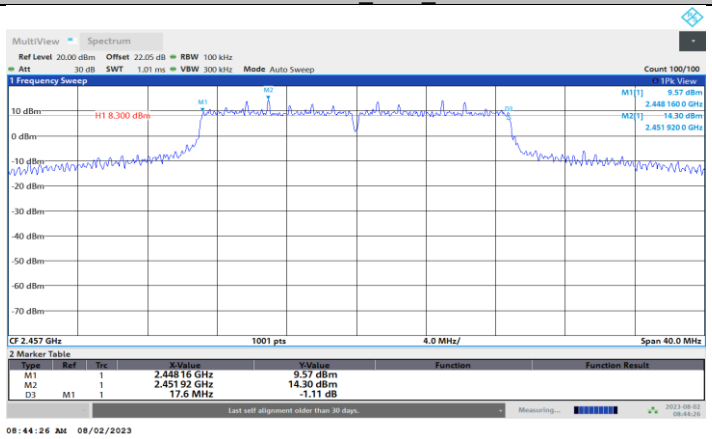

11N20MIMO_Ant2_2457

This report shall not be reproduced except in full, without the written approval of UL Verification Services (Guangzhou) Co., Ltd, Song Shan Lake Branch.

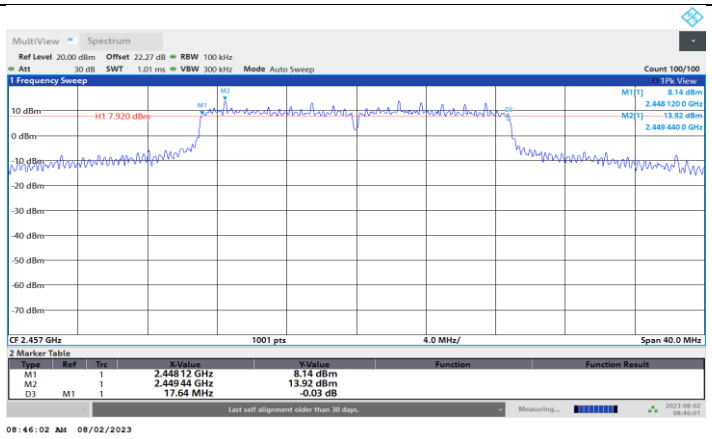

11N20MIMO_Ant4_2457

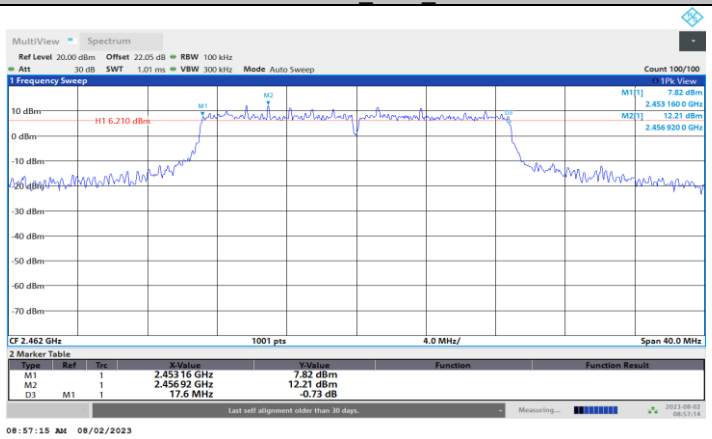

11N20MIMO_Ant2_2462

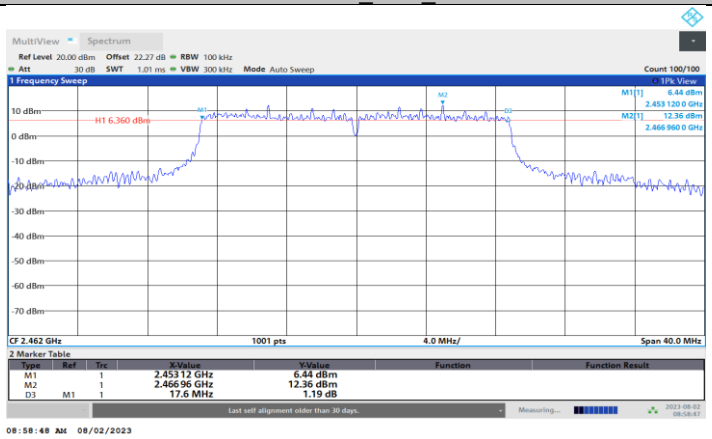

11N20MIMO_Ant4_2462

This report shall not be reproduced except in full, without the written approval of UL Verification Services (Guangzhou) Co., Ltd, Song Shan Lake Branch.

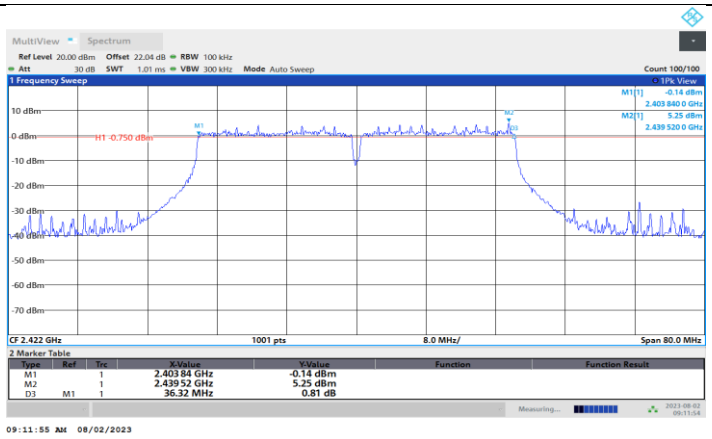

11N40MIMO_Ant2_2422

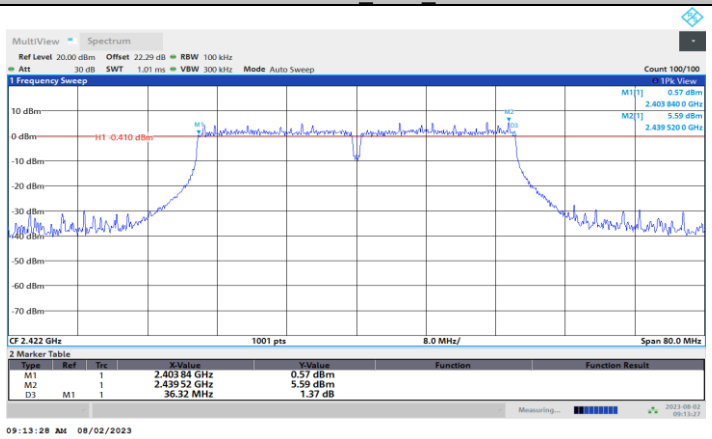

11N40MIMO_Ant4_2422

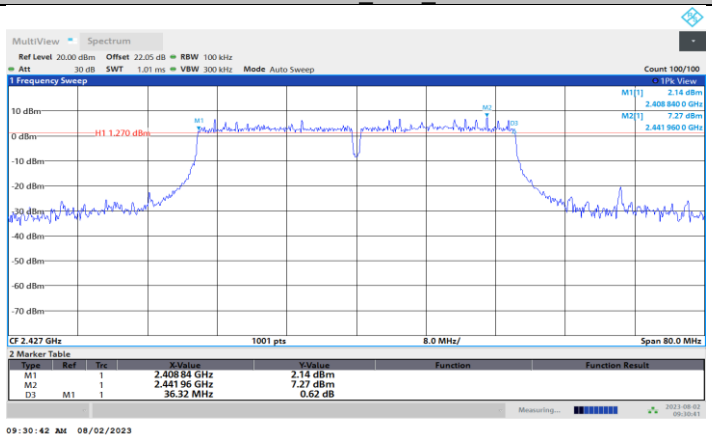

11N40MIMO_Ant2_2427

This report shall not be reproduced except in full, without the written approval of UL Verification Services (Guangzhou) Co., Ltd, Song Shan Lake Branch.

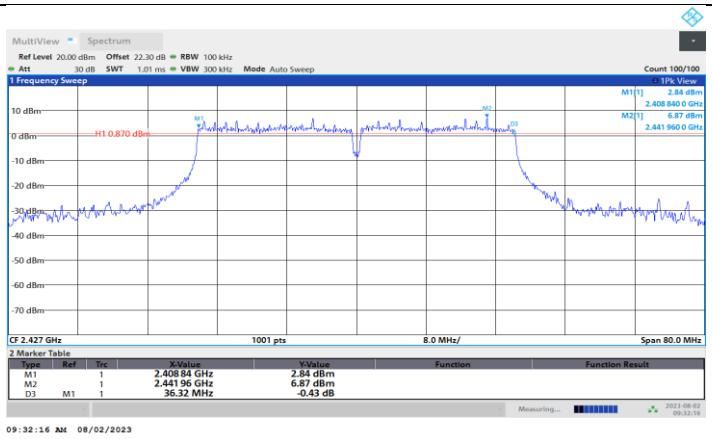

11N40MIMO_Ant4_2427

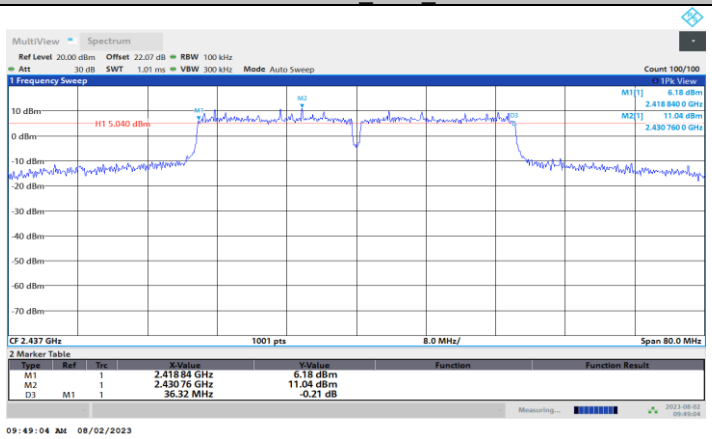

11N40MIMO_Ant2_2437

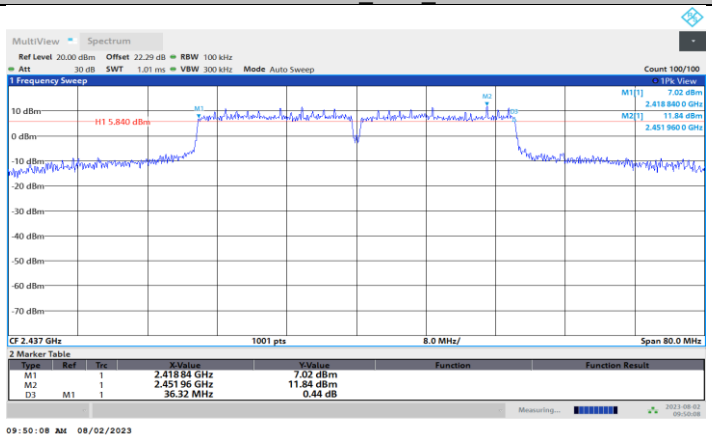

11N40MIMO_Ant4_2437

This report shall not be reproduced except in full, without the written approval of UL Verification Services (Guangzhou) Co., Ltd, Song Shan Lake Branch.

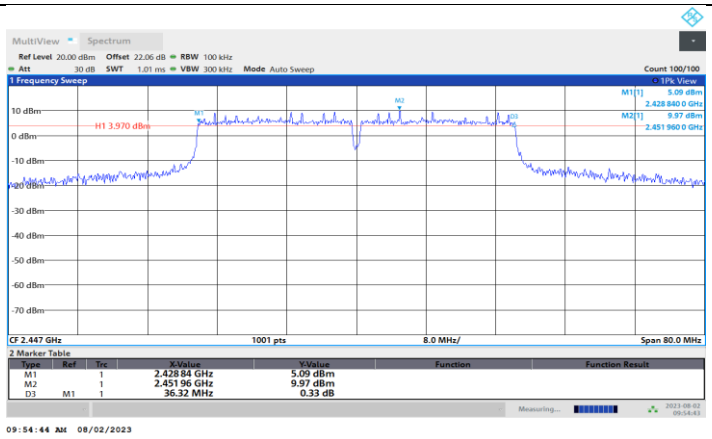

11N40MIMO_Ant2_2447

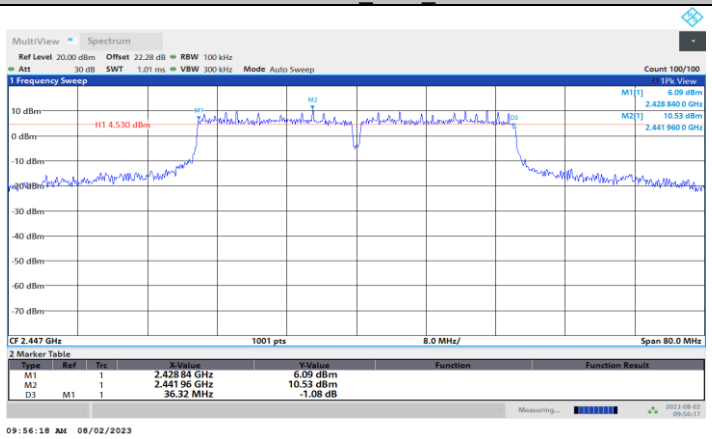

11N40MIMO_Ant4_2447

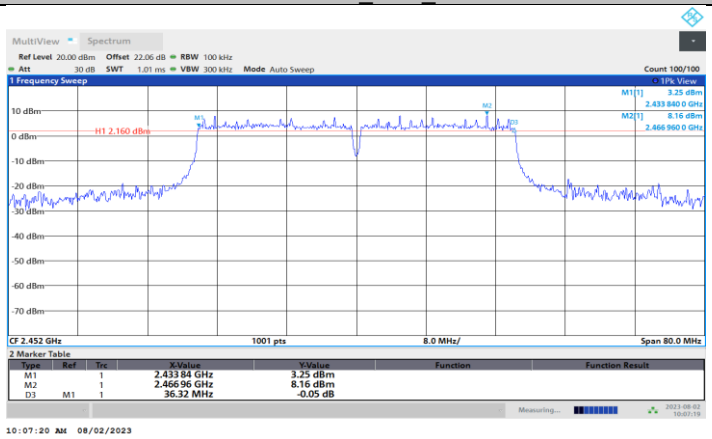

11N40MIMO_Ant2_2452

This report shall not be reproduced except in full, without the written approval of UL Verification Services (Guangzhou) Co., Ltd, Song Shan Lake Branch.