Test plot as follows:

Mode:	802.11 b(1Mbps) Transmitting	Channel:	2412
Remark:	PK		

Test Graph

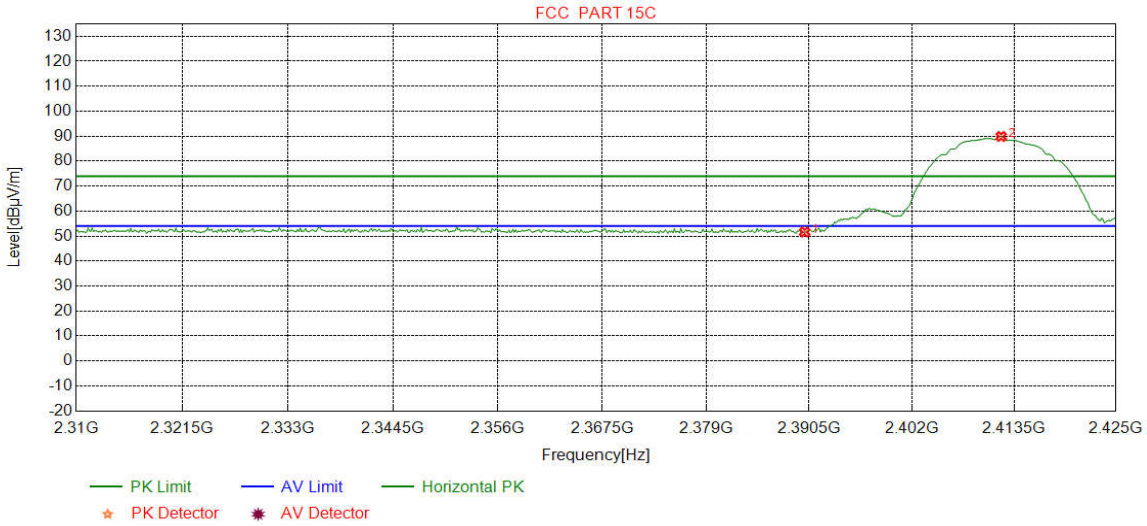

NO	Freq. [MHz]	Ant Factor [dB]	Cable loss [dB]	Pream gain [dB]	Reading [dBμV]	Level [dBμV/m]	Limit [dBμV/m]	Margin [dB]	Result	Polarity
1	2390.0000	32.25	13.37	-43.12	49.13	51.63	74.00	22.37	Pass	Horizontal
2	2412.0463	32.28	13.36	-43.13	87.36	89.87	74.00	-15.87	Pass	Horizontal

Mode:	802.11 b(1Mbps) Transmitting	Channel:	2412
Remark:	PK		

Test Graph

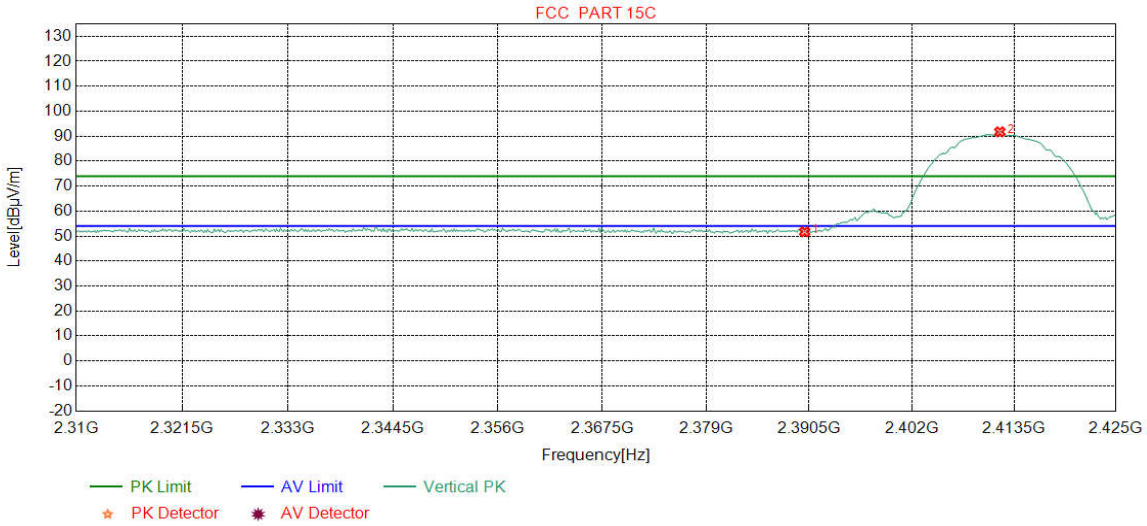

NO	Freq. [MHz]	Ant Factor [dB]	Cable loss [dB]	Pream gain [dB]	Reading [dBµV]	Level [dBµV/m]	Limit [dBµV/m]	Margin [dB]	Result	Polarity
1	2390.0000	32.25	13.37	-43.12	49.19	51.69	74.00	22.31	Pass	Vertical
2	2411.9024	32.28	13.35	-43.12	89.23	91.74	74.00	-17.74	Pass	Vertical

Mode:	802.11 b(1Mbps) Transmitting	Channel:	2412
Remark:	AV		

Test Graph

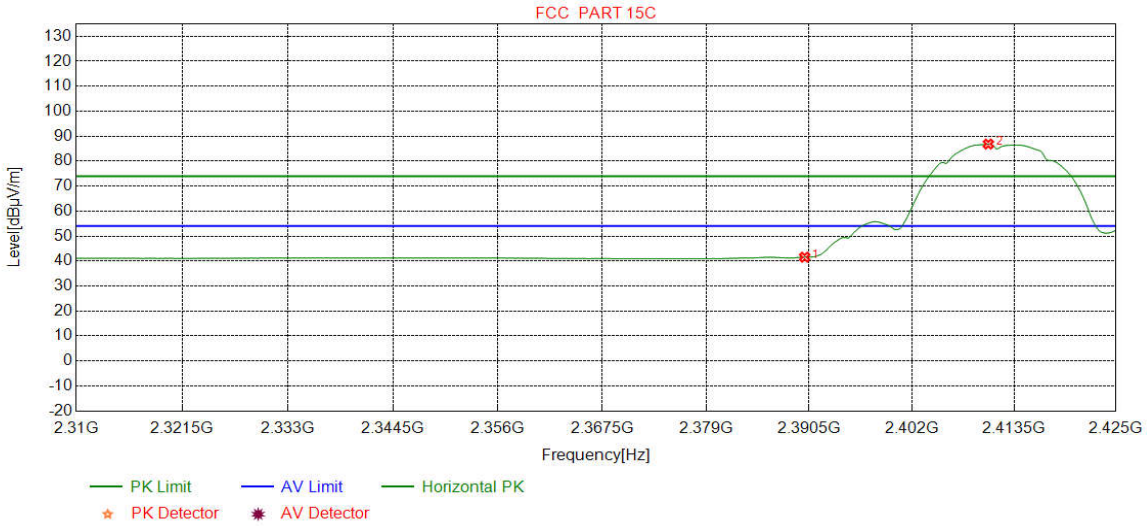

NO	Freq. [MHz]	Ant Factor [dB]	Cable loss [dB]	Pream gain [dB]	Reading [dBμV]	Level [dBμV/m]	Limit [dBμV/m]	Margin [dB]	Result	Polarity
1	2390.0000	32.25	13.37	-43.12	39.05	41.55	54.00	12.45	Pass	Horizontal
2	2410.6070	32.27	13.35	-43.11	84.33	86.84	54.00	-32.84	Pass	Horizontal

Mode:	802.11 b(1Mbps) Transmitting	Channel:	2412
Remark:	AV		

Test Graph

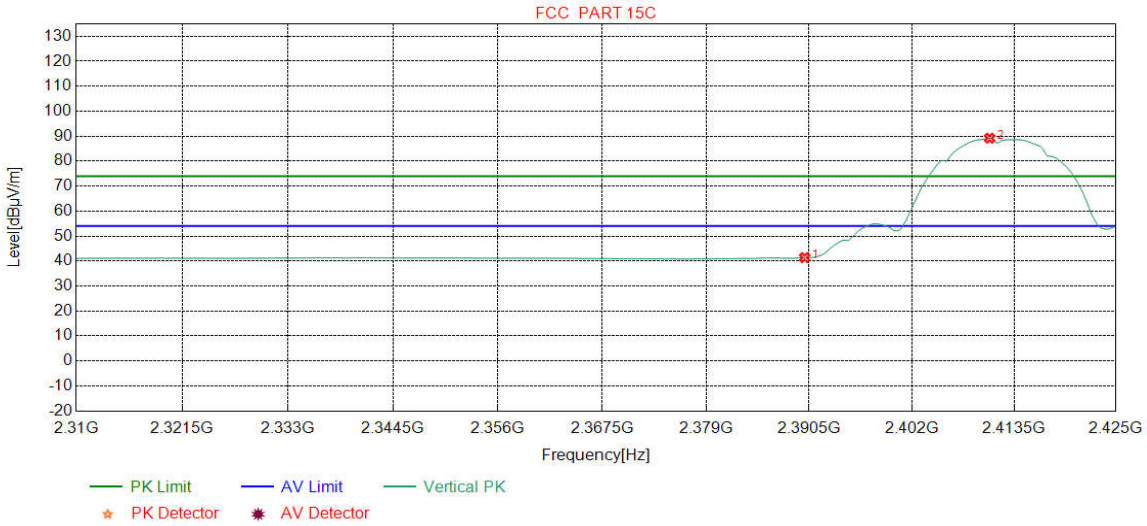

NO	Freq. [MHz]	Ant Factor [dB]	Cable loss [dB]	Pream gain [dB]	Reading [dBμV]	Level [dBμV/m]	Limit [dBμV/m]	Margin [dB]	Result	Polarity
1	2390.0000	32.25	13.37	-43.12	38.86	41.36	54.00	12.64	Pass	Vertical
2	2410.7509	32.28	13.35	-43.12	86.68	89.19	54.00	-35.19	Pass	Vertical

Mode:	802.11 b(1Mbps) Transmitting	Channel:	2462
Remark:	PK		

Test Graph

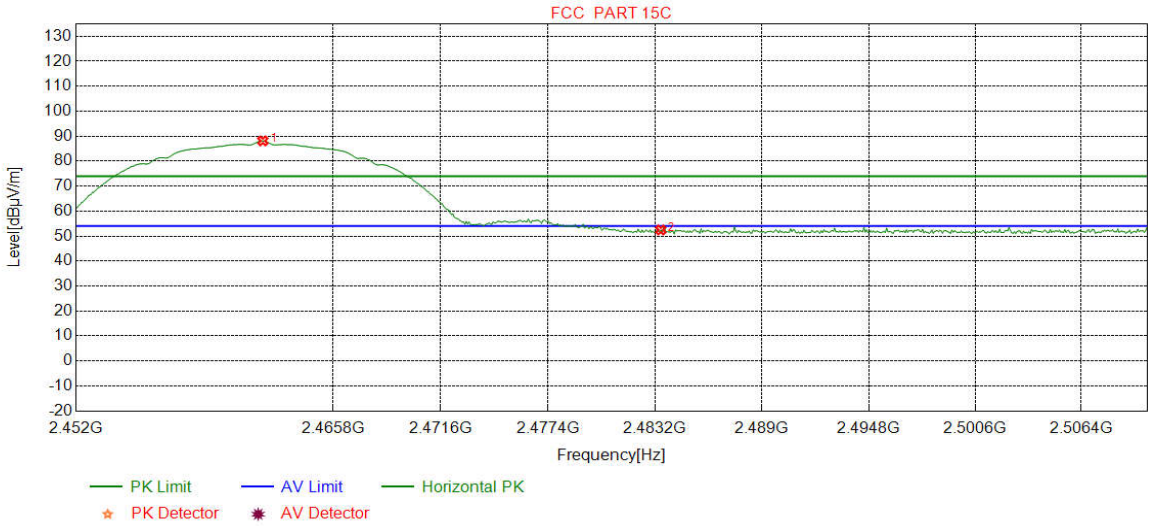

NO	Freq. [MHz]	Ant Factor [dB]	Cable loss [dB]	Pream gain [dB]	Reading [dBμV]	Level [dBμV/m]	Limit [dBμV/m]	Margin [dB]	Result	Polarity
1	2462.0175	32.35	13.47	-43.11	85.41	88.12	74.00	-14.12	Pass	Horizontal
2	2483.5000	32.38	13.38	-43.11	49.80	52.45	74.00	21.55	Pass	Horizontal

Mode:	802.11 b(1Mbps) Transmitting	Channel:	2462
Remark:	PK		

Test Graph

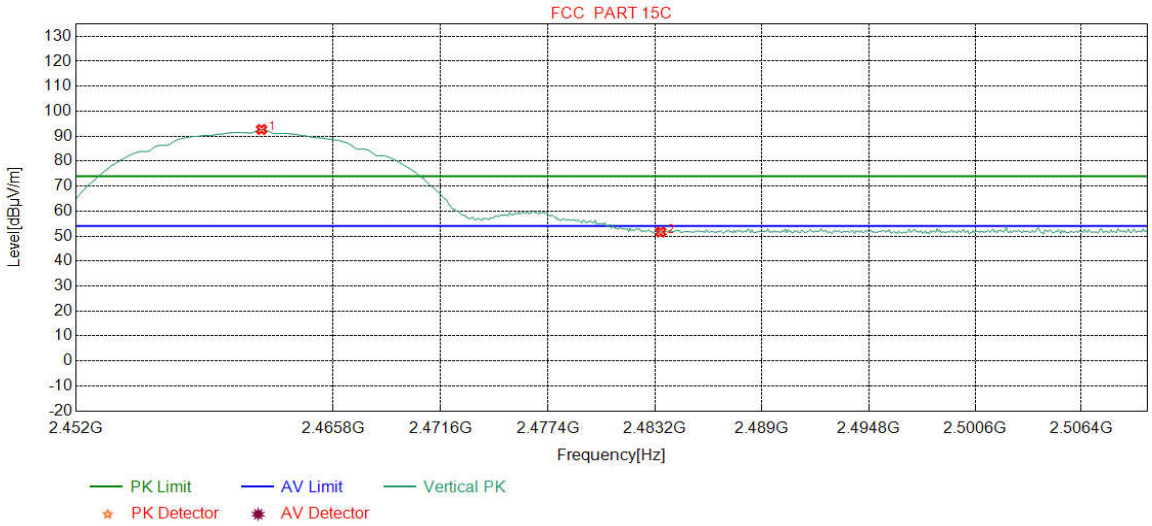

NO	Freq. [MHz]	Ant Factor [dB]	Cable loss [dB]	Pream gain [dB]	Reading [dBµV]	Level [dBµV/m]	Limit [dBµV/m]	Margin [dB]	Result	Polarity
1	2461.9449	32.35	13.48	-43.12	89.98	92.69	74.00	-18.69	Pass	Vertical
2	2483.5000	32.38	13.38	-43.11	48.99	51.64	74.00	22.36	Pass	Vertical

Mode:	802.11 b(1Mbps) Transmitting	Channel:	2462
Remark:	AV		

Test Graph

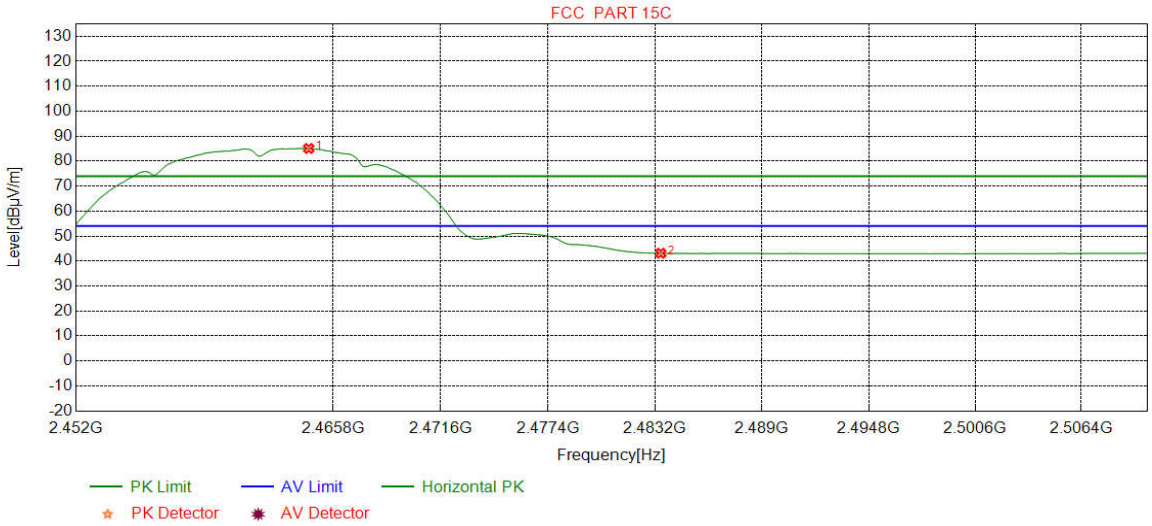

NO	Freq. [MHz]	Ant Factor [dB]	Cable loss [dB]	Pream gain [dB]	Reading [dBµV]	Level [dBµV/m]	Limit [dBµV/m]	Margin [dB]	Result	Polarity
1	2464.4856	32.35	13.46	-43.10	82.38	85.09	54.00	-31.09	Pass	Horizontal
2	2483.5000	32.38	13.38	-43.11	40.48	43.13	54.00	10.87	Pass	Horizontal

Mode:	802.11 b(1Mbps) Transmitting	Channel:	2462
Remark:	AV		

Test Graph

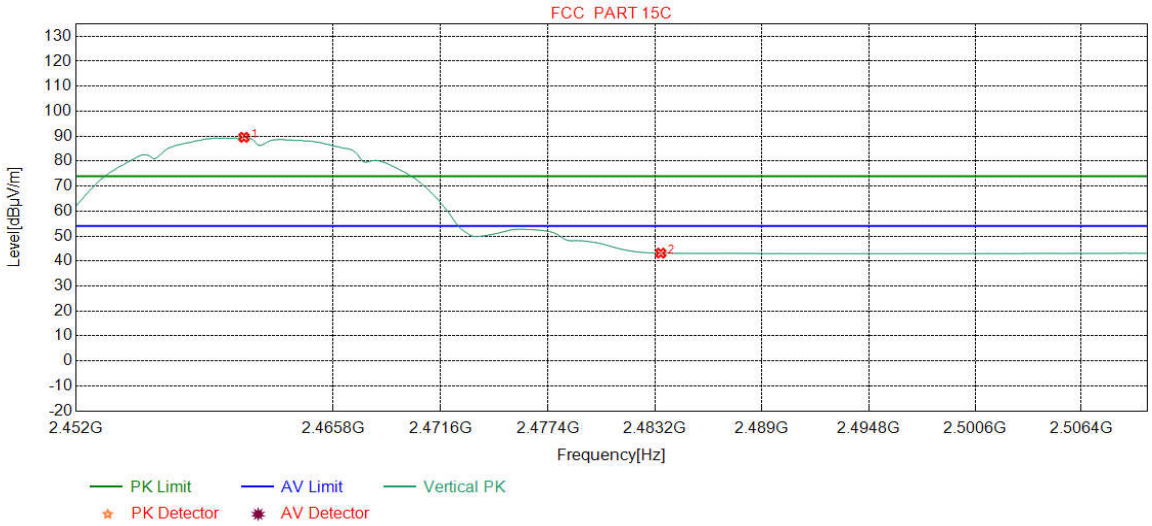

NO	Freq. [MHz]	Ant Factor [dB]	Cable loss [dB]	Pream gain [dB]	Reading [dBµV]	Level [dBµV/m]	Limit [dBµV/m]	Margin [dB]	Result	Polarity
1	2461.0013	32.35	13.48	-43.11	86.84	89.56	54.00	-35.56	Pass	Vertical
2	2483.5000	32.38	13.38	-43.11	40.52	43.17	54.00	10.83	Pass	Vertical

Mode:	802.11 g(6Mbps) Transmitting	Channel:	2412
Remark:	PK		

Test Graph

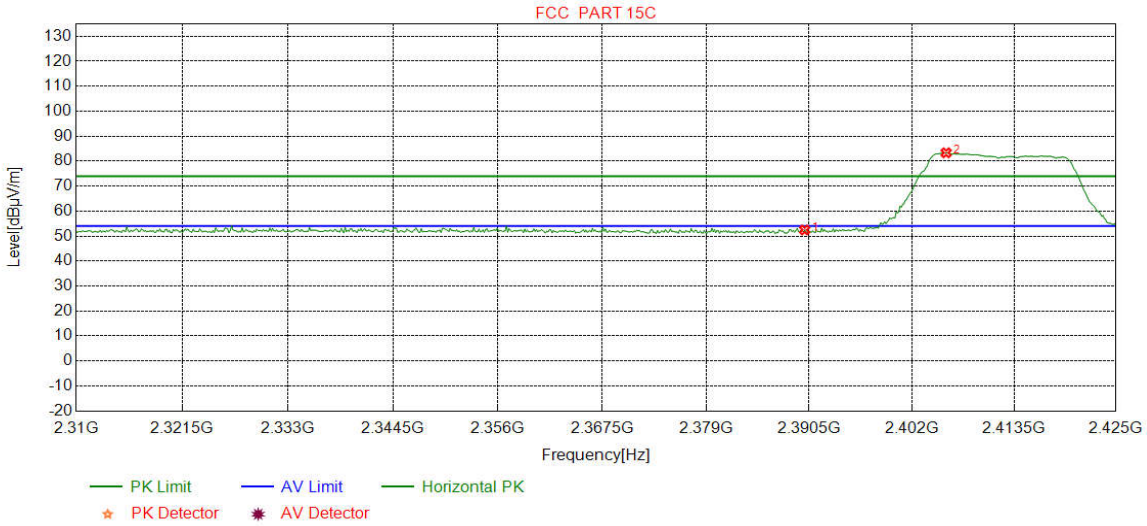

NO	Freq. [MHz]	Ant Factor [dB]	Cable loss [dB]	Pream gain [dB]	Reading [dBµV]	Level [dBµV/m]	Limit [dBµV/m]	Margin [dB]	Result	Polarity
1	2390.0000	32.25	13.37	-43.12	49.96	52.46	74.00	21.54	Pass	Horizontal
2	2405.8573	32.27	13.33	-43.12	80.86	83.34	74.00	-9.34	Pass	Horizontal

Mode:	802.11 g(6Mbps) Transmitting	Channel:	2412
Remark:	PK		

Test Graph

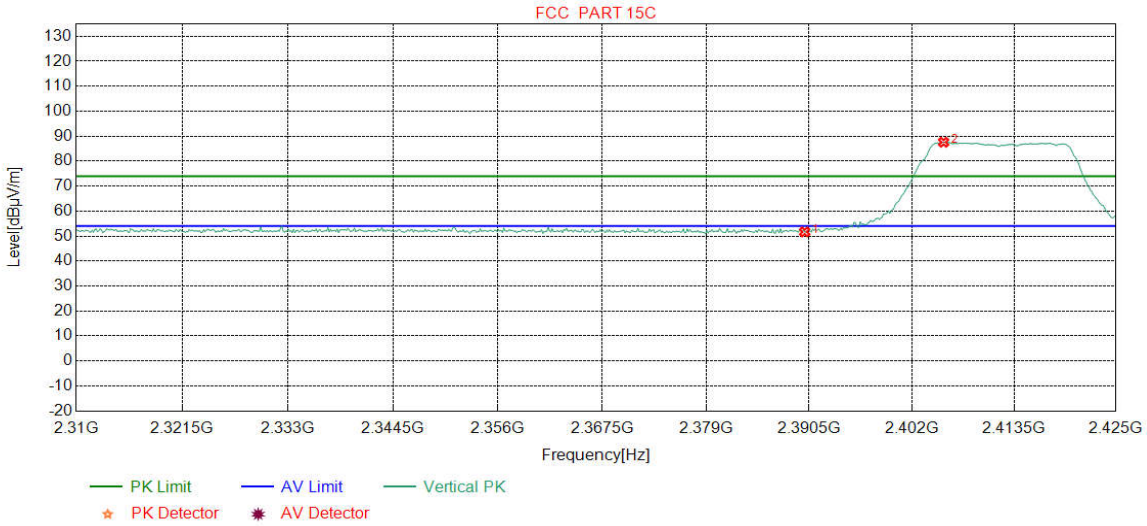

NO	Freq. [MHz]	Ant Factor [dB]	Cable loss [dB]	Pream gain [dB]	Reading [dBµV]	Level [dBµV/m]	Limit [dBµV/m]	Margin [dB]	Result	Polarity
1	2390.0000	32.25	13.37	-43.12	49.17	51.67	74.00	22.33	Pass	Vertical
2	2405.5695	32.27	13.33	-43.13	85.11	87.58	74.00	-13.58	Pass	Vertical

Mode:	802.11 g(6Mbps) Transmitting	Channel:	2412
Remark:	AV		

Test Graph

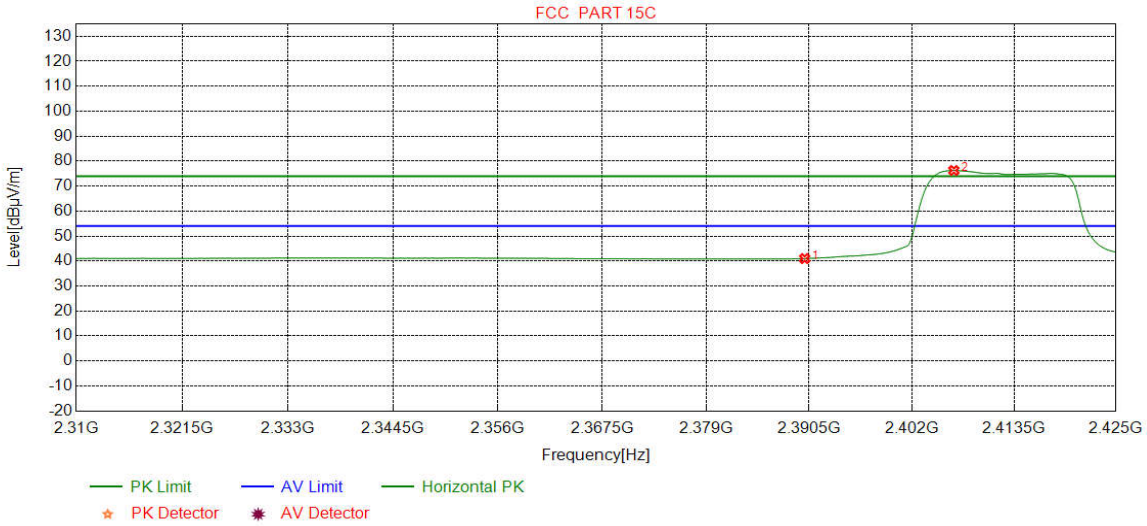

NO	Freq. [MHz]	Ant Factor [dB]	Cable loss [dB]	Pream gain [dB]	Reading [dBµV]	Level [dBµV/m]	Limit [dBµV/m]	Margin [dB]	Result	Polarity
1	2390.0000	32.25	13.37	-43.12	38.49	40.99	54.00	13.01	Pass	Horizontal
2	2406.7209	32.27	13.33	-43.12	73.78	76.26	54.00	-22.26	Pass	Horizontal

Mode:	802.11 g(6Mbps) Transmitting	Channel:	2412
Remark:	AV		

Test Graph

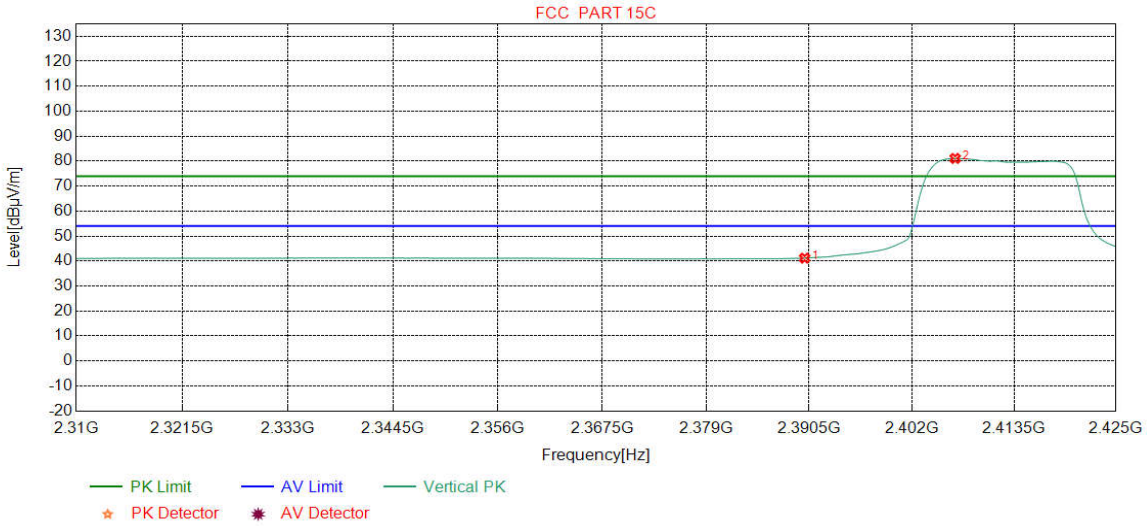

NO	Freq. [MHz]	Ant Factor [dB]	Cable loss [dB]	Pream gain [dB]	Reading [dBµV]	Level [dBµV/m]	Limit [dBµV/m]	Margin [dB]	Result	Polarity
1	2390.0000	32.25	13.37	-43.12	38.66	41.16	54.00	12.84	Pass	Vertical
2	2406.8648	32.27	13.33	-43.12	78.62	81.10	54.00	-27.10	Pass	Vertical

Mode:	802.11 g(6Mbps) Transmitting	Channel:	2462
Remark:	PK		

Test Graph

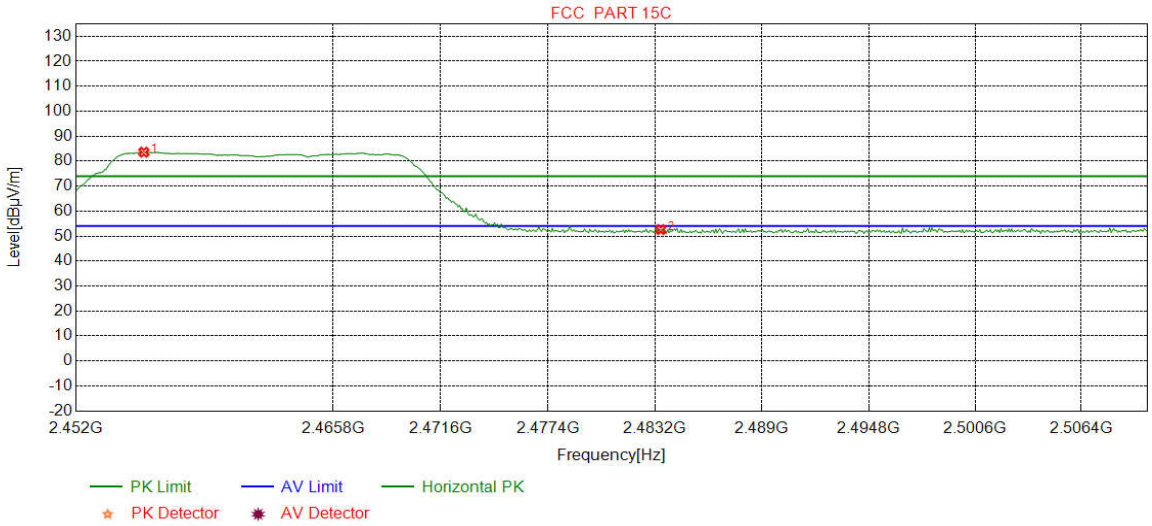

NO	Freq. [MHz]	Ant Factor [dB]	Cable loss [dB]	Pream gain [dB]	Reading [dBµV]	Level [dBµV/m]	Limit [dBµV/m]	Margin [dB]	Result	Polarity
1	2455.6295	32.34	13.50	-43.11	80.87	83.60	74.00	-9.60	Pass	Horizontal
2	2483.5000	32.38	13.38	-43.11	49.94	52.59	74.00	21.41	Pass	Horizontal

Mode:	802.11 g(6Mbps) Transmitting	Channel:	2462
Remark:	PK		

Test Graph

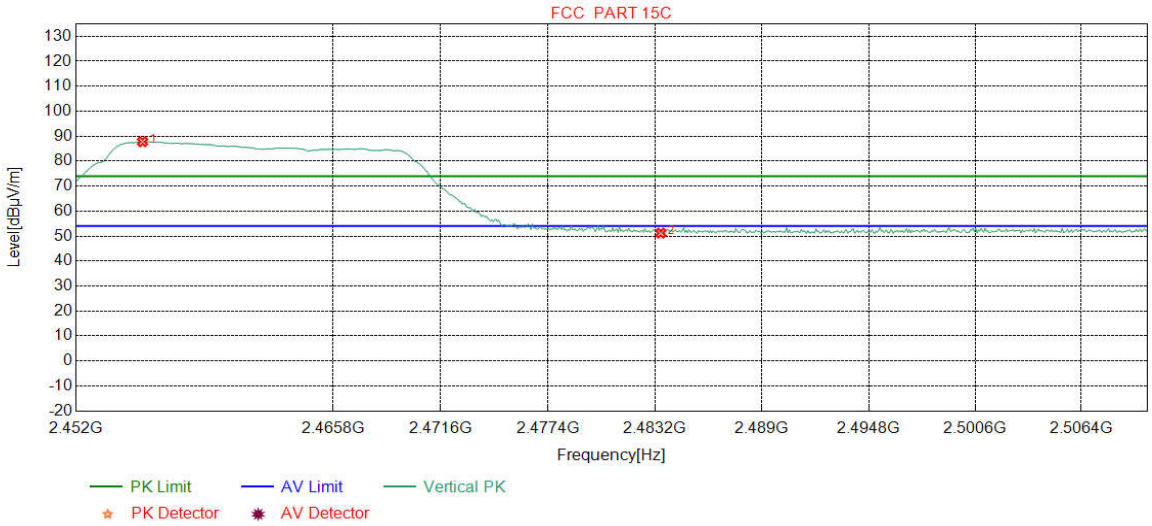

NO	Freq. [MHz]	Ant Factor [dB]	Cable loss [dB]	Pream gain [dB]	Reading [dBµV]	Level [dBµV/m]	Limit [dBµV/m]	Margin [dB]	Result	Polarity
1	2455.5569	32.34	13.50	-43.11	85.05	87.78	74.00	-13.78	Pass	Vertical
2	2483.5000	32.38	13.38	-43.11	48.54	51.19	74.00	22.81	Pass	Vertical

Mode:	802.11 g(6Mbps) Transmitting	Channel:	2462
Remark:	AV		

Test Graph

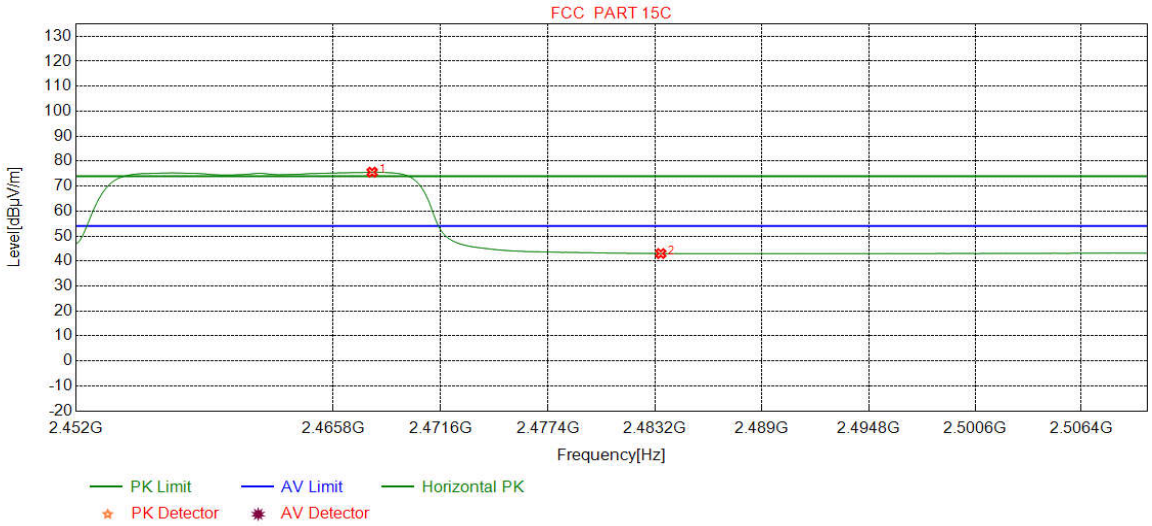

NO	Freq. [MHz]	Ant Factor [dB]	Cable loss [dB]	Pream gain [dB]	Reading [dBµV]	Level [dBµV/m]	Limit [dBµV/m]	Margin [dB]	Result	Polarity
1	2467.8974	32.36	13.45	-43.11	72.88	75.58	54.00	-21.58	Pass	Horizontal
2	2483.5000	32.38	13.38	-43.11	40.35	43.00	54.00	11.00	Pass	Horizontal

Mode:	802.11 g(6Mbps) Transmitting	Channel:	2462
Remark:	AV		

Test Graph

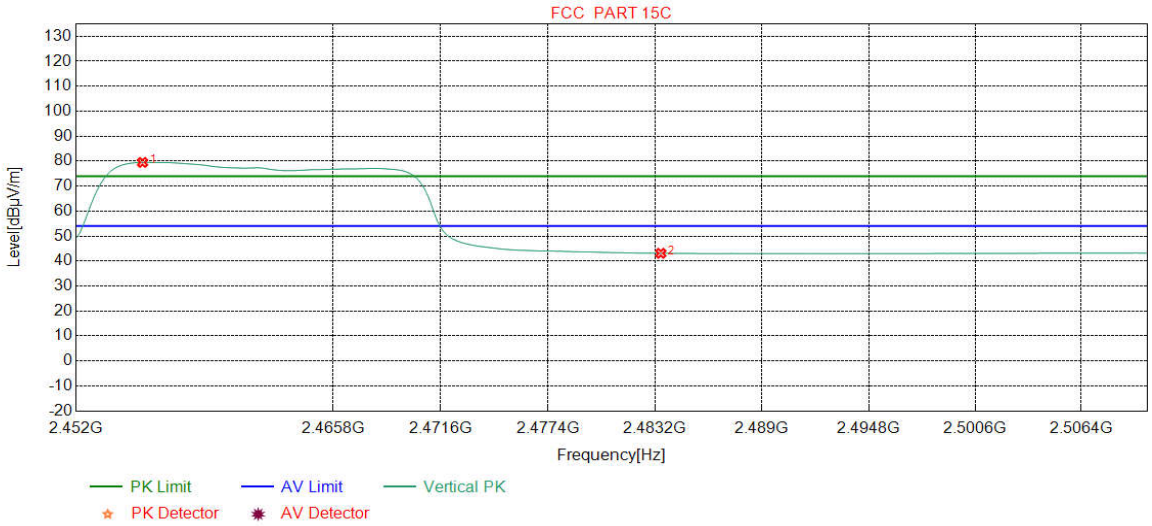

NO	Freq. [MHz]	Ant Factor [dB]	Cable loss [dB]	Pream gain [dB]	Reading [dBµV]	Level [dBµV/m]	Limit [dBµV/m]	Margin [dB]	Result	Polarity
1	2455.5569	32.34	13.50	-43.11	76.76	79.49	54.00	-25.49	Pass	Vertical
2	2483.5000	32.38	13.38	-43.11	40.45	43.10	54.00	10.90	Pass	Vertical

Mode:	802.11 n(HT20) (6.5Mbps) Transmitting	Channel:	2412
Remark:	PK		

Test Graph

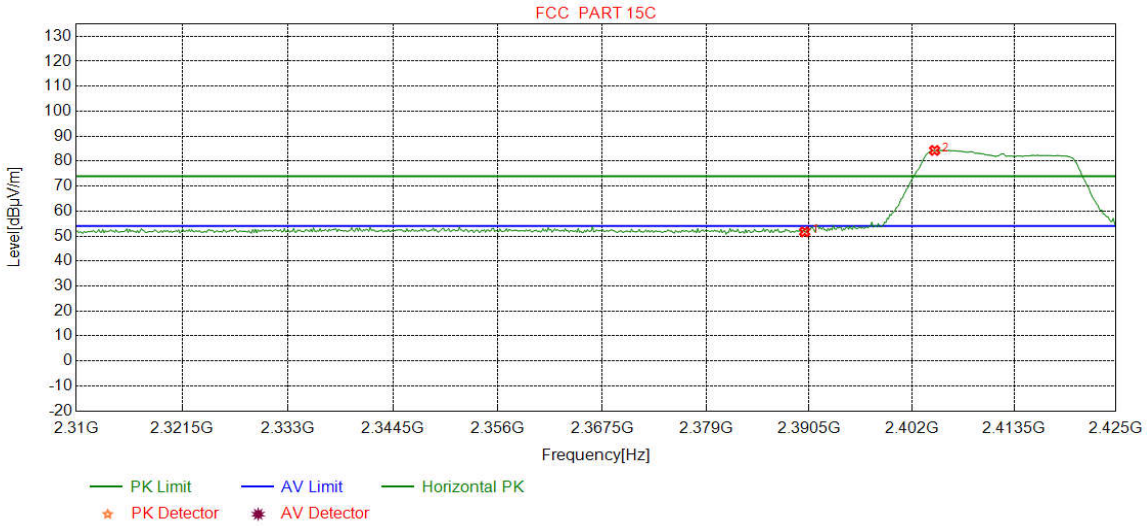

NO	Freq. [MHz]	Ant Factor [dB]	Cable loss [dB]	Pream gain [dB]	Reading [dBµV]	Level [dBµV/m]	Limit [dBµV/m]	Margin [dB]	Result	Polarity
1	2390.0000	32.25	13.37	-43.12	49.19	51.69	74.00	22.31	Pass	Horizontal
2	2404.5620	32.27	13.32	-43.12	81.81	84.28	74.00	-10.28	Pass	Horizontal

Mode:	802.11 n(HT20) (6.5Mbps) Transmitting	Channel:	2412
Remark:	PK		

Test Graph

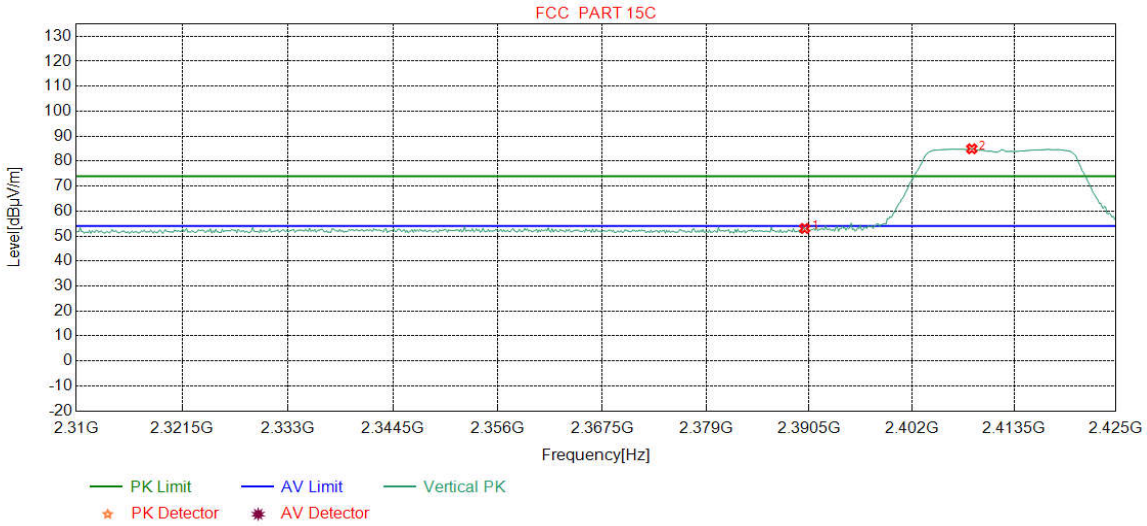

NO	Freq. [MHz]	Ant Factor [dB]	Cable loss [dB]	Pream gain [dB]	Reading [dBµV]	Level [dBµV/m]	Limit [dBµV/m]	Margin [dB]	Result	Polarity
1	2390.0000	32.25	13.37	-43.12	50.55	53.05	74.00	20.95	Pass	Vertical
2	2408.7359	32.27	13.34	-43.12	82.44	84.93	74.00	-10.93	Pass	Vertical

Mode:	802.11 n(HT20) (6.5Mbps) Transmitting	Channel:	2412
Remark:	AV		

Test Graph

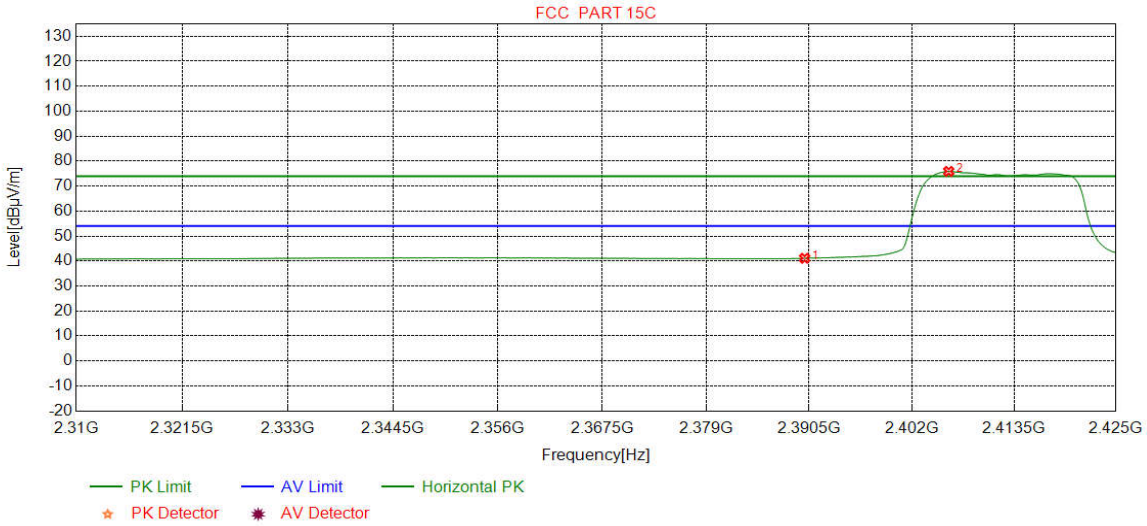

NO	Freq. [MHz]	Ant Factor [dB]	Cable loss [dB]	Pream gain [dB]	Reading [dBμV]	Level [dBμV/m]	Limit [dBμV/m]	Margin [dB]	Result	Polarity
1	2390.0000	32.25	13.37	-43.12	38.61	41.11	54.00	12.89	Pass	Horizontal
2	2406.1452	32.27	13.33	-43.12	73.44	75.92	54.00	-21.92	Pass	Horizontal

Mode:	802.11 n(HT20) (6.5Mbps) Transmitting	Channel:	2412
Remark:	AV		

Test Graph

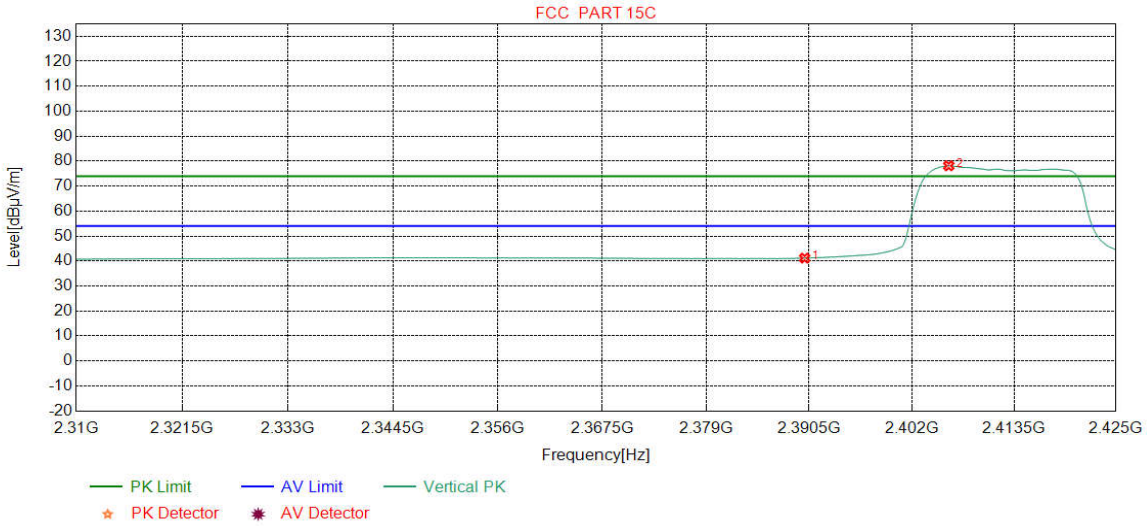

NO	Freq. [MHz]	Ant Factor [dB]	Cable loss [dB]	Pream gain [dB]	Reading [dBμV]	Level [dBμV/m]	Limit [dBμV/m]	Margin [dB]	Result	Polarity
1	2390.0000	32.25	13.37	-43.12	38.67	41.17	54.00	12.83	Pass	Vertical
2	2406.1452	32.27	13.33	-43.12	75.66	78.14	54.00	-24.14	Pass	Vertical

Mode:	802.11 n(HT20) (6.5Mbps) Transmitting	Channel:	2462
Remark:	PK		

Test Graph

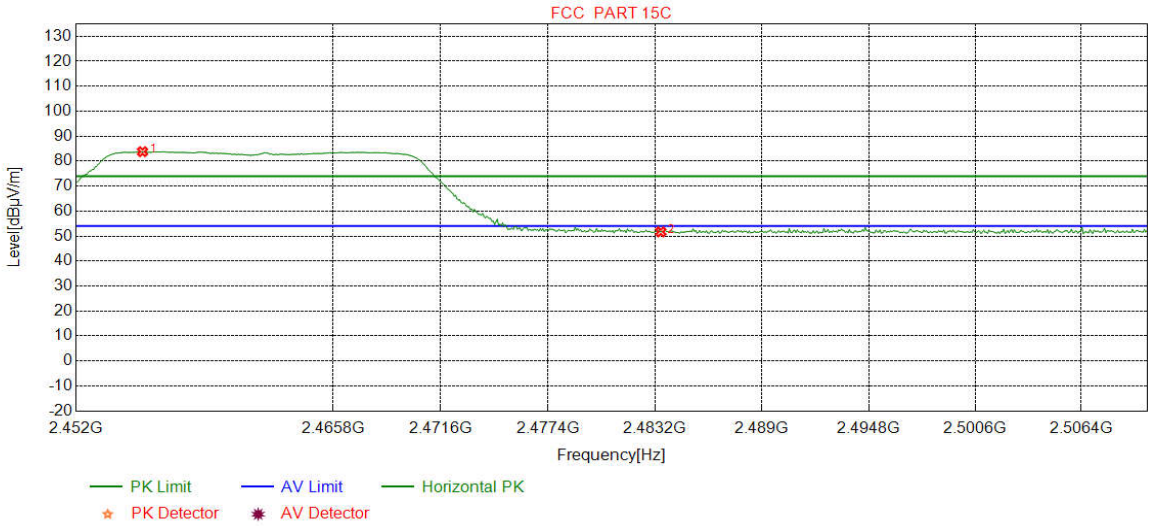

NO	Freq. [MHz]	Ant Factor [dB]	Cable loss [dB]	Pream gain [dB]	Reading [dBµV]	Level [dBµV/m]	Limit [dBµV/m]	Margin [dB]	Result	Polarity
1	2455.5569	32.34	13.50	-43.11	81.06	83.79	74.00	-9.79	Pass	Horizontal
2	2483.5000	32.38	13.38	-43.11	49.04	51.69	74.00	22.31	Pass	Horizontal

Mode:	802.11 n(HT20) (6.5Mbps) Transmitting	Channel:	2462
Remark:	PK		

Test Graph

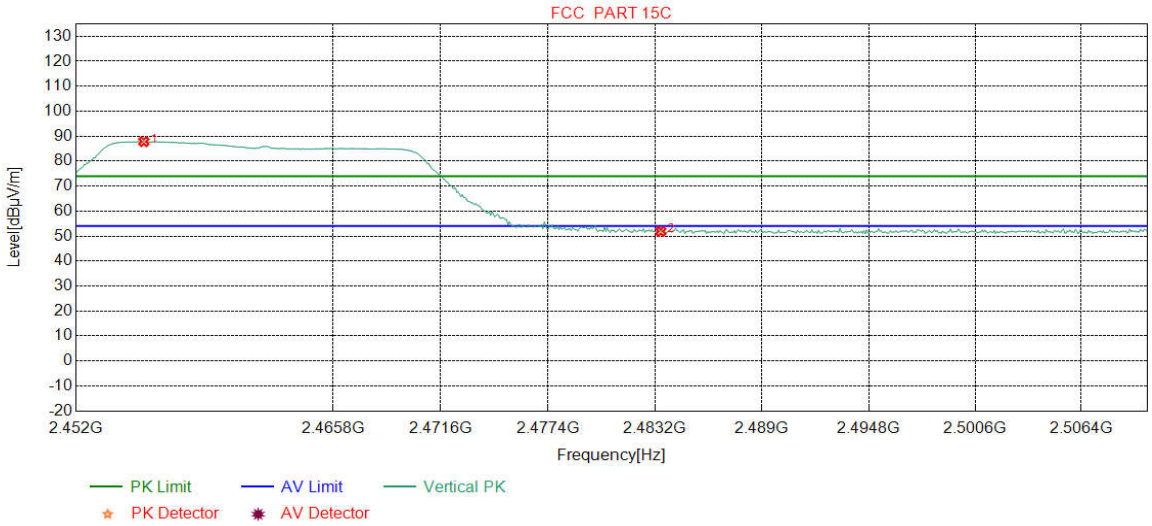

NO	Freq. [MHz]	Ant Factor [dB]	Cable loss [dB]	Pream gain [dB]	Reading [dBµV]	Level [dBµV/m]	Limit [dBµV/m]	Margin [dB]	Result	Polarity
1	2455.6295	32.34	13.50	-43.11	85.08	87.81	74.00	-13.81	Pass	Vertical
2	2483.5000	32.38	13.38	-43.11	49.22	51.87	74.00	22.13	Pass	Vertical

Mode:	802.11 n(HT20) (6.5Mbps) Transmitting	Channel:	2462
Remark:	AV		

Test Graph

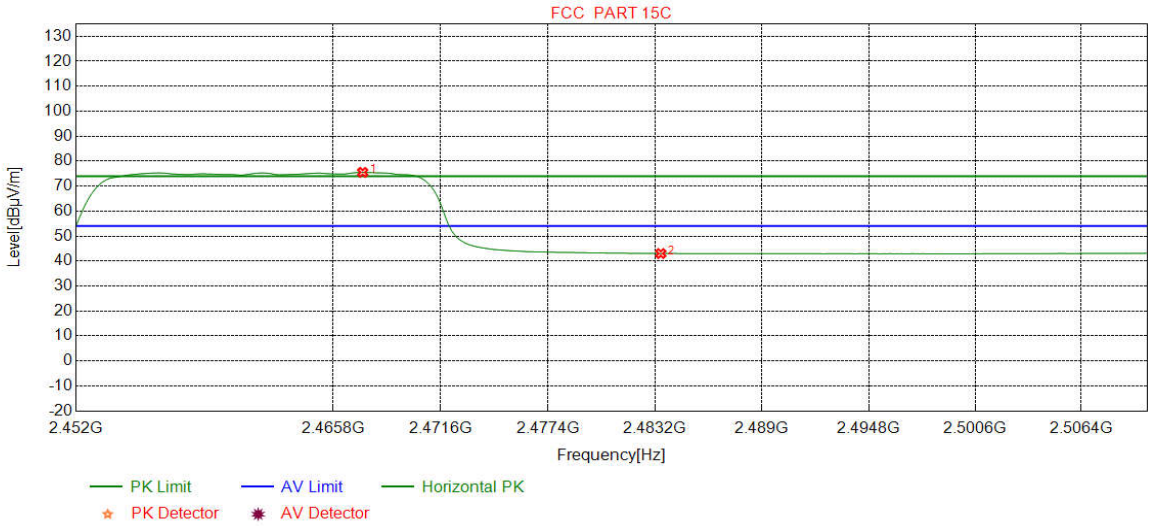

NO	Freq. [MHz]	Ant Factor [dB]	Cable loss [dB]	Pream gain [dB]	Reading [dBµV]	Level [dBµV/m]	Limit [dBµV/m]	Margin [dB]	Result	Polarity
1	2467.3892	32.35	13.45	-43.10	72.81	75.51	54.00	-21.51	Pass	Horizontal
2	2483.5000	32.38	13.38	-43.11	40.35	43.00	54.00	11.00	Pass	Horizontal

Mode:	802.11 n(HT20) (6.5Mbps) Transmitting	Channel:	2462
Remark:	AV		

Test Graph

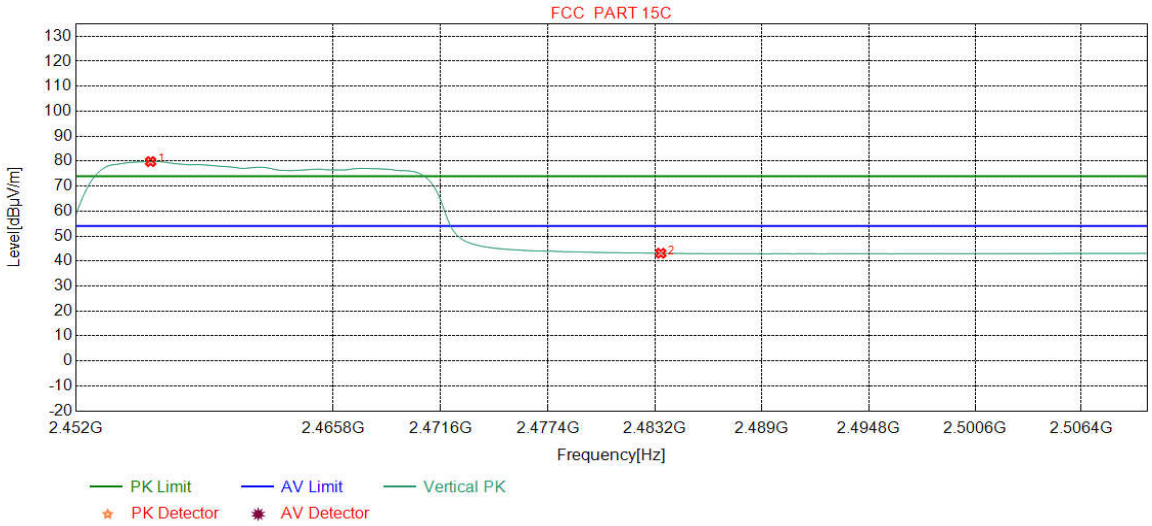

NO	Freq. [MHz]	Ant Factor [dB]	Cable loss [dB]	Pream gain [dB]	Reading [dBµV]	Level [dBµV/m]	Limit [dBµV/m]	Margin [dB]	Result	Polarity
1	2455.9925	32.34	13.50	-43.11	77.09	79.82	54.00	-25.82	Pass	Vertical
2	2483.5000	32.38	13.38	-43.11	40.48	43.13	54.00	10.87	Pass	Vertical

Mode:	802.11 n(HT40) (13.5Mbps) Transmitting	Channel:	2422
Remark:	PK		

Test Graph

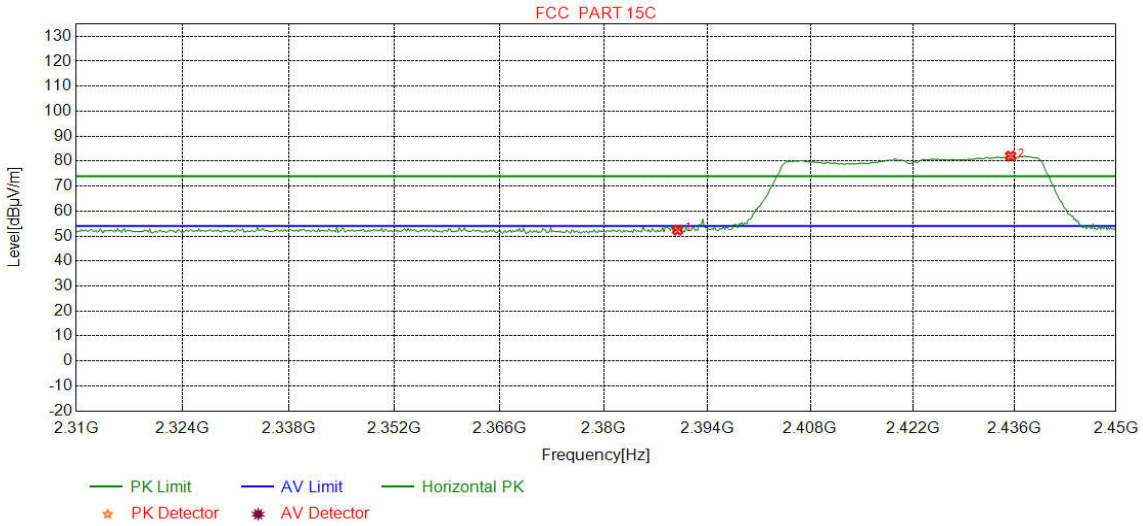

NO	Freq. [MHz]	Ant Factor [dB]	Cable loss [dB]	Pream gain [dB]	Reading [dBµV]	Level [dBµV/m]	Limit [dBµV/m]	Margin [dB]	Result	Polarity
1	2390.0000	32.25	13.37	-43.12	49.88	52.38	74.00	21.62	Pass	Horizontal
2	2435.4568	32.31	13.46	-43.11	79.36	82.02	74.00	-8.02	Pass	Horizontal

Mode:	802.11 n(HT40) (13.5Mbps) Transmitting	Channel:	2422
Remark:	PK		

Test Graph

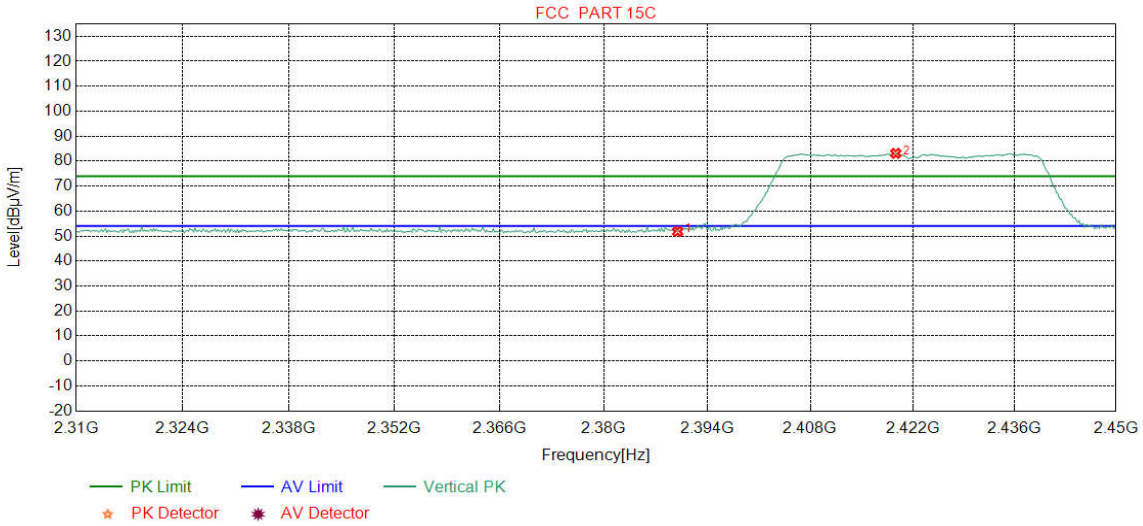

NO	Freq. [MHz]	Ant Factor [dB]	Cable loss [dB]	Pream gain [dB]	Reading [dBμV]	Level [dBμV/m]	Limit [dBμV/m]	Margin [dB]	Result	Polarity
1	2390.0000	32.25	13.37	-43.12	49.33	51.83	74.00	22.17	Pass	Vertical
2	2419.6871	32.29	13.39	-43.12	80.56	83.12	74.00	-9.12	Pass	Vertical

Mode:	802.11 n(HT40) (13.5Mbps) Transmitting	Channel:	2422
Remark:	AV		

Test Graph

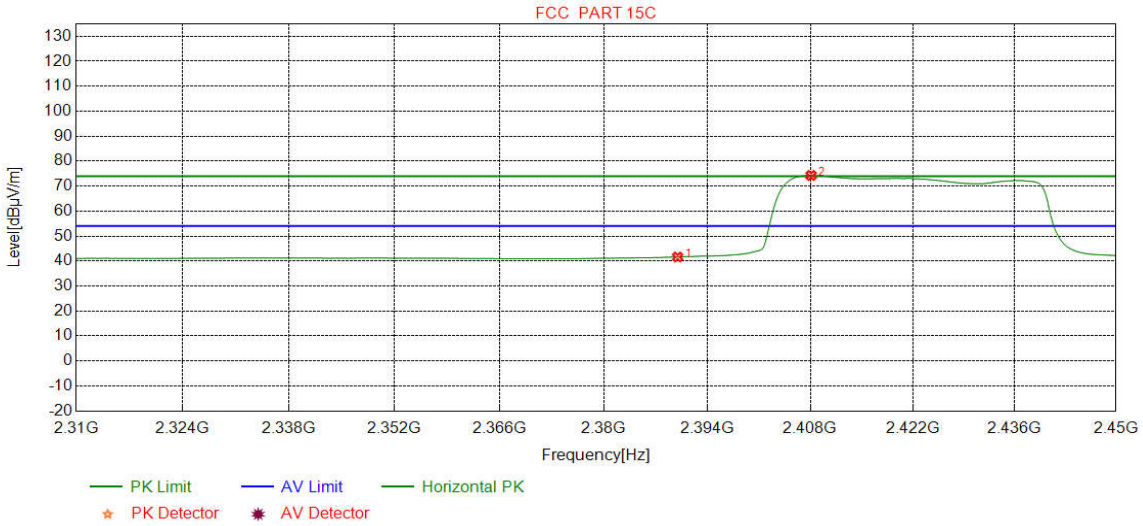

NO	Freq. [MHz]	Ant Factor [dB]	Cable loss [dB]	Pream gain [dB]	Reading [dBµV]	Level [dBµV/m]	Limit [dBµV/m]	Margin [dB]	Result	Polarity
1	2390.0000	32.25	13.37	-43.12	39.11	41.61	54.00	12.39	Pass	Horizontal
2	2408.1227	32.27	13.34	-43.12	71.78	74.27	54.00	-20.27	Pass	Horizontal

Mode:	802.11 n(HT40) (13.5Mbps) Transmitting	Channel:	2422
Remark:	AV		

Test Graph

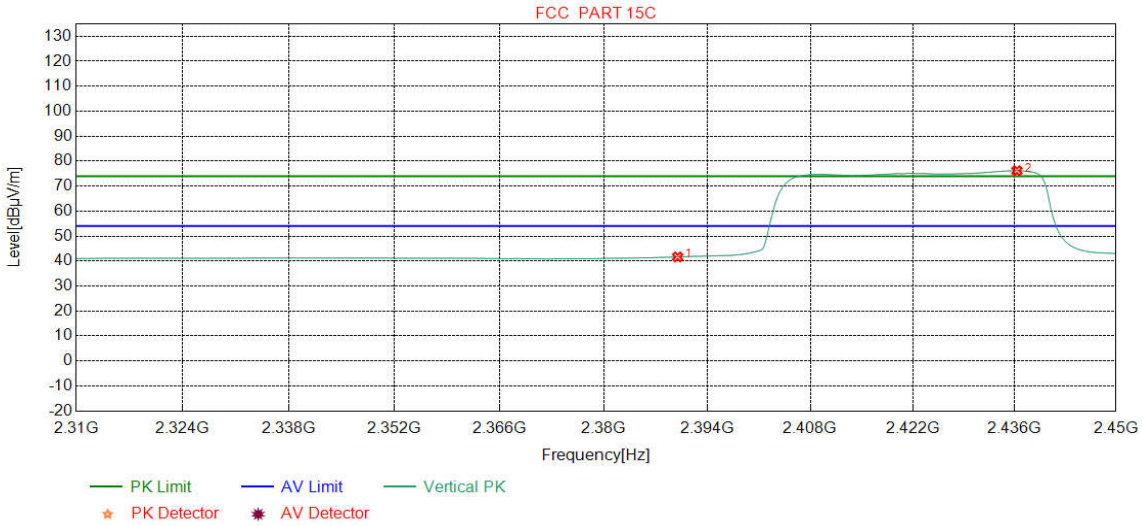

NO	Freq. [MHz]	Ant Factor [dB]	Cable loss [dB]	Pream gain [dB]	Reading [dBµV]	Level [dBµV/m]	Limit [dBµV/m]	Margin [dB]	Result	Polarity
1	2390.0000	32.25	13.37	-43.12	39.15	41.65	54.00	12.35	Pass	Vertical
2	2436.3329	32.31	13.47	-43.11	73.50	76.17	54.00	-22.17	Pass	Vertical

Mode:	802.11 n(HT40) (13.5Mbps) Transmitting	Channel:	2452
Remark:	PK		

Test Graph

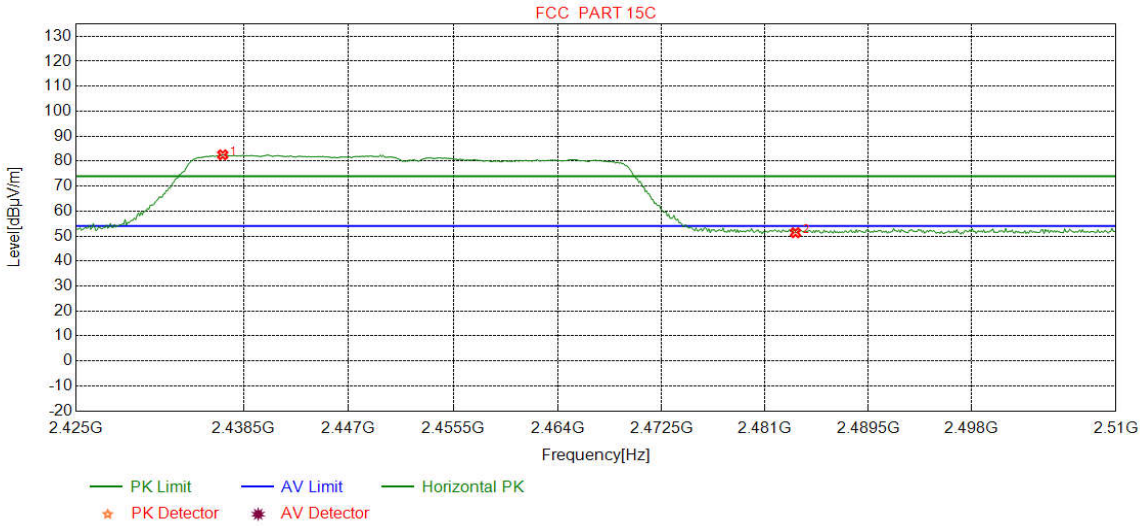

NO	Freq. [MHz]	Ant Factor [dB]	Cable loss [dB]	Pream gain [dB]	Reading [dBµV]	Level [dBµV/m]	Limit [dBµV/m]	Margin [dB]	Result	Polarity
1	2436.8085	32.31	13.47	-43.11	79.88	82.55	74.00	-8.55	Pass	Horizontal
2	2483.5000	32.38	13.38	-43.11	48.70	51.35	74.00	22.65	Pass	Horizontal

Mode:	802.11 n(HT40) (13.5Mbps) Transmitting	Channel:	2452
Remark:	PK		

Test Graph

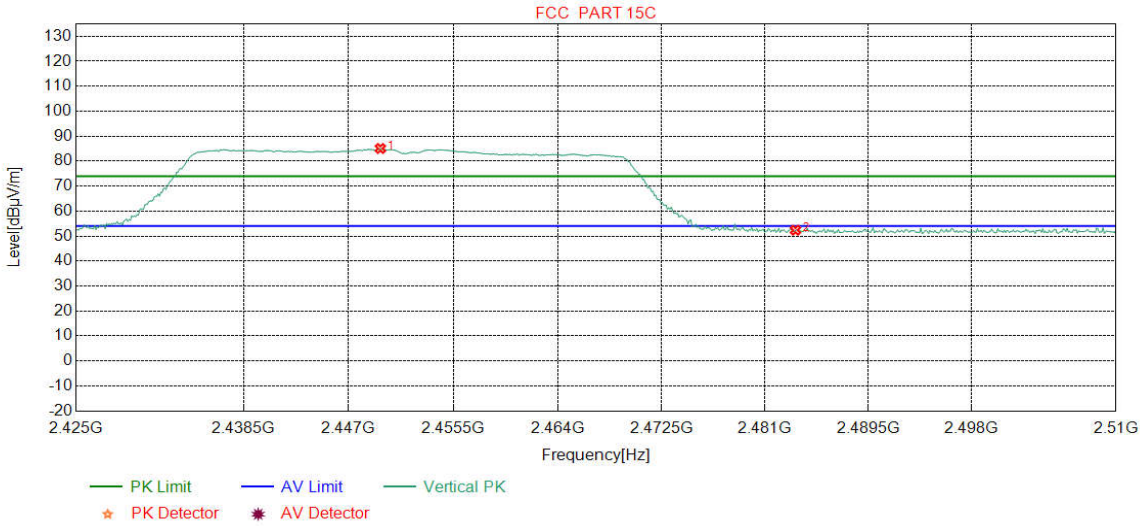

NO	Freq. [MHz]	Ant Factor [dB]	Cable loss [dB]	Pream gain [dB]	Reading [dBµV]	Level [dBµV/m]	Limit [dBµV/m]	Margin [dB]	Result	Polarity
1	2449.5745	32.33	13.53	-43.11	82.32	85.07	74.00	-11.07	Pass	Vertical
2	2483.5000	32.38	13.38	-43.11	49.72	52.37	74.00	21.63	Pass	Vertical

Mode:	802.11 n(HT40) (13.5Mbps) Transmitting	Channel:	2452
Remark:	AV		

Test Graph

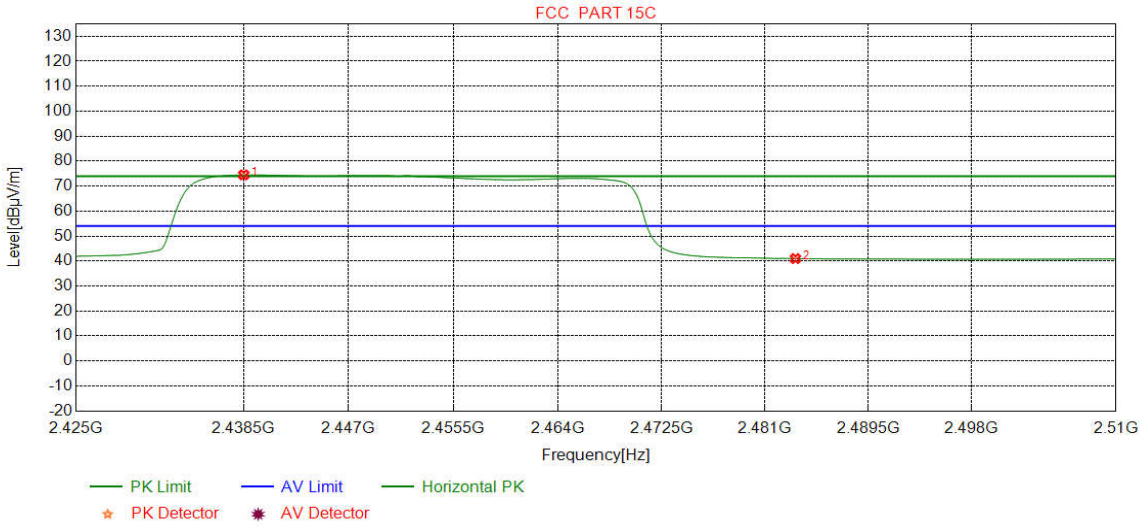

NO	Freq. [MHz]	Ant Factor [dB]	Cable loss [dB]	Pream gain [dB]	Reading [dBµV]	Level [dBµV/m]	Limit [dBµV/m]	Margin [dB]	Result	Polarity
1	2438.5106	32.31	13.48	-43.11	71.81	74.49	54.00	-20.49	Pass	Horizontal
2	2483.5000	32.38	13.38	-43.11	38.34	40.99	54.00	13.01	Pass	Horizontal

Mode:	802.11 n(HT40) (13.5Mbps) Transmitting	Channel:	2452
Remark:	AV		

Test Graph

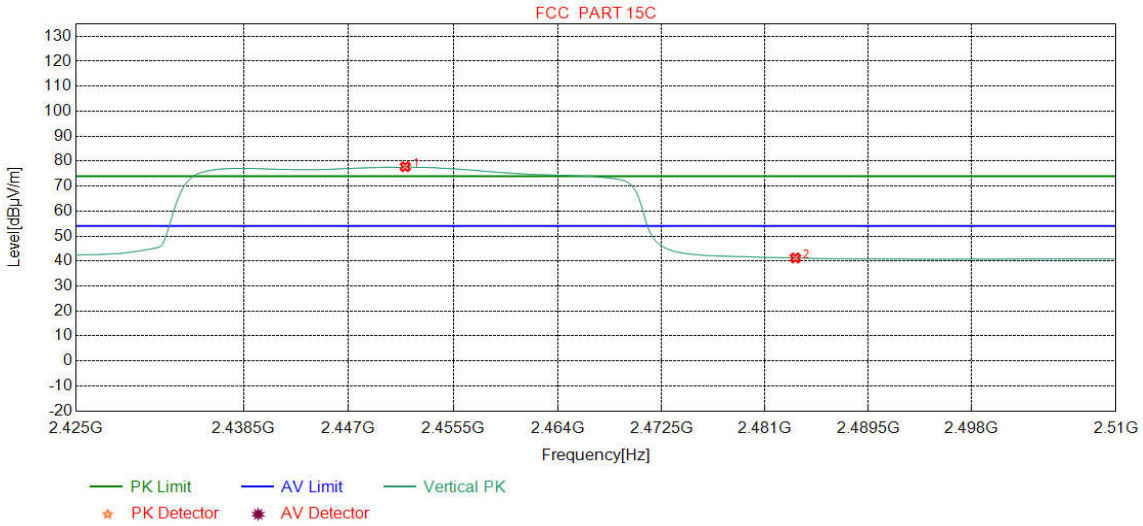

NO	Freq. [MHz]	Ant Factor [dB]	Cable loss [dB]	Pream gain [dB]	Reading [dBµV]	Level [dBµV/m]	Limit [dBµV/m]	Margin [dB]	Result	Polarity
1	2451.5957	32.33	13.52	-43.10	75.03	77.78	54.00	-23.78	Pass	Vertical
2	2483.5000	32.38	13.38	-43.11	38.58	41.23	54.00	12.77	Pass	Vertical

Note:

1) Through Pre-scan transmitting mode and charge+transmitter mode with all kind of modulation and data rate, find the 1Mbps of rate is the worst case of 802.11b; 6Mbpsof rate is the worst case of 802.11g; 6.5Mbps of rate is the worst case of 802.11n(HT20) ; 13.5Mbps of rate is the worst case of 802.11n(HT40),and then Only the worst case is recorded in the report.

2) The field strength is calculated by adding the Antenna Factor, Cable Factor & Preamplifier. The basic equation with a sample calculation is as follows:

Final Test Level =Receiver Reading - Correct Factor

Correct Factor = Preamplifier Factor– Antenna Factor–Cable Factor

Appendix I): Radiated Spurious Emissions

Receiver Setup:

Frequency	Detector	RBW	VBW	Remark
0.009MHz-0.090MHz	Peak	10kHz	30kHz	Peak
0.009MHz-0.090MHz	Average	10kHz	30kHz	Average
0.090MHz-0.110MHz	Quasi-peak	10kHz	30kHz	Quasi-peak
0.110MHz-0.490MHz	Peak	10kHz	30kHz	Peak
0.110MHz-0.490MHz	Average	10kHz	30kHz	Average
0.490MHz -30MHz	Quasi-peak	10kHz	30kHz	Quasi-peak
30MHz-1GHz	Quasi-peak	120kHz	300kHz	Quasi-peak
Above 1GHz	Peak	1MHz	3MHz	Peak
	Peak	1MHz	10Hz	Average

Test Procedure:

Below 1GHz test procedure as below:

a. The EUT was placed on the top of a rotating table 0.8 meters above the ground at a 3 meter semi-anechoic camber. The table was rotated 360 degrees to determine the position of the highest radiation.
b. The EUT was set 3 meters away from the interference-receiving antenna, which was mounted on the top of a variable-height antenna tower.
c. The antenna height is varied from one meter to four meters above the ground to determine the maximum value of the field strength. Both horizontal and vertical polarizations of the antenna are set to make the measurement.
d. For each suspected emission, the EUT was arranged to its worst case and then the antenna was tuned to heights from 1 meter to 4 meters (for the test frequency of below 30MHz, the antenna was tuned to heights 1 meter) and the rotatable was turned from 0 degrees to 360 degrees to find the maximum reading.
e. The test-receiver system was set to Peak Detect Function and Specified Bandwidth with Maximum Hold Mode.
f. If the emission level of the EUT in peak mode was 10dB lower than the limit specified, then testing could be stopped and the peak values of the EUT would be reported. Otherwise the emissions that did not have 10dB margin would be re-tested one by one using peak, quasi-peak or average method as specified and then reported in a data sheet.

Above 1GHz test procedure as below:

g. Different between above is the test site, change from Semi- Anechoic Chamber to fully Anechoic Chamber and change form table 0.8 meter to 1.5 meter(Above 18GHz the distance is 1 meter and table is 1.5 meter).
h. Test the EUT in the lowest channel, the middle channel ,the Highest channel .
i. The radiation measurements are performed in X, Y, Z axis positioning for Transmitting mode, and found the X axis positioning which it is worse case.
j. Repeat above procedures until all frequencies measured was complete.

Limit:

Frequency	Field strength (microvolt/meter)	Limit (dBμV/m)	Remark	Measurement distance (m)
0.009MHz-0.490MHz	2400/F(kHz)	-	-	300
0.490MHz-1.705MHz	24000/F(kHz)	-	-	30
1.705MHz-30MHz	30	-	-	30
30MHz-88MHz	100	40.0	Quasi-peak	3
88MHz-216MHz	150	43.5	Quasi-peak	3
216MHz-960MHz	200	46.0	Quasi-peak	3
960MHz-1GHz	500	54.0	Quasi-peak	3
Above 1GHz	500	54.0	Average	3

Note: 15.35(b), Unless otherwise specified, the limit on peak radio frequency emissions is 20dB above the maximum permitted average emission limit applicable to the equipment under test. This peak limit applies to the total peak emission level radiated by the device.

Radiated Spurious Emissions test Data:

Radiated Emission below 1GHz

During the test, the Radiates Emission from 30MHz to 1GHz was performed in all modes with all channels, 11b Channel 2412MHz was selected as the worst condition. The test data of the worst-case condition was recorded in this report.

Mode:		802.11 b(1Mbps) Transmitting				Channel:		2412		
NO	Freq. [MHz]	Ant Factor [dB]	Cable loss [dB]	Pream gain [dB]	Reading [dBμV]	Level [dBμV/m]	Limit [dBμV/m]	Margin [dB]	Result	Polarity
1	43.8724	13.00	0.74	-31.62	44.87	26.99	40.00	13.01	Pass	H
2	100.2350	11.00	1.17	-31.90	52.19	32.46	43.50	11.04	Pass	H
3	166.7837	8.27	1.51	-31.96	61.94	39.76	43.50	3.74	Pass	H
4	239.9290	11.94	1.84	-31.90	51.58	33.46	46.00	12.54	Pass	H
5	483.0353	16.73	2.62	-31.90	45.20	32.65	46.00	13.35	Pass	H
6	904.8335	22.13	3.60	-31.44	43.58	37.87	46.00	8.13	Pass	H
7	46.3946	13.20	0.76	-31.82	45.59	27.73	40.00	12.27	Pass	V
8	92.8623	9.86	1.11	-32.04	50.26	29.19	43.50	14.31	Pass	V
9	166.7837	8.27	1.51	-31.96	54.47	32.29	43.50	11.21	Pass	V
10	240.0260	11.94	1.84	-31.90	48.05	29.93	46.00	16.07	Pass	V
11	600.0290	19.00	2.96	-31.50	43.66	34.12	46.00	11.88	Pass	V
12	905.9976	22.14	3.60	-31.45	43.98	38.27	46.00	7.73	Pass	V

Transmitter Emission above 1GHz

Mode:		802.11 b (1Mbps) Transmitting				Channel:		2412			
NO	Freq. [MHz]	Ant Factor [dB]	Cable loss [dB]	Pream gain [dB]	Reading [dBμV]	Level [dBμV/m]	Limit [dBμV/m]	Margin [dB]	Result	Polarity	Remark
1	1272.8273	28.17	2.71	-42.81	53.11	41.18	74.00	32.82	Pass	H	Peak
2	2133.3133	31.89	3.63	-43.18	59.76	52.10	74.00	21.90	Pass	H	Peak
3	3331.0221	33.33	4.54	-43.09	50.64	45.42	74.00	28.58	Pass	H	Peak
4	4824.0000	34.50	4.61	-42.80	52.79	49.10	74.00	24.90	Pass	H	Peak
5	7236.0000	36.34	5.79	-42.16	46.80	46.77	74.00	27.23	Pass	H	Peak
6	9648.0000	37.66	6.72	-42.10	46.99	49.27	74.00	24.73	Pass	H	Peak
7	1299.0299	28.20	2.75	-42.79	56.13	44.29	74.00	29.71	Pass	V	Peak
8	2128.7129	31.88	3.62	-43.17	57.96	50.29	74.00	23.71	Pass	V	Peak
9	4252.0835	34.15	4.51	-42.90	54.14	49.90	74.00	24.10	Pass	V	Peak
10	4824.1216	34.50	4.61	-42.80	58.35	54.66	74.00	19.34	Pass	V	Peak
11	7236.0000	36.34	5.79	-42.16	46.30	46.27	74.00	27.73	Pass	V	Peak
12	9648.0000	37.66	6.72	-42.10	46.21	48.49	74.00	25.51	Pass	V	Peak
13	4824.0306	34.50	4.61	-42.80	56.39	52.70	54.00	1.30	Pass	V	Averag

Mode:		802.11 b (1Mbps) Transmitting				Channel:		2437			
NO	Freq. [MHz]	Ant Factor [dB]	Cable loss [dB]	Pream gain [dB]	Reading [dBμV]	Level [dBμV/m]	Limit [dBμV/m]	Margin [dB]	Result	Polarity	Remark
1	1302.6303	28.20	2.75	-42.78	57.78	45.95	74.00	28.05	Pass	H	Peak
2	2130.9131	31.88	3.62	-43.17	56.77	49.10	74.00	24.90	Pass	H	Peak
3	4247.0831	34.15	4.51	-42.91	49.98	45.73	74.00	28.27	Pass	H	Peak
4	4874.1249	34.50	4.78	-42.80	55.12	51.60	74.00	22.40	Pass	H	Peak
5	7311.0000	36.41	5.85	-42.14	45.85	45.97	74.00	28.03	Pass	H	Peak
6	9748.0000	37.70	6.77	-42.10	47.40	49.77	74.00	24.23	Pass	H	Peak
7	1300.4300	28.20	2.75	-42.78	58.83	47.00	74.00	27.00	Pass	V	Peak
8	2133.5134	31.89	3.63	-43.18	59.00	51.34	74.00	22.66	Pass	V	Peak
9	3990.0660	33.79	4.33	-43.00	54.47	49.59	74.00	24.41	Pass	V	Peak
10	4874.1249	34.50	4.78	-42.80	58.42	54.90	74.00	19.10	Pass	V	Peak
11	7311.0000	36.41	5.85	-42.14	45.78	45.90	74.00	28.10	Pass	V	Peak
12	9748.0000	37.70	6.77	-42.10	47.16	49.53	74.00	24.47	Pass	V	Peak
13	1300.4300	28.20	2.75	-42.78	58.83	47.00	54.00	7.00	Pass	V	Average

Mode:		802.11 b (1Mbps) Transmitting				Channel:		2462			
NO	Freq. [MHz]	Ant Factor [dB]	Cable loss [dB]	Pream gain [dB]	Reading [dBμV]	Level [dBμV/m]	Limit [dBμV/m]	Margin [dB]	Result	Polarity	Remark
1	1314.8315	28.21	2.77	-42.76	58.44	46.66	74.00	27.34	Pass	H	Peak
2	2128.9129	31.88	3.62	-43.17	58.10	50.43	74.00	23.57	Pass	H	Peak
3	3988.0659	33.79	4.33	-43.00	53.25	48.37	74.00	25.63	Pass	H	Peak
4	4924.0000	34.50	4.85	-42.80	53.82	50.37	74.00	23.63	Pass	H	Peak
5	7386.0000	36.49	5.85	-42.13	46.60	46.81	74.00	27.19	Pass	H	Peak
6	9848.0000	37.74	6.83	-42.10	46.62	49.09	74.00	24.91	Pass	H	Peak
7	1300.0300	28.20	2.75	-42.78	59.80	47.97	74.00	26.03	Pass	V	Peak
8	2130.3130	31.88	3.62	-43.17	60.46	52.79	74.00	21.21	Pass	V	Peak
9	4262.0841	34.17	4.48	-42.89	53.89	49.65	74.00	24.35	Pass	V	Peak
10	4924.1283	34.50	4.85	-42.80	56.84	53.39	74.00	20.61	Pass	V	Peak
11	7386.0000	36.49	5.85	-42.13	45.68	45.89	74.00	28.11	Pass	V	Peak
12	9848.0000	37.74	6.83	-42.10	46.30	48.77	74.00	25.23	Pass	V	Peak

Mode:		802.11 g (6Mbps) Transmitting				Channel:		2412			
NO	Freq. [MHz]	Ant Factor [dB]	Cable loss [dB]	Pream gain [dB]	Reading [dBμV]	Level [dBμV/m]	Limit [dBμV/m]	Margin [dB]	Result	Polarity	Remak
1	1315.4315	28.22	2.77	-42.77	59.32	47.54	74.00	26.46	Pass	H	Peak
2	2128.7129	31.88	3.62	-43.17	56.56	48.89	74.00	25.11	Pass	H	Peak
3	3171.0114	33.27	4.60	-43.10	50.05	44.82	74.00	29.18	Pass	H	Peak
4	4824.0000	34.50	4.61	-42.80	47.42	43.73	74.00	30.27	Pass	H	Peak
5	7236.0000	36.34	5.79	-42.16	45.65	45.62	74.00	28.38	Pass	H	Peak
6	9648.0000	37.66	6.72	-42.10	47.87	50.15	74.00	23.85	Pass	H	Peak
7	1299.4299	28.20	2.75	-42.79	59.40	47.56	74.00	26.44	Pass	V	Peak
8	2132.5133	31.89	3.63	-43.18	59.19	51.53	74.00	22.47	Pass	V	Peak
9	4254.0836	34.16	4.50	-42.90	55.83	51.59	74.00	22.41	Pass	V	Peak
10	4824.0000	34.50	4.61	-42.80	46.83	43.14	74.00	30.86	Pass	V	Peak
11	7236.0000	36.34	5.79	-42.16	46.08	46.05	74.00	27.95	Pass	V	Peak
12	9648.0000	37.66	6.72	-42.10	45.96	48.24	74.00	25.76	Pass	V	Peak

Mode:		802.11 g (6Mbps) Transmitting				Channel:		2437			
NO	Freq. [MHz]	Ant Factor [dB]	Cable loss [dB]	Pream gain [dB]	Readin g [dBμV]	Level [dBμV/m]	Limit [dBμV/m]	Margin [dB]	Result	Polarity	Remak
1	1313.4313	28.21	2.77	-42.77	60.38	48.59	74.00	25.41	Pass	H	Peak
2	2132.1132	31.88	3.62	-43.16	58.45	50.79	74.00	23.21	Pass	H	Peak
3	3742.0495	33.59	4.33	-43.05	49.63	44.50	74.00	29.50	Pass	H	Peak
4	4874.0000	34.50	4.78	-42.80	46.81	43.29	74.00	30.71	Pass	H	Peak
5	7311.0000	36.41	5.85	-42.14	46.43	46.55	74.00	27.45	Pass	H	Peak
6	9748.0000	37.70	6.77	-42.10	46.13	48.50	74.00	25.50	Pass	H	Peak
7	1299.0299	28.20	2.75	-42.79	59.52	47.68	74.00	26.32	Pass	V	Peak
8	2132.9133	31.89	3.63	-43.18	58.63	50.97	74.00	23.03	Pass	V	Peak
9	4251.0834	34.15	4.51	-42.90	56.75	52.51	74.00	21.49	Pass	V	Peak
10	4874.0000	34.50	4.78	-42.80	46.83	43.31	74.00	30.69	Pass	V	Peak
11	7311.0000	36.41	5.85	-42.14	46.27	46.39	74.00	27.61	Pass	V	Peak
12	9748.0000	37.70	6.77	-42.10	47.72	50.09	74.00	23.91	Pass	V	Peak

Mode:		802.11 g (6Mbps) Transmitting				Channel:		2462			
NO	Freq. [MHz]	Ant Factor [dB]	Cable loss [dB]	Pream gain [dB]	Readin g [dBμV]	Level [dBμV/m]	Limit [dBμV/m]	Margin [dB]	Result	Polarity	Remak
1	1318.6319	28.22	2.78	-42.77	59.73	47.96	74.00	26.04	Pass	H	Peak
2	2127.9128	31.88	3.62	-43.18	52.90	45.22	74.00	28.78	Pass	H	Peak
3	3981.0654	33.78	4.33	-43.00	50.24	45.35	74.00	28.65	Pass	H	Peak
4	4924.0000	34.50	4.85	-42.80	47.52	44.07	74.00	29.93	Pass	H	Peak
5	7386.0000	36.49	5.85	-42.13	45.94	46.15	74.00	27.85	Pass	H	Peak
6	9848.0000	37.74	6.83	-42.10	45.92	48.39	74.00	25.61	Pass	H	Peak
7	1301.6302	28.20	2.75	-42.78	57.69	45.86	74.00	28.14	Pass	V	Peak
8	2130.7131	31.88	3.62	-43.17	56.55	48.88	74.00	25.12	Pass	V	Peak
9	4255.0837	34.16	4.50	-42.90	53.64	49.40	74.00	24.60	Pass	V	Peak
10	4924.0000	34.50	4.85	-42.80	48.27	44.82	74.00	29.18	Pass	V	Peak
11	7386.0000	36.49	5.85	-42.13	46.54	46.75	74.00	27.25	Pass	V	Peak
12	9848.0000	37.74	6.83	-42.10	45.93	48.40	74.00	25.60	Pass	V	Peak

Mode:		802.11 n (HT20) (6.5Mbps)				Channel:		2412			
NO	Freq. [MHz]	Ant Factor [dB]	Cable loss [dB]	Pream gain [dB]	Readin g [dBμV]	Level [dBμV/m]	Limit [dBμV/m]	Margin [dB]	Result	Polarity	Remak
1	1316.6317	28.22	2.77	-42.77	60.32	48.54	74.00	25.46	Pass	H	Peak
2	2128.7129	31.88	3.62	-43.17	57.12	49.45	74.00	24.55	Pass	H	Peak
3	3073.0049	33.23	4.78	-43.10	50.90	45.81	74.00	28.19	Pass	H	Peak
4	4824.0000	34.50	4.61	-42.80	47.16	43.47	74.00	30.53	Pass	H	Peak
5	7236.0000	36.34	5.79	-42.16	46.22	46.19	74.00	27.81	Pass	H	Peak
6	9648.0000	37.66	6.72	-42.10	45.80	48.08	74.00	25.92	Pass	H	Peak
7	1297.2297	28.20	2.75	-42.79	58.62	46.78	74.00	27.22	Pass	V	Peak
8	2129.5130	31.88	3.62	-43.17	58.14	50.47	74.00	23.53	Pass	V	Peak
9	4250.0833	34.15	4.51	-42.90	54.35	50.11	74.00	23.89	Pass	V	Peak
10	4824.0000	34.50	4.61	-42.80	48.68	44.99	74.00	29.01	Pass	V	Peak
11	7236.0000	36.34	5.79	-42.16	45.71	45.68	74.00	28.32	Pass	V	Peak
12	9648.0000	37.66	6.72	-42.10	46.08	48.36	74.00	25.64	Pass	V	Peak

Mode:		802.11 n (HT20) (6.5Mbps)				Channel:		2437			
NO	Freq. [MHz]	Ant Factor [dB]	Cable loss [dB]	Pream gain [dB]	Readin g [dBμV]	Level [dBμV/m]	Limit [dBμV/m]	Margin [dB]	Result	Polarity	Remak
1	1316.8317	28.22	2.77	-42.77	59.93	48.15	74.00	25.85	Pass	H	Peak
2	2129.7130	31.88	3.62	-43.17	56.31	48.64	74.00	25.36	Pass	H	Peak
3	3955.0637	33.76	4.34	-43.01	50.51	45.60	74.00	28.40	Pass	H	Peak
4	4874.0000	34.50	4.78	-42.80	48.11	44.59	74.00	29.41	Pass	H	Peak
5	7311.0000	36.41	5.85	-42.14	46.32	46.44	74.00	27.56	Pass	H	Peak
6	9748.0000	37.70	6.77	-42.10	46.10	48.47	74.00	25.53	Pass	H	Peak
7	1298.0298	28.20	2.75	-42.79	57.34	45.50	74.00	28.50	Pass	V	Peak
8	2127.5128	31.88	3.62	-43.18	58.22	50.54	74.00	23.46	Pass	V	Peak
9	4874.0000	34.50	4.78	-42.80	47.62	44.10	74.00	29.90	Pass	V	Peak
10	5380.1587	34.88	4.83	-42.64	54.69	51.76	74.00	22.24	Pass	V	Peak
11	7311.0000	36.41	5.85	-42.14	46.07	46.19	74.00	27.81	Pass	V	Peak
12	9748.0000	37.70	6.77	-42.10	46.44	48.81	74.00	25.19	Pass	V	Peak

Mode:		802.11 n (HT20) (6.5Mbps)				Channel:		2462			
NO	Freq. [MHz]	Ant Factor [dB]	Cable loss [dB]	Pream gain [dB]	Readin g [dBμV]	Level [dBμV/m]	Limit [dBμV/m]	Margin [dB]	Result	Polarity	Remak
1	1297.6298	28.20	2.75	-42.79	58.45	46.61	74.00	27.39	Pass	H	Peak
2	2126.7127	31.88	3.62	-43.18	57.24	49.56	74.00	24.44	Pass	H	Peak
3	4260.0840	34.16	4.49	-42.89	53.96	49.72	74.00	24.28	Pass	H	Peak
4	4924.0000	34.50	4.85	-42.80	47.27	43.82	74.00	30.18	Pass	H	Peak
5	7386.0000	36.49	5.85	-42.13	45.75	45.96	74.00	28.04	Pass	H	Peak
6	9848.0000	37.74	6.83	-42.10	46.07	48.54	74.00	25.46	Pass	H	Peak
7	1301.2301	28.20	2.75	-42.78	58.42	46.59	74.00	27.41	Pass	V	Peak
8	2689.7690	32.70	4.11	-43.09	57.73	51.45	74.00	22.55	Pass	V	Peak
9	4260.0840	34.16	4.49	-42.89	53.92	49.68	74.00	24.32	Pass	V	Peak
10	4924.0000	34.50	4.85	-42.80	47.47	44.02	74.00	29.98	Pass	V	Peak
11	7386.0000	36.49	5.85	-42.13	46.49	46.70	74.00	27.30	Pass	V	Peak
12	9848.0000	37.74	6.83	-42.10	47.56	50.03	74.00	23.97	Pass	V	Peak

Mode:		802.11 n (HT40) (13.5Mbps)				Channel:		2422			
NO	Freq. [MHz]	Ant Factor [dB]	Cable loss [dB]	Pream gain [dB]	Readin g [dBμV]	Level [dBμV/m]	Limit [dBμV/m]	Margin [dB]	Result	Polarity	Remak
1	1316.0316	28.22	2.77	-42.77	59.79	48.01	74.00	25.99	Pass	H	Peak
2	2128.7129	31.88	3.62	-43.17	55.94	48.27	74.00	25.73	Pass	H	Peak
3	4247.0831	34.15	4.51	-42.91	51.16	46.91	74.00	27.09	Pass	H	Peak
4	4844.0000	34.50	4.66	-42.80	46.95	43.31	74.00	30.69	Pass	H	Peak
5	7266.0000	36.37	5.80	-42.15	46.32	46.34	74.00	27.66	Pass	H	Peak
6	9688.0000	37.68	6.62	-42.10	46.93	49.13	74.00	24.87	Pass	H	Peak
7	1299.0299	28.20	2.75	-42.79	57.59	45.75	74.00	28.25	Pass	V	Peak
8	2129.7130	31.88	3.62	-43.17	57.91	50.24	74.00	23.76	Pass	V	Peak
9	4259.0839	34.16	4.49	-42.89	55.12	50.88	74.00	23.12	Pass	V	Peak
10	4844.0000	34.50	4.66	-42.80	47.46	43.82	74.00	30.18	Pass	V	Peak
11	7266.0000	36.37	5.80	-42.15	46.34	46.36	74.00	27.64	Pass	V	Peak
12	9688.0000	37.68	6.62	-42.10	48.13	50.33	74.00	23.67	Pass	V	Peak

Mode:		802.11 n (HT40) (13.5Mbps)				Channel:		2437			
NO	Freq. [MHz]	Ant Factor [dB]	Cable loss [dB]	Pream gain [dB]	Readi ng [dBμV]	Level [dBμV/m]	Limit [dBμV/m]	Margin [dB]	Result	Polarity	Remak
1	1314.4314	28.21	2.77	-42.77	59.52	47.73	74.00	26.27	Pass	H	Peak
2	2131.1131	31.88	3.62	-43.17	56.91	49.24	74.00	24.76	Pass	H	Peak
3	4250.0833	34.15	4.51	-42.90	53.00	48.76	74.00	25.24	Pass	H	Peak
4	4874.0000	34.50	4.78	-42.80	47.38	43.86	74.00	30.14	Pass	H	Peak
5	7311.0000	36.41	5.85	-42.14	45.72	45.84	74.00	28.16	Pass	H	Peak
6	9748.0000	37.70	6.77	-42.10	47.91	50.28	74.00	23.72	Pass	H	Peak
7	1300.8301	28.20	2.75	-42.78	58.93	47.10	74.00	26.90	Pass	V	Peak
8	2128.9129	31.88	3.62	-43.17	57.71	50.04	74.00	23.96	Pass	V	Peak
9	4248.0832	34.15	4.51	-42.90	55.44	51.20	74.00	22.80	Pass	V	Peak
10	4874.0000	34.50	4.78	-42.80	47.15	43.63	74.00	30.37	Pass	V	Peak
11	7311.0000	36.41	5.85	-42.14	48.41	48.53	74.00	25.47	Pass	V	Peak
12	9748.0000	37.70	6.77	-42.10	47.26	49.63	74.00	24.37	Pass	V	Peak

Mode:		802.11 n (HT40) (13.5Mbps)				Channel:		2452			
NO	Freq. [MHz]	Ant Facto r [dB]	Cable loss [dB]	Pream gain [dB]	Readi ng [dBμV]	Level [dBμV/m]	Limit [dBμV/m]	Margin [dB]	Result	Polarity	Remak
1	1315.6316	28.22	2.77	-42.77	59.10	47.32	74.00	26.68	Pass	H	Peak
2	2131.3131	31.88	3.62	-43.17	54.89	47.22	74.00	26.78	Pass	H	Peak
3	4249.0833	34.15	4.51	-42.90	50.23	45.99	74.00	28.01	Pass	H	Peak
4	4904.0000	34.50	4.88	-42.80	47.71	44.29	74.00	29.71	Pass	H	Peak
5	7356.0000	36.46	5.85	-42.13	47.17	47.35	74.00	26.65	Pass	H	Peak
6	9808.0000	37.72	6.59	-42.10	47.06	49.27	74.00	24.73	Pass	H	Peak
7	1297.4297	28.20	2.75	-42.79	58.17	46.33	74.00	27.67	Pass	V	Peak
8	2689.1689	32.70	4.11	-43.09	57.90	51.62	74.00	22.38	Pass	V	Peak
9	4248.0832	34.15	4.51	-42.90	54.81	50.57	74.00	23.43	Pass	V	Peak
10	4904.0000	34.50	4.88	-42.80	46.90	43.48	74.00	30.52	Pass	V	Peak
11	7356.0000	36.46	5.85	-42.13	46.08	46.26	74.00	27.74	Pass	V	Peak
12	9808.0000	37.72	6.59	-42.10	47.86	50.07	74.00	23.93	Pass	V	Peak

Note:

1) The field strength is calculated by adding the Antenna Factor, Cable Factor & Preamplifier. The basic equation with a sample calculation is as follows:

Final Test Level =Receiver Reading - Correct Factor

Correct Factor = Preamplifier Factor– Antenna Factor–Cable Factor

2) Scan from 9kHz to 25GHz, the disturbance above 13GHz and below 30MHz was very low, and the above harmonics were the highest point could be found when testing, so only the above harmonics had been displayed. The amplitude of spurious emissions from the radiator which are attenuated more than 20dB below the limit need not be reported.