Appendix Report

Report No.:	CISRR24121614201
Test Engineer:	Mark Fu
Supervised by:	Rory Huang

1) Duty Cycle

Test Result

Modulation	Packets	Channel	On Time (ms)	Period (ms)	Duty Cycle (%)	Duty Cycle (linear)	Duty Cycle Factor (dB)	1/T
GFSK	DH5	0	2.906	3.748	77.53	0.7753	1.1053	0.3441
		39	2.906	3.748	77.53	0.7753	1.1053	0.3441
		78	2.906	3.748	77.53	0.7753	1.1053	0.3441

Test Graphs

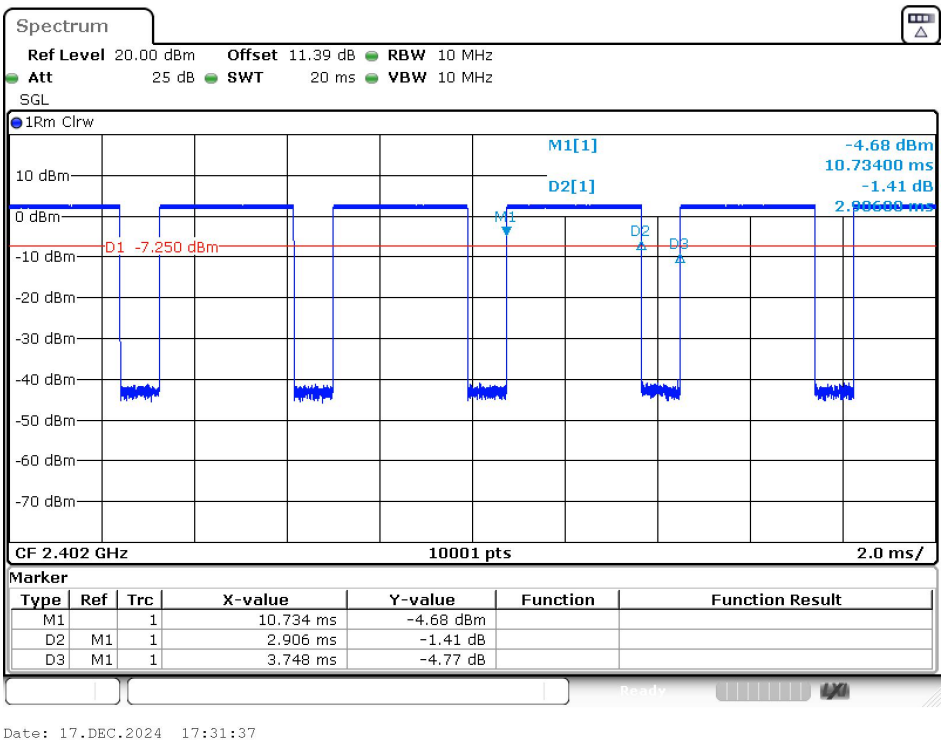

GFSK(DH5)_Channel 0

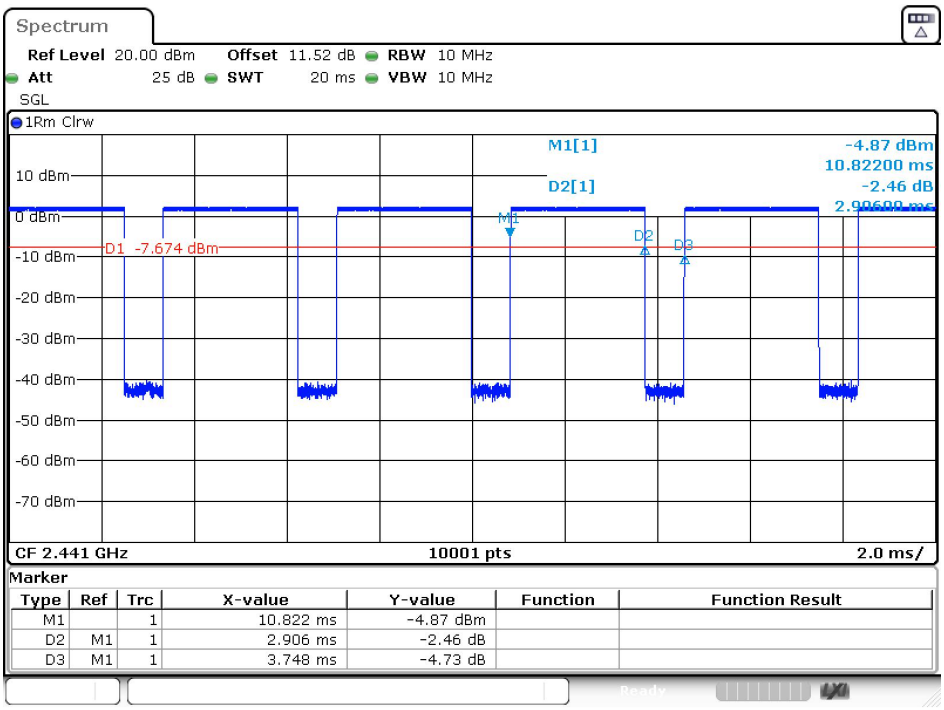

GFSK(DH5)_Channel 39

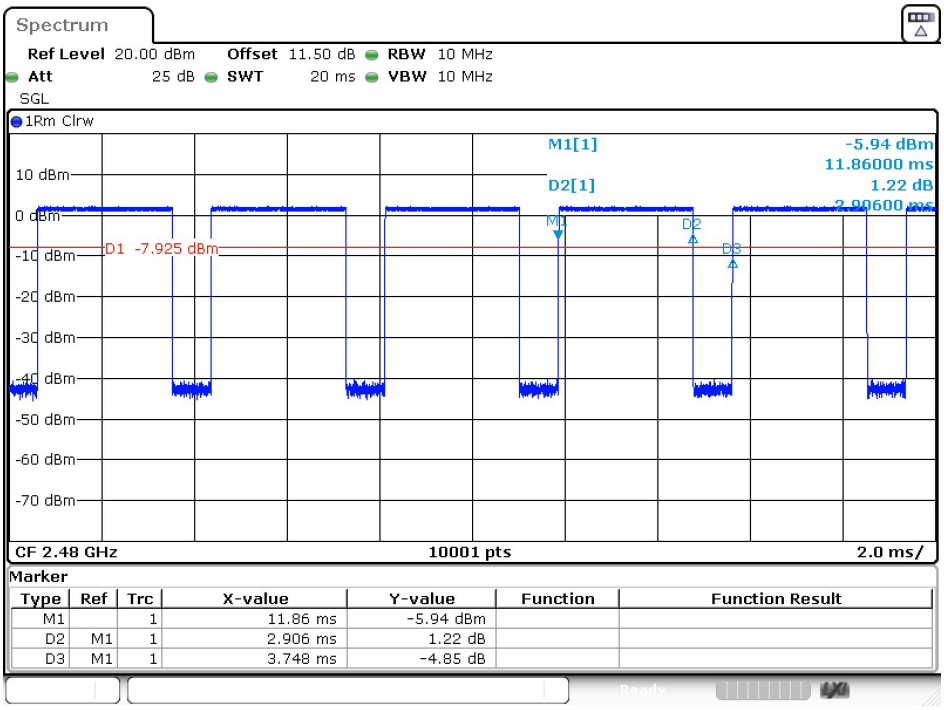

GFSK(DH5)_Channel 78

2) Dwell Time

Test Result

Modulation	Packet	Channel	Pulse Width (ms)	Number of Pulses in 31.6 seconds	Dwell Time (ms)	Limit (ms)	Result
GFSK	DH5	CH0 (2402MHz)	2.912	99	288.29	< 400	PASS

Test Graphs

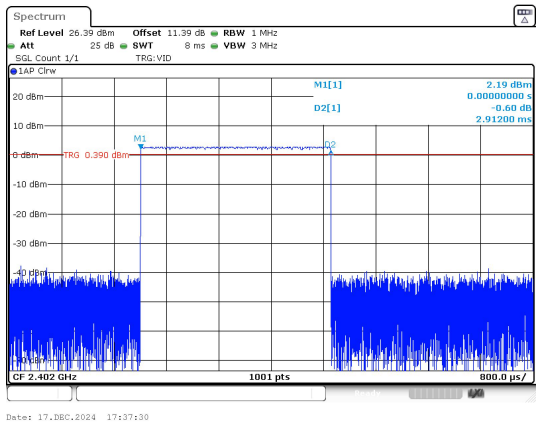

Pulse Width
GFSK_DH5

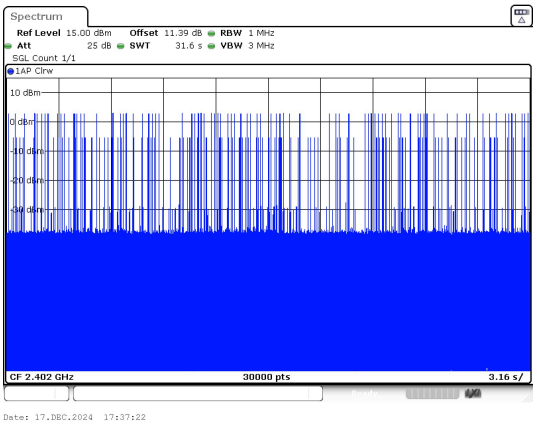

Number of Pulses in 31.6 seconds
GFSK_DH5

3) Number Of Hopping Channel

Test Result

Modulation	Packet	Number of Hopping Channel	Limit	Result
GFSK	DH5	79	15	PASS

Test Graphs

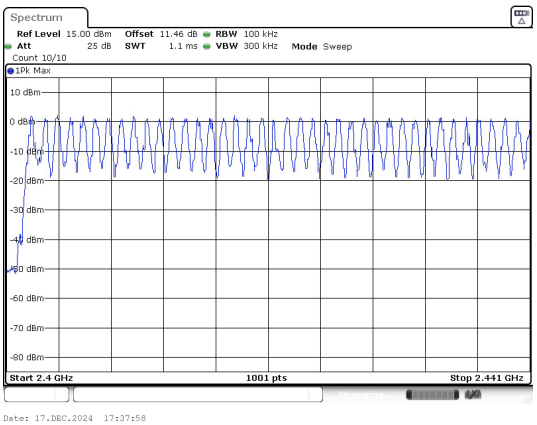

Low End Spectrum Channel Hopping Plot
GFSK

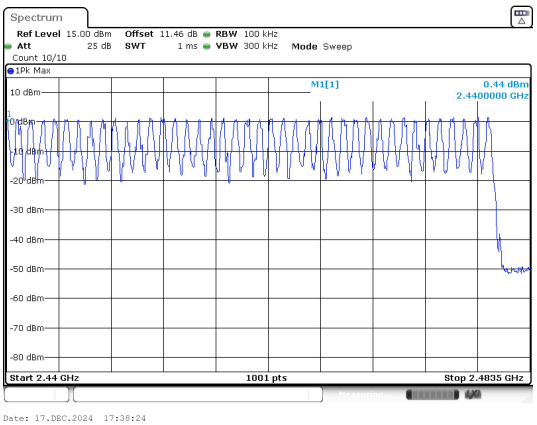

High End Spectrum Channel Hopping Plot
GFSK

4) Conducted Output Power

Test Result

Modulation	Packet Type	Channel	Peak Output Power (dBm)	Peak Output Power (mW)	Limit (dBm)	Result
GFSK	DH5	0	2.92	1.96	≤30	PASS
		39	2.48	1.77		PASS
		78	2.23	1.67		PASS

Test Graphs

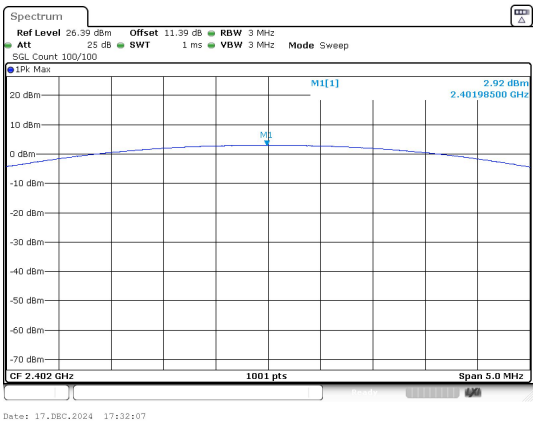

Peak Output Power

GFSK_Channel 0

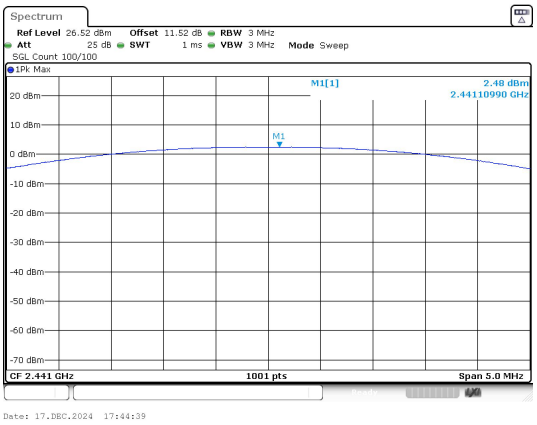

Peak Output Power

GFSK_Channel 39

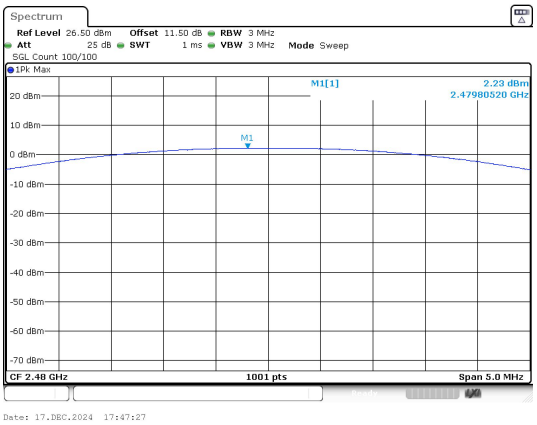

Peak Output Power

GFSK_Channel 78

5) 20dB Bandwidth

Test Result

Modulation	Channel	Center Frequency (MHz)	20 dB Bandwidth (MHz)
GFSK	0	2402 MHz	0.9400
	39	2441 MHz	0.9500
	78	2480 MHz	0.9400

Test Graphs

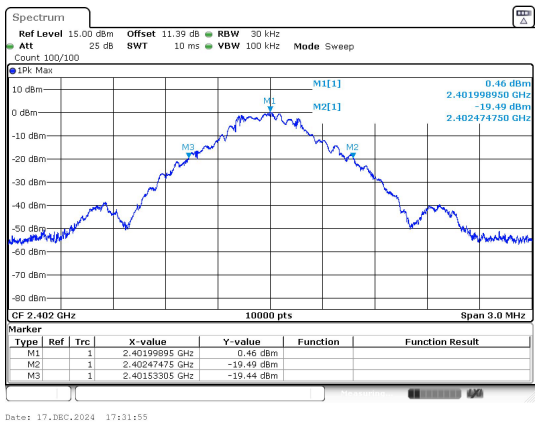

GFSK_DH5_Channel 0

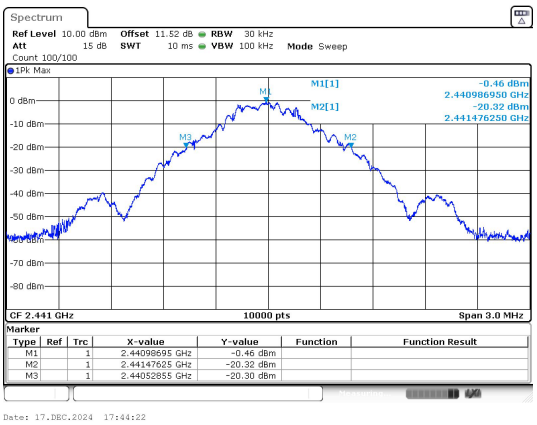

GFSK_DH5_Channel 39

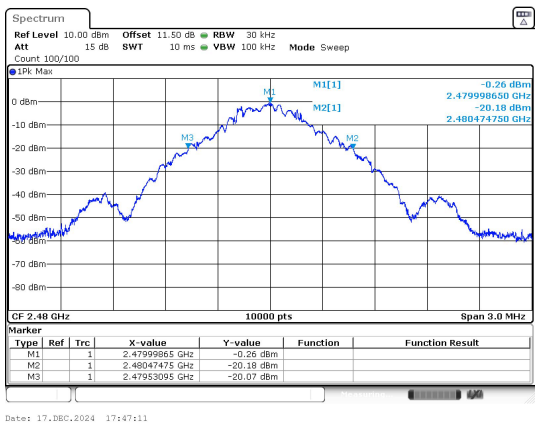

GFSK_DH5_Channel 78

6) Carrier Frequencies Separation

Test Result

Modulation	Packet	Left Center frequency (MHz)	Right Center frequency (MHz)	Hopping Frequency Separation (MHz)	Limit (MHz)	Result
GFSK	DH5	2439.827	2440.8337	1.0068	0.94	PASS

Test Graphs

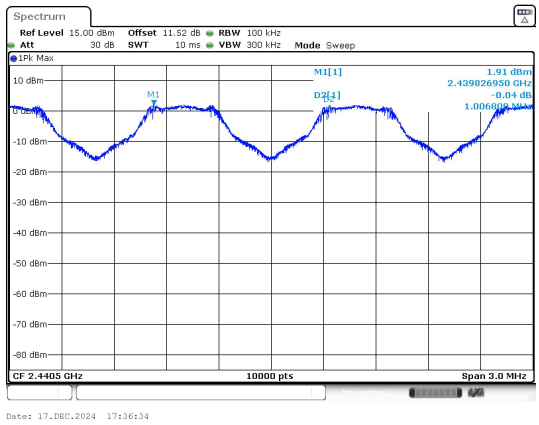

GFSK

7) Conducted Out Of Band Emission

Test Result

Non-Hopping

Modulation	Packet	Channel	OOB Emission Frequency (MHz)	OOB Emission Level (dBm)	Limit (dBm)	Over Limit (dB)	Result
GFSK	DH5	0	2400.00	-47.970	-17.53	-30.440	PASS
			4803.85	-43.235	-17.53	-25.705	PASS
		39	4882.09	-41.143	-18.0	-23.143	PASS
		78	2483.50	-50.110	-18.44	-31.670	PASS
			4960.33	-42.764	-18.44	-24.324	PASS

Hopping

Modulation	Packet	Channel	OOB Emission Frequency (MHz)	OOB Emission Level (dBm)	Limit (dBm)	Over Limit (dB)	Result
GFSK	DH5	Hopping	2395.14	-47.477	-17.6	-29.877	PASS
			2400.00	-49.700	-17.6	-32.100	PASS
			2483.50	-48.530	-18.34	-30.190	PASS

Test Graphs

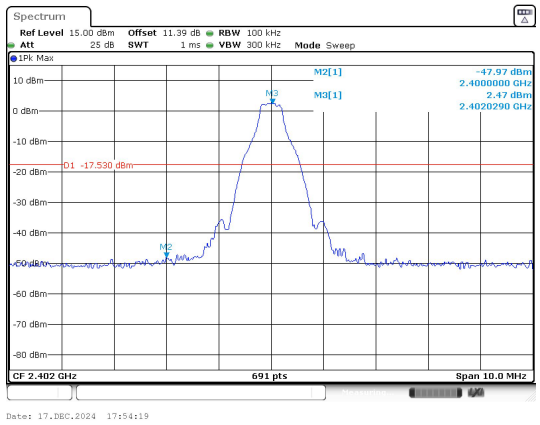

Out Of Band Emission
GFSK_DH5_Channel 0

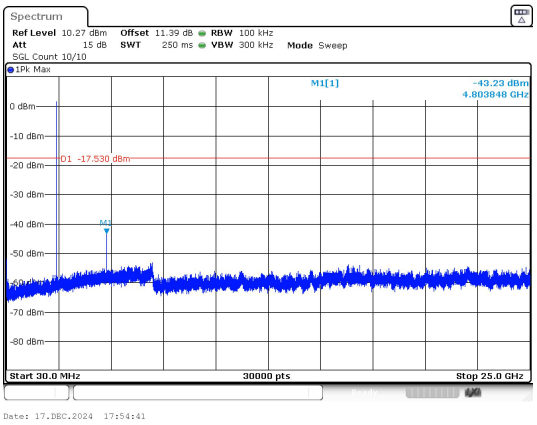

30.0 MHz - 25000.0 MHz
GFSK_DH5_Channel 0

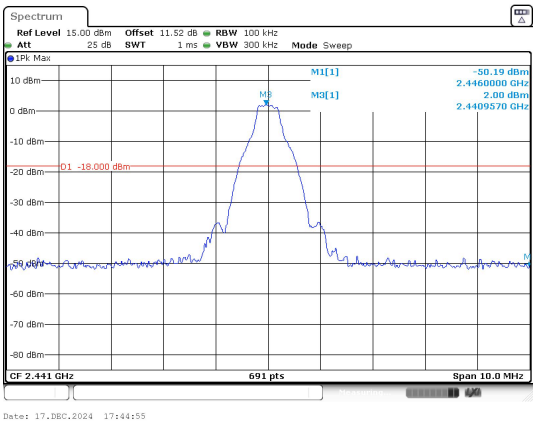

Out Of Band Emission

GFSK_DH5_Channel 39

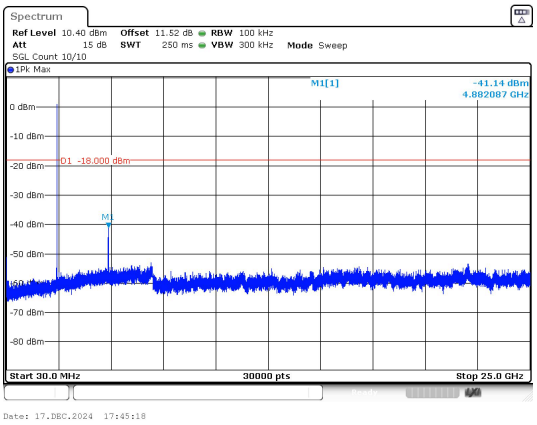

30.0 MHz - 25000.0 MHz

GFSK_DH5_Channel 39

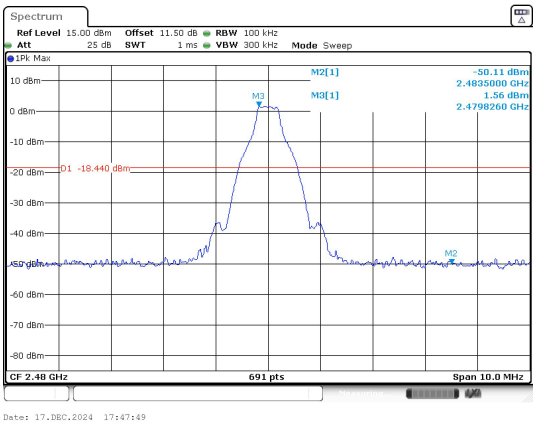

Out Of Band Emission

GFSK_DH5_Channel 78

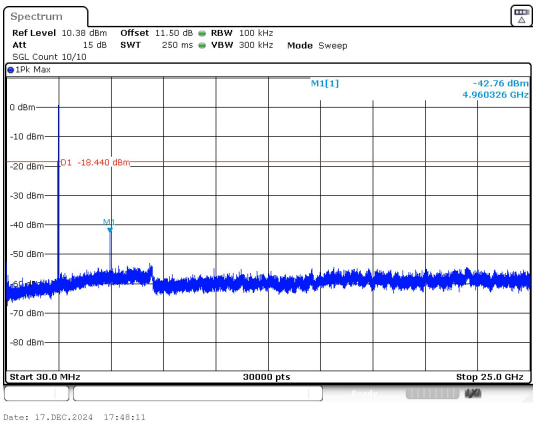

30.0 MHz - 25000.0 MHz

GFSK_DH5_Channel 78

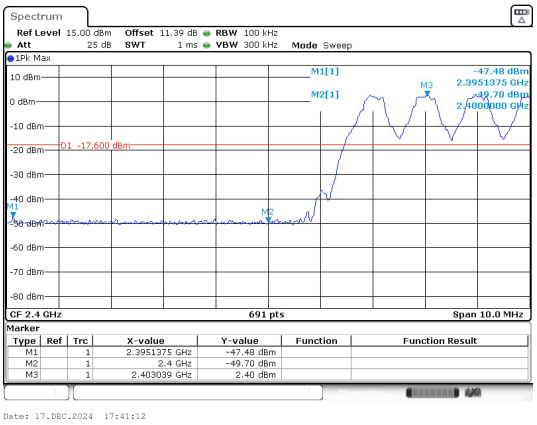

Out Of Band Emission(Left)

GFSK_DH5_Channel Hopping

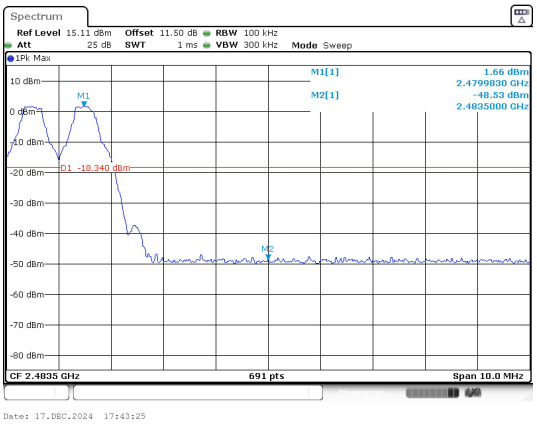

Out Of Band Emission(Right)

GFSK_DH5_Channel Hopping

------End of the report-----