Messrs.	DATE	01, Sep, 2021
	Rev No.	1.0

APPROVAL SHEET

Description	*13.56 MHz RFID Module*
Model Name	*RFID- 100*

Receipt stamp

Issued	Checked	Approved

KT&C CO., LTD.
Korea Technology and Communications

Revision History

Rev. no	Date	Description of revisions	Remarks
1.0	01, Sep, 2021	Establishment	

Precautions

■ Supply power according to the conditions specified in the product rated power specification.

■ Check the input power and turn on the power.

■ Connect the external signal and power lines correctly.

■ Make sure that the terminals of the power supply are not in contact with each other.

■ Install I/O signals and communication lines away from high voltage or power lines.

■ Do not touch conductors or terminal connections while in use.

■ Do not drop the product or knock it over.

■ Do not install, operate, or perform inspection maintenance other than experts.

1. Specification

Radio Frequency	13.56 MHz (Center frequency)
RF Protocol	ISO 14443A, ISO 14443-4
Operating voltage	5 VDC (±5%)
Consumption current	Not more than 100 mA
Recognition distance	Within 3 cm (Antenna & Card)
Display specification	1 LED
Serial Interface	RS232
Baud Rate	106kbps
Operating condition	-10°C ~ + 50 °C
Storage condition	-20°C ~ + 60 °C
Humidity	10 ~ 90% RH
Size	48.6mm(W) X 20mm(D) X 8.5mm(H)
Weight	6.5g (Without Cable)
classification	FCC (Class "B")

2. Dimension

▣ 48.6mm X 20mm X 8.5mm (Screw hole : Φ2.2)





3. Connection

▣ J106 (Wafer : 53261-0571 / 1.25mm / Molex)

1 PIN : DC+5V Input

2 PIN : RXD

3 PIN : TXD

4 PIN : GROUND

5 PIN : OPEN



1 Pin

4. Operational Status

▣ When you touch the RF card, the LED on the following mark flashes once.

5. FCC

Federal Communication Commission Interference Statement

This device complies with FCC Rules. Operation is subject to the following two conditions: (1) This device may not cause harmful interference, and (2) this device must accept any interference received, including interference that may cause undesired operation.

This equipment generates, uses and can radiate radio frequency energy and, if not installed and used in accordance with the guarantee that interference will not occur in a particular installation. If this equipment does cause harmful interference to radio or television reception, which can be determined by turning the equipment off and on, the user is encouraged to try to correct the interference by one of the following measures:

- Reorient or relocate the receiving antenna
- Increase the separation between the equipment and receiver.
- Connect the equipment into an outlet on a circuit different from that to which the receiver is connected.
- Consult the dealer or an experienced radio/TV technician for help.

FCC Caution: Any changes or modifications not expressly approved by the party responsible for compliance could void the user's authority to opeate this equipment.
This transmitter must not be co-located or operating in conjunction with any other antenna or transmitter.

This device is intended only for OEM integrators under the following conditions:
1) The antenna must be installed such that 3 cm is maintained between the antenna and u sers,and 2) The transmitter module may not be co-located with any other transmitter or ant enna.
As long as 2 conditions above are met, further transmitter test will not be required.
However, the OEM integrator is still responsible for testing their end-product for any Additional compliance requirements required with this module installed.
IMPORTANT NOTE: In the event that these conditions can not be met (for example certain laptop configurations or co-location with another transmitter), then the FCC authorization is no longer considered valid and the FCC ID can not be used on the final product.
In these circumstances, the OEM integrator will be responsible for reevaluating the end product (including the transmitter) and obtaining a separate FCC authorization.

End Product Labeling
The final end product must be labeled in a visible area with the following:
“Contains FCC ID: 2AXLI-RFID-100”
The grantee's FCC ID can be used only when all FCC compliance requirements are met.

Manual Information To the End User
The OEM integrator has to be aware not to provide information to the end user regarding how to install or remove this RF module in the user’s manual of the end product which integrates this module.
The end user manual shall include all required regulatory information/warning as show in this manual.

Information on test modes and additional testing requirements:
When testing RFID signals in the end product, input the power source and then contacts RFID Tag.