www.alfatronelectronics.com

ALFATRON ELECTRONICS GmbH GERMANY

ALF-CAM100 Full HD Camera
User Manual

Content

Legal Statement 01
Preface 02
Safety Precautions 03
1. Product Overview 04
1.1 Product introduction 04
1.2 Features 04
1.3 Package list 04
1.4 Component description 05
2. Connection 05
3. Operating Description 06
4. Specification 08
5. Warranty 09

Legal Statement

Camera FCC ID: 2AXMO-ALFCW

FCC Statement

Changes or modifications not expressly approved by the party responsible for compliance could void the user's authority to operate the equipment.
This equipment has been tested and found to comply with the limits for a Class B digital device, pursuant to Part 15 of the FCC Rules. These limits are designed to provide reasonable protection against harmful interference in a residential installation. This equipment generates uses and can radiate radio frequency energy and, if not installed and used in accordance with the instructions, may cause harmful interference to radio communications.
However, there is no guarantee that interference will not occur in a particular installation. If this equipment does cause harmful interference to radio or television reception, which can be determined by turning the equipment off and on, the user is encouraged to try to correct the interference by one or more of the following measures: -- Reorient or relocate the receiving antenna.
-- Increase the separation between the equipment and receiver.
-- Connect the equipment into an outlet on a circuit different from that to which the receiver is connected.
-- Consult the dealer or an experienced radio/TV technician for help
This device complies with part 15 of the FCC rules. Operation is subject to the following two conditions (1) this device may not cause harmful interference, and (2) this device must accept any interference received, including interference that may cause undesired operation and after change.

Do not dispose of this product with the normal household waste at the end of its life cycle. Return it to a collection point for the recycling of electrical and electronic devices. This is indicated by the symbol on the product, user manual or packaging. The materials are reusable according to their markings. By reusing, recycling, or other forms of utilisation of old devices you make an important contribution to the protection of our environment. Please contact your local authorities for details about collection points.

Preface

Overview

This document describes in detail the quick configuration of the Alfatron ALF-CAM100 series.

Symbol Conventions

For this document, the following signs that may exist herein below:

Symbol	Description
Danger	Danger indicates an imminently hazardous situation which, if not avoided, will result in death or serious injury.
Warning	Warning indicates moderately or lowly hazardous situation which, if not avoided, will result in minor or moderate injury.
Caution	Caution alerts you to possible equipment damage, data loss, performance degradation or unpredictable results if you do not follow instructions.
Anti -static	Alert you to static-sensitive equipment.
Protection Against Electric Shock	Alert you to high voltage.
Laser Radiation	Alert you to intense laser radiation.
Tip	Help you with solving a problem or saving your time.
Note	Additional information for the main body, which can be known as an emphasis and supplement to the main body.

Safety Precautions

Before using the product, read and abide by the following requirements to prevent damage to the product or your belongings.

⚠ Caution

- Transport, use, and store the product only under the appropriate temperatures and humidity.
- Install the product in a well-ventilated place and do not block the device's air vents.
- Install the product in a steady place.
- Do not place the product in damp, dusty, or smoky areas.
- Do not place the product in direct sun light or near a heat source.
- Do not let the product encounter liquids.
- Do not disassemble the product at will.

Important Statements

- The physical product shall prevail while this User Manual is for reference only.
- The product will automatically update itself. If there is an upgrade, no notifications will be given.
- For the latest procedure and supplementary documentation, please contact the service center.
- Should there be any doubts or any disputes over the product instructions, the company reserves the rights of final interpretation.

Product Overview

1.1 Product Introduction

The Alfatron ALF-CAM100 is a video conference camera, configured with a 120 ° field of view,1080P HD webcam. Suitable for small and medium-sized conference spaces.

1.2 Features

· 1080P HD camera
· 120°Field of view, clear and fluid picture
· Mechanical adjustable lens
· The lens can be adjusted vertical -30 to 30 degree and horizontally -150 to 150 degrees, enabling a flexible shooting angle.
· Video integration
· Supports Zoom, Microsoft Teams and other online communication software.

1.3 Package list

Please check whether the materials are complete according to the following table when opening the box:

No	Name	Picture	Pcs	Function Description
1	Camera		1	
2	User manual		1	Help users to install, connect, and use video terminal devices

Component description

HD camera

Connection

Connect the HD camera to PC with the USB Cable.

Operating Description

When connecting the USB cable to the computer, the following will appear in the lower right corner of the computer screen when using for the first time.

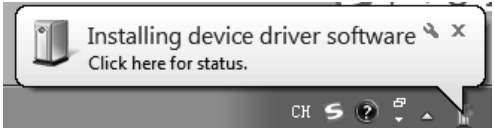

When the device driver is installed successfully, the following prompt will appear in the lower right corner of the computer screen.

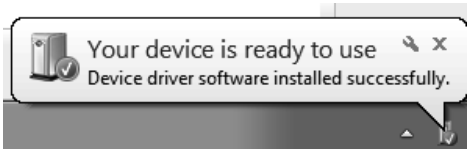

To confirm the equipment has been installed successfully, open "Computer Properties" - click on the "Device Manager" - click on the "Imaging devices" and ensure the device appears in drop down menu.

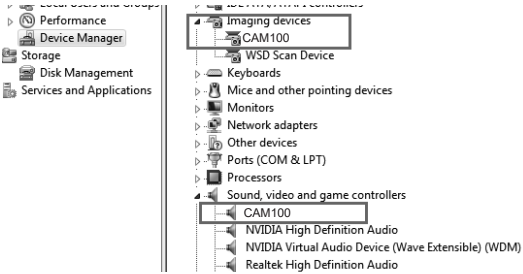

If the color and resolution of image are found to be abnormal, you can use camera software called “Amcap” to make adjustments. Check the output size, white balance, and video for the corresponding values.

Check the white balance option with a default value of 4600.

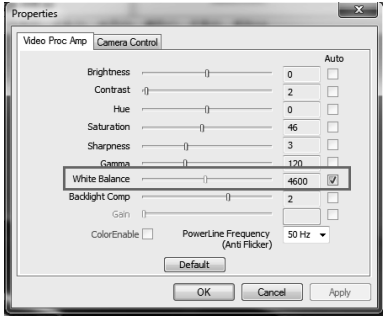

Video output size, select 1920 x 1080.

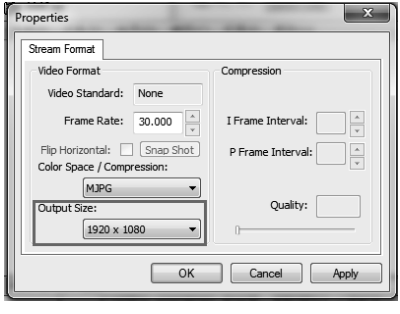

Or click on “Default” to restore the camera to manufacturers default.

Specification

Specification	Description
Dimensions	104 x 139 x 124mm
Net weight	500g
Color	Black
Interface	USB 2.0
Lens	1/2.8, fixed focus, 120° Angle
Sensor	Full HD CMOS sensor
Video	1920 x 1080
Image transmission speed	Up to 30FPS
Aperture coefficient	F2.0
Focus distance	30～300cm
Operating system compatibility	Windows ® 7, 10 / Mac OS X 8.1 or 10.7 or higher.
Recommended conditions	Humidity：20~85% condensation free Noise level：<48dB Storage temperature：-10° ~55° Reverberation time:<0.5 seconds
Certification	CE/FCC

Warranty

1. Limited warranty in respect of Alfatron Products Only

1.1 This limited warranty covers defects in materials and workmanship in this product.

1.2 Should warranty service be required, proof of purchase must be presented to the Company. The serial number on the product must be clearly visible and not have been tampered with in any way whatsoever.

1.3 This limited warranty does not cover any damage, deterioration or malfunction resulting from any alteration, modification, improper or unreasonable use or maintenance, misuse, abuse, accident, neglect, exposure to excess moisture, fire, improper packing, and shipping (such claims must be presented to the carrier), lightning, power surges, or other acts of nature. This limited warranty does not cover any damage, deterioration or malfunction resulting from the installation or removal of this product from any installation, any unauthorized tampering with this product, any repairs attempted by anyone unauthorized by the Company to make such repairs, or any other cause which does not relate directly to a defect in materials and/or workmanship of this product. This limited warranty does not cover equipment enclosures, cables or accessories used in conjunction with this product.

This limited warranty does not cover the cost of normal maintenance. Failure of the product due to insufficient or improper maintenance is not covered.

1.4 The Company does not warrant that the product covered hereby, including, without limitation, the technology and/or integrated circuit(s) included in the product, will not become obsolete or that such items are or will remain compatible with any other product or technology with which the product may be used.

1.5 Only the original purchaser of this product is covered under this limited warranty. This limited warranty is not transferable to subsequent purchasers or owners of this product.

1.6 Unless otherwise specified, the goods are warranted in accordance with the manufacturer's product specific warranties against any defect attributable to faulty workmanship or materials, fair wear and tear being excluded.

1.7 This limited warranty only covers the cost of faulty goods and does not include the cost of labour and travel to return the goods to the Company's premises.

1.8 In the event of any improper maintenance, repair or service being carried out by any third persons during the warranty period without the Company's written authorization, the limited warranty shall be void.

1.9 A 7 (seven) year limited warranty is given on the aforesaid product where used correctly according to the Company's instructions, and only with the use of the Company's components.

1.10 The Company will, at its sole option, provide one of the following three remedies to whatever extent it shall deem necessary to satisfy a proper claim under this limited warranty:

1.10.1 Elect to repair or facilitate the repair of any defective parts within a reasonable period of time, free of any charge for the necessary parts and labour to complete the repair and restore this product to its proper operating condition.; or

1.10.2 Replace this product with a direct replacement or with a similar product deemed by the Company to perform substantially the same function as the original product; or

1.10.3 Issue a refund of the original purchase price less depreciation to be determined based on the age of the product at the time remedy is sought under this limited warranty.

1.11 The Company is not obligated to provide the Customer with a substitute unit during the limited warranty period or at any time thereafter.

1.12 If this product is returned to the Company this product must be insured during shipment, with the insurance and shipping charges prepaid by the Customer. If this product is returned uninsured, the Customer assumes all risks of loss or damage during shipment. The Company will not be responsible for any costs related to the removal or re-installation of this product from or into any installation. The Company will not be responsible for any costs related to any setting up this product, any adjustment of user controls or any programming required for a specific installation of this product.

1.13 Please be aware that the Company's products and components have not been tested with competitor's products and therefore the Company cannot warrant products and/or components used in conjunction with competitor's products.

1.14 The appropriateness of the goods for the purpose intended is only warranted to the extent that the goods are used in accordance with the Company's installation, classification, and usage instructions.

1.15 Any claim by the Customer which is based on any defect in the quality or condition of the goods or their failure to correspond with specification shall be notified in writing to the Company within 7 days of deliver or (where the defect or failure was not apparent on reasonable inspection by the Customer) within a reasonable time after discovery of the defect or failure, but, in any event, within 6 months of delivery.

1.16 If delivery is not refused, and the Customer does not notify the Company accordingly, the Customer may not reject the goods and the Company shall have no liability and the Customer shall pay the price as if the goods had been delivered in accordance with the Agreement.

1.17 THE MAXIMUM LIABILITY OF THE COMPANY UNDER THIS LIMITED WARRANTY SHALL NOT EXCEED THE ACTUAL PURCHASE PRICE PAID FOR THE PRODUCT.

www.alfatronelectronics.com

ALFATRON ELECTRONICS GmbH GERMANY

ALF-CMW101 or CMW102 Full HD Camera with wireless speaker microphone User Manual

Content

Legal Statement 01

Preface 03

Safety Precautions 04

1. Product Overview 04

1.1 Product Introduction 05

1.2 Features 05

1.3 Package list 06

1.4 Component description 07

2. Connection 08

3. Operating Description 09

4. Specification 12

5. Warranty .....

Legal Statement

Camera FCC ID: 2AXMO-ALFCW

Speaker FCC ID: 2AXMO-ALFCM

FCC Statement
Changes or modifications not expressly approved by the party responsible for compliance could void the user's authority to operate the equipment.
This equipment has been tested and found to comply with the limits for a Class B digital device, pursuant to Part 15 of the FCC Rules. These limits are designed to provide reasonable protection against harmful interference in a residential installation. This equipment generates uses and can radiate radio frequency energy and, if not installed and used in accordance with the instructions, may cause harmful interference to radio communications.
However, there is no guarantee that interference will not occur in a particular installation. If this equipment does cause harmful interference to radio or television reception, which can be determined by turning the equipment off and on, the user is encouraged to try to correct the interference by one or more of the following measures: -- Reorient or relocate the receiving antenna.
-- Increase the separation between the equipment and receiver.
-- Connect the equipment into an outlet on a circuit different from that to which the receiver is connected.
-- Consult the dealer or an experienced radio/TV technician for help
This device complies with part 15 of the FCC rules. Operation is subject to the following two conditions (1) this device may not cause harmful interference, and (2) this device must accept any interference received, including interference that may cause undesired operation and after change.

Radiation Exposure
This equipment complies with FCC radiation exposure limits set forth for an uncontrolled environment.

This device complies with Industry Canada license-exempt RSS standard(s). Operation is subject to the following two conditions:

(1) this device may not cause interference, and
(2) this device must accept any interference, including interference that may cause undesired operation of the device.

Do not dispose of this product with the normal household waste at the end of its life cycle. Return it to a collection point for the recycling of electrical and electronic devices. This is indicated by the symbol on the product, user manual or packaging. The materials are reusable according to their markings. By reusing, recycling, or other forms of utilisation of old devices you make an important contribution to the protection of our environment. Please contact your local authorities for details about collection points.

Preface

Overview

This document describes in detail the quick configuration of the Alfatron ALF-CMW101 and 102 series.

Symbol Conventions

For this document, the following signs that may exist herein mean as below:

Symbol	Description
Danger	Danger indicates an imminently hazardous situation which, if not avoided, will result in death or serious injury.
Warning	Warning indicates moderately or lowly hazardous situation which, if not avoided, will result in minor or moderate injury.
Caution	Caution alerts you to possible equipment damage, data loss, performance degradation or unpredictable results if you do not follow instructions.
Anti -static	Alert you to static-sensitive equipment.
Protection Against Electric Shock	Alert you to high voltage.
Laser Radiation	Alert you to intense laser radiation.
Tip	Help you with solving a problem or saving your time.
Note	Additional information for the main body, which can be known as an emphasis and supplement to the main body.

Safety Precautions

Before using the product, read and abide by the following requirements to prevent damage to the product or your belongings.

Caution

· Transport, use, and store the product only under the appropriate temperatures and humidity.
· Install the product in a well-ventilated place and do not block the device's air vents.
· Install the product in a steady place.
· Do not place the product in damp, dusty, or smoky areas.
· Do not place the product in direct sun light or near a heat source.
· Do not let the product encounter liquids.
· Do not disassemble the product at will.

Warning

· Turn off all power sources when opening the device cover or when repairing the device to prevent electric shock.
· Use a new battery of the same kind to replace the old one.
· Use the recommended power cord and use it within its rated specifications.
· If a power plug or appliance coupler is used as a disconnecting device, please ensure that the disconnecting device is always easy to operate.

Important Statements

· The physical product shall prevail while this User Manual is for reference only.
· The product will automatically update itself. If there is an upgrade, no notifications will be given.
· For the latest procedure and supplementary documentation, please contact the service center.
· Should there be any doubts or any disputes over the product instructions, the company reserves the rights of final interpretation.

Product Overview

1.1 Product Introduction

The Alfatron ALF-CMW101/102 is an audio-video conference device, configured with 120 ° field of view,1080P HD webcam and 2.4 GHz wireless speaker phone. Suitable for small and medium-sized conference spaces.

1.2 Features

- 1080P HD camera
- 120°Field of view, clear and fluid picture
- Mechanical adjustable lens
- The lens can be adjusted vertical -30 to 30 degree and horizontally -150 to 150 degree, enabling flexible shooting angle.
- Audio and video integration.
- Supports Zoom, Microsoft Teams and other online communication software.
- Intelligent audio with 360-degree microphone coverage
- 256ms acoustic echo cancellation
- Dynamic Noise Reduction (DNR)
- Portable external microphone and speaker

1.3 Package list

Please check whether the materials are complete according to the following table when opening the box.

ALF-CMW101 PACKING LIST

No	Name	Picture	Pcs	Function Description
1	Camera		1	Full HD Camera
2	Speaker-phone		1	Speaker with built-in Microphones
4	USB cable		1	Speakerphone charging cable
5	Charger		1	Speakerphone charger
6	User manual		1	Help users to install, connect, and use video terminal devices

ALF-CMW102 PACKING LIST

No	Name	Picture	Pcs	Function Description
1	Camera		1	Full HD Camera
2	Speaker-phone		2	Speaker with built-in Microphones
4	USB cable		2	Speakerphone charging cable
5	Charger		2	Speakerphone charger
6	User manual		1	Help users to install, connect, and use video terminal devices

Component description

HD camera

2.4G wireless speakerphone

LED
Indicator

· Blue triangular Indicator: normal working status
· Blue bottom right indicator: loudspeaker mute
· Blue bottom left indicator: microphone mute
· Blinking blue bottom left indicator: volume adjustment
· Blinking orange bottom left indicator: low power

Connection

Connect the HD camera to PC via USB and long press to power on the speaker phone, long press again to power off.



CMW101 Example

CMW102 Example

Operating Description

Connecting USB line to computer, the following tips will appear in the lower right corner of the computer when first time using.

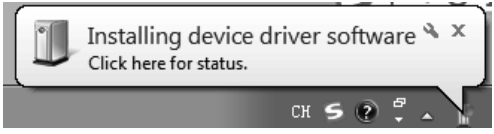

When the device driver is installed successfully, the following prompt will appear in the lower right corner of the computer screen.

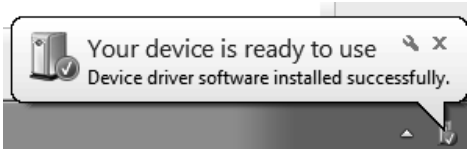

To confirm the equipment has been installed successfully, open "Computer Properties" - click on the "Device Manager" - click on the "Imaging devices" and ensure the device appears in drop down menu.

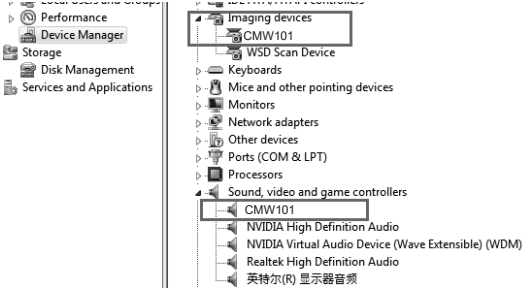

Another way to check whether CMW101/102 is being used on the computer, is to click on the "speaker" icon, and then it will show as following:

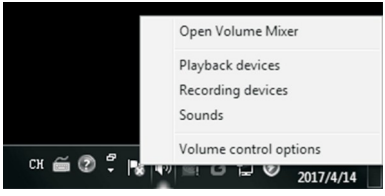

Click "Playback devices" or "Recording devices", and it will display:

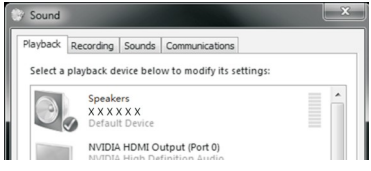

Check whether the default device is CMW101/102, if not, select it as the default device.

If the color and resolution of image are found to be abnormal, you can use camera software called “Amcap” to make adjustments. Check the output size, white balance, and video for the corresponding values.

Check the white balance option with a default value of 4600.

Video output size, select 1920 x 1080.

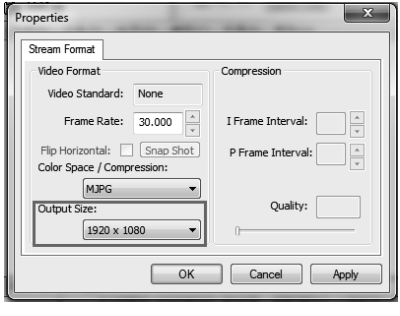

Or click on “Default” to restore the camera to manufacturers default.

Specification

Specification	Description
Dimensions	Camera:104 x 139 x 124mm Speakerphone:155 x 148 x 37mm
Net weight	Camera:500g Speakerphone:337g
Color	Black
Interface	USB 2.0
Battery(speakerphone)	Built-in lithium battery (7-10H)
Lens	1/2.8, fixed focus, 120° Angle
Sensor	Full HD CMOS sensor
Voice pickup range	3m max
Video	1920 x 1080
Image transmission speed	Up to 30FPS
Aperture coefficient	F2.0
Focus distance	30～300cm
Operating system compatibility	Windows ® 7, 10 / Mac OS X 8.1 or 10.7 or higher operating system, etc.
Recommended conditions	Humidity：20~85% condensation free Noise level：<48dB Storage temperature：-10° ~55° Reverberation time:<0.5 seconds
Certification	CE/FCC

Warranty

1. Limited warranty in respect of Alfatron Products Only

1.1 This limited warranty covers defects in materials and workmanship in this product.

1.2 Should warranty service be required, proof of purchase must be presented to the Company. The serial number on the product must be clearly visible and not have been tampered with in any way whatsoever.

1.3 This limited warranty does not cover any damage, deterioration or malfunction resulting from any alteration, modification, improper or unreasonable use or maintenance, misuse, abuse, accident, neglect, exposure to excess moisture, fire, improper packing, and shipping (such claims must be presented to the carrier), lightning, power surges, or other acts of nature. This limited warranty does not cover any damage, deterioration or malfunction resulting from the installation or removal of this product from any installation, any unauthorized tampering with this product, any repairs attempted by anyone unauthorized by the Company to make such repairs, or any other cause which does not relate directly to a defect in materials and/or workmanship of this product. This limited warranty does not cover equipment enclosures, cables or accessories used in conjunction with this product.

This limited warranty does not cover the cost of normal maintenance. Failure of the product due to insufficient or improper maintenance is not covered.

1.4 The Company does not warrant that the product covered hereby, including, without limitation, the technology and/or integrated circuit(s) included in the product, will not become obsolete or that such items are or will remain compatible with any other product or technology with which the product may be used.

1.5 Only the original purchaser of this product is covered under this limited warranty. This limited warranty is not transferable to subsequent purchasers or owners of this product.

1.6 Unless otherwise specified, the goods are warranted in accordance with the manufacturer's product specific warranties against any defect attributable to faulty workmanship or materials, fair wear and tear being excluded.

1.7 This limited warranty only covers the cost of faulty goods and does not include the cost of labour and travel to return the goods to the Company's premises.

1.8 In the event of any improper maintenance, repair or service being carried out by any third persons during the warranty period without the Company's written authorization, the limited warranty shall be void.

1.9 A 7 (seven) year limited warranty is given on the aforesaid product where used correctly according to the Company's instructions, and only with the use of the Company's components.

1.10 The Company will, at its sole option, provide one of the following three remedies to whatever extent it shall deem necessary to satisfy a proper claim under this limited warranty:

1.10.1 Elect to repair or facilitate the repair of any defective parts within a reasonable period of time, free of any charge for the necessary parts and labour to complete the repair and restore this product to its proper operating condition.; or

1.10.2 Replace this product with a direct replacement or with a similar product deemed by the Company to perform substantially the same function as the original product; or

1.10.3 Issue a refund of the original purchase price less depreciation to be determined based on the age of the product at the time remedy is sought under this limited warranty.

1.11 The Company is not obligated to provide the Customer with a substitute unit during the limited warranty period or at any time thereafter.

1.12 If this product is returned to the Company this product must be insured during shipment, with the insurance and shipping charges prepaid by the Customer. If this product is returned uninsured, the Customer assumes all risks of loss or damage during shipment. The Company will not be responsible for any costs related to the removal or re-installation of this product from or into any installation. The Company will not be responsible for any costs related to any setting up this product, any adjustment of user controls or any programming required for a specific installation of this product.

1.13 Please be aware that the Company's products and components have not been tested with competitor's products and therefore the Company cannot warrant products and/or components used in conjunction with competitor's products.

1.14 The appropriateness of the goods for the purpose intended is only warranted to the extent that the goods are used in accordance with the Company's installation, classification, and usage instructions.

1.15 Any claim by the Customer which is based on any defect in the quality or condition of the goods or their failure to correspond with specification shall be notified in writing to the Company within 7 days of deliver or (where the defect or failure was not apparent on reasonable inspection by the Customer) within a reasonable time after discovery of the defect or failure, but, in any event, within 6 months of delivery.

1.16 If delivery is not refused, and the Customer does not notify the Company accordingly, the Customer may not reject the goods and the Company shall have no liability and the Customer shall pay the price as if the goods had been delivered in accordance with the Agreement.

THE MAXIMUM LIABILITY OF THE COMPANY UNDER THISLIMITED WARRANTY SHALL NOT EXCEED THE ACTUAL PURCHASE PRICE PAID FOR THE PRODUCT.