Appendix: 2.4G WIFI

Contents

Appendix A: DTS Bandwidth 3
Test Result 3
Test Graphs 4
Appendix B: Occupied Channel Bandwidth 10
Test Result 10
Test Graphs 11
Appendix C: Maximum conducted output power 17
Test Result 17
Test Graphs 18
Appendix D: Maximum power spectral density 24
Test Result 24
Test Graphs 25
Appendix E: Band edge measurements 31
Test Result 31
Test Graphs 32
Appendix F: Conducted Spurious Emission 36
Test Result 36
Test Graphs 37
Appendix G: Duty Cycle 55
Test Result 55
Test Graphs 56

Appendix A: DTS Bandwidth

Test Result

Test Mode	Antenna	Channel	DTS BW [MHz]	FL[MHz]	FH[MHz]	Limit[MHz]	Verdict
11B	Ant1	2412	9.560	2407.000	2416.560	0.5	PASS
		2442	10.080	2437.000	2447.080	0.5	PASS
		2472	9.680	2467.440	2477.120	0.5	PASS
11G	Ant1	2412	16.400	2403.840	2420.240	0.5	PASS
		2442	16.360	2433.880	2450.240	0.5	PASS
		2472	16.400	2463.840	2480.240	0.5	PASS
11N20SISO	Ant1	2412	17.000	2403.840	2420.840	0.5	PASS
		2442	17.320	2433.240	2450.560	0.5	PASS
		2472	16.640	2463.840	2480.480	0.5	PASS
11N40SISO	Ant1	2422	35.200	2404.480	2439.680	0.5	PASS
		2442	35.280	2424.400	2459.680	0.5	PASS
		2462	34.160	2445.440	2479.600	0.5	PASS

Test Graphs

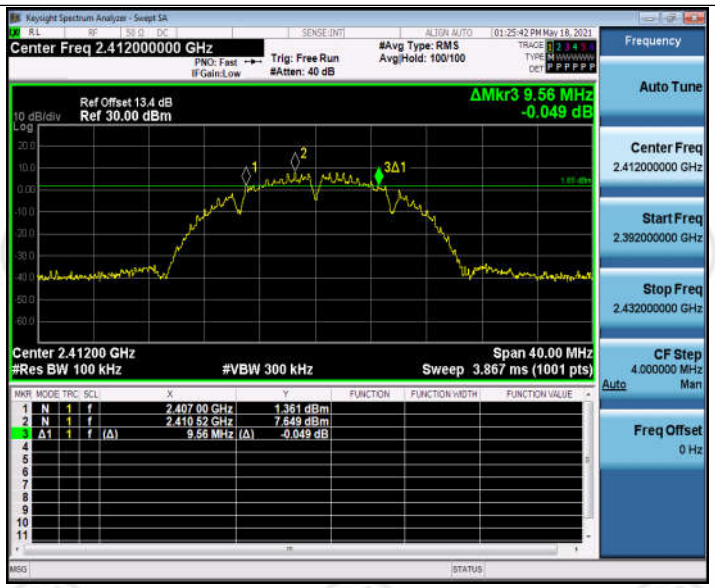

11B_Ant1_2412

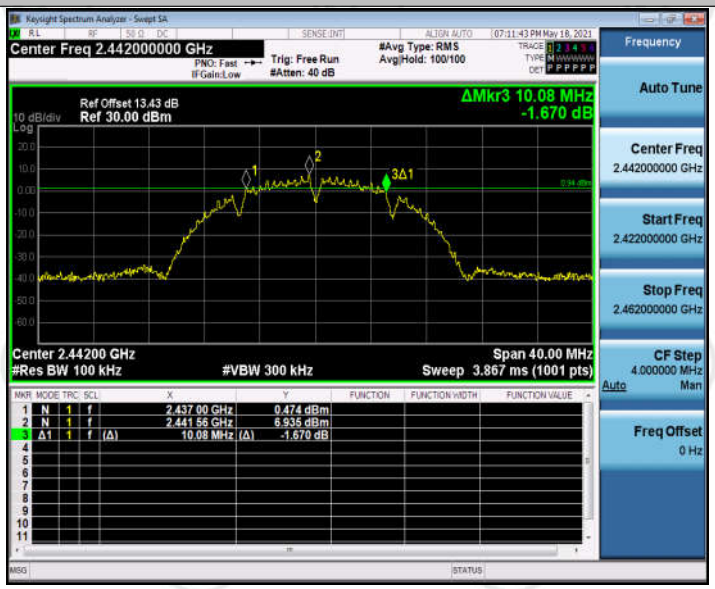

11B_Ant1_2442

11B_Ant1_2472

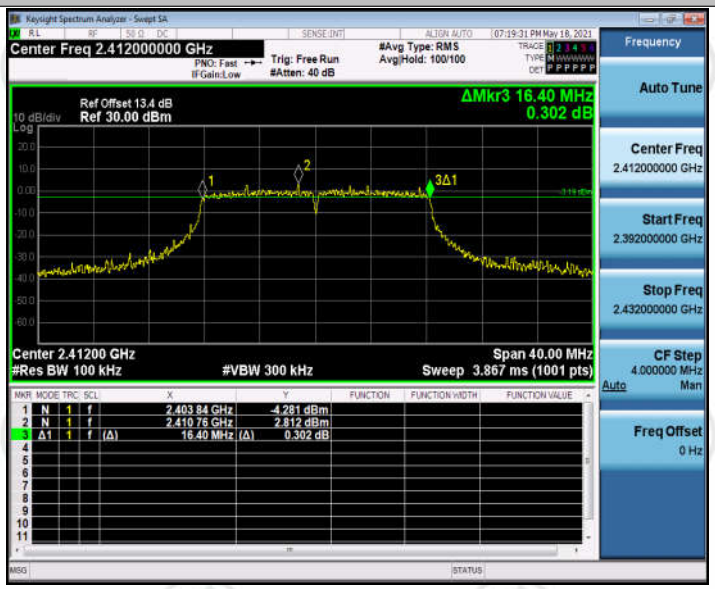

11G_Ant1_2412

11G_Ant1_2442

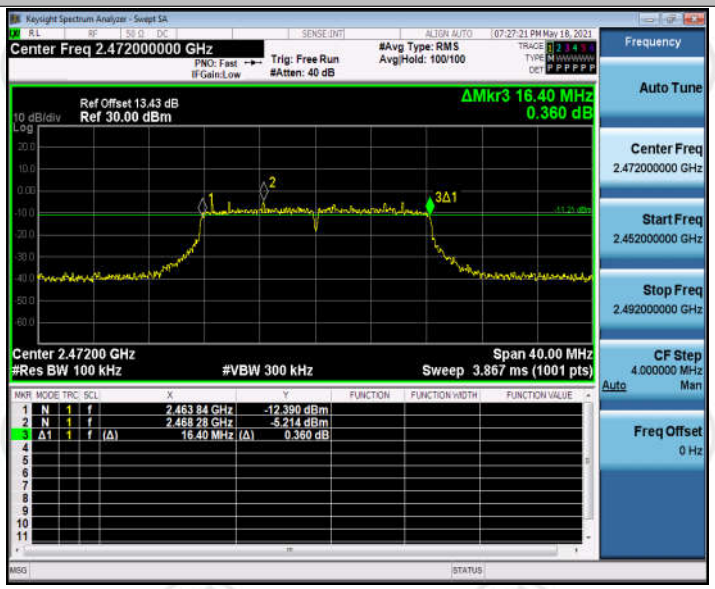

11G_Ant1_2472

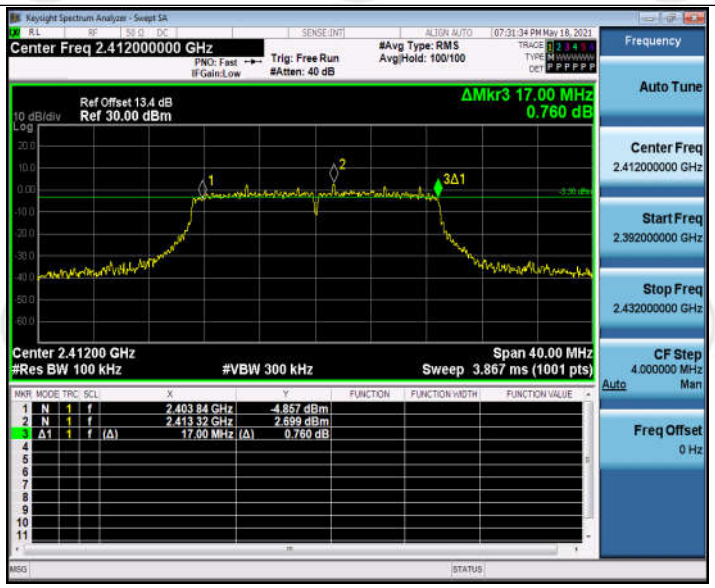

11N20SISO_Ant1_2412

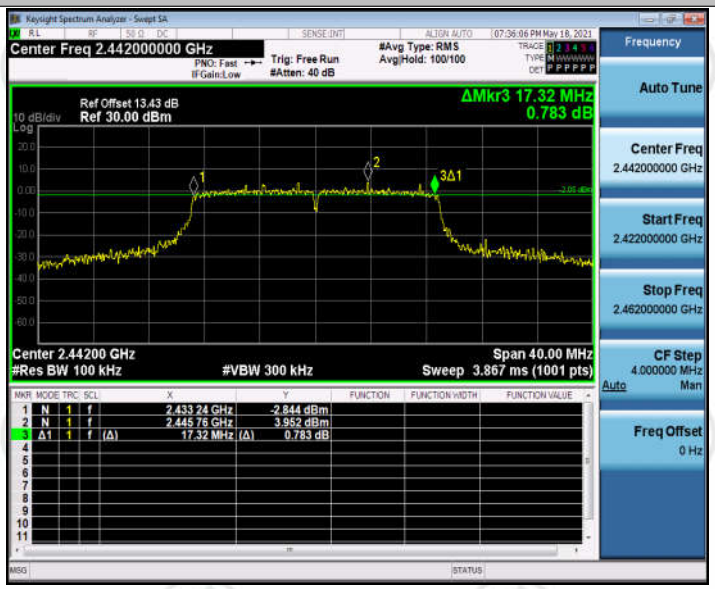

11N20SISO_Ant1_2442

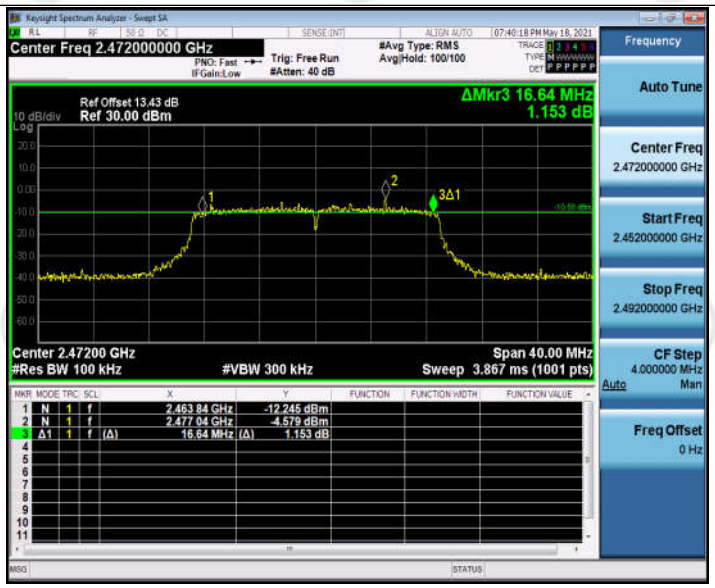

11N20SISO_Ant1_2472

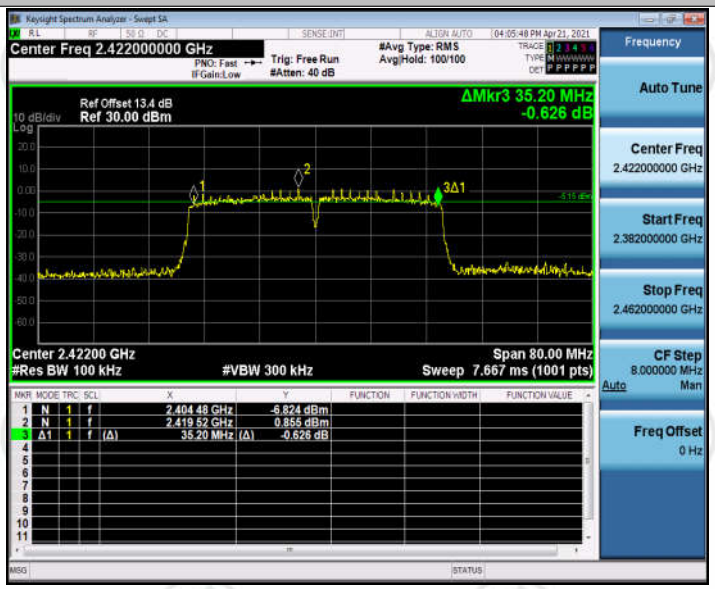

11N40SISO_Ant1_2422

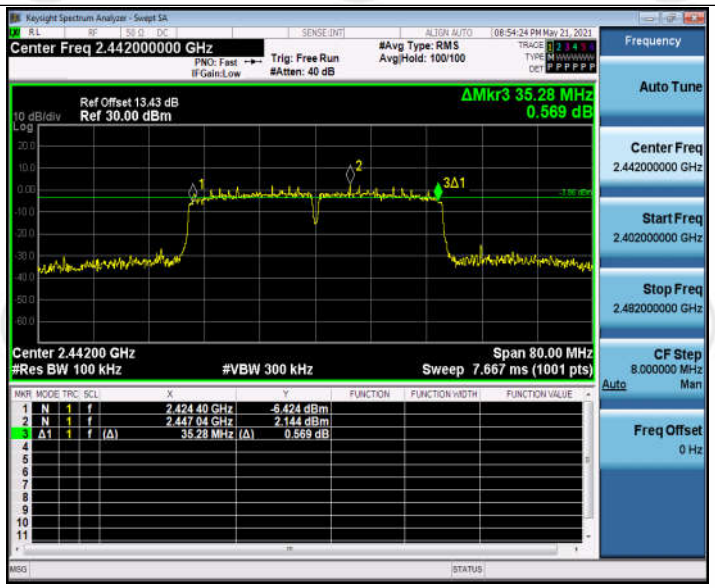

11N40SISO_Ant1_2442

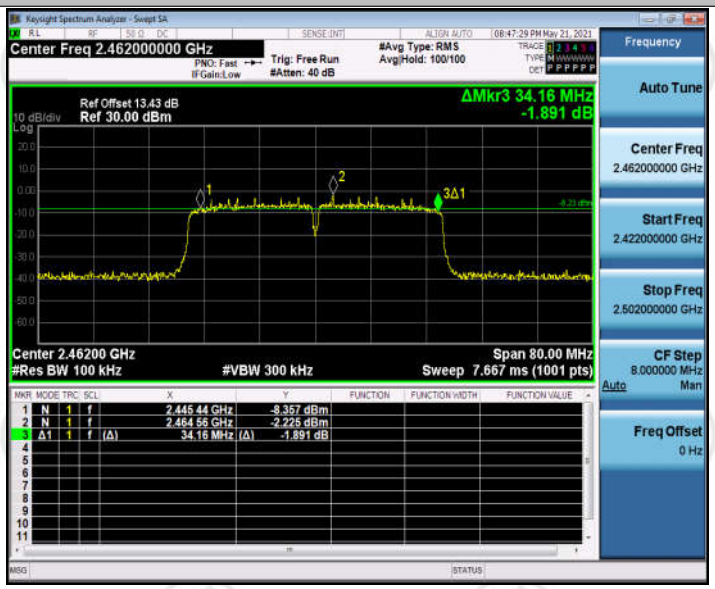

11N40SISO_Ant1_2462

Appendix B: Occupied Channel Bandwidth

Test Result

Test Mode	Antenna	Channel	OCB [MHz]	FL[MHz]	FH[MHz]	Limit[MHz]	Verdict
11B	Ant1	2412	14.730	2404.643	2419.373	---	PASS
		2442	14.736	2434.619	2449.355	---	PASS
		2472	14.900	2464.581	2479.481	---	PASS
11G	Ant1	2412	16.986	2403.529	2420.515	---	PASS
		2442	17.165	2433.443	2450.608	---	PASS
		2472	16.940	2463.558	2480.498	---	PASS
11N20SISO	Ant1	2412	17.890	2403.104	2420.994	---	PASS
		2442	18.138	2432.930	2451.068	---	PASS
		2472	17.918	2463.089	2481.007	---	PASS
11N40SISO	Ant1	2422	35.874	2404.156	2440.030	---	PASS
		2442	35.896	2424.139	2460.035	---	PASS
		2462	35.794	2444.191	2479.985	---	PASS

Test Graphs

11B_Ant1_2412

11B_Ant1_2442

11B_Ant1_2472

11G_Ant1_2412

11G_Ant1_2442

11G_Ant1_2472

11N20SISO_Ant1_2412

11N20SISO_Ant1_2442

11N20SISO_Ant1_2472

11N40SISO_Ant1_2422

11N40SISO_Ant1_2442

11N40SISO_Ant1_2462

Appendix C: Maximum conducted output power

Test Result

Test Mode	Antenna	Channel	Result[dBm]	Limit[dBm]	Verdict
11B	Ant1	2412	19.27	<=30	PASS
		2442	18.56	<=30	PASS
		2472	13.45	<=30	PASS
11G	Ant1	2412	21.58	<=30	PASS
		2442	23.25	<=30	PASS
		2472	13.72	<=30	PASS
11N20SISO	Ant1	2412	20.86	<=30	PASS
		2442	22.31	<=30	PASS
		2472	13.66	<=30	PASS
11N40SISO	Ant1	2422	21.73	<=30	PASS
		2442	23.13	<=30	PASS
		2462	18.48	<=30	PASS

Test Graphs

11B_Ant1_2412

11B_Ant1_2442

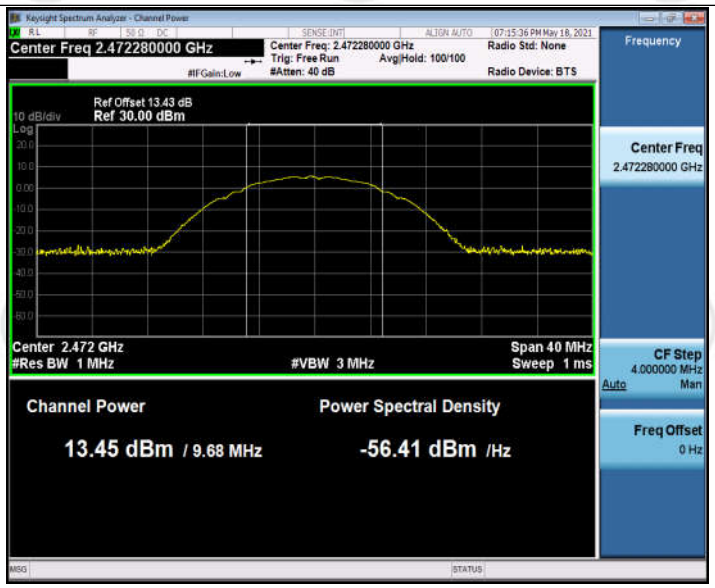

11B_Ant1_2472

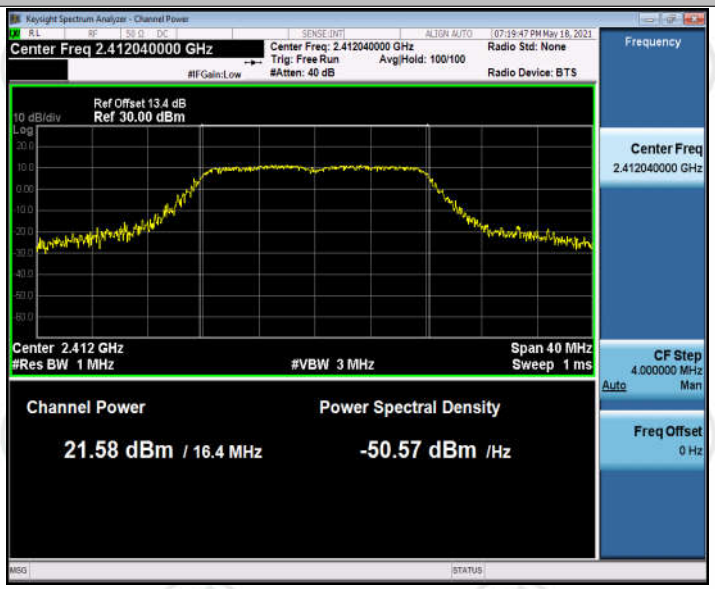

11G_Ant1_2412

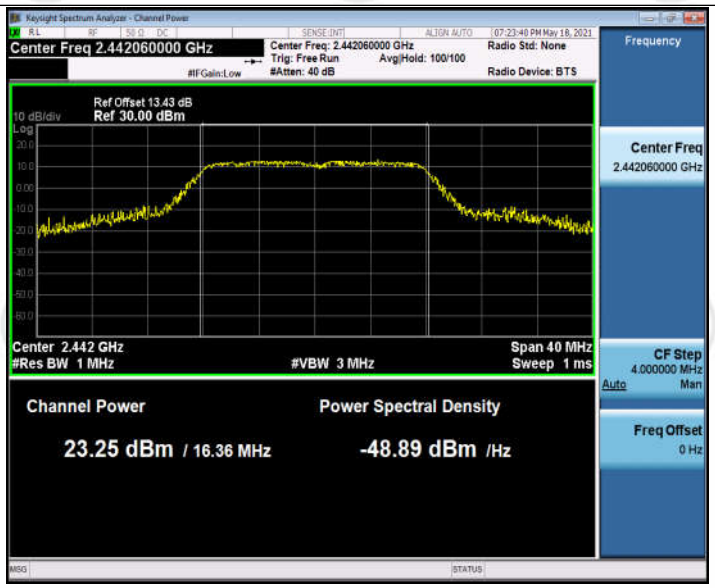

11G_Ant1_2442

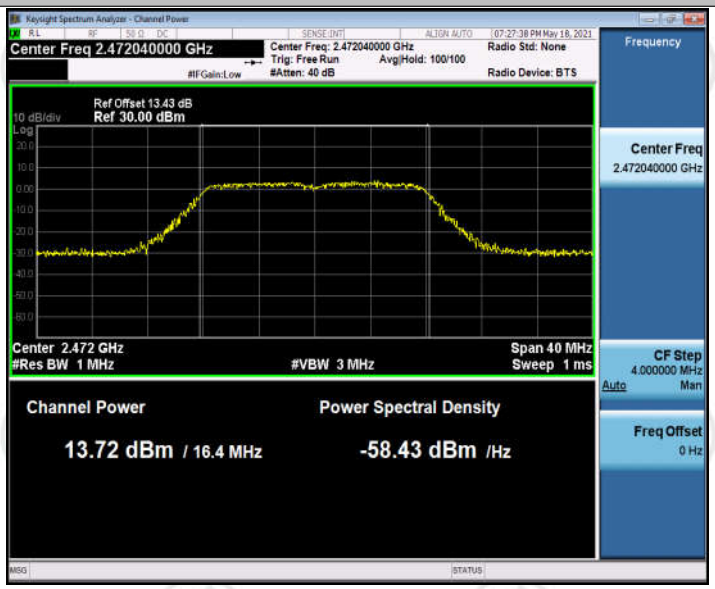

11G_Ant1_2472

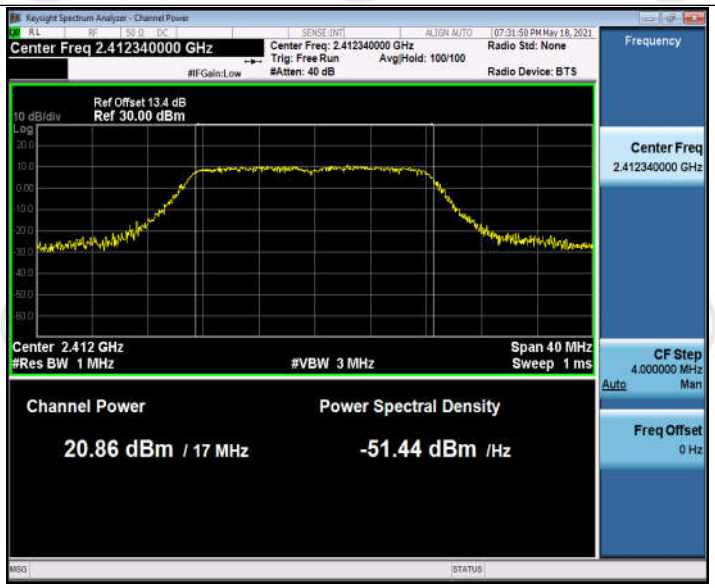

11N20SISO_Ant1_2412

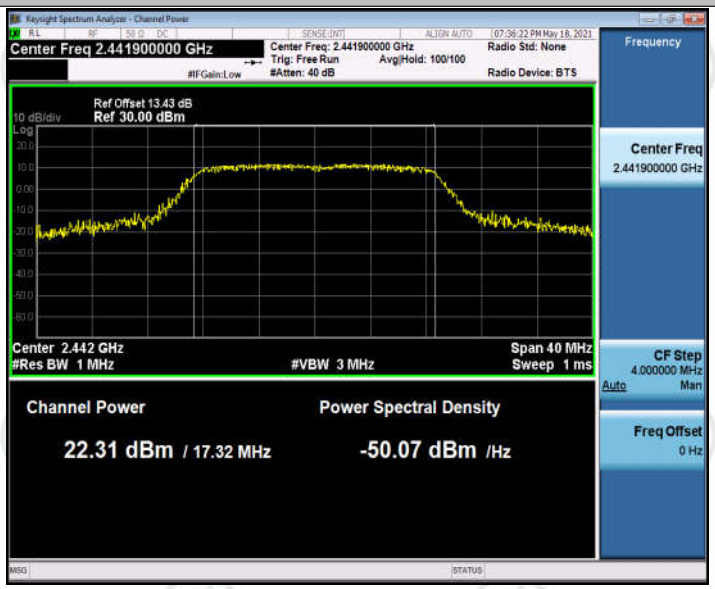

11N20SISO_Ant1_2442

11N20SISO_Ant1_2472

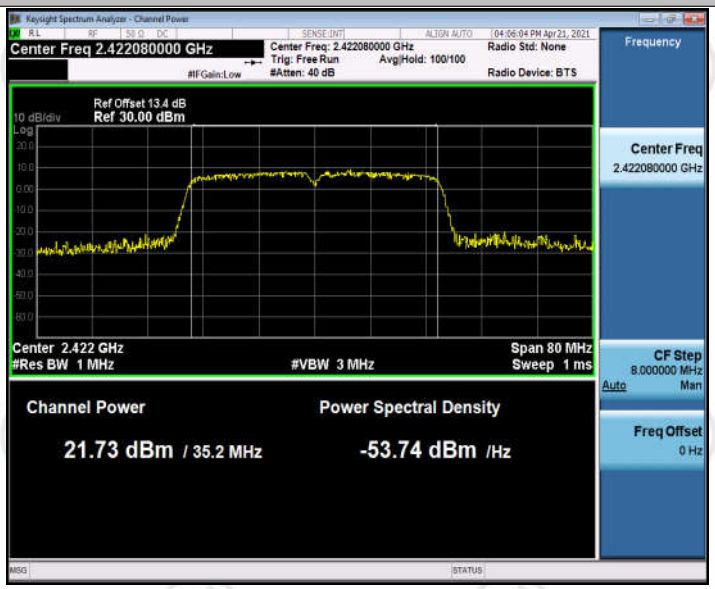

11N40SISO_Ant1_2422

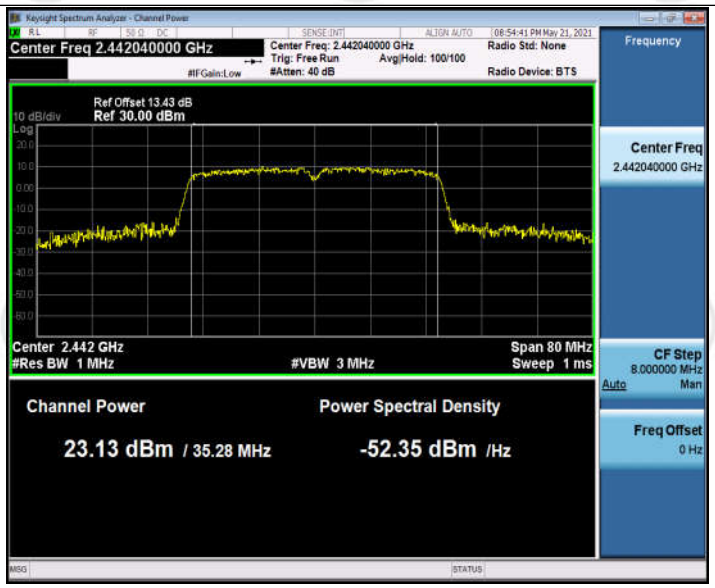

11N40SISO_Ant1_2442

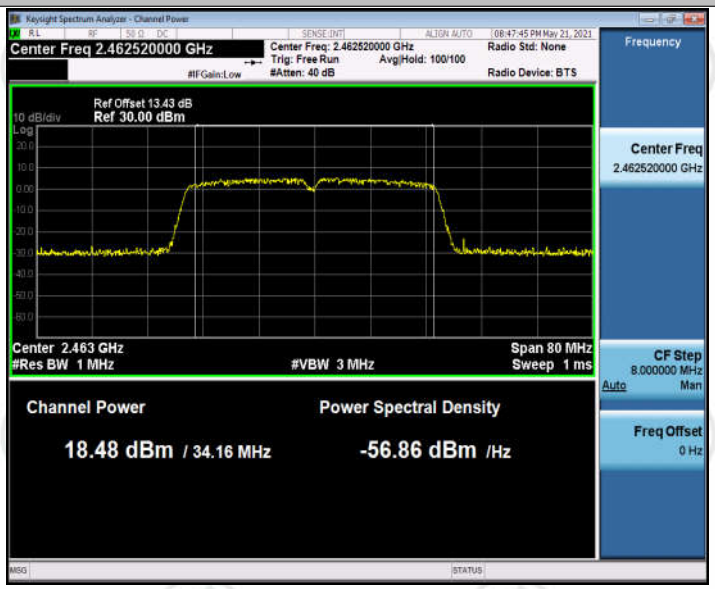

11N40SISO_Ant1_2462

Appendix D: Maximum power spectral density

Test Result

Test Mode	Antenna	Channel	Result[dBm/3-100kHz]	Limit[dBm/3kHz]	Verdict
11B	Ant1	2412	-5.55	<=8	PASS
		2442	-6.13	<=8	PASS
		2472	-11.66	<=8	PASS
11G	Ant1	2412	-10.34	<=8	PASS
		2442	-9.23	<=8	PASS
		2472	-18.68	<=8	PASS
11N20SISO	Ant1	2412	-11.59	<=8	PASS
		2442	-8.6	<=8	PASS
		2472	-18.43	<=8	PASS
11N40SISO	Ant1	2422	-13.98	<=8	PASS
		2442	-12.04	<=8	PASS
		2462	-16.67	<=8	PASS

Test Graphs

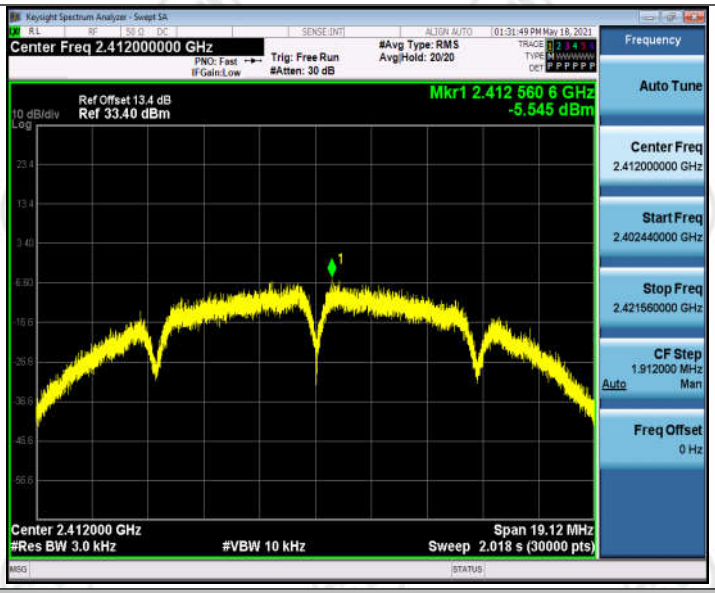

11B_Ant1_2412

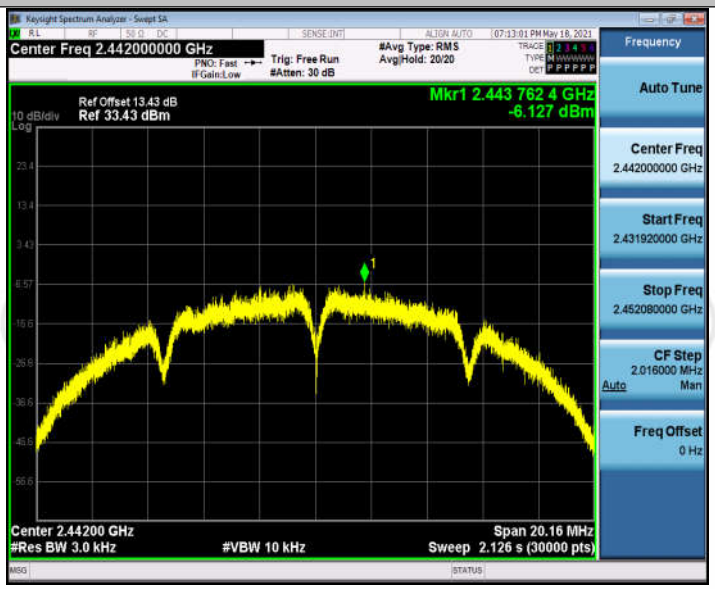

11B_Ant1_2442

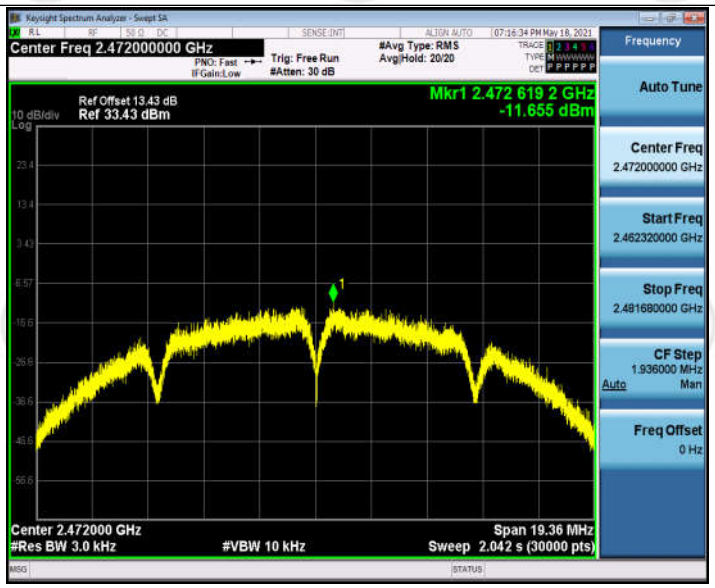

11B_Ant1_2472

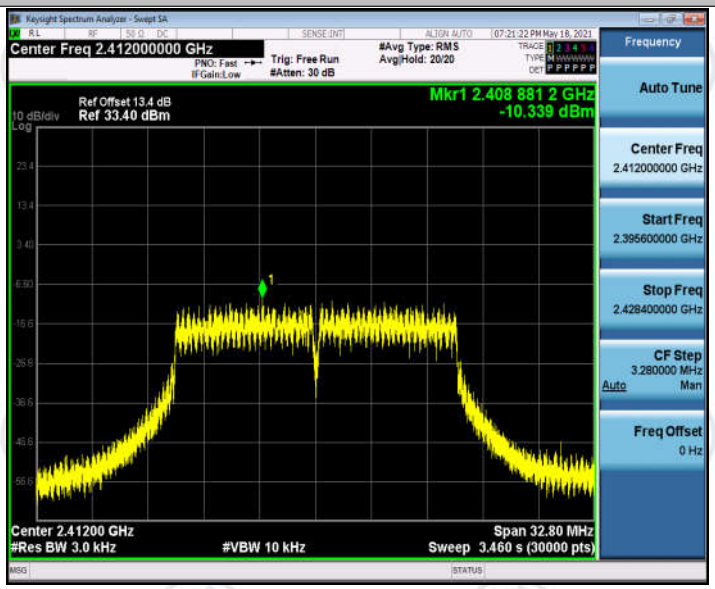

11G_Ant1_2412

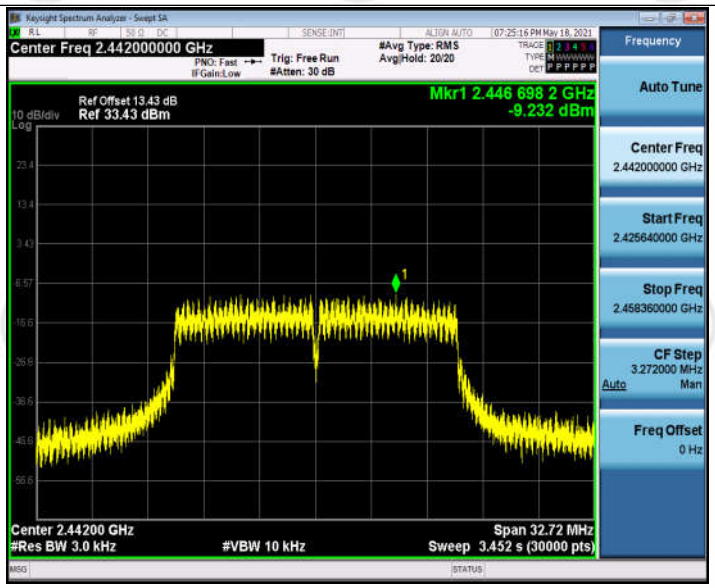

11G_Ant1_2442

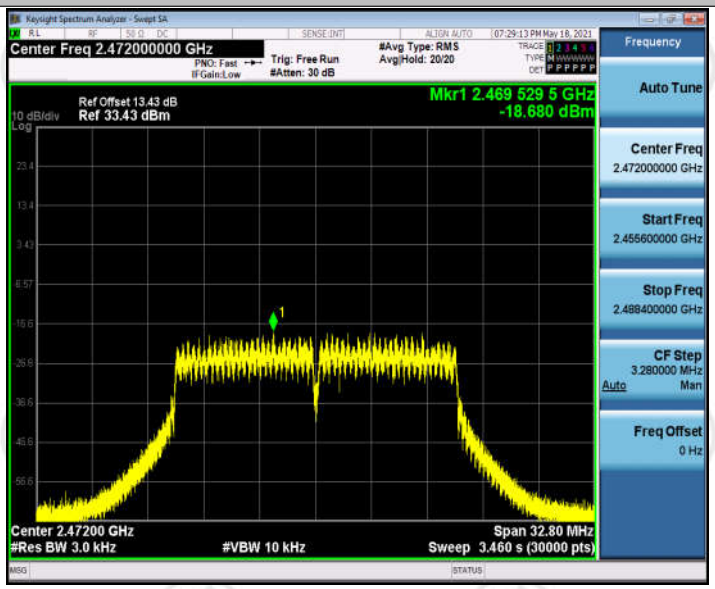

11G_Ant1_2472

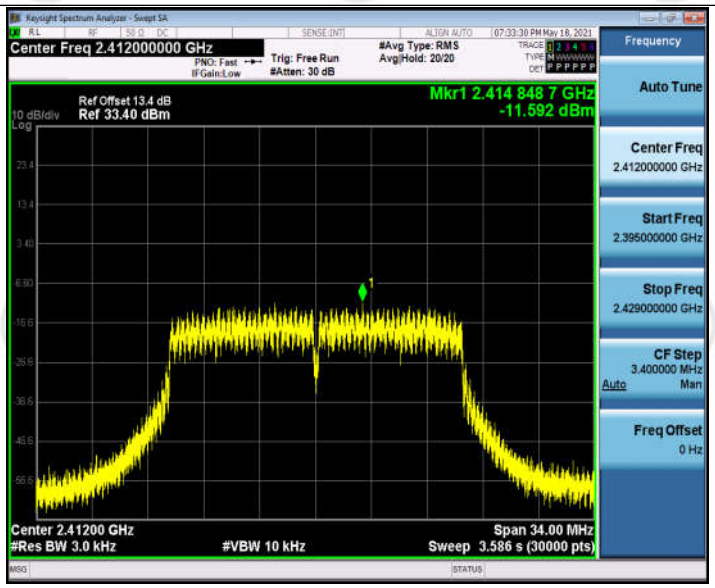

11N20SISO_Ant1_2412

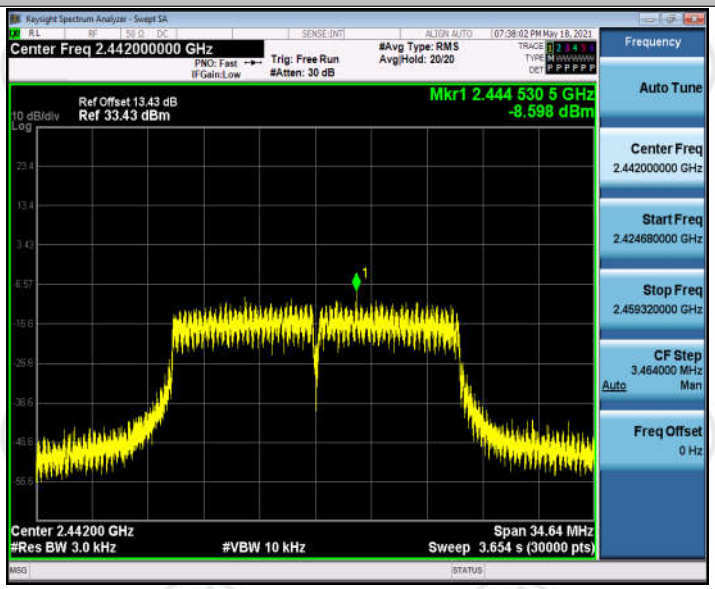

11N20SISO_Ant1_2442

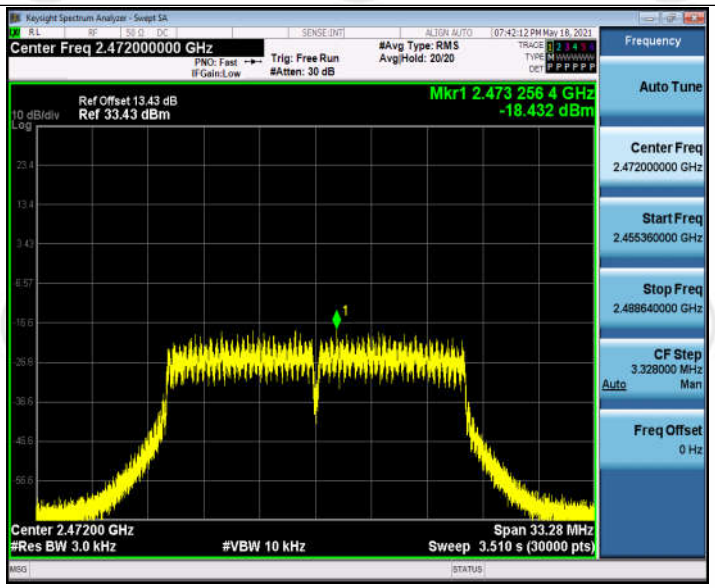

11N20SISO_Ant1_2472

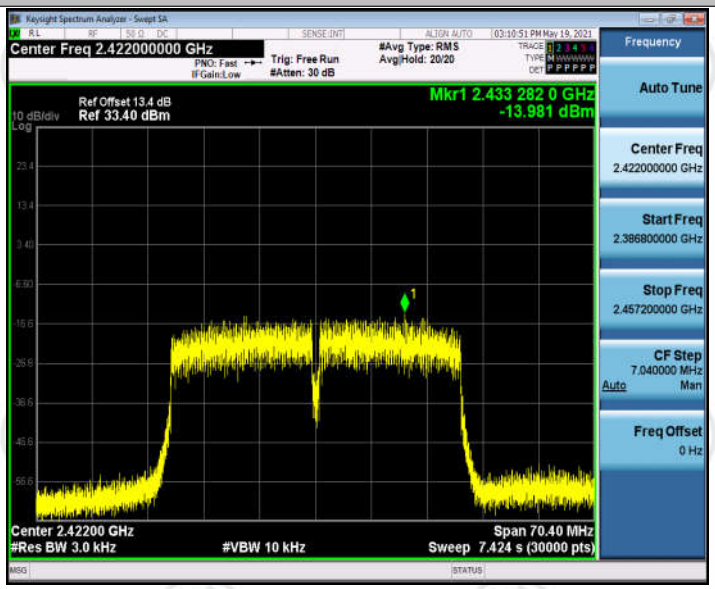

11N40SISO_Ant1_2422

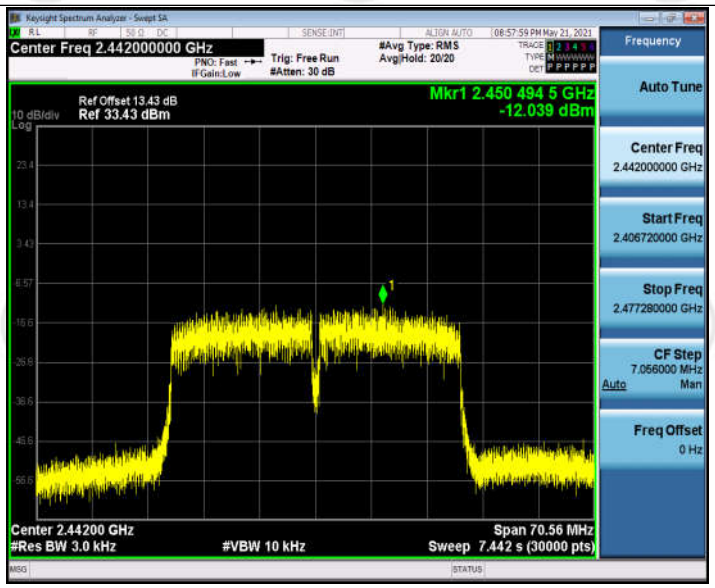

11N40SISO_Ant1_2442

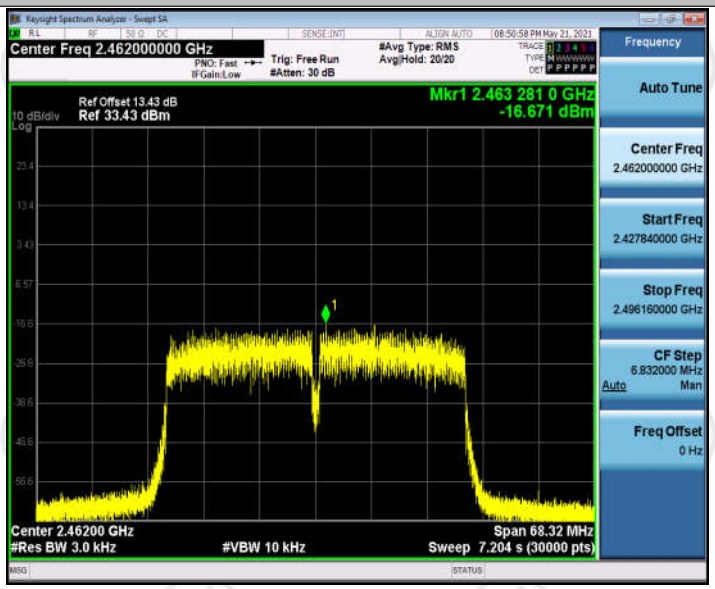

11N40SISO_Ant1_2462

Appendix E: Band edge measurements

Test Result

Test Mode	Antenna	Ch Name	Channel	Ref Level[dBm]	Result[dBm]	Limit[dBm]	Verdict
11B	Ant1	Low	2412	7.98	-36.05	<=-12.02	PASS
		High	2472	2.11	-43.79	<=-17.9	PASS
11G	Ant1	Low	2412	3.59	-29.67	<=-16.41	PASS
		High	2472	-4.78	-40.49	<=-24.78	PASS
11N20SISO	Ant1	Low	2412	2.62	-31.5	<=-17.38	PASS
		High	2472	-4.56	-39.76	<=-24.56	PASS
11N40SISO	Ant1	Low	2422	1.01	-35.85	<=-18.99	PASS
		High	2462	-2.43	-43.02	<=-22.43	PASS

Test Graphs

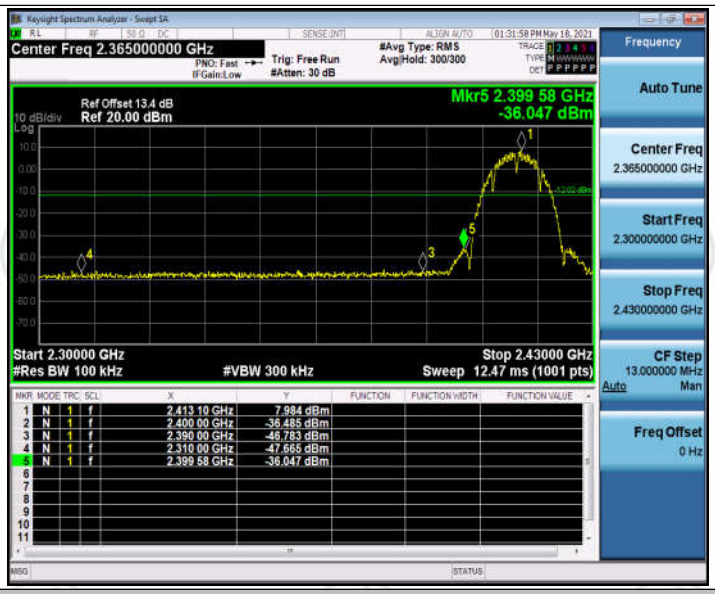

11B_Ant1_Low_2412

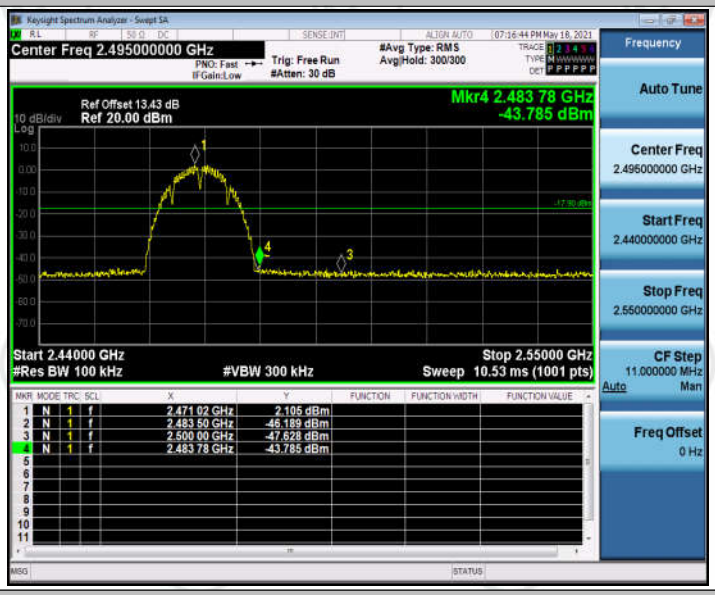

11B_Ant1_High_2472

11G_Ant1_Low_2412

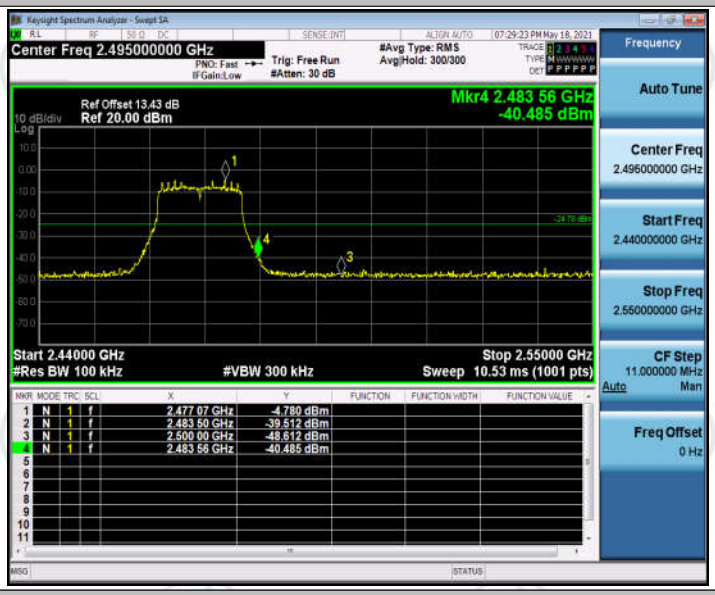

11G_Ant1_High_2472

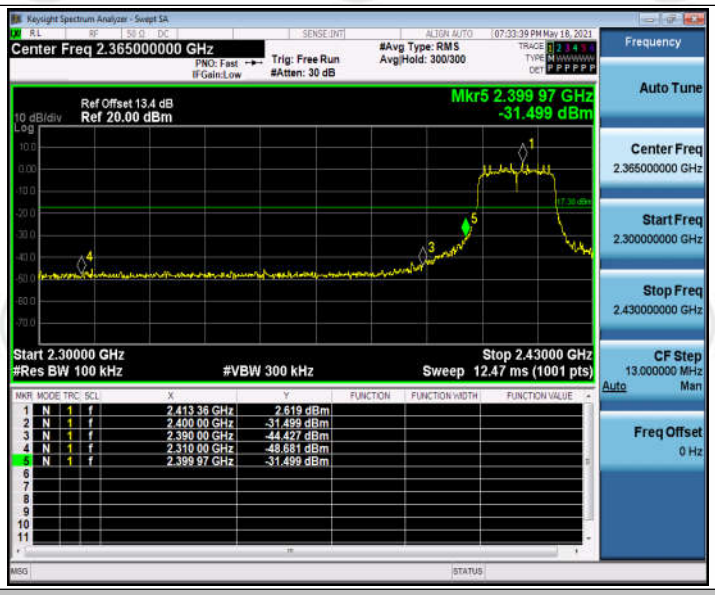

11N20SISO_Ant1_Low_2412

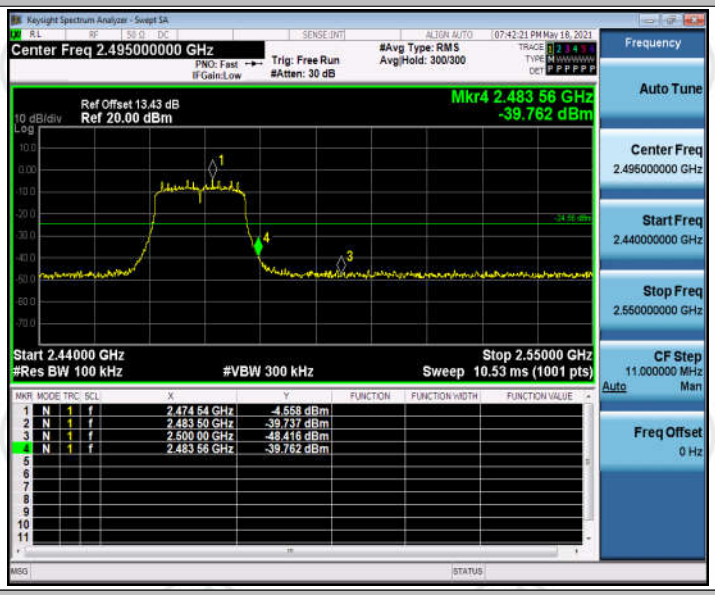

11N20SISO_Ant1_High_2472

11N40SISO_Ant1_Low_2422

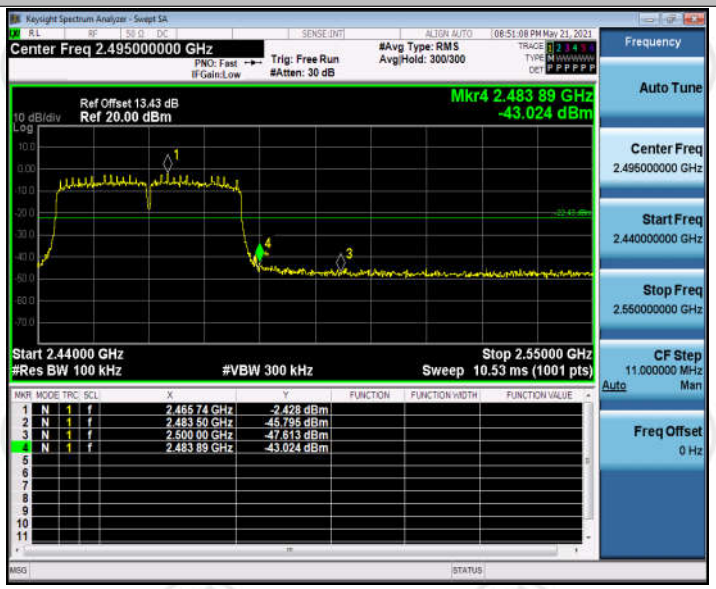

11N40SISO_Ant1_High_2462

Appendix F: Conducted Spurious Emission

Test Result

Test Mode	Antenna	Channel	Freq Range [Mhz]	Ref Level [dBm]	Result [dBm]	Limit [dBm]	Verdict
11B	Ant1	2412	Reference	7.71	7.71	---	PASS
			30~1000	30~1000	-57.373	<=-12.289	PASS
			1000~26500	1000~26500	-49.864	<=-12.289	PASS
		2442	Reference	7.21	7.21	---	PASS
			30~1000	30~1000	-57.216	<=-12.791	PASS
			1000~26500	1000~26500	-49.67	<=-12.791	PASS
		2472	Reference	1.81	1.81	---	PASS
			30~1000	30~1000	-56.791	<=-18.187	PASS
			1000~26500	1000~26500	-49.6	<=-18.187	PASS
11G	Ant1	2412	Reference	2.81	2.81	---	PASS
			30~1000	30~1000	-55.108	<=-17.188	PASS
			1000~26500	1000~26500	-49.364	<=-17.188	PASS
		2442	Reference	4.20	4.20	---	PASS
			30~1000	30~1000	-58.38	<=-15.796	PASS
			1000~26500	1000~26500	-49.409	<=-15.796	PASS
		2472	Reference	-4.94	-4.94	---	PASS
			30~1000	30~1000	-57.999	<=-24.941	PASS
			1000~26500	1000~26500	-49.788	<=-24.941	PASS
11N20SISO	Ant1	2412	Reference	2.45	2.45	---	PASS
			30~1000	30~1000	-57.202	<=-17.546	PASS
			1000~26500	1000~26500	-50.024	<=-17.546	PASS
		2442	Reference	4.44	4.44	---	PASS
			30~1000	30~1000	-58.355	<=-15.561	PASS
			1000~26500	1000~26500	-49.478	<=-15.561	PASS
		2472	Reference	-4.67	-4.67	---	PASS
			30~1000	30~1000	-57.287	<=-24.672	PASS
			1000~26500	1000~26500	-49.967	<=-24.672	PASS
11N40SISO	Ant1	2422	Reference	0.43	0.43	---	PASS
			30~1000	30~1000	-57.925	<=-19.567	PASS
			1000~26500	1000~26500	-49.871	<=-19.567	PASS
		2442	Reference	2.33	2.33	---	PASS
			30~1000	30~1000	-56.148	<=-17.674	PASS
			1000~26500	1000~26500	-49.583	<=-17.674	PASS
		2462	Reference	-2.34	-2.34	---	PASS
			30~1000	30~1000	-57.854	<=-22.344	PASS
			1000~26500	1000~26500	-49.884	<=-22.344	PASS

Test Graphs

11B_Ant1_2412_0~Reference

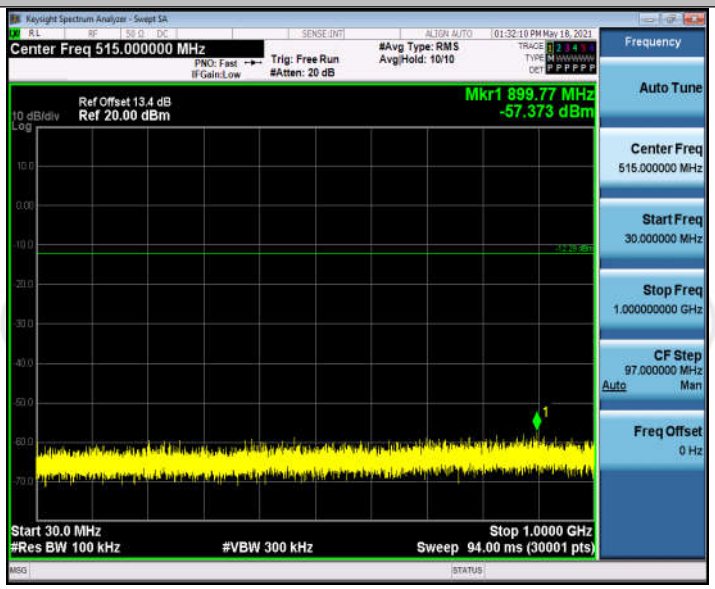

11B_Ant1_2412_30~1000

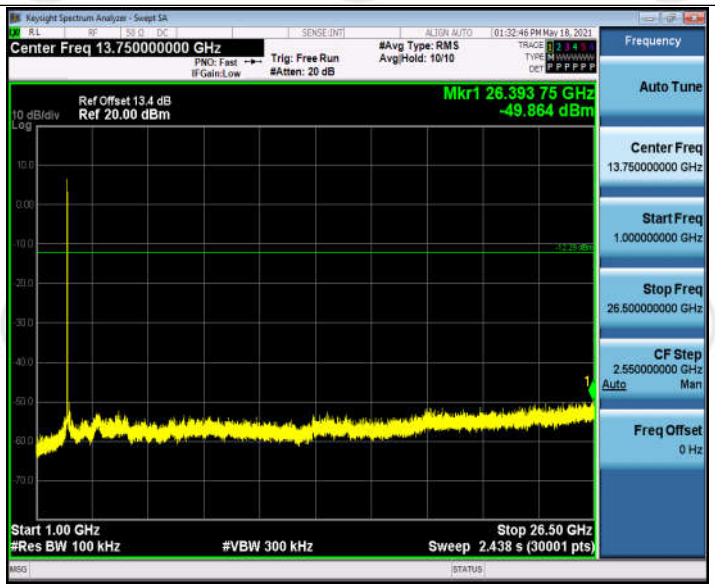

11B_Ant1_2412_1000~26500

11B_Ant1_2442_0~Reference

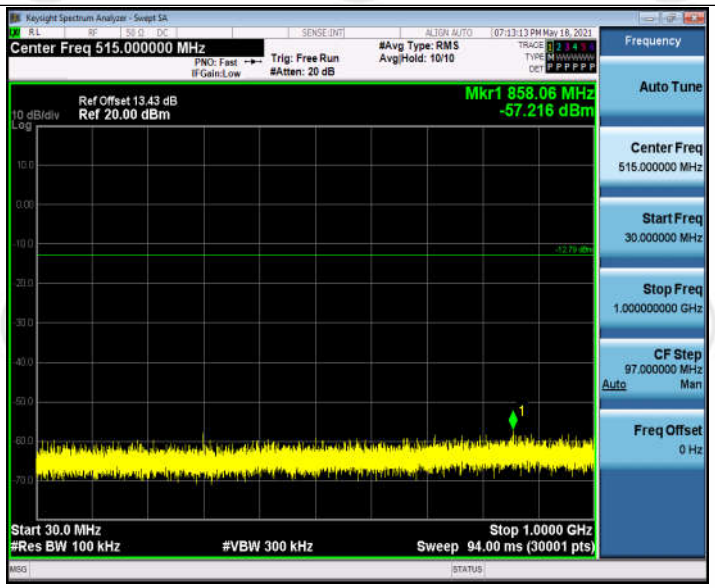

11B_Ant1_2442_30~1000

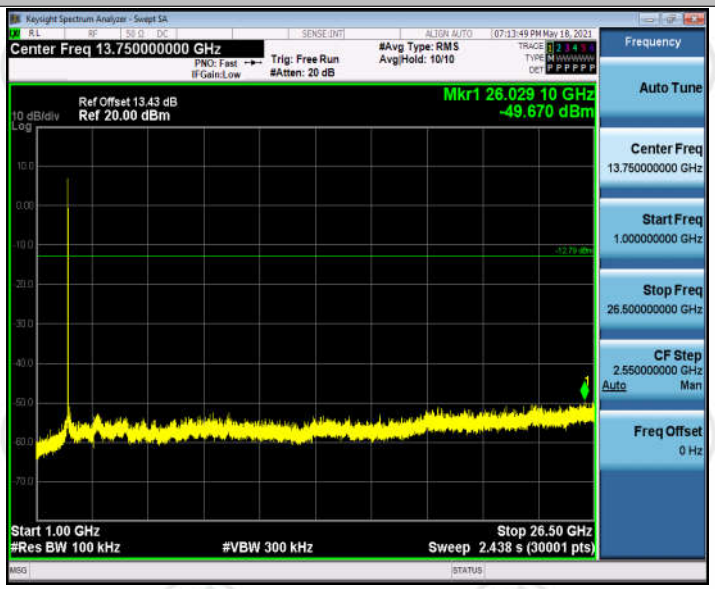

11B_Ant1_2442_1000~26500

11B_Ant1_2472_0~Reference

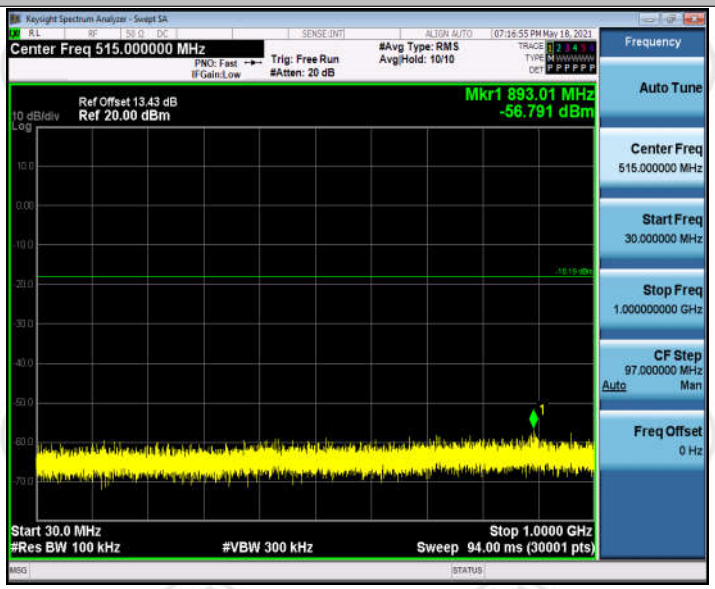

11B_Ant1_2472_30~1000

11B_Ant1_2472_1000~26500

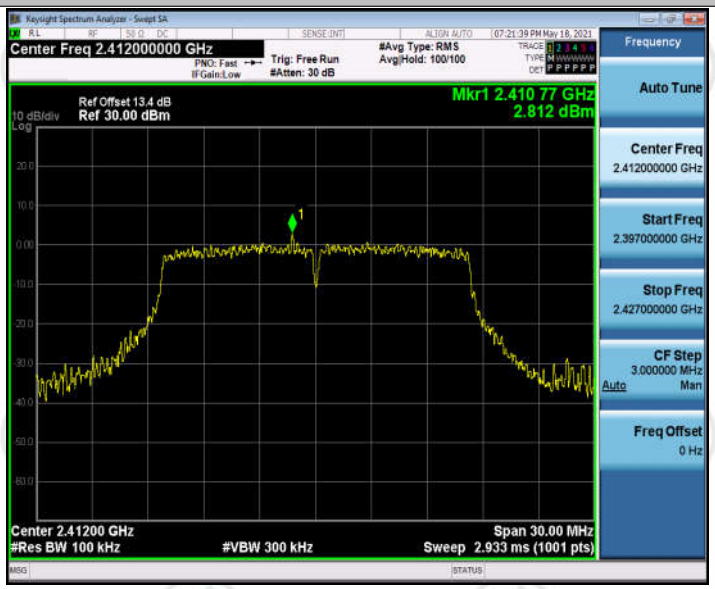

11G_Ant1_2412_0~Reference

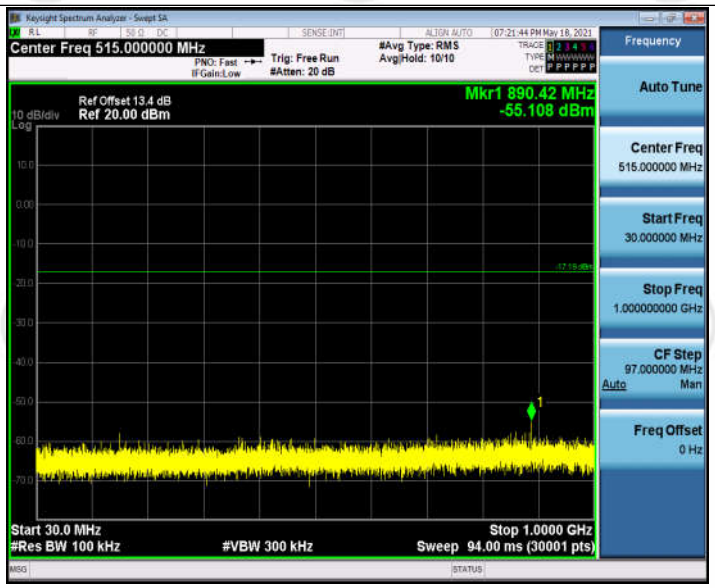

11G_Ant1_2412_30~1000

11G_Ant1_2412_1000~26500

11G_Ant1_2442_0~Reference

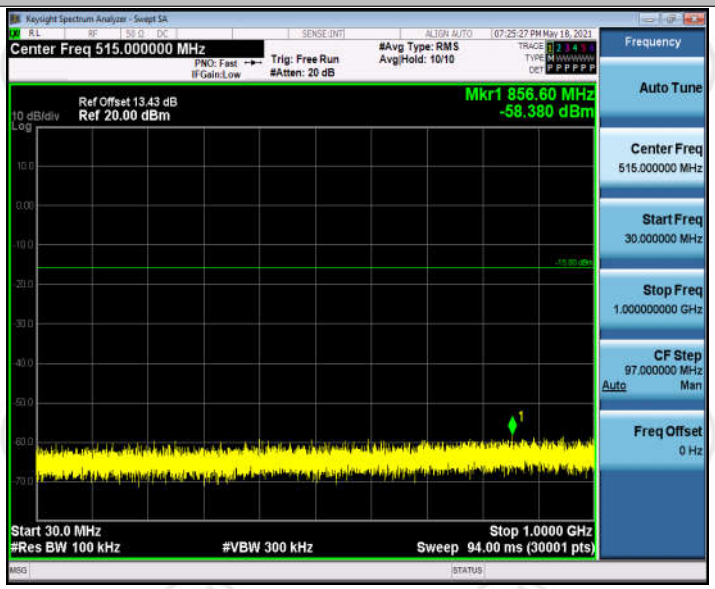

11G_Ant1_2442_30~1000

11G_Ant1_2442_1000~26500

11G_Ant1_2472_0~Reference

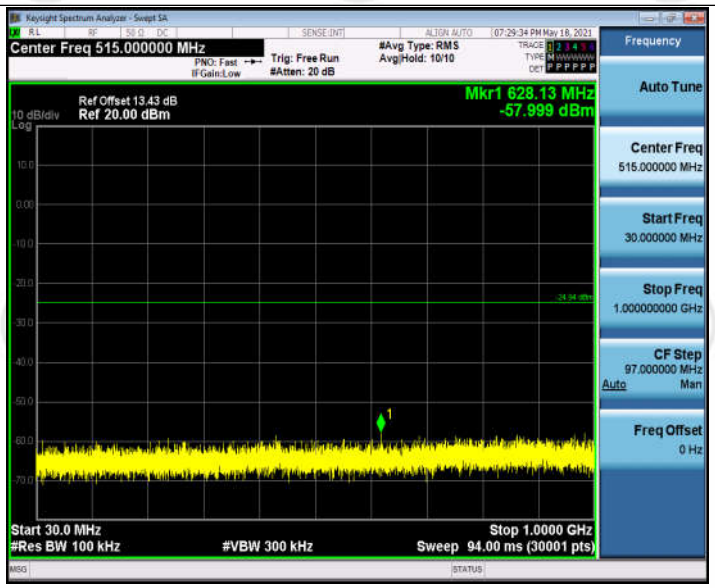

11G_Ant1_2472_30~1000

11G_Ant1_2472_1000~26500

11N20SISO_Ant1_2412_0~Reference

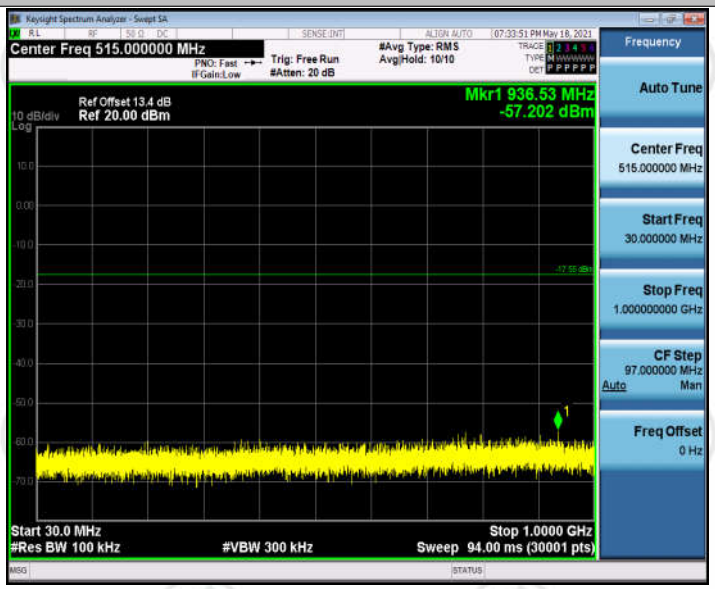

11N20SISO_Ant1_2412_30~1000

11N20SISO_Ant1_2412_1000~26500

11N20SISO_Ant1_2442_0~Reference

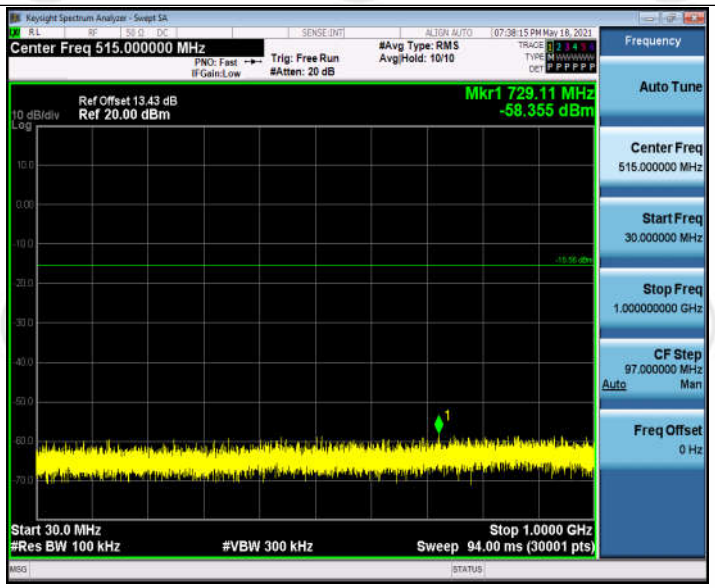

11N20SISO_Ant1_2442_30~1000

11N20SISO_Ant1_2442_1000~26500

11N20SISO_Ant1_2472_0~Reference

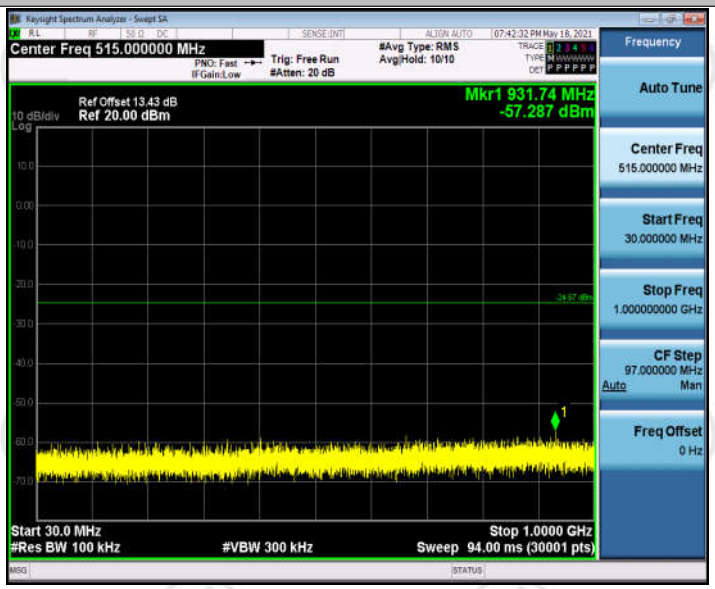

11N20SISO_Ant1_2472_30~1000

11N20SISO_Ant1_2472_1000~26500

11N40SISO_Ant1_2422_0~Reference

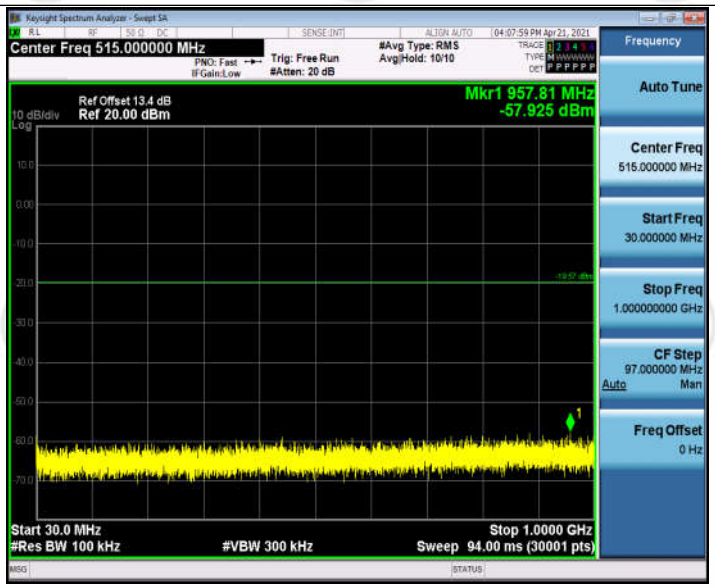

11N40SISO_Ant1_2422_30~1000

11N40SISO_Ant1_2422_1000~26500

11N40SISO_Ant1_2442_0~Reference

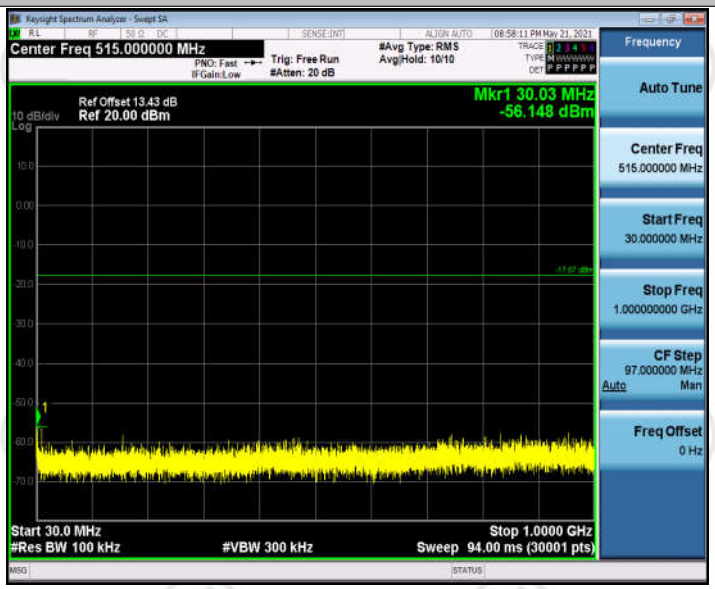

11N40SISO_Ant1_2442_30~1000

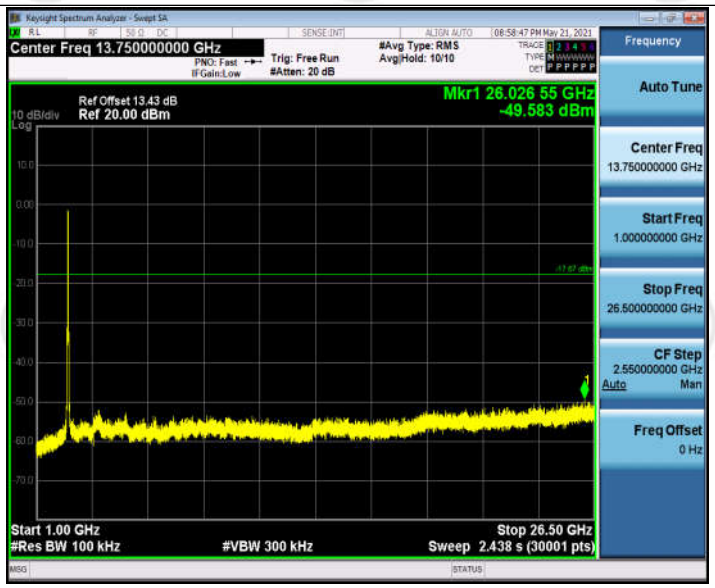

11N40SISO_Ant1_2442_1000~26500

11N40SISO_Ant1_2462_0~Reference

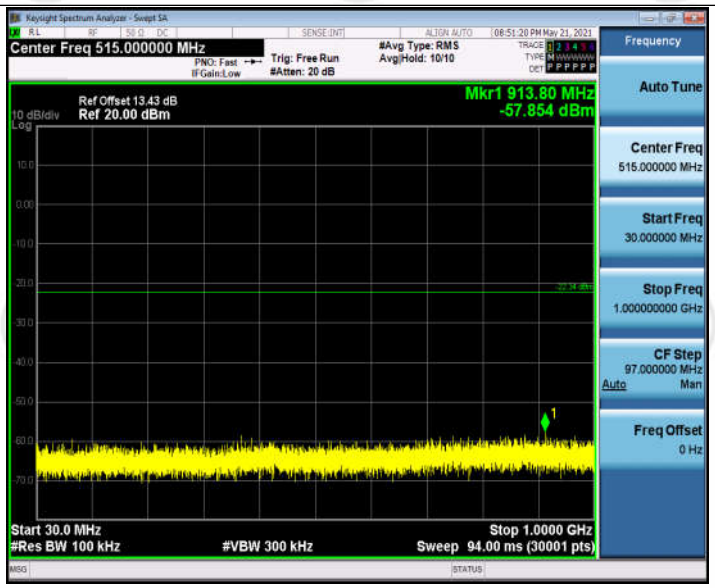

11N40SISO_Ant1_2462_30~1000

11N40SISO_Ant1_2462_1000~26500

Appendix G: Duty Cycle

Test Result

Test Mode	Antenna	Channel	Transmission Duration [ms]	Transmission Period [ms]	Duty Cycle [%]	Limit	Verdict
11B	Ant1	2412	12.41	12.55	98.85	---	PASS
		2442	12.40	12.55	98.85	---	PASS
		2472	12.41	12.55	98.85	---	PASS
11G	Ant1	2412	2.06	2.19	94.00	---	PASS
		2442	2.06	2.19	94.00	---	PASS
		2472	2.06	2.19	93.94	---	PASS
11N20SISO	Ant1	2412	1.92	2.05	93.51	---	PASS
		2442	1.92	2.05	93.51	---	PASS
		2472	1.92	2.05	93.51	---	PASS
11N40SISO	Ant1	2422	0.94	1.07	87.78	---	PASS
		2442	0.94	1.07	87.78	---	PASS
		2462	0.94	1.07	87.78	---	PASS

Test Graphs

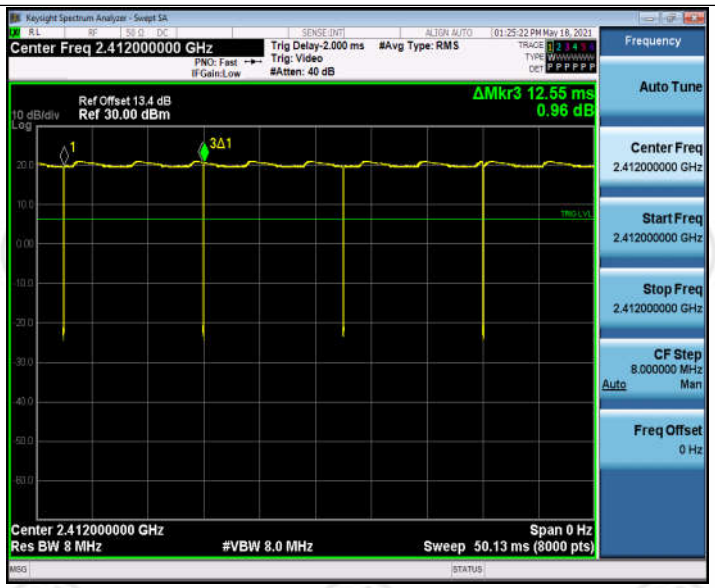

11B_Ant1_2412

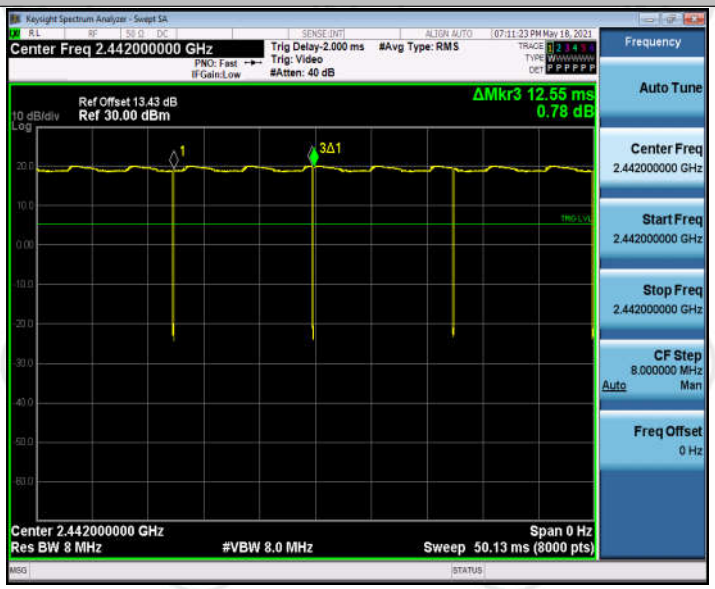

11B_Ant1_2442

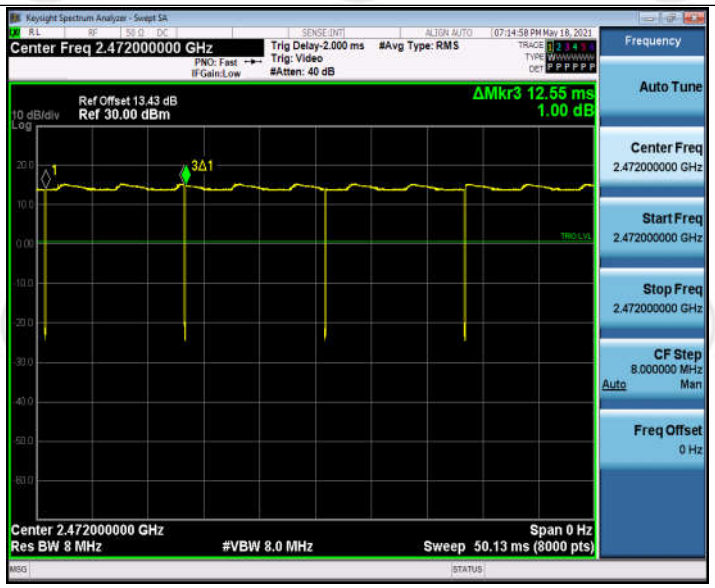

11B_Ant1_2472

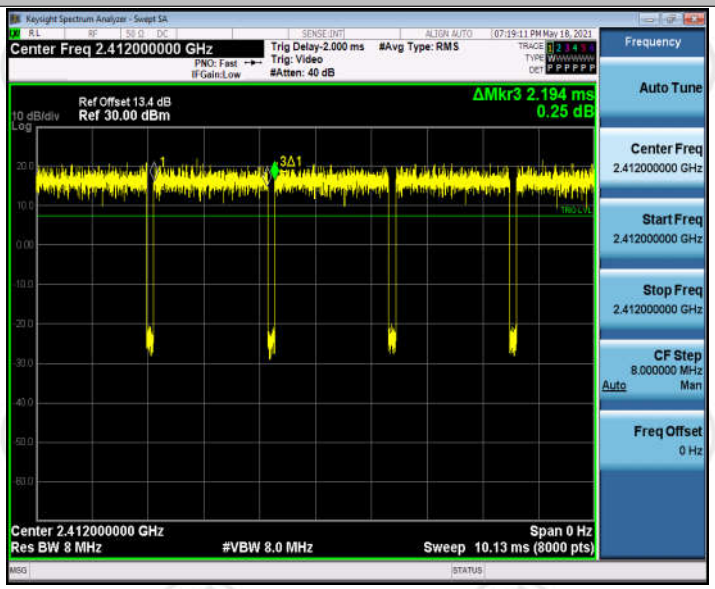

11G_Ant1_2412

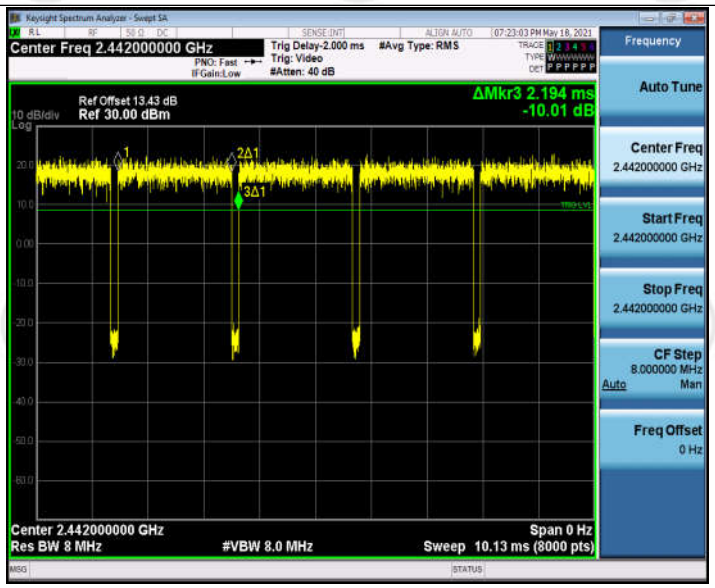

11G_Ant1_2442

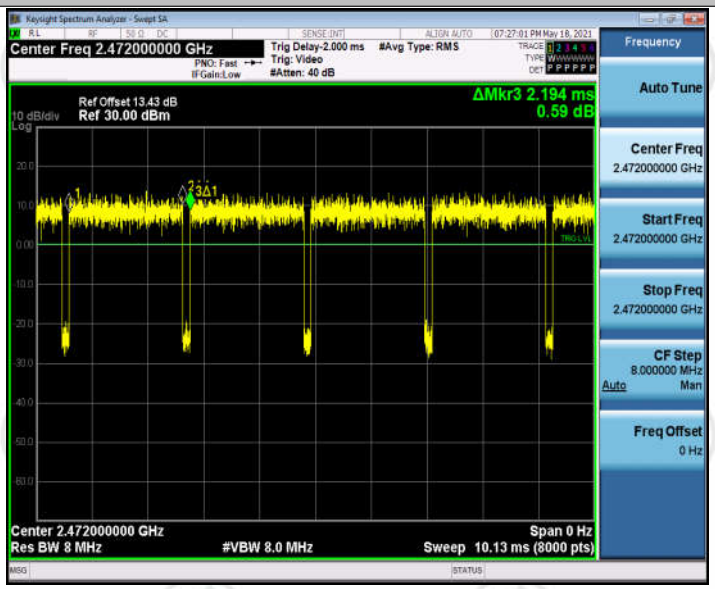

11G_Ant1_2472

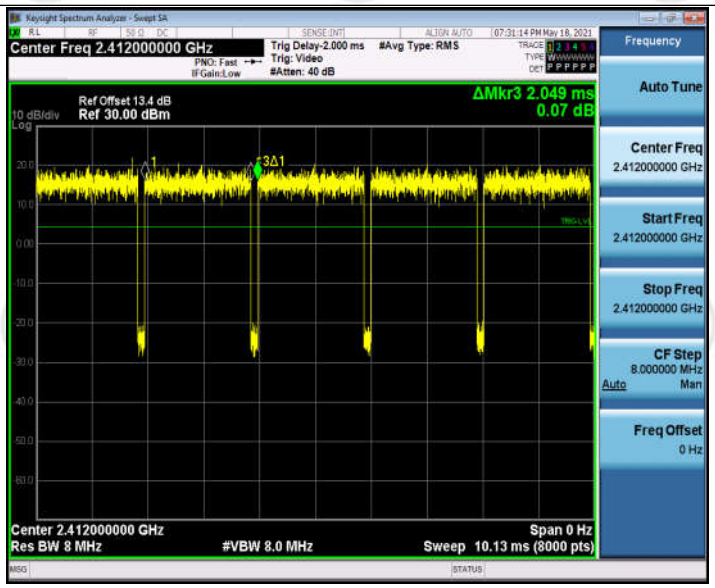

11N20SISO_Ant1_2412

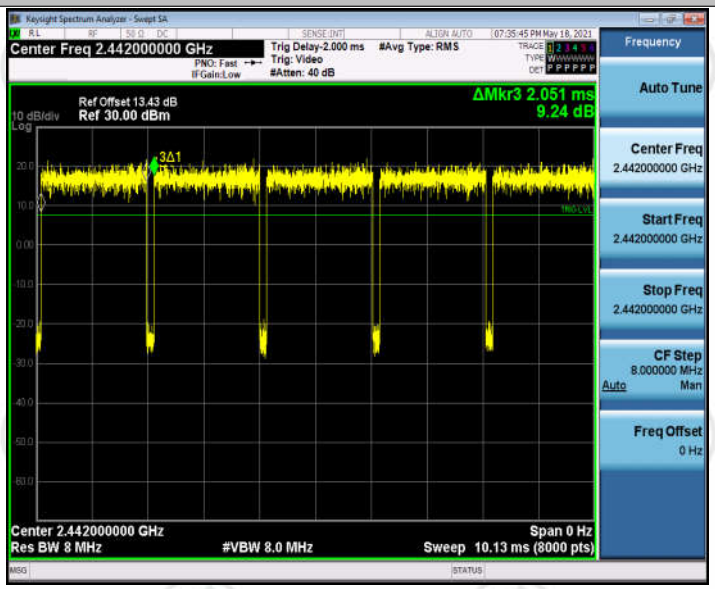

11N20SISO_Ant1_2442

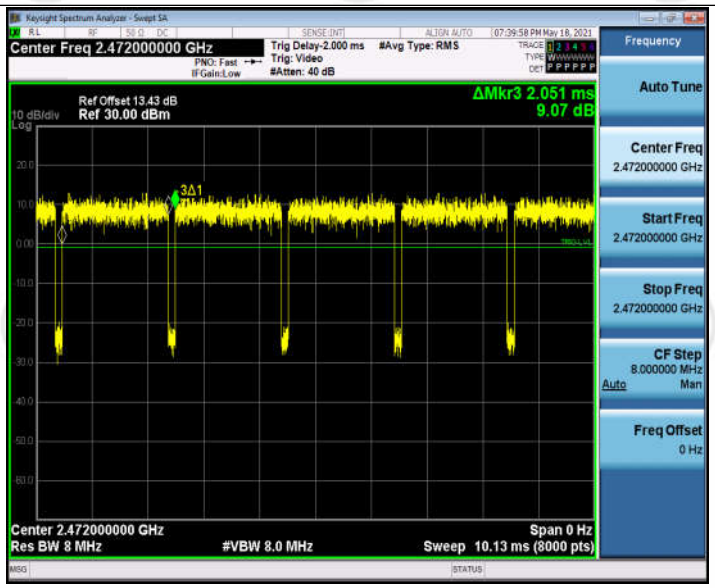

11N20SISO_Ant1_2472

11N40SISO_Ant1_2422

11N40SISO_Ant1_2442

11N40SISO_Ant1_2462

*** End of Report ***