深圳市飞敏科技有限公司

ShenZhen City FeiMin Technology CO.,LTD.

产品承认书

SPECIFICATION FOR APPROVED

客户
CUSTOMER: Shenzhen See Me Here Electronic Co.,Ltd

产品名称
PRODUCTS: 2.4G ANTENNA

客户料号
PART NO:

产品型号
Spec.: QM-S204-V1.0M

日期
Data: 2023.12.11

供应商 SUPPLIER		
拟制 PREPARED BY	审核 CHECKED BY	批准 APPROVED BY
马凡	夏兴喜	马冬冬

客户 CUSTOMER		
承认 ACCEPTED BY	审核 CHECKED BY	批准 APPROVED BY

备注：承认盖章后请回复一份承认书（或复印件）给我司，其余由贵公司存档

REMARK:Please send us one(or copy)of this approval with stamp after accepting,other copies filed by the customer.

地址：深圳市宝安区西乡街道固戍社区恒南一路C栋厂房303室

ADD:Room 303,Building C,Hengnan one Road,Gushu community,Xixiang Street,Bao' an District,Shenzhen City

电话Tel: 0755-23035723 传真Fax: 0755-23036702

邮箱E-mail: ant001@fmant.cn 网址HTTP:www.fmant.cn

目录

产品承认书.....1
1. 项目信息 Project Information.....4
1.1. 外观尺寸 Appearance and Dimensions.....4
2. 电气性能 Electrical Characteristics.....5
2.1. 测试环境条件 Test Environment Conditions.....5
2.2. 测示方法 Measurement method.....5
2.2.1. 天线电压驻波比.天线回波损耗.史密斯圆图 Antenna VSWR。Antenna Return loss。smith chart.....5
2.3. 天线无源测试数据 Antenna passive test data.....6
2.3.1. 测试系统 Test system.....6
2.3.2 天线效率及增益 Antenna efficiency and gain.....6
2.3.2. 天线辐射方向图 Antenna Radiation Pattern.....7
3.备注 Notes.....8
4.产品包装规范 Product packaging specification.....8

Revision history

versions	Date	Remark
A1	2023-12-11	V1.0

1. 项目信息 Project Information

1.1.外观尺寸 Appearance and Dimensions

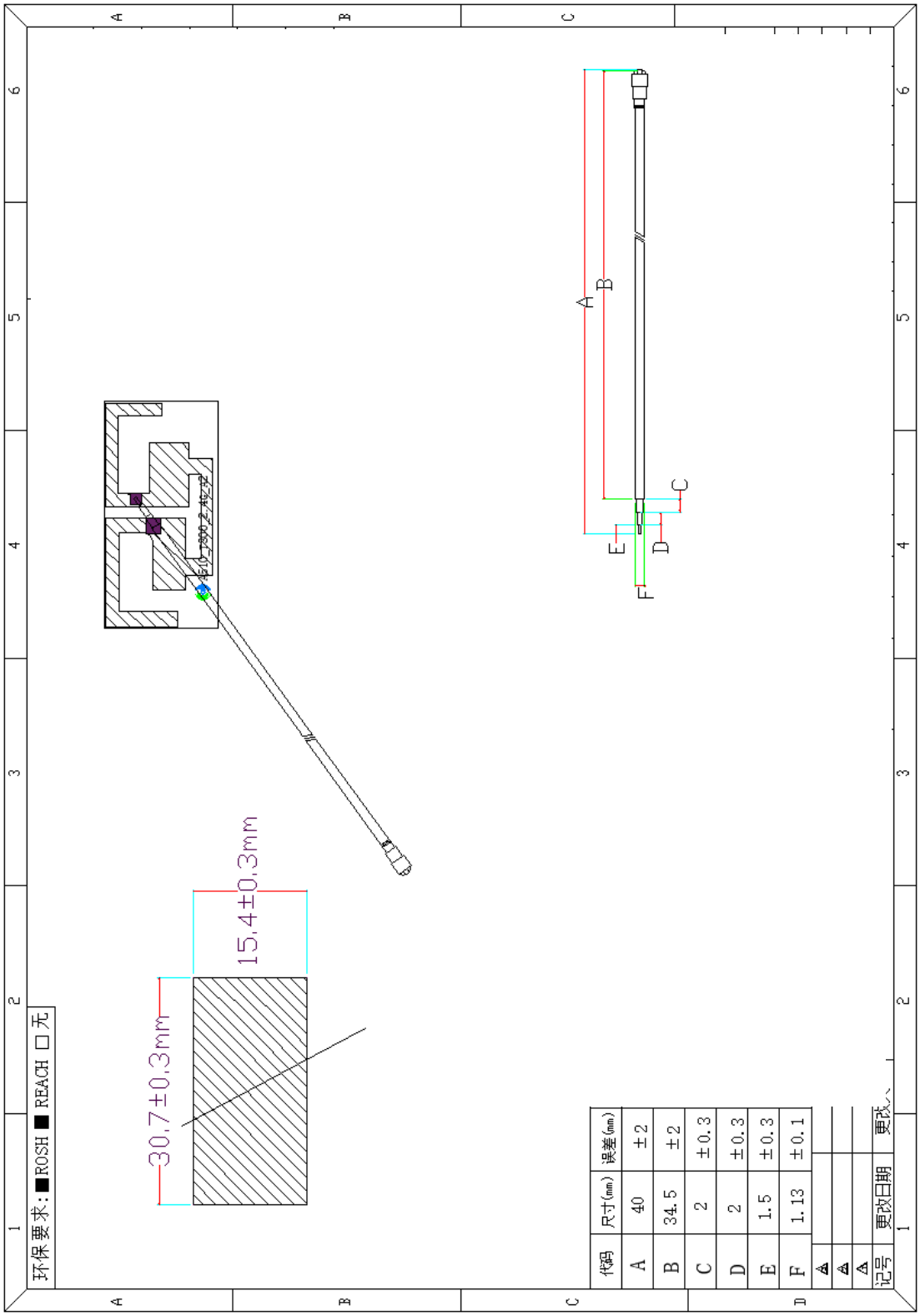

2. 电气性能 Electrical Characteristics

2.1.测试环境条件 Test Environment Conditions

behaviour of electricity	
物理性质 physical features	
温度 Temperature	Ordinary Temperature (5 to 35℃)
湿度 Humidity	Ordinary Humidity (25 to 85% RH)

2.2.测示方法 Measurement method

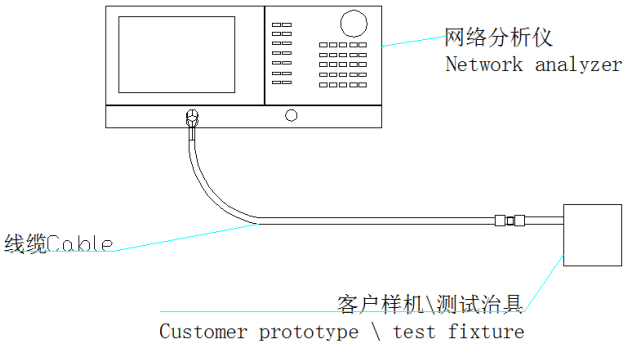

2.2.1. 天线电压驻波比.天线回波损耗.史密斯圆图 Antenna VSWR。Antenna Return loss。smith chart

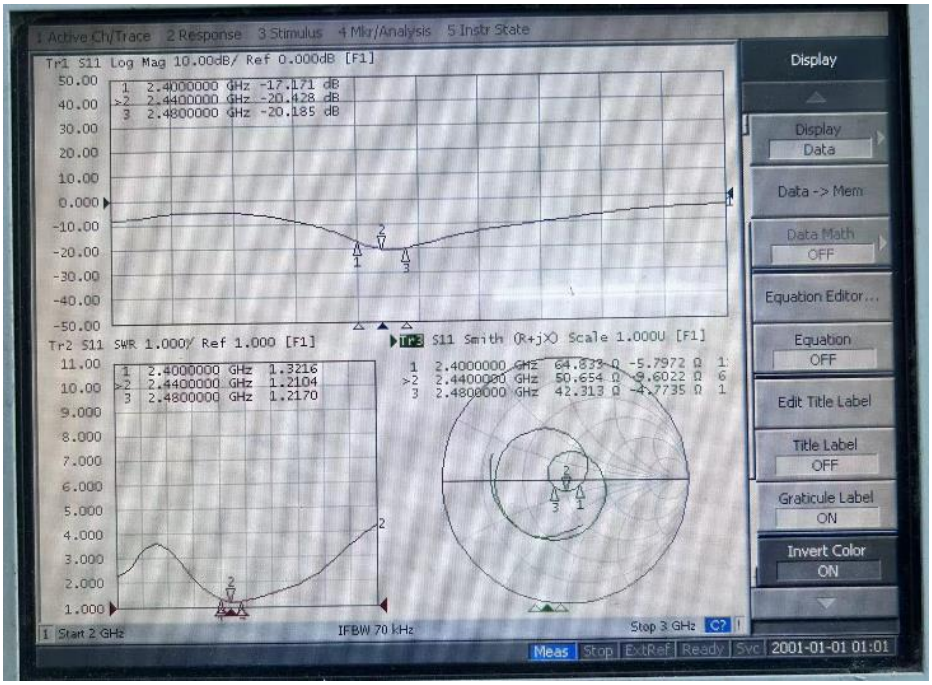

2.3. 天线无源测试数据 Antenna passive test data

2.3.1. 测试系统 Test system



深圳市飞敏科技有限公司（24 探头 OTA 微波暗室）

2.3.2 天线效率及增益 Antenna efficiency and gain

Frequency (MHz)	Efficiency (%)	Gain (dBi))
2400 MHz	42.24	1.82
2410 MHz	41.17	1.95
2420 MHz	40.95	2.24
2430 MHz	42.8	2.39
2440 MHz	43.55	2.54
2450 MHz	43.14	2.31
2460 MHz	40.82	2.17
2470 MHz	40.45	2.12
2480 MHz	43.07	2.19
2490 MHz	40.45	2.51
2500 MHz	42.83	2.81

2.3.2. 天线辐射方向图 Antenna Radiation Pattern

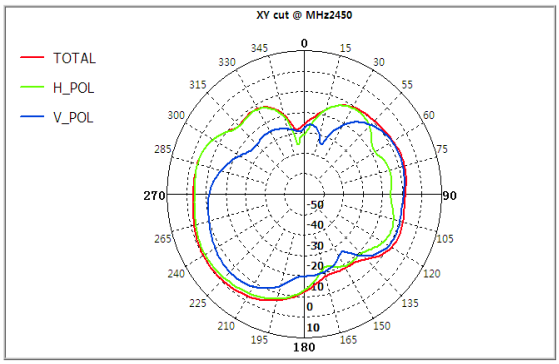

XOY-plane@2440MHz

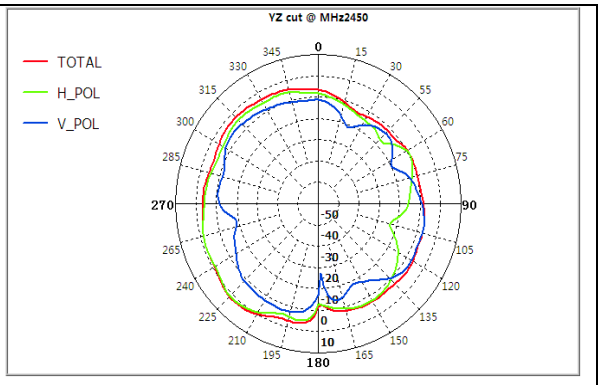

YOZ-plane@2440MHz

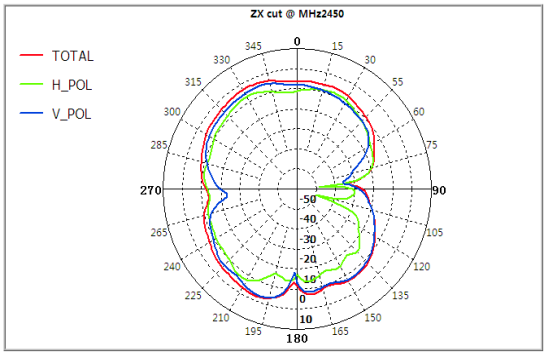

XOZ-plane@2440MHz

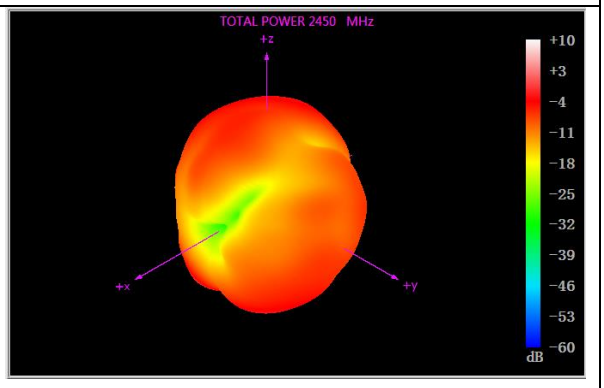

3D-plane @2440MHz