FCC/ISED RF TEST REPORT

ISSUED BY
Shenzhen BALUN Technology Co., Ltd.

FOR

Computer

ISSUED TO
Hexagon Metrology, Inc.

250 Circuit Drive North Kingstown RI US 02852



Report No.:	BL-EC2030005-602
EUT Name:	Computer
Model Name:	dCC (Digital Control Center) Wireless Jogbox
Brand Name:	HEXAGON
Test Standard:	47 CFR Part 15 Subpart E RSS-Gen (Issue 5, March 2019) RSS-247 (Issue 2, February 2017)
FCC ID:	2AXRK-HEX02DCC
ISED Number:	26848-HEX02DCC
Test Conclusion:	Pass
Test Date:	Feb. 10, 2020 ~ Apr. 13, 2021
Date of Issue:	Apr. 15, 2021

Prepared by: Ye Hongji
Date Apr. 15, 2021

Approved by: Wei Yanquan
(Chief Engineer)
Date Apr. 15, 2021

NOTE: This test report of test results only related to testing samples, which can be duplicated completely for the legal use with the approval of the applicant; it shall not be reproduced except in full, without the written approval of Shenzhen BALUN Technology Co., Ltd. Any objections should be raised within thirty days from the date of issue. To validate the report, please contact us.

Block B, 1st FL, Baisha Science and Technology Park, Shahe Xi Road, Nanshan District, Shenzhen, Guangdong, P. R. China 518055
TEL: +86-755-66850100, FAX: +86-755-61824271
Email: qc@baluntek.com
www.baluntek.com

Revision History

Version	Issue Date	Revisions Content
Rev. 01	Mar. 16, 2021	Initial Issue
Rev. 02	Apr. 15, 2021	Update test data

TABLE OF CONTENTS

1 ADMINISTRATIVE DATA (GENERAL INFORMATION) 4

1.1 Identification of the Testing Laboratory 4

1.2 Identification of the Responsible Testing Location 4

1.3 Laboratory Condition 4

1.4 Announce 4

2 PRODUCT INFORMATION 5

2.1 Applicant 5

2.2 Manufacturer 5

2.3 Factory 5

2.4 General Description for Equipment under Test (EUT) 5

2.5 Technical Information 6

2.6 Channel List 7

3 SUMMARY OF TEST RESULTS 10

3.1 Test Standards 10

3.2 Verdict 10

4 GENERAL TEST CONFIGURATIONS 11

4.1 Test Environments 11

4.2 Test Equipment List 11

4.3 Measurement Uncertainty 12

4.4 Description of Test Setup 13

5 TEST ITEMS 16

5.1 RF Output Power 16

5.2 Emission Bandwidth and 6 dB Bandwidth 17

5.3 Power Spectral density (PSD) 18

5.4 Conducted Emission 19

5.5 Radiated Spurious Emissions and Band Edge (Restricted-band) 20

ANNEX A TEST RESULT 24

A.1 RF Output Power 24

A.2 Emission Bandwidth & 99% Bandwidth 28
A.3 6 dB Bandwidth 30
A.4 Power Spectral Density 31
A.5 Conducted Emissions 34
A.6 Radiated Spurious Emissions and Band Edge (Restricted-band) 36
ANNEX B TEST SETUP PHOTOS 164
ANNEX C EUT EXTERNAL PHOTOS 164
ANNEX D EUT INTERNAL PHOTOS 164

1 ADMINISTRATIVE DATA (GENERAL INFORMATION)

1.1 Identification of the Testing Laboratory

Company Name	Shenzhen BALUN Technology Co., Ltd.
Address	Block B, 1st FL, Baisha Science and Technology Park, Shahe Xi Road, Nanshan District, Shenzhen, Guangdong Province, P. R. China
Phone Number	+86 755 6685 0100

1.2 Identification of the Responsible Testing Location

Test Location	Shenzhen BALUN Technology Co., Ltd.
Address	Block B, 1st FL, Baisha Science and Technology Park, Shahe Xi Road, Nanshan District, Shenzhen, Guangdong Province, P. R. China
Description	All measurement facilities used to collect the measurement data are located at Block B, FL 1, Baisha Science and Technology Park, Shahe Xi Road, Nanshan District, Shenzhen, Guangdong Province, P. R. China 518055

1.3 Laboratory Condition

Ambient Temperature	20℃ to 25℃
Ambient Relative Humidity	45% to 55%
Ambient Pressure	100 kPa to 102 kPa

1.4 Announce

(1) The test report reference to the report template version v4.4.

(2) The test report is invalid if not marked with the signatures of the persons responsible for preparing and approving the test report.

(3) The test report is invalid if there is any evidence and/or falsification.

(4) The results documented in this report apply only to the tested sample, under the conditions and modes of operation as described herein.

(5) This document may not be altered or revised in any way unless done so by BALUN and all revisions are duly noted in the revisions section.

(6) Content of the test report, in part or in full, cannot be used for publicity and/or promotional purposes without prior written approval from the laboratory.

(7) The laboratory is only responsible for the data released by the laboratory, except for the part provided by the applicant.

2 PRODUCT INFORMATION

2.1 Applicant

Applicant	Hexagon Metrology, Inc.
Address	250 Circuit Drive North Kingstown RI US 02852

2.2 Manufacturer

Manufacturer	Advantech Co., Ltd.
Address	NO.1, Alley 20, Lane 26, Rueiguang Road, Neihu District, Taipei 114, Taiwan

2.3 Factory

Factory	Advantech Technology(CHINA) Co., LTD.
Address	NO.600, Hanpu-Road, Kunshan, Jiangsu. China

2.4 General Description for Equipment under Test (EUT)

EUT Name	Computer
Model Name Under Test	dCC (Digital Control Center) Wireless Jogbox
Series Model Name	N/A
Description of Model name differentiation	N/A
Serial Number	KSE0516744
Hardware Version	N/A
Software Version	N/A
Dimensions (Approx.)	N/A
Weight (Approx.)	N/A

2.5 Technical Information

Network and Wireless connectivity	Bluetooth BLE WIFI 802.11a, 802.11b, 802.11g, 802.11n and 802.11ac U-NII-1/2A/2C/3

The requirement for the following technical information of the EUT was tested in this report:

Frequency Range	U-NII-1: 5150 MHz to 5250 MHz, U-NII-2A: 5250 MHz to 5350 MHz, U-NII-2C: 5470 MHz to 5725 MHz U-NII-3: 5725 MHz to 5850 MHz
Product Type	☐Mobile ☒ Portable ☐ Fix Location
Modulation technology	OFDM
Modulation Type	64QAM, 16QAM, BPSK, QPSK
Product Type	Indoor for IC standard Mobile and Portable for FCC standard
Transfer Rate (Mbps) (Single RF path)	802.11a: 54/ 48/ 36/ 24/ 18/ 12/ 9/ 6 Mbps 802.11n: up to 150 Mbps 802.11ac: up to VHT-MCS9
Channel Bandwidth	802.11a: 20 MHz 802.11n: 20 MHz, 40 MHz 802.11ac: 20 MHz, 40 MHz, 80 MHz
Maximum Output Power	U-NII-1: 17.90 dBm U-NII-2A: 18.72 dBm U-NII-2C: 19.33 dBm U-NII-3:18.08 dBm
Antenna System (eg., MIMO, Smart Antenna)	N/A
Categorization as Correlated or Completely Uncorrelated	N/A
Antenna Type	PIFA Antenna
Antenna Gain	5 dBi (In test items related to antenna gain, the final results reflect this figure. This value is provided by the applicant.)
About the Product	The equipment is Computer, intended for used with information technology equipment.

2.6 Channel List

20 MHz		40 MHz		80 MHz	
Channel Number	Frequency (MHz)	Channel Number	Frequency (MHz)	Channel Number	Frequency (MHz)
36	**5180**	**38**	**5190**	**42**	**5210**
40	5200	**46**	**5230**	**58**	**5290**
44	**5220**	**54**	**5270**	**106**	**5530**
48	**5240**	**62**	**5310**	**138**	**5690**
52	**5260**	**102**	**5510**	**155**	**5775**
56	5280	110	5550		
60	**5300**	**134**	**5670**		
64	**5320**	**142**	**5710**		
100	**5500**	**151**	**5755**		
104	5520	**159**	**5795**		
108	5540				
112	5560				
116	**5580**				
132	5660				
136	5680				
140	**5700**				
144	**5720**				
149	**5745**				
153	5765				
157	**5785**				
161	5805				
165	**5825**				

Note: This report equipment will not transmit in the 5600-5650 MHz frequency band when used in Canada. This restriction is to protect weather radars operating in this frequency band.

The Lowest frequency, the middle frequency and the highest frequency of channel were selected to perform the test, and the selected channel see below:

For 802.11a/n(HT20)/ac(VHT20)

U-NII-1 (5150 - 5250 MHz)			U-NII-2A (5250 - 5350 MHz)		
Channel Number	Channel	Frequency (MHz)	Channel Number	Channel	Frequency (MHz)
36	Low	5180	52	Low	5260
44	Mid	5220	60	Mid	5300
48	High	5240	64	High	5320

U-NII-2C (5470 - 5725 MHz)			U-NII-3 (5725 - 5850 MHz)		
Channel Number	Channel	Frequency (MHz)	Channel Number	Channel	Frequency (MHz)
100	Low	5500	149	Low	5745
116	Mid	5580	157	Mid	5785
140	High	5700	165	High	5825

For 802.11n(HT40)/ac(VHT40)

U-NII-1 (5150 - 5250 MHz)			U-NII-2A (5250 - 5350 MHz)		
Channel Number	Channel	Frequency (MHz)	Channel Number	Channel	Frequency (MHz)
38	Low	5190	54	Low	5270
46	High	5230	62	High	5310

U-NII-2C (5470 - 5725 MHz)			U-NII-3 (5725 - 5850 MHz)		
Channel Number	Channel	Frequency (MHz)	Channel Number	Channel	Frequency (MHz)
102	Low	5510	151	Low	5755
118	Mid	5590	159	High	5795
134	High	5670			

For 802.11ac(VHT80)

U-NII-1 (5150 - 5250 MHz)			U-NII-2A (5250 - 5350 MHz)		
Channel Number	Channel	Frequency (MHz)	Channel Number	Channel	Frequency (MHz)
42	Mid	5210	58	Mid	5290

U-NII-2C (5470 - 5725 MHz)			U-NII-3 (5725 - 5850 MHz)		
Channel Number	Channel	Frequency (MHz)	Channel Number	Channel	Frequency (MHz)
106	Low	5530	155	Mid	5775
122	High	5610			

Note: Preliminary tests were performed in different data rate in above table to find the worst radiated emission. The data rate shown in the table below is the worst-case rate with respect to the specific test item. Investigation has been done on all the possible configurations for searching the worst cases. The following table is a list of the test modes shown in this test report.

Test Items	Mode	Data Rate	Modulation Type	U-NII-1 Channel	U-NII-2A Channel	U-NII-2C Channel	U-NII-3 Channel
RF Output Power	11a	6	BPSK	48/44/36	64/60/52	140/116/100	165/157/149
	11n(20 MHz)	6.5		48/44/36	64/60/52	140/116/100	165/157/149
	11n(40 MHz)	13.5		46/38	62/54	134/118/102	159/151
	11ac(20 MHz)	6.5		48/44/36	64/60/52	140/116/100	165/157/149
	11ac(40 MHz)	13.5		46/38	62/54	134/118/102	159/151
	11ac(80 MHz)	29.3		42	58	122/106	155
Emission Bandwidth & 99% Occupied Bandwidth	11a	6	BPSK	48/44/36	64/60/52	140/116/100	165/157/149
	11n(20 MHz)	6.5		48/44/36	64/60/52	140/116/100	165/157/149
	11n(40 MHz)	13.5		46/38	62/54	134/118/102	159/151
	11ac(20 MHz)	6.5		48/44/36	64/60/52	140/116/100	165/157/149
	11ac(40 MHz)	13.5		46/38	62/54	134/118/102	159/151
	11ac(80 MHz)	29.3		42	58	122/106	155
6 dB bandwidth	11a	6	BPSK	N/A	N/A	N/A	165/157/149
	11n(20 MHz)	6.5		N/A	N/A	N/A	165/157/149
	11n(40 MHz)	13.5		N/A	N/A	N/A	159/151
	11ac(20 MHz)	6.5		N/A	N/A	N/A	165/157/149
	11ac(40 MHz)	13.5		N/A	N/A	N/A	159/151
	11ac(80 MHz)	29.3		N/A	N/A	N/A	155
Power Spectral Density	11a	6	BPSK	48/44/36	64/60/52	140/116/100	165/157/149
	11n(20 MHz)	6.5		48/44/36	64/60/52	140/116/100	165/157/149
	11n(40 MHz)	13.5		46/38	62/54	134/118/102	159/151
	11ac(20 MHz)	6.5		48/44/36	64/60/52	140/116/100	165/157/149
	11ac(40 MHz)	13.5		46/38	62/54	134/118/102	159/151
	11ac(80 MHz)	29.3		42	58	122/106	155
Radiated Spurious Emissions	11a	6	BPSK	48/44/36	64/60/52	140/116/100	165/157/149
	11n(20 MHz)	6.5		48/44/36	64/60/52	140/116/100	165/157/149
	11n(40 MHz)	13.5		46/38	62/54	134/118/102	159/151
	11ac(20 MHz)	6.5		48/44/36	64/60/52	140/116/100	165/157/149
	11ac(40 MHz)	13.5		46/38	62/54	134/118/102	159/151
	11ac(80 MHz)	29.3		42	58	122/106	155
Band Edge (Restricted -band)	11a	6	BPSK	48/36	64/52	140/100	165/149
	11n(20 MHz)	6.5		48/36	64/52	140/100	165/149
	11n(40 MHz)	13.5		46/38	62/54	134/102	159/151
	11ac(20 MHz)	6.5		48/36	64/52	140/100	165/149
	11ac(40 MHz)	13.5		46/38	62/54	134/102	159/151
	11ac(80 MHz)	29.3		42	58	122/106	155

3 SUMMARY OF TEST RESULTS

3.1 Test Standards

No.	Identity	Document Title
1	47 CFR Part 15 Subpart E (10-1-16 Edition)	Unlicensed National Information Infrastructure Devices
2	KDB Publication 789033 D02v02r01	Guidelines for Compliance Testing of Unlicensed National Information Infrastructure (U-NII) Devices Part 15, Subpart E
3	RSS-Gen (Issue 5, Mar. 2019)	General Requirements for Compliance of Radio Apparatus
4	RSS-247 (Issue 2, February 2017)	Digital Transmission Systems (DTSs), Frequency Hopping Systems(FHSs) and Licence-Exemp Local Area Network (LE-LAN) Devices
5	ANSI C63.10-2013	American National Standard for Testing Unlicensed Wireless Devices

3.2 Verdict

No.	Description	FCC Part No.	RSS Part No.	Test Result	Verdict
1	Antenna Requirement	15.203	RSS-247, 6.2	--	Pass[Note1]
2	RF Output Power	15.407(a)	RSS-247, 6.2	ANNEX A.1	Pass
3	Emission Bandwidth & 99% Occupied Bandwidth	15.407(a)	RSS-247, 6.2	ANNEX A.2	Pass
4	6 dB bandwidth	15.407(e)	RSS-247, 6.2	ANNEX A.3	Pass
5	Power Spectral Density	15.407(a)	RSS-247, 6.2	ANNEX A.4	Pass
6	Conducted Emission	15.207	RSS-GEN, 8.8	ANNEX A.5	Pass
7	Radiated Spurious Emissions and Band Edge (Restricted-band)	15.407(b)	RSS-247, 6.2	ANNEX A.6	Pass
8	Receiver Spurious Emissions	--	RSS-Gen, 7.1.2	--	N/A[Note2]

Note [1]: The EUT has a permanently and irreplaceable attached antenna, which complies with the requirement FCC 15.203.

Note [2]: Only radio communication receivers operating in stand-alone mode within the U-NII-30-960 MHz, as well as scanner receivers, are subject to Industry Canada requirements, so this test is not applicable.

Note [3]: Under all normal operating conditions specified in the user manual, frequency stability can keep radiation within the operating frequency band.

4 GENERAL TEST CONFIGURATIONS

4.1 Test Environments

During the measurement, the normal environmental conditions were within the listed ranges:

Relative Humidity	45% - 55%	
Atmospheric Pressure	100 kPa - 102 kPa	
Temperature	NT (Normal Temperature)	+22℃ to +25℃
Working Voltage of the EUT	NV (Normal Voltage)	10.8 V

4.2 Test Equipment List

Description	Manufacturer	Model	Serial No.	Cal. Date	Cal. Due
Spectrum Analyzer	ROHDE&SCHWARZ	FSV-30	103118	2020.06.08	2021.06.07
Switch Unit with OSP-B157	ROHDE&SCHWARZ	OSP120	101270	2020.06.08	2021.06.07
EMI Receiver	KEYSIGHT	N9038A	MY53220118	2020.06.09	2021.06.08
EMI Receiver	ROHDE&SCHWARZ	ESRP	101036	2020.06.09	2021.06.08
LISN	SCHWARZBECK	NSLK 8127	8127-687	2020.06.09	2021.06.08
Bluetooth Tester	ROHDE&SCHWARZ	CBT	101005	2020.06.08	2021.06.07
DC Power Supply	ROHDE&SCHWARZ	HMP2020	018141664	2020.06.08	2021.06.07
Power Splitter	KMW	DCPD-LDC	1305003215	--	--
Power Sensor	ROHDE&SCHWARZ	NRP-Z21	103971	2020.06.08	2021.06.07
Attenuator (20 dB)	KMW	ZA-S1-201	110617091	--	--
Attenuator (6 dB)	KMW	ZA-S1-61	1305003189	--	--
Temperature Chamber	AHK	SP20	1412	2020.06.10	2021.06.09
Test Antenna-Loop(9 kHz-30 MHz)	SCHWARZBECK	FMZB 1519	1519-037	2019.10.29	2021.10.28
Test Antenna-Bi-Log(30 MHz-3 GHz)	SCHWARZBECK	VULB 9163	9163-624	2019.07.02	2021.07.01
Test Antenna-Horn(1-18 GHz)	SCHWARZBECK	BBHA 9120D	9120D-1917	2019.07.02	2021.07.01
Test Antenna-Horn (18-40 GHz)	A-INFO	LB-180400KF	J211060273	2017.01.06	2022.01.05
Anechoic Chamber	RAINFORD	9m*6m*6m	N/A	2017.02.21	2022.02.20
Anechoic Chamber	EMC Electronic Co., Ltd	20.10*11.60*7.35m	N/A	2018.08.08	2021.08.07
Shielded Enclosure	ChangNing	CN-130701	130703	--	--
Signal Generator	ROHDE&SCHWARZ	SMB100A	177746	2020.06.08	2021.06.07
Power Amplifier	OPHIR RF	5225F	1037	2021.02.18	2022.02.17
Power Amplifier	OPHIR RF	5273F	1016	2021.02.18	2022.12.17
Directional Coupler	Werlantone	C5982-10	109275	N/A	N/A
Directional Coupler	Werlantone	CHP-273E	S00801z-01	N/A	N/A
Sound Level Meter	B&K	NL-20	00844023	2020.10.23	2021.10.22
Ear Simulator	B&K	4192-L-001	3038758	2021.01.15	2022.01.14
Audio analyzer	B&K	UPL 16	100129	2021.02.26	2022.02.25

4.3 Measurement Uncertainty

The following measurement uncertainty levels have been estimated for tests performed on the EUT as specified in CISPR 16-4-2.

This uncertainty represents an expanded uncertainty expressed at approximately the 95% confidence level using a coverage factor of k=2.

Measurement	Value
Occupied Channel Bandwidth	±4%
RF output power, conducted	±1.4 dB
Power Spectral Density, conducted	±2.5 dB
Unwanted Emissions, conducted	±2.8 dB
All emissions, radiated	±5.4 dB
Temperature	±1°C
Humidity	±4%

4.4 Description of Test Setup

4.4.1 For Antenna Port Test

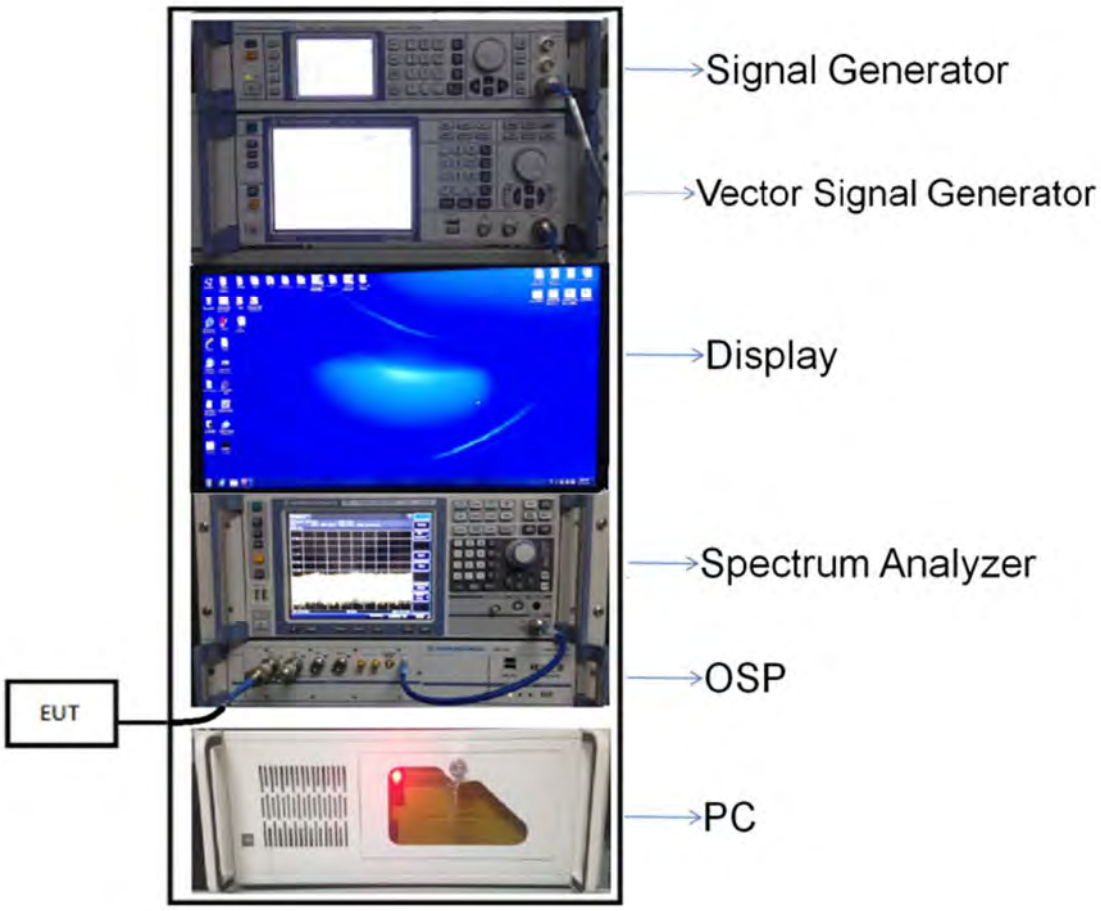

(Diagram 1)

4.4.2 For AC Power Supply Port Test

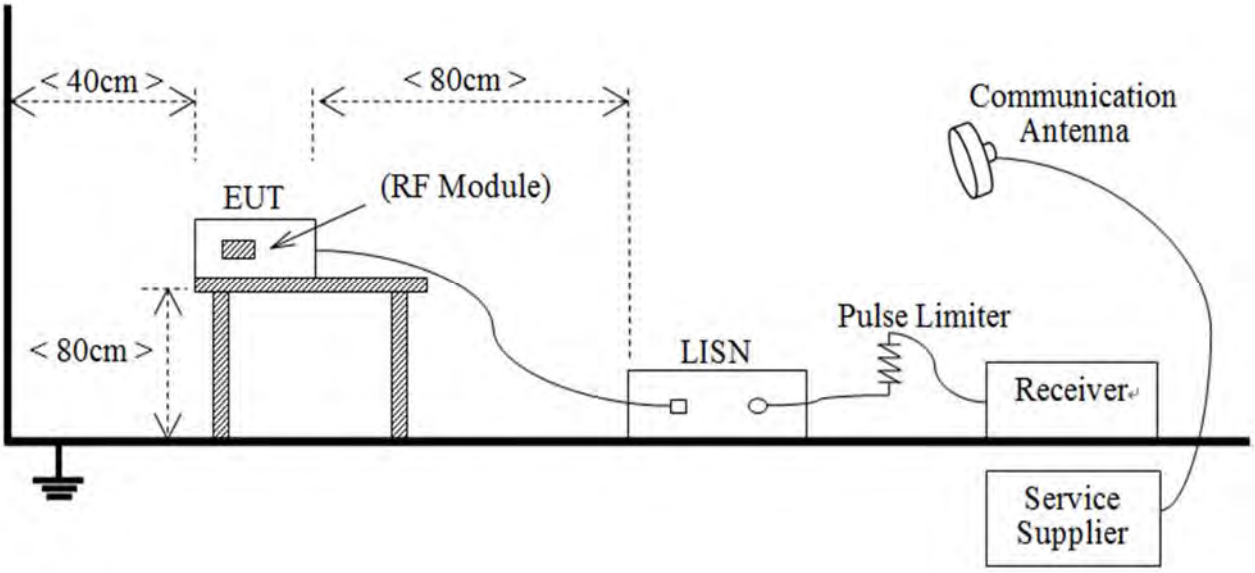

(Diagram 2)

4.4.3 For Radiated Test (Below 30 MHz)

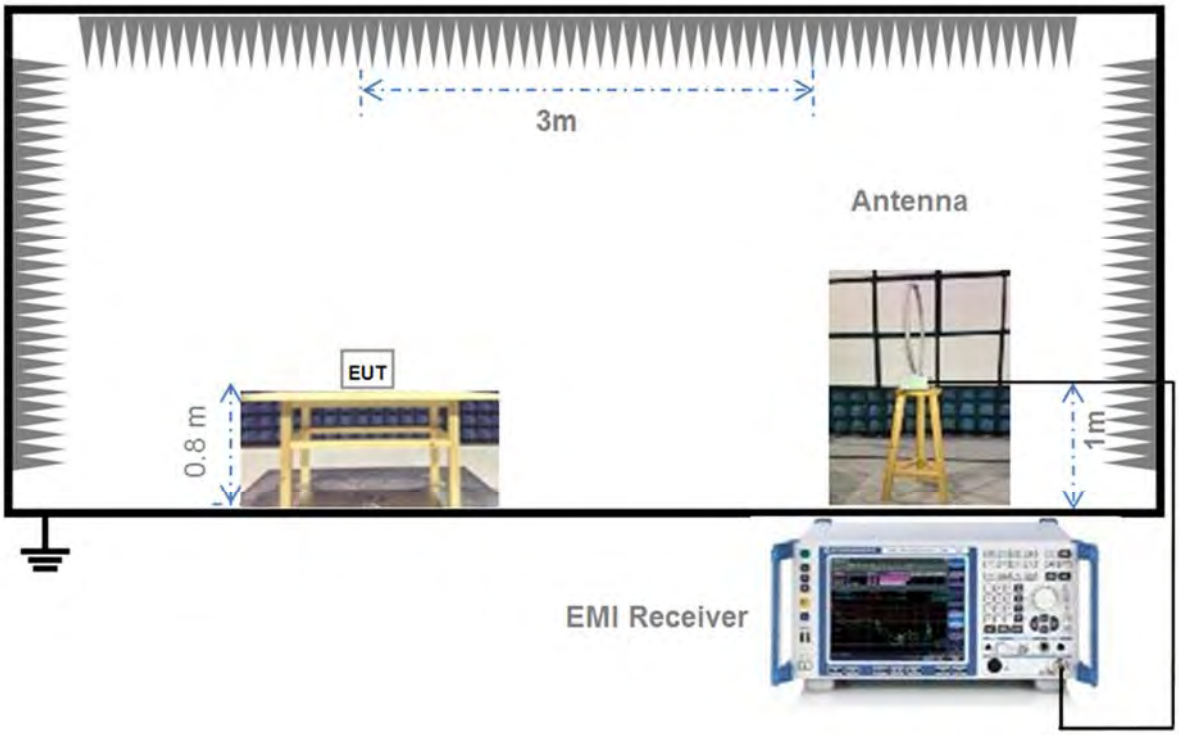

(Diagram 3)

4.4.4 For Radiated Test (30 MHz-1 GHz)

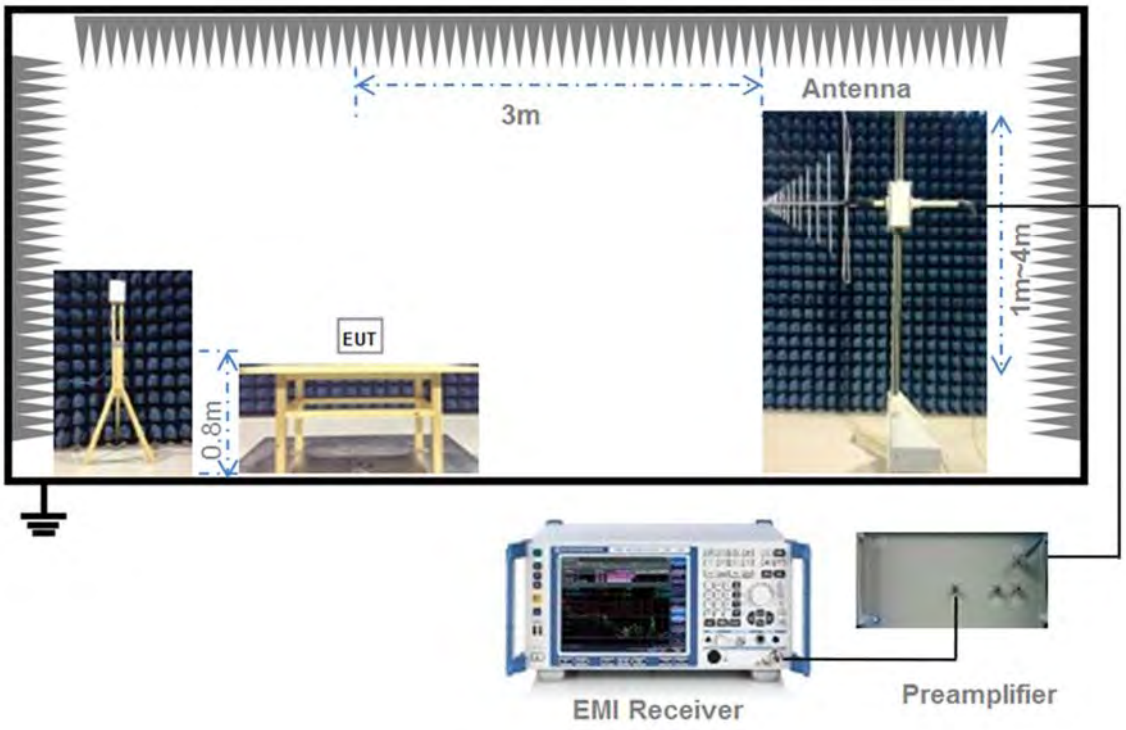

(Diagram 4)

4.4.5 For Radiated Test (Above 1 GHz)

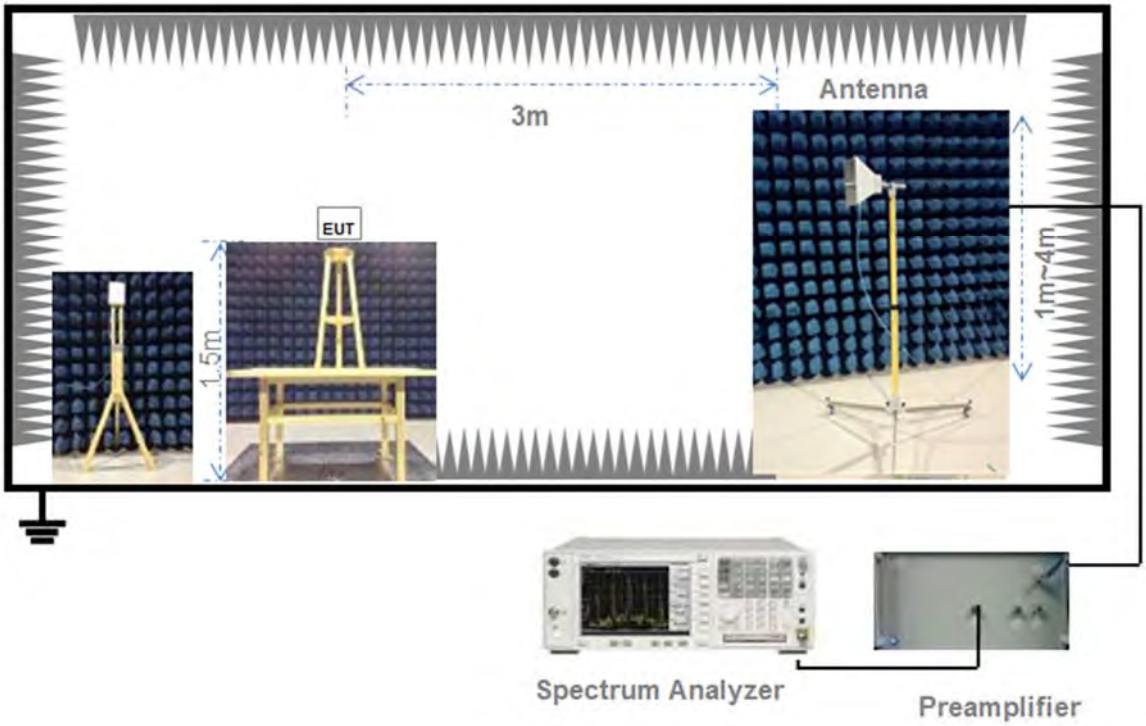

(Diagram 5)

5 TEST ITEMS

5.1 RF Output Power

5.1.1 Test Limit

FCC §15.407(a)

The maximum conducted output power should not exceed:

Frequency Band (MHz)	Limit
5150-5250	250 mW
5250-5350	250 mW or 11 dBm + 10log B, whichever is less.
5470-5725	250 mW or 11 dBm + 10log B, whichever is less.
5725-5850	1 W
Note: Where “B” is the 26 dB emissions bandwidth in MHz.	

RSS-247, 6.2

The maximum conducted output power shall not exceed:

Frequency Band (MHz)	Limit
5150-5250	N/A
5250-5350	250 mW or 11 dBm + 10log B, whichever is less.
5470-5725	250 mW or 11 dBm + 10log B, whichever is less.
5725-5850	1 W
Note: Where “B” is the 99% emissions bandwidth in MHz.	

The maximum e.i.r.p. shall not exceed:

Frequency Band (MHz)	Limit
5150-5250	200 mW or 10 dBm + 10log B, whichever is less.
5250-5350	1W or 17 dBm + 10log B, whichever is less.
5470-5725	1W or 17 dBm + 10log B, whichever is less.
5725-5850	N/A
Note: Where “B” is the 99% emissions bandwidth in MHz.	

5.1.2 Test Setup

The section 4.4.1 (Diagram 1) test setup description was used for this test. The photo of test setup please refer to ANNEX B.

5.1.3 Test Procedure

The maximum peak conducted output power may be measured using a broadband Average RF power meter. The power meter shall have a video bandwidth that is greater than or equal to the emission bandwidth and utilize a fast-responding diode detector.

The E.I.R.P used radiated test method. At a test site that has been validated using the procedures of ANSI C63.4 or the latest CISPR 16-1-4 for measurements above 1 GHz, so as to simulate a near free-space environment.

5.1.4 Test Result

Please refer to ANNEX A.1.

5.2 Emission Bandwidth and 6 dB Bandwidth

5.2.1 Limit

FCC §15.407(a), RSS-247, 6.2

Within the 5.725-5.85 GHz band, the minimum 6 dB bandwidth of U-NII devices shall be at least 500 kHz.

5.2.2 Test Setup

The test setup photo please refer to 4.4.1 (Diagram 1) test setup description was used for this test. The photo of test setup please refer to ANNEX B.

5.2.3 Test Procedure

Emission bandwidth

1. Set RBW = approximately 1% of the emission bandwidth.

2. Set VBW ≥ 3*RBW,

3. Detector = Peak.

4. Trace mode = Max hold.

5. Measure the maximum width of the emission that is 26 dB down from the peak of the emission.

Occupied Bandwidth

1. Set Span = 1.5 times to 5.0 times the OBW

2. Set RBW = 1% to 5% of the OBW.

3. Set VBW ≥ 3*RBW, Detector = Peak.

4. Trace mode = Max hold.

5. Use the 99% power bandwidth function of the instrument.

6 dB bandwidth

1. Set RBW = 100 kHz, VBW = 300 kHz.

2. Detector = Peak.Trace mode = Max hold.

3. Allow the trace to stabilize.

4. Measure the maximum width of the emission that is constrained by the frequencies associated with the two outermost amplitude points (upper and lower frequencies) that are attenuated by 6 dB relative to the maximum level measured in the fundamental emission.

5.2.4 Test Result

Please refer to ANNEX A.2 and ANNEX A.3.

5.3 Power Spectral density (PSD)

5.3.1 Limit

FCC §15.407(a)

The maximum power spectral density should not exceed:

Frequency Band (MHz)	Limit
5150-5250	11 dBm/MHz
5250-5350	11 dBm/MHz
5470-5725	11 dBm/MHz
5725-5850	30 dBm/500kHz

RSS-247, 6.2

The maximum power spectral density should not exceed:

Frequency Band (MHz)	Limit
5150-5250	N/A
5250-5350	11 dBm/MHz
5470-5725	11 dBm/MHz
5725-5850	30 dBm/500kHz

The e.i.r.p. spectral density should not exceed:

Frequency Band (MHz)	Limit
5150-5250	10 dBm/MHz
5250-5350	N/A
5470-5725	N/A
5725-5850	N/A

5.3.2 Test Setup

The section 4.4.1 (Diagram 1) test setup description was used for this test. The photo of test setup please refer to ANNEX B.

5.3.3 Test Procedure

Set the spectrum analyzer or EMI receiver span to view the entire emission bandwidth.

1. Set RBW = 510 kHz/1 MHz, VBW ≥ 3*RBW, Sweep time = Auto, Detector = RMS.
2. Allow the sweeps to continue until the trace stabilizes.
3. Use the peak marker function to determine the maximum amplitude level.
4. The E.I.R.P spectral density used radiated test method. At a test site that has been validated using the procedures of ANSI C63.4 or the latest CISPR 16-1-4 for measurements above 1 GHz, so as to simulate a near free-space environment.

5.3.4 Test Result

Please refer to ANNEX A.4.

5.4 Conducted Emission

5.4.1 Limit

FCC §15.207, RSS-GEN, 8.8

For an intentional radiator that is designed to be connected to the public utility (AC) power line, the radio frequency voltage that is conducted back onto the AC power line on any frequency within the U-NII-150 kHz to 30 MHz shall not exceed the limits in the following table, as measured using a 50µH/50Ω line impedance stabilization network (LISN).

Frequency range (MHz)	Conducted Limit (dBµV)	
	Quai-peak	Average
0.15 - 0.50	66 to 56	56 to 46
0.50 - 5	56	46
0.50 - 30	60	50

5.4.2 Test Setup

The section 4.4.2 (Diagram 2) test setup description was used for this test. The photo of test setup please refer to ANNEX B.

5.4.3 Test Procedure

The maximum conducted interference is searched using Peak (PK), if the emission levels more than the AV and QP limits, and that have narrow margins from the AV and QP limits will be re-measured with AV and QP detectors. Tests for both L phase and N phase lines of the power mains connected to the EUT are performed. Refer to recorded points and plots below.

5.4.4 Test Result

Please refer to ANNEX A.5.

5.5 Radiated Spurious Emissions and Band Edge (Restricted-band)

5.5.1 Limit

FCC §15.209 & 15.407(b), RSS-247, 6.2

Frequency (MHz)	Field Strength (μV/m)	Measurement Distance (m)
0.009 - 0.490	2400/F(kHz)	300
0.490 - 1.705	24000/F(kHz)	30
1.705 - 30.0	30	30
30 - 88	100	3
88 - 216	150	3
216 - 960	200	3
Above 960	500	3

Note [1]: The Limit for radiated test was performed according to FCC Part 15C
Note [2]: The tighter limit applies at the band edge.

Un-restricted band emissions	
Out Operating Band (MHz）	Limit
5150 - 5250	e.i.r.p. -27 dBm (68.2 dBuV/m@3m)
5250 - 5350	e.i.r.p. -27 dBm (68.2 dBuV/m@3m)
5470 - 5725	e.i.r.p. -27 dBm (68.2 dBuV/m@3m)
5725 - 5850	All emissions shall be limited to a level of -27 dBm/MHz at 75 MHz or more above or below the band edge increasing linearly to 10 dBm/MHz at 25 MHz above or below the band edge, and from 25 MHz above or below the band edge increasing linearly to a level of 15.6 dBm/MHz at 5 MHz above or below the band edge, and from 5 MHz above or below the band edge increasing linearly to a level of 27 dBm/MHz at the band edge. 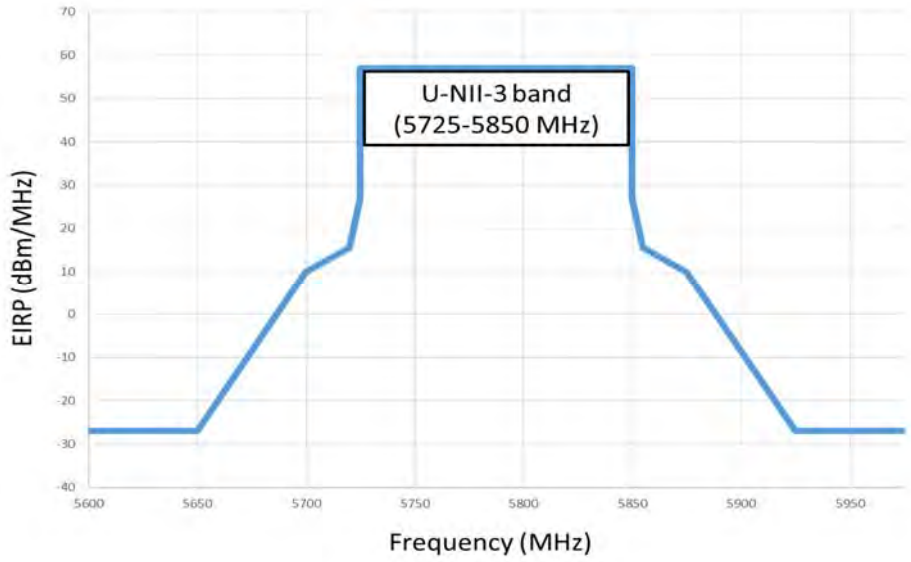

Note: The following formula is used to convert the equipment isotropic radiated power (eirp) to field strength.

5.5.2 Test Setup

The section 4.4.3-4.4.5 (Diagram 3 - Diagram 5) test setup description was used for this test. The photo of test setup please refer to ANNEX B.

5.5.3 Test Procedure

Since the emission limits are specified in terms of radiated field strength levels, measurements performed to demonstrate compliance have traditionally relied on a radiated test configuration. Radiated measurements remain the principal method for demonstrating compliance to the specified limits; however antenna-port conducted measurements are also now acceptable to demonstrate compliance (see below for details). When radiated measurements are utilized, test site requirements and procedures for maximizing and measuring radiated emissions that are described in ANSI C63.10 shall be followed.

Antenna-port conducted measurements may also be used as an alternative to radiated measurements for demonstrating compliance in the restricted frequency bands. If conducted measurements are performed, then proper impedance matching must be ensured and an additional radiated test for cabinet/case spurious emissions is required.

General Procedure for conducted measurements in restricted bands

a) Measure the conducted output power (in dBm) using the detector specified (see guidance regarding measurement procedures for determining quasi-peak, peak, and average conducted output power, respectively).

b) Add the maximum transmit antenna gain (in dBi) to the measured output power level to determine the EIRP level (see guidance on determining the applicable antenna gain)

c) Add the appropriate maximum ground reflection factor to the EIRP level (6 dB for frequencies ≤ 30 MHz, 4.7 dB for frequencies between 30 MHz and 1000 MHz, inclusive and 0 dB for frequencies > 1000 MHz).

d) For devices with multiple antenna-ports, measure the power of each individual chain and sum the EIRP of all chains in linear terms (e.g., Watts, mW).

e) Convert the resultant EIRP level to an equivalent electric field strength using the following relationship:

$E = EIRP – 20\log D + 104.8$

where:

E = electric field strength in dBμV/m,

EIRP = equivalent isotropic radiated power in dBm

D = specified measurement distance in meters.

f) Compare the resultant electric field strength level to the applicable limit.

g) Perform radiated spurious emission test.

Quasi-Peak measurement procedure

The specifications for measurements using the CISPR quasi-peak detector can be found in Publication 16 of the International Special Committee on Radio Frequency Interference (CISPR) of the International Electrotechnical Commission.

As an alternative to CISPR quasi-peak measurement, compliance can be demonstrated to the applicable emission limits using a peak detector.

Peak power measurement procedure

Peak emission levels are measured by setting the instrument as follows:

a) RBW = as specified in Table 1.

b) VBW ≥ 3 x RBW.

c) Detector = Peak.

d) Sweep time = auto.

e) Trace mode = max hold.

f) Allow sweeps to continue until the trace stabilizes. (Note that the required measurement time may be longer for low duty cycle applications).

Table 1—RBW as a function of frequency

Frequency	RBW
9-150 kHz	200-300 Hz
0.15-30 MHz	9-10 kHz
30-1000 MHz	100-120 kHz
> 1000 MHz	1 MHz

If the peak-detected amplitude can be shown to comply with the average limit, then it is not necessary to perform a separate average measurement.

Trace averaging across on and off times of the EUT transmissions followed by duty cycle correction

If continuous transmission of the EUT (i.e., duty cycle ≥ 98 percent) cannot be achieved and the duty cycle is constant (i.e., duty cycle variations are less than ± 2 percent), then the following procedure shall be used:

a) The EUT shall be configured to operate at the maximum achievable duty cycle.

b) Measure the duty cycle, x, of the transmitter output signal as described in section 6.0.

c) RBW = 1 MHz (unless otherwise specified).

d) VBW ≥ 3 x RBW.

e) Detector = RMS, if span/(# of points in sweep) ≤ (RBW/2). Satisfying this condition may require increasing the number of points in the sweep or reducing the span. If this condition cannot be satisfied, then the detector mode shall be set to peak.

f) Averaging type = power (i.e., RMS).

1) As an alternative, the detector and averaging type may be set for linear voltage averaging.

2) Some instruments require linear display mode in order to use linear voltage averaging. Log or dB averaging shall not be used.

g) Sweep time = auto.

h) Perform a trace average of at least 100 traces.

i) A correction factor shall be added to the measurement results prior to comparing to the emission limit in order to compute the emission level that would have been measured had the test been performed at 100 percent duty cycle. The correction factor is computed as follows:

1) If power averaging (RMS) mode was used in step f), then the applicable correction factor is 10 log(1/x), where x is the duty cycle.

2) If linear voltage averaging mode was used in step f), then the applicable correction factor is 20 log(1/x), where x is the duty cycle.

3) If a specific emission is demonstrated to be continuous (≥ 98 percent duty cycle) rather than turning on and off with the transmit cycle, then no duty cycle correction is required for that emission.

NOTE: Reduction of the measured emission amplitude levels to account for operational duty factor is not permitted. Compliance is based on emission levels occurring during transmission - not on an average across on and off times of the transmitter.

Determining the applicable transmit antenna gain

A conducted power measurement will determine the maximum output power associated with a restricted band emission; however, in order to determine the associated EIRP level, the gain of the transmitting antenna (in dBi) must be added to the measured output power (in dBm).

Since the out-of-band characteristics of the EUT transmit antenna will often be unknown, the use of a conservative antenna gain value is necessary. Thus, when determining the EIRP based on the measured conducted power, the upper bound on antenna gain for a device with a single RF output shall be selected as the maximum in-band gain of the antenna across all operating bands, or 2 dBi, whichever is greater. However, for devices that operate in multiple frequency bands while using the same transmit antenna, the highest gain of the antenna within the operating band nearest in frequency to the restricted band emission being measured may be used in lieu of the overall highest gain when the emission is at a frequency that is within 20 percent of the nearest band edge frequency, but in no case shall a value less than 2 dBi be used.

See KDB 662911 for guidance on calculating the additional array gain term when determining the effective antenna gain for a EUT with multiple outputs occupying the same or overlapping frequency ranges in the same band.

Radiated spurious emission test

An additional consideration when performing conducted measurements of restricted band emissions is that unwanted emissions radiating from the EUT cabinet, control circuits, power leads, or intermediate circuit elements will likely go undetected in a conducted measurement configuration. To address this concern, a radiated test shall be performed to ensure that emissions emanating from the EUT cabinet (rather than the antenna port) also comply with the applicable limits.

For these cabinet radiated spurious emission measurements the EUT transmit antenna may be replaced with a termination matching the nominal impedance of the antenna. Procedures for performing radiated measurements are specified in ANSI C63.10. All detected emissions shall comply with the applicable limits.

The measurement frequency range is from 30 MHz to the 10th harmonic of the fundamental frequency. The Turn Table is actuated to turn from 0° to 360°, and both horizontal and vertical polarizations of the Test Antenna are used to find the maximum radiated power. Mid channels on all channel bandwidth verified. Only the worst RB size/offset presented.

The power of the EUT transmitting frequency should be ignored.

All Spurious Emission tests were performed in X, Y, Z axis direction. And only the worst axis test condition was recorded in this test report.

Use the following spectrum analyzer settings:

Span = wide enough to fully capture the emission being measured
RBW = 1 MHz for f ≥ 1 GHz, 100 kHz for f < 1 GHz
VBW ≥ RBW
Sweep = auto
Detector function = peak
Trace = max hold

5.5.4 Test Result

Please refer to ANNEX A.6.

ANNEX A TEST RESULT

A.1 RF Output Power

Note [1]: For FCC standard, if transmitting antennas of directional gain greater than 6 dBi are used, all band maximum conducted output power shall be reduced by the amount in dB that the directional gain of the antenna exceeds 6 dBi.

Note [2]: For IC standard, the U-NII-3 (5725 - 5850 MHz) maximum conducted output power shall be reduced by the amount in dB that the directional gain of the antenna exceeds 6 dBi.

Test Data

Conducted Power

U-NII-1 (5150 - 5250 MHz)					
Mode	Channel	Conducted Power (dBm)	Conducted Power (mW)	FCC Limit (mW)	Verdict
11a	CH36	16.11	40.83	250	Pass
11a	CH44	17.14	69.66	250	Pass
11a	CH48	16.40	43.65	250	Pass
11n (HT20)	CH36	15.46	35.16	250	Pass
11n (HT20)	CH44	17.35	68.39	250	Pass
11n (HT20)	CH48	17.32	53.95	250	Pass
11n (HT40)	CH38	11.74	14.93	250	Pass
11n (HT40)	CH46	16.33	42.95	250	Pass
11ac (VHT20)	CH36	15.98	39.63	250	Pass
11ac (VHT20)	CH44	**17.90**	77.62	250	Pass
11ac (VHT20)	CH48	17.67	58.48	250	Pass
11ac (VHT40)	CH38	12.28	16.90	250	Pass
11ac (VHT40)	CH46	16.23	41.98	250	Pass
11ac (VHT80)	CH42	12.27	16.87	250	Pass

U-NII-2A (5250 - 5350 MHz)					
Note [8]: Transmitting antennas of directional gain in U-NII-2C (5470 MHz to 5725 MHz) is 5.0 dBi Formulas: Directional gain = GANT + Array Gain, *Array Gain* = 0. Note [9]: The limit is 250 mW or 11 dBm + 10log B, whichever is less. In IC Standard, Where “B” is the 99% emissions bandwidth in MHz. In FCC Standard, Where “B” is the 26dB emissions bandwidth in MHz. (Please refer to the section A.2).					
Mode	Channel	Conducted Power (dBm)	Conducted Power (mW)	FCC Limit (mW)	Verdict
11a	CH52	18.46	70.15	250	Pass
11a	CH60	17.79	60.12	250	Pass
11a	CH64	18.07	64.12	250	Pass
11n (HT20)	CH52	17.87	61.24	250	Pass
11n (HT20)	CH60	17.90	61.66	250	Pass
11n (HT20)	CH64	16.98	49.89	250	Pass
11n (HT40)	CH54	17.95	62.37	250	Pass
11n (HT40)	CH62	12.58	18.11	250	Pass
11ac (VHT20)	CH52	18.14	65.16	250	Pass
11ac (VHT20)	CH60	17.18	52.24	250	Pass

11ac (HVT20)	CH64	17.52	56.49	250	Pass
11ac (VHT40)	CH54	**18.72**	74.47	250	Pass
11ac (VHT40)	CH62	13.14	20.61	250	Pass
11ac (VHT80)	CH58	11.53	14.22	250	Pass

U-NII-2C (5470 - 5725 MHz)					
Note [8]: Transmitting antennas of directional gain in U-NII-2C (5470 MHz to 5725 MHz) is 5.0 dBi Formulas: Directional gain = GANT + Array Gain, *Array Gain* = 0. Note [9]: The limit is 250 mW or 11 dBm + 10log B, whichever is less. In IC Standard, Where “B” is the 99% emissions bandwidth in MHz. In FCC Standard, Where “B” is the 26dB emissions bandwidth in MHz. (Please refer to the section A.2).					
Mode	Channel	Conducted Power (dBm)	Conducted Power (mW)	FCC Limit (mW)	Verdict
11a	CH100	16.57	45.39	250	Pass
11a	CH116	**19.33**	85.70	250	Pass
11a	CH140	16.87	48.64	250	Pass
11n (HT20)	CH100	17.64	58.08	250	Pass
11n (HT20)	CH116	18.63	72.95	250	Pass
11n (HT20)	CH140	14.85	30.55	250	Pass
11n (HT40)	CH102	13.32	21.48	250	Pass
11n (HT40)	CH118	16.19	41.59	250	Pass
11n (HT40)	CH134	16.19	41.59	250	Pass
11ac (VHT20)	CH100	17.47	55.85	250	Pass
11ac (VHT20)	CH116	18.64	73.11	250	Pass
11ac (VHT20)	CH140	14.59	28.77	250	Pass
11ac (VHT40)	CH102	13.73	23.60	250	Pass
11ac (VHT40)	CH118	15.93	39.17	250	Pass
11ac (VHT40)	CH134	15.64	36.64	250	Pass
11ac (VHT80)	CH106	12.56	18.03	250	Pass
11ac (VHT80)	CH122	18.12	64.86	250	Pass

U-NII-3 (5725 - 5850 MHz)					
Note [10]: Transmitting antennas of directional gain in U-NII-3 (5725 MHz to 5850 MHz) is 5.0 dBi Formulas: Directional gain = GANT + Array Gain, *Array Gain* = 0.					
Mode	Channel	Conducted Power (dBm)	Conducted Power (mW)	FCC Limit (mW)	Verdict
11a	CH144	18.08	64.27	1000	Pass
11a	CH149	17.93	62.09	1000	Pass
11a	CH157	17.19	52.36	1000	Pass
11n (HT20)	CH144	17.38	54.70	1000	Pass
11n (HT20)	CH149	18.06	63.97	1000	Pass
11n (HT20)	CH157	17.16	52.00	1000	Pass
11n (HT40)	CH142	17.59	57.41	1000	Pass
11n (HT40)	CH151	17.31	53.83	1000	Pass
11ac (VHT20)	CH144	17.07	50.93	1000	Pass
11ac (VHT20)	CH149	17.34	54.20	1000	Pass
11ac (VHT20)	CH157	17.42	55.21	1000	Pass
11ac (VHT40)	CH142	17.23	52.84	1000	Pass
11ac (VHT40)	CH151	17.05	50.70	1000	Pass
11ac (VHT80)	CH138	16.76	47.42	1000	Pass

EIRP Power

U-NII-1 (5150 - 5250 MHz)								
Note [11]: The limit is 200 mW or 10 dBm + 10log B, whichever is less. Where “B” is the 99% emissions bandwidth in MHz (Please refer to the section A.2).								
Mode	Channel	Frequency (MHz)	EIRP Power (dBm)	EIRP Power Total (mW)	99% EBW (MHz)	10 dBm + 10log B (mW)	IC Limit (mW)	Verdict
11a	CH36	5180	21.11	129.12	16.42	164	164	Pass
11a	CH44	5220	22.14	163.68	16.38	164	164	Pass
11a	CH48	5240	21.4	138.04	16.40	164	164	Pass
11n (HT20)	CH36	5180	20.46	111.17	17.47	175	175	Pass
11n (HT20)	CH44	5220	22.35	171.79	17.52	175	175	Pass
11n (HT20)	CH48	5240	22.32	170.61	17.48	175	175	Pass
11n (HT40)	CH38	5190	16.74	47.21	36.41	364	200	Pass
11n (HT40)	CH46	5230	21.33	135.83	36.40	364	200	Pass
11ac (HT80)	CH42	5210	17.27	53.33	75.64	756	200	Pass

U-NII-2A (5250 - 5350 MHz)								
Note [12]: The limit is 1W or 17 dBm + 10log B, whichever is less. Where “B” is the 99% emissions bandwidth in MHz (Please refer to the section A.2).								
Mode	Channel	Frequency (MHz)	EIRP Power (dBm)	EIRP Power Total (mW)	99% EBW (MHz)	17 dBm + 10log B (mW)	IC Limit (mW)	Verdict
11a	CH52	5260	23.46	221.82	16.37	820	820	Pass
11a	CH60	5300	22.79	190.11	16.31	817	817	Pass
11a	CH64	5320	23.07	202.77	16.36	820	820	Pass
11n (HT20)	CH52	5260	22.87	193.64	17.5	877	877	Pass
11n (HT20)	CH60	5300	22.90	194.98	17.46	875	875	Pass
11n (HT20)	CH64	5320	21.98	157.76	17.49	877	877	Pass
11n (HT40)	CH54	5270	22.95	197.24	36.43	1826	1000	Pass
11n (HT40)	CH62	5310	17.58	57.28	36.42	1825	1000	Pass
11ac (HT80)	CH58	5290	16.53	44.98	75.83	3801	1000	Pass

U-NII-2C (5470 - 5725 MHz)								
Note [13]: The limit is 1W or 17 dBm + 10log B, whichever is less. Where “B” is the 99% emissions bandwidth in MHz (Please refer to the section A.2)								
Mode	Channel	Frequency (MHz)	EIRP Power (dBm)	EIRP Power Total (mW)	99% EBW (MHz)	17 dBm + 10log B (mW)	IC Limit (mW)	Verdict
11a	CH100	5500	21.57	143.55	16.33	818	818	Pass
11a	CH116	5580	24.33	271.02	16.29	816	816	Pass
11a	CH140	5700	21.87	153.82	16.37	820	820	Pass
11n (HT20)	CH100	5500	22.64	183.65	17.68	886	886	Pass
11n (HT20)	CH116	5580	23.63	230.67	17.69	887	887	Pass
11n (HT20)	CH140	5700	19.85	96.61	17.51	878	878	Pass
11n (HT40)	CH102	5510	18.32	67.92	36.52	1830	1000	Pass
11n (HT40)	CH134	5670	21.19	131.52	36.63	1836	1000	Pass
11ac (HT80)	CH106	5530	21.19	131.52	75.67	3792	1000	Pass
11ac (HT80)	CH122	5610	17.56	57.02	75.77	3797	1000	Pass

A.2 Emission Bandwidth & 99% Bandwidth

Note: Test plots please refer to the document “Annex No.: BL-EC2030005-602 Data Part 1.pdf”.

Test Data

U-NII-1 (5150 - 5250 MHz)			
Mode	Channel	26 dB Bandwidth (MHz)	99% Bandwidth (MHz)
11a	CH36	19.80	16.42
11a	CH44	19.83	16.38
11a	CH48	19.77	16.40
11n (HT20)	CH36	20.13	17.47
11n (HT20)	CH44	20.11	17.52
11n (HT20)	CH48	19.96	17.48
11n (HT40)	CH38	45.54	36.41
11n (HT40)	CH46	42.99	36.4
11ac (VHT20)	CH36	20.19	17.49
11ac (VHT20)	CH44	20.07	17.48
11ac (VHT20)	CH48	19.96	17.44
11ac (VHT40)	CH38	40.95	36.31
11ac (VHT40)	CH46	41.55	36.33
11ac (VHT80)	CH42	81.04	75.64

U-NII-2A (5250 - 5350 MHz)			
Mode	Channel	26 dB Bandwidth (MHz)	99% Bandwidth (MHz)
11a	CH52	19.63	16.37
11a	CH60	19.49	16.31
11a	CH64	19.89	16.36
11n (HT20)	CH52	20.07	17.50
11n (HT20)	CH60	19.99	17.46
11n (HT20)	CH64	19.98	17.49
11n (HT40)	CH54	44.87	36.43
11n (HT40)	CH62	41.57	36.42
11ac (VHT20)	CH52	20.04	17.47
11ac (VHT20)	CH60	19.98	17.42
11ac (VHT20)	CH64	20.16	17.48
11ac (VHT40)	CH54	45.01	36.42
11ac (VHT40)	CH62	41.22	36.35
11ac (VHT80)	CH58	81.42	75.83

U-NII-2C (5470 - 5725 MHz)			
Mode	Channel	26 dB Bandwidth (MHz)	99% Bandwidth (MHz)
11a	CH100	19.54	16.33
11a	CH116	19.45	16.29
11a	CH140	19.82	16.37
11n (HT20)	CH100	25.31	17.68
11n (HT20)	CH116	25.88	17.69
11n (HT20)	CH140	20.39	17.51
11n (HT40)	CH102	49.38	36.52
11n (HT40)	CH118	52.67	36.63
11n (HT40)	CH134	40.72	36.25
11ac (VHT20)	CH100	20.06	17.46
11ac (VHT20)	CH116	20.17	17.45
11ac (VHT20)	CH140	20.07	17.47
11ac (VHT40)	CH102	41.25	36.39
11ac (VHT40)	CH118	40.96	36.29
11ac (VHT40)	CH134	40.79	36.25
11ac (VHT80)	CH106	80.81	75.67
11ac (VHT80)	CH122	81.21	75.77

U-NII-3 (5725 - 5850 MHz)			
Mode	Channel	26 dB Bandwidth (MHz)	99% Bandwidth (MHz)
11a	CH149	19.75	16.35
11a	CH157	19.64	16.31
11a	CH165	19.70	16.39
11n (HT20)	CH149	20.07	17.46
11n (HT20)	CH157	20.01	17.43
11n (HT20)	CH165	20.16	17.52
11n (HT40)	CH151	41.27	36.33
11n (HT40)	CH159	41.17	36.37
11ac (VHT20)	CH149	19.95	17.46
11ac (VHT20)	CH157	19.8	17.41
11ac (VHT20)	CH165	20.07	17.51
11ac (VHT40)	CH151	41.98	36.31
11ac (VHT40)	CH159	41.44	36.30
11ac (VHT80)	CH155	81.53	75.84

A.3 6 dB Bandwidth

Note: Test plots please refer to the document “Annex No.: BL-EC2030005-602 Data Part 2.pdf”.

U-NII-3 (5725 - 5850 MHz)				
Mode	Channel	6 dB Bandwidth (MHz)	Limit (kHz)	Verdict
11a	CH149	14.57	500.00	Pass
11a	CH157	14.42	500.00	Pass
11a	CH165	14.92	500.00	Pass
11n (HT20)	CH149	13.87	500.00	Pass
11n (HT20)	CH157	13.62	500.00	Pass
11n (HT20)	CH165	16.37	500.00	Pass
11n (HT40)	CH151	35.77	500.00	Pass
11n (HT40)	CH159	36.42	500.00	Pass
11ac (VHT20)	CH149	13.57	500.00	Pass
11ac (VHT20)	CH157	13.97	500.00	Pass
11ac (VHT20)	CH165	16.12	500.00	Pass
11ac (VHT40)	CH151	35.87	500.00	Pass
11ac (VHT40)	CH159	36.12	500.00	Pass
11ac (VHT80)	CH155	75.07	500.00	Pass

A.4 Power Spectral Density

Note: Test plots please refer to the document “Annex No.: BL-EC2030005-602 Data Part 3.pdf”.

Test Data

Note [1]: The RBW used in U-NII-3 is 1 MHz, and the PSD factor is: 10*log (500 kHz/RBW) =-3 dBm.

U-NII-1 (5150 - 5250 MHz)				
Note [1]: Transmitting antennas of directional gain in U-NII-1(5150 MHz to 5250 MHz) is 5 dBi				
Mode	Channel	PSD (dBm/MHz)	Limit (dBm/MHz)	Verdict
11a	CH36	3.82	11.00	Pass
11a	CH44	4.62	11.00	Pass
11a	CH48	4.54	11.00	Pass
11n (HT20)	CH36	3.73	11.00	Pass
11n (HT20)	CH44	4.79	11.00	Pass
11n (HT20)	CH48	4.79	11.00	Pass
11n (HT40)	CH38	-1.60	11.00	Pass
11n (HT40)	CH46	2.10	11.00	Pass
11ac (VHT20)	CH36	3.76	11.00	Pass
11ac (VHT20)	CH44	4.45	11.00	Pass
11ac (VHT20)	CH48	4.01	11.00	Pass
11ac (VHT40)	CH38	-1.57	11.00	Pass
11ac (VHT40)	CH46	1.60	11.00	Pass
11ac (VHT80)	CH42	-4.86	11.00	Pass

U-NII-2A (5250 - 5350 MHz)				
Note [3]: Transmitting antennas of directional gain in U-NII-2A(5250 MHz to 5350 MHz) is 5 dBi				
Mode	Channel	PSD (dBm/MHz)	Limit (dBm/MHz)	Verdict
11a	CH52	5.77	11.00	Pass
11a	CH60	6.01	11.00	Pass
11a	CH64	5.18	11.00	Pass
11n (HT20)	CH52	5.72	11.00	Pass
11n (HT20)	CH60	5.55	11.00	Pass
11n (HT20)	CH64	4.52	11.00	Pass
11n (HT40)	CH54	3.23	11.00	Pass
11n (HT40)	CH62	0.08	11.00	Pass
11ac (VHT20)	CH52	5.68	11.00	Pass
11ac (VHT20)	CH60	5.63	11.00	Pass
11ac (VHT20)	CH64	4.62	11.00	Pass
11ac (VHT40)	CH54	3.35	11.00	Pass
11ac (VHT40)	CH62	0.00	11.00	Pass
11ac (VHT80)	CH58	-4.00	11.00	Pass

U-NII-2C (5470 - 5725 MHz)				
Note [5]: Transmitting antennas of directional gain in U-NII-2C (5470 MHz to 5725 MHz) is 5 dBi Formulas: Directional gain = G_{ANT} + Array Gain, *Array Gain* = 0. Note [6]: The total PSD method used the sum spectra maxima across the outputs.				
Mode	Channel	PSD (dBm/MHz)	Limit (dBm/MHz)	Verdict
11a	CH100	5.54	11.00	Pass
11a	CH116	6.40	11.00	Pass
11a	CH140	5.24	11.00	Pass
11n (HT20)	CH100	5.80	11.00	Pass
11n (HT20)	CH116	6.21	11.00	Pass
11n (HT20)	CH140	3.93	11.00	Pass
11n (HT40)	CH102	0.62	11.00	Pass
11n (HT40)	CH118	1.16	11.00	Pass
11n (HT40)	CH134	1.12	11.00	Pass
11ac (VHT20)	CH100	5.92	11.00	Pass
11ac (VHT20)	CH116	6.18	11.00	Pass
11ac (VHT20)	CH140	3.83	11.00	Pass
11ac (VHT40)	CH102	-0.38	11.00	Pass
11ac (VHT40)	CH118	1.35	11.00	Pass
11ac (VHT40)	CH134	1.08	11.00	Pass
11ac (VHT80)	CH106	-4.28	11.00	Pass
11ac (VHT80)	CH122	-1.65	11.00	Pass

U-NII-3 (5725 - 5850 MHz)				
Note [7]: Transmitting antennas of directional gain in U-NII-3 (5725 MHz to 5850 MHz) is 5 dBi Formulas: Directional gain = G_{ANT} + Array Gain, *Array Gain* = 0. Note [8]: The total PSD method used the sum spectra maxima across the outputs.				
Mode	Channel	PSD (dBm/500kHz)	Limit (dBm/500kHz)	Verdict
11a	CH149	3.01	30.00	Pass
11a	CH157	1.41	30.00	Pass
11a	CH165	0.67	30.00	Pass
11n (HT20)	CH149	2.19	30.00	Pass
11n (HT20)	CH157	1.05	30.00	Pass
11n (HT20)	CH165	-0.09	30.00	Pass
11n (HT40)	CH151	-0.90	30.00	Pass
11n (HT40)	CH159	-2.46	30.00	Pass
11ac (VHT20)	CH149	2.05	30.00	Pass
11ac (VHT20)	CH157	0.70	30.00	Pass
11ac (VHT20)	CH165	0.34	30.00	Pass
11ac (VHT40)	CH151	-1.03	30.00	Pass
11ac (VHT40)	CH159	-2.48	30.00	Pass
11ac (VHT80)	CH155	-4.94	30.00	Pass

EIRP PSD

U-NII-1 (5150 - 5250 MHz)					
Mode	Channel	Frequency (MHz)	PSD (dBm/MHz)	IC Limit (dBm/MHz)	Verdict
11a	CH36	5180	8.82	10	Pass
11a	CH44	5220	9.62	10	Pass
11a	CH48	5240	9.54	10	Pass
11n (HT20)	CH36	5180	8.73	10	Pass
11n (HT20)	CH44	5220	9.79	10	Pass
11n (HT20)	CH48	5240	9.79	10	Pass
11n (HT40)	CH38	5190	3.40	10	Pass
11n (HT40)	CH46	5230	7.10	10	Pass
11ac (HT80)	CH42	5210	0.14	10	Pass

A.5 Conducted Emissions

Note [1]: The EUT is working in the Normal link mode. All modes have been tested and normal link mode is worst.
Note [2]: Devices subject to Part 15 must be tested for all available U.S. voltages and frequencies (such as a nominal 120 VAC, 60 Hz and 240 VAC, 50 Hz) for which the device is capable of operation. So, The configuration 120 VAC, 60 Hz and 240 VAC, 50 Hz were tested respectively, but only the worst configuration (120 VAC, 60 Hz) shown here.

Test Data and Plots

PHASE L

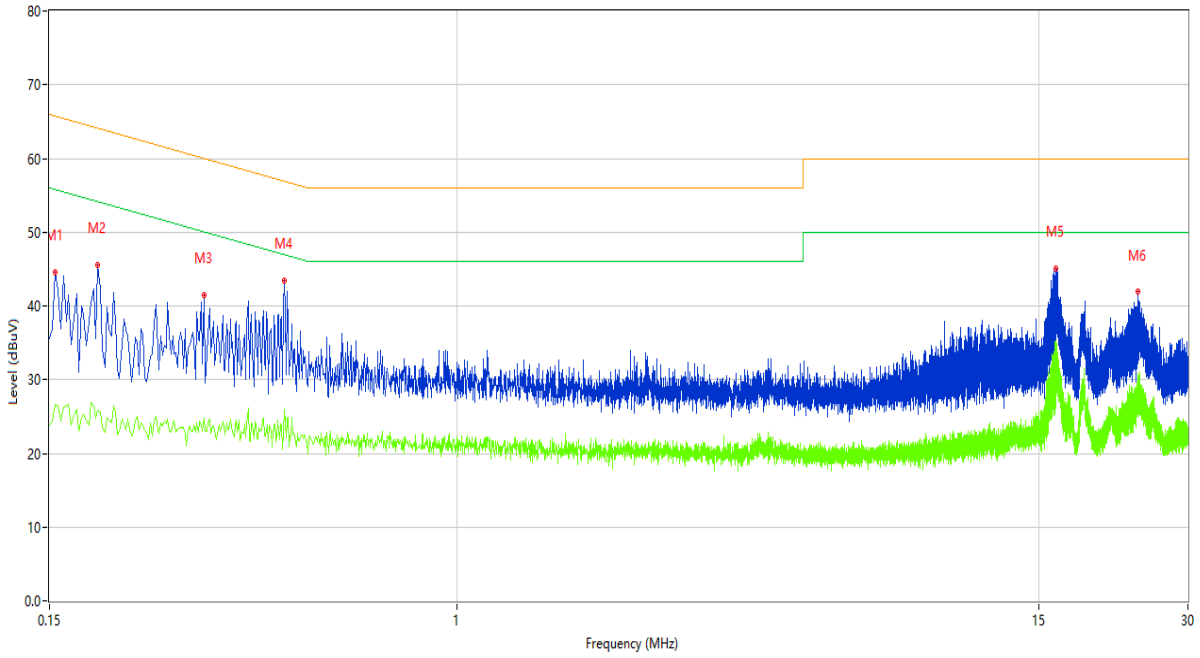

No.	Frequency (MHz)	Results (dBuV)	Factor (dB)	Limit (dBuV)	Over Limit (dB)	Detector	Line	Verdict
1	0.154	44.52	11.14	65.78	-21.26	Peak	L	Pass
1**	0.154	26.55	11.14	55.78	-29.23	AV	L	Pass
2	0.188	45.60	11.18	64.12	-18.52	Peak	L	Pass
2**	0.188	25.75	11.18	54.12	-28.37	AV	L	Pass
3	0.308	41.50	11.38	60.02	-18.52	Peak	L	Pass
3**	0.308	24.79	11.38	50.02	-25.23	AV	L	Pass
4	0.448	43.48	11.37	56.91	-13.43	Peak	L	Pass
4**	0.448	25.98	11.37	46.91	-20.93	AV	L	Pass
5	16.214	45.10	11.38	60.00	-14.90	Peak	L	Pass
5**	16.214	34.38	11.38	50.00	-15.62	AV	L	Pass
6	23.810	41.88	11.23	60.00	-18.12	Peak	L	Pass
6**	23.810	29.10	11.23	50.00	-20.90	AV	L	Pass

PHASE N

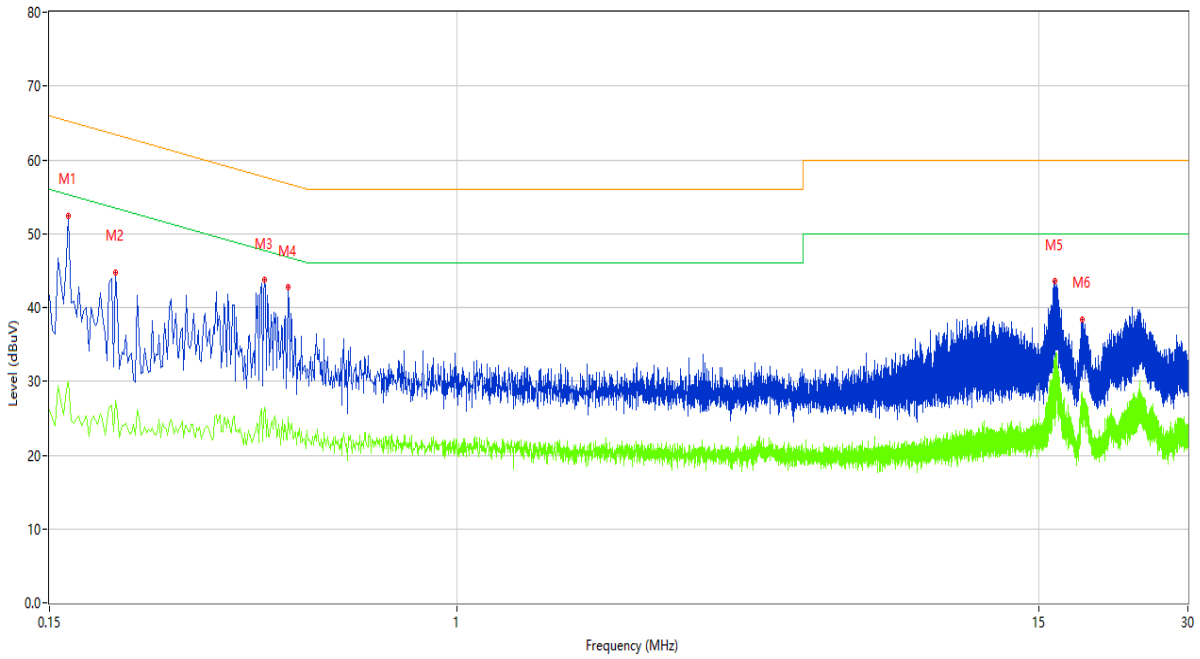

No.	Frequency (MHz)	Results (dBuV)	Factor (dB)	Limit (dBuV)	Over Limit (dB)	Detector	Line	Verdict
1	0.160	40.47	11.12	65.46	-24.99	Peak	N	Pass
1**	0.160	25.39	11.12	55.46	-30.07	AV	N	Pass
2	0.204	44.80	11.26	63.45	-18.65	Peak	N	Pass
2**	0.204	27.51	11.26	53.45	-25.94	AV	N	Pass
3	0.408	43.71	11.43	57.69	-13.98	Peak	N	Pass
3**	0.408	26.42	11.43	47.69	-21.27	AV	N	Pass
4	0.456	42.75	11.32	56.77	-14.02	Peak	N	Pass
4**	0.456	25.14	11.32	46.77	-21.63	AV	N	Pass
5	16.126	43.52	11.37	60.00	-16.48	Peak	N	Pass
5**	16.126	31.66	11.37	50.00	-18.34	AV	N	Pass
6	18.380	38.34	11.45	60.00	-21.66	Peak	N	Pass
6**	18.380	28.58	11.45	50.00	-21.42	AV	N	Pass

A.6 Radiated Spurious Emissions and Band Edge (Restricted-band)

Test Data

Note [1]: The symbol of "--" in the table which means not application.

Note [2]: For the test data above 1 GHz，According the ANSI C63.4, where limits are specified for both average and peak (or quasi-peak) detector functions, if the peak (or quasi-peak) measured value complies with the average limit, it is unnecessary to perform an average measurement.

Note [3]: The low frequency, which started from 9 kHz to 30 MHz, was pre-scanned and the result which was 20 dB lower than the limit line per 15.31(o) was not reported.

Note [4]: The EUT is working in the Normal link mode below 1 GHz. All modes have been tested and normal link mode is worst.

30 MHz to 1 GHz, ANT V

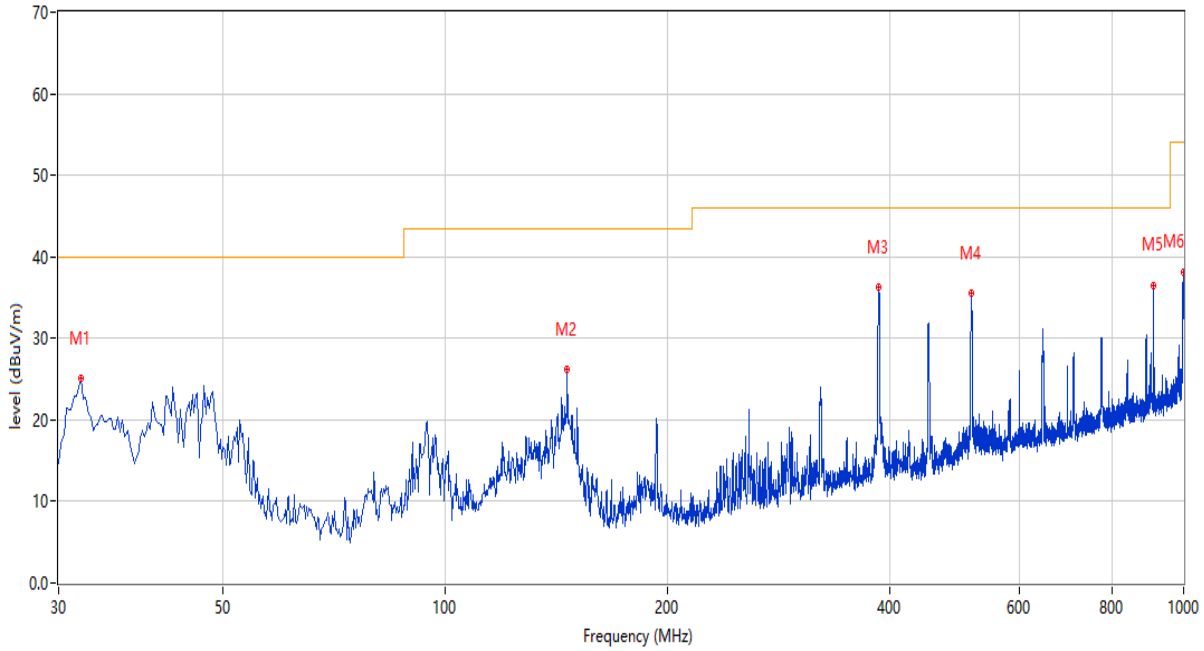

No.	Frequency (MHz)	Results (dBuV/m)	Factor (dB)	Limit (dBuV/m)	Over Limit (dB)	Detector	Table (Degree)	Height (cm)	Antenna	Verdict
1	32.182	25.09	-28.00	40.0	-14.91	Peak	310.00	100	Vertical	Pass
2	146.400	26.14	-29.09	43.5	-17.36	Peak	5.00	100	Vertical	Pass
3	386.233	36.26	-21.55	46.0	-9.74	Peak	254.00	100	Vertical	Pass
4	516.698	35.48	-18.64	46.0	-10.52	Peak	59.00	100	Vertical	Pass
5	911.002	36.51	-10.91	46.0	-9.49	Peak	358.00	200	Vertical	Pass
6	999.758	38.08	-9.53	54.0	-15.92	Peak	116.00	100	Vertical	Pass

30 MHz to 1 GHz, ANT H

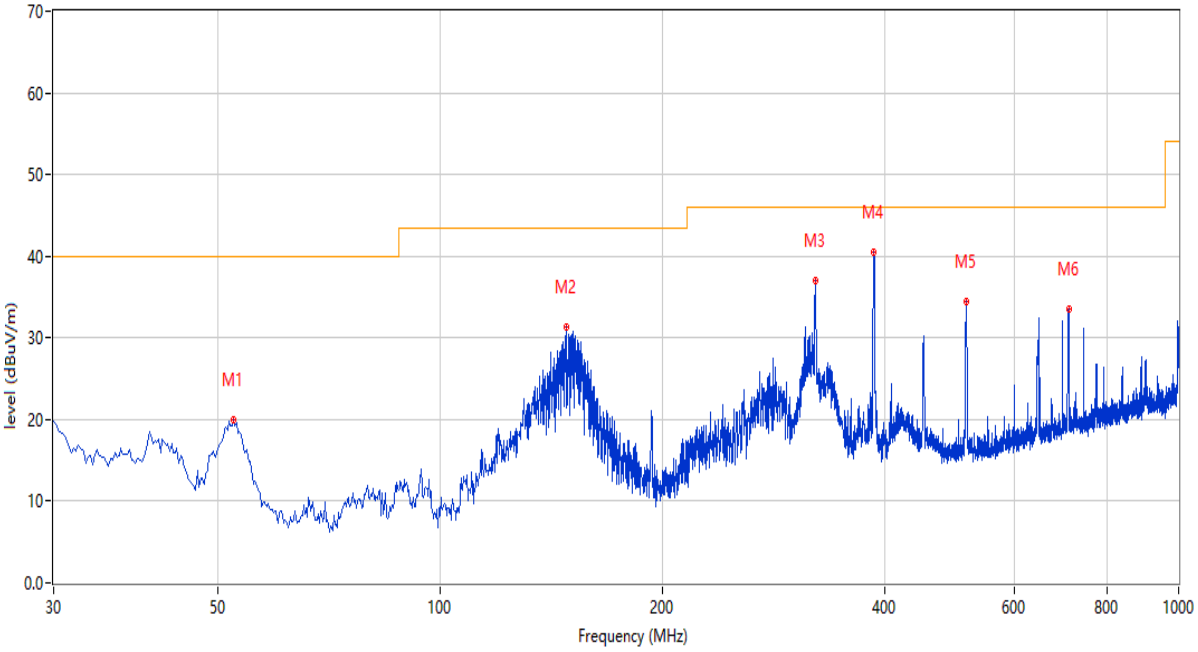

No.	Frequency (MHz)	Results (dBuV/m)	Factor (dB)	Limit (dBuV/m)	Over Limit (dB)	Detector	Table (Degree)	Height (cm)	Antenna	Verdict
1	52.553	19.93	-24.41	40.0	-20.07	Peak	58.00	100	Horizontal	Pass
2	148.583	31.29	-29.14	43.5	-12.21	Peak	8.00	200	Horizontal	Pass
3	321.970	37.00	-23.16	46.0	-9.00	Peak	90.00	100	Horizontal	Pass
4	386.718	40.51	-21.54	46.0	-5.49	Peak	224.00	100	Horizontal	Pass
5	515.727	34.38	-18.74	46.0	-11.62	Peak	33.00	200	Horizontal	Pass
6	709.727	33.54	-14.81	46.0	-12.46	Peak	309.00	100	Horizontal	Pass

Note: The spurious above 18G is noise only, do not show on the report.

11a, U-NII-1, 1 GHz to 18 GHz, Low Channel, ANT V

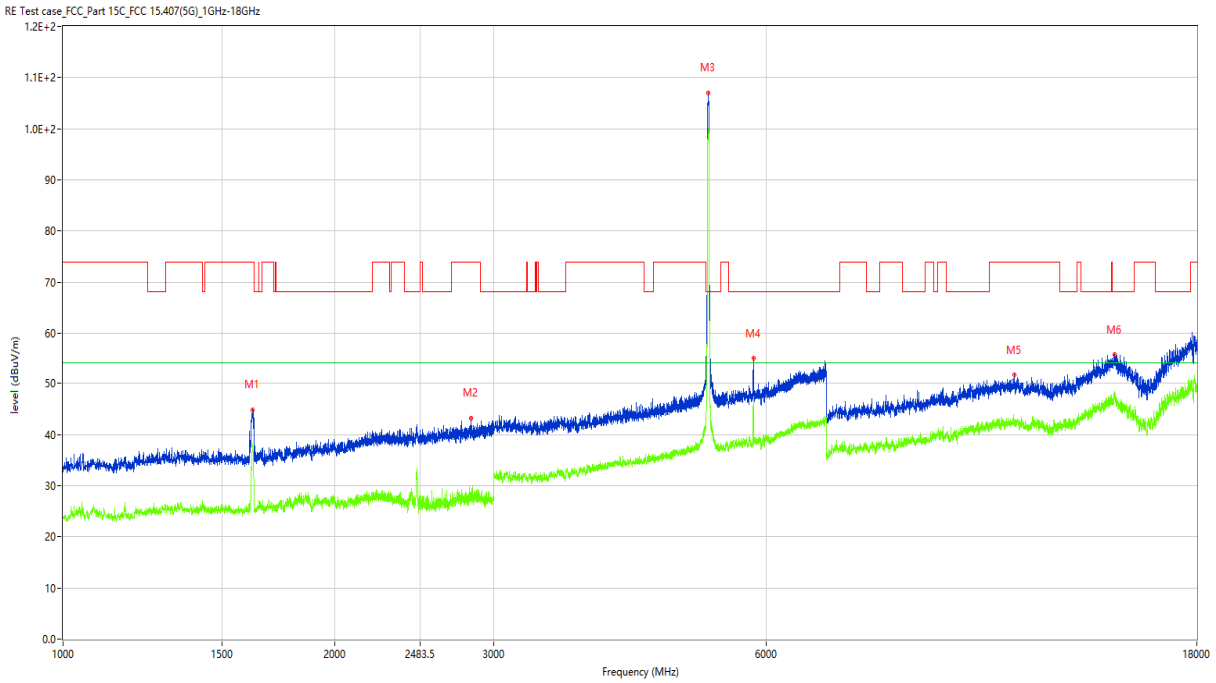

No.	Frequency (MHz)	Results (dBuV/m)	Factor (dB)	Limit (dBuV/m)	Over Limit (dB)	Detector	Table (Degree)	Height (cm)	Antenna	Verdict
1	1621.000	44.91	-16.40	74.0	-29.09	Peak	5.00	100	Vertical	Pass
1**	1621.000	37.28	-16.40	54.0	-16.72	AV	5.00	100	Vertical	Pass
2	2830.000	43.14	-9.31	74.0	-30.86	Peak	157.00	100	Vertical	Pass
2**	2830.000	27.61	-9.31	54.0	-26.39	AV	157.00	100	Vertical	Pass
3	5179.000	107.05	-1.96	68.2	38.85	Peak	270.00	100	Vertical	N/A
3**	5179.000	99.79	-1.96	54.0	45.79	AV	270.00	100	Vertical	N/A
4	5813.000	54.99	-0.87	68.2	-13.21	Peak	175.00	100	Vertical	Pass
4**	5813.000	45.12	-0.87	54.0	-8.88	AV	175.00	100	Vertical	Pass
5	11312.000	51.61	6.74	74.0	-22.39	Peak	245.00	100	Vertical	Pass
5**	11312.000	41.94	6.74	54.0	-12.06	AV	245.00	100	Vertical	Pass
6	14587.250	55.64	12.38	68.2	-12.56	Peak	360.00	100	Vertical	Pass
6**	14587.250	48.04	12.38	54.0	-5.96	AV	360.00	100	Vertical	Pass

11a, U-NII-1, 1 GHz to 18 GHz, Low Channel, ANT H

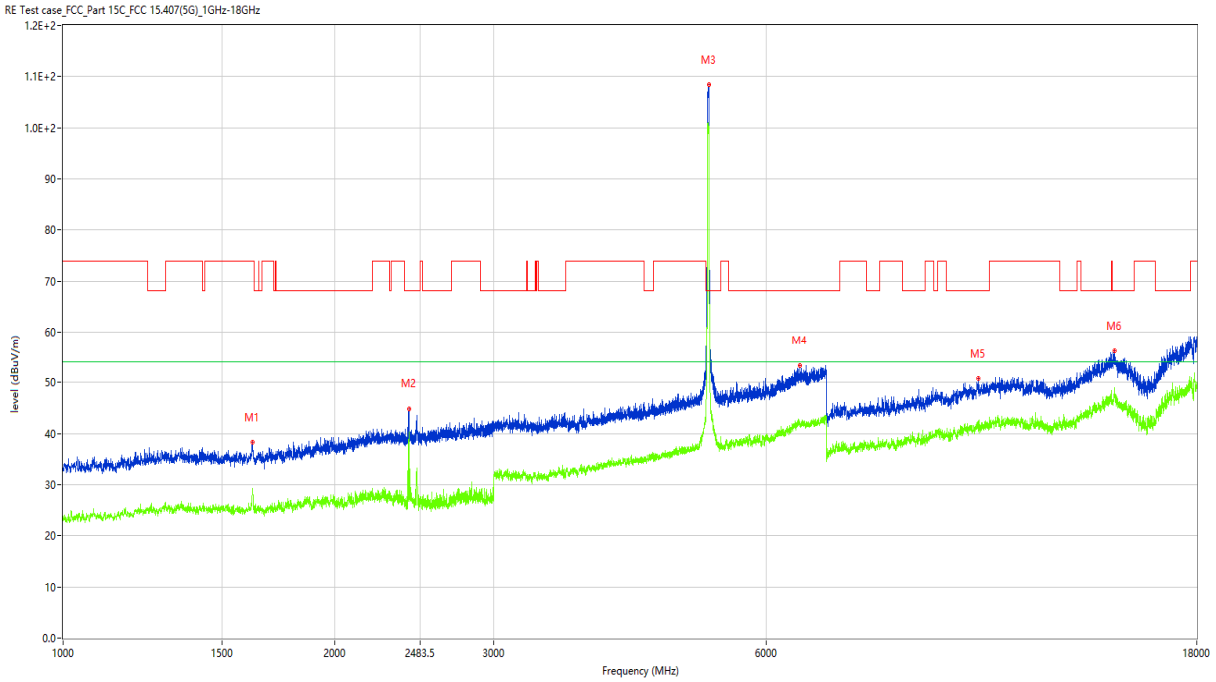

No.	Frequency (MHz)	Results (dBuV/m)	Factor (dB)	Limit (dBuV/m)	Over Limit (dB)	Detector	Table (Degree)	Height (cm)	Antenna	Verdict
1	1620.000	38.23	-16.54	74.0	-35.77	Peak	84.00	100	Horizontal	Pass
1**	1620.000	29.35	-16.54	54.0	-24.65	AV	84.00	100	Horizontal	Pass
2	2415.000	44.90	-11.56	68.2	-23.30	Peak	214.00	100	Horizontal	Pass
2**	2415.000	38.99	-11.56	54.0	-15.01	AV	214.00	100	Horizontal	Pass
3	5188.000	108.36	-2.03	68.2	40.16	Peak	100.00	100	Horizontal	N/A
3**	5188.000	100.16	-2.03	54.0	46.16	AV	100.00	100	Horizontal	N/A
4	6538.000	53.32	2.28	68.2	-14.88	Peak	106.00	100	Horizontal	Pass
4**	6538.000	41.87	2.28	54.0	-12.13	AV	106.00	100	Horizontal	Pass
5	10305.500	50.75	7.45	68.2	-17.45	Peak	311.00	100	Horizontal	Pass
5**	10305.500	42.14	7.45	54.0	-11.86	AV	311.00	100	Horizontal	Pass
6	14592.750	56.26	12.45	68.2	-11.94	Peak	64.00	100	Horizontal	Pass
6**	14592.750	47.50	12.45	54.0	-6.50	AV	64.00	100	Horizontal	Pass

11a, U-NII-1, 1 GHz to 18 GHz, Middle Channel, ANT V

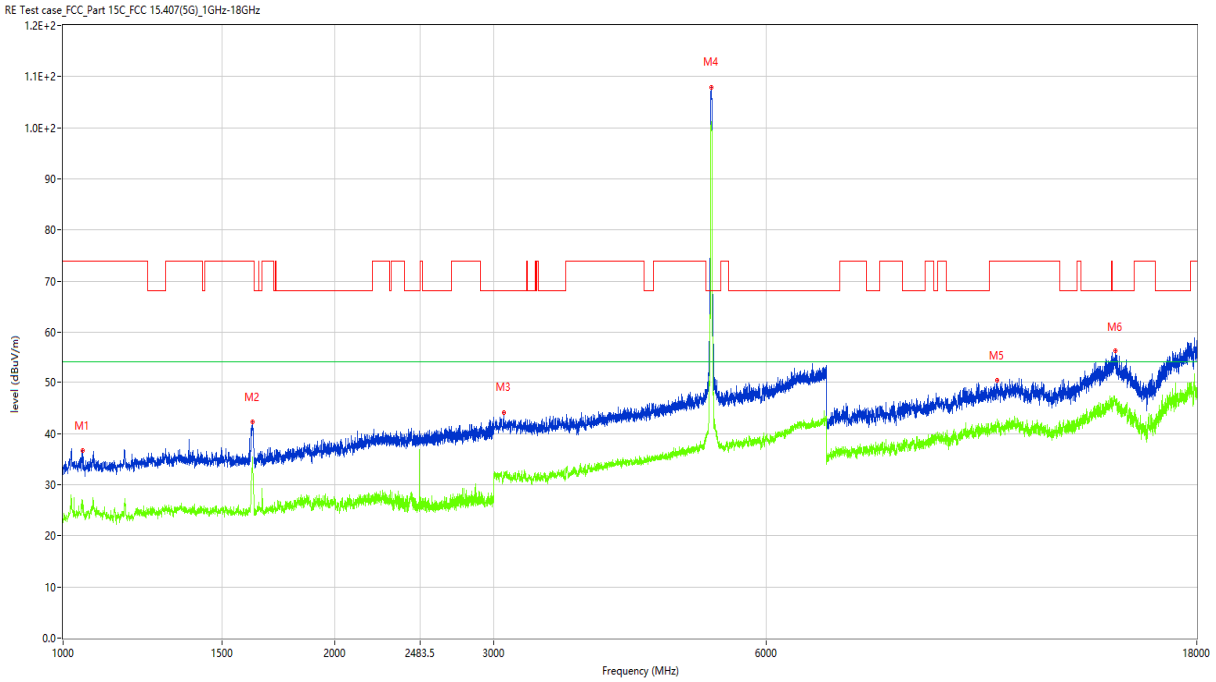

No.	Frequency (MHz)	Results (dBuV/m)	Factor (dB)	Limit (dBuV/m)	Over Limit (dB)	Detector	Table (Degree)	Height (cm)	Antenna	Verdict
1	1051.000	36.64	-17.74	74.0	-37.36	Peak	359.00	100	Vertical	Pass
1**	1051.000	26.85	-17.74	54.0	-27.15	AV	359.00	100	Vertical	Pass
2	1622.000	42.25	-16.38	74.0	-31.75	Peak	11.00	100	Vertical	Pass
2**	1622.000	34.57	-16.38	54.0	-19.43	AV	11.00	100	Vertical	Pass
3	3076.000	44.07	-7.18	68.2	-24.13	Peak	232.00	100	Vertical	Pass
3**	3076.000	32.58	-7.18	54.0	-21.42	AV	232.00	100	Vertical	Pass
4	5218.000	107.98	-1.74	68.2	39.78	Peak	117.00	100	Vertical	N/A
4**	5218.000	99.97	-1.74	54.0	45.97	AV	117.00	100	Vertical	N/A
5	10822.500	50.36	7.17	74.0	-23.64	Peak	360.00	100	Vertical	Pass
5**	10822.500	41.63	7.17	54.0	-12.37	AV	360.00	100	Vertical	Pass
6	14612.000	56.13	12.21	68.2	-12.07	Peak	7.00	100	Vertical	Pass
6**	14612.000	45.94	12.21	54.0	-8.06	AV	7.00	100	Vertical	Pass

11a, U-NII-1, 1 GHz to 18 GHz, Middle Channel, ANT H

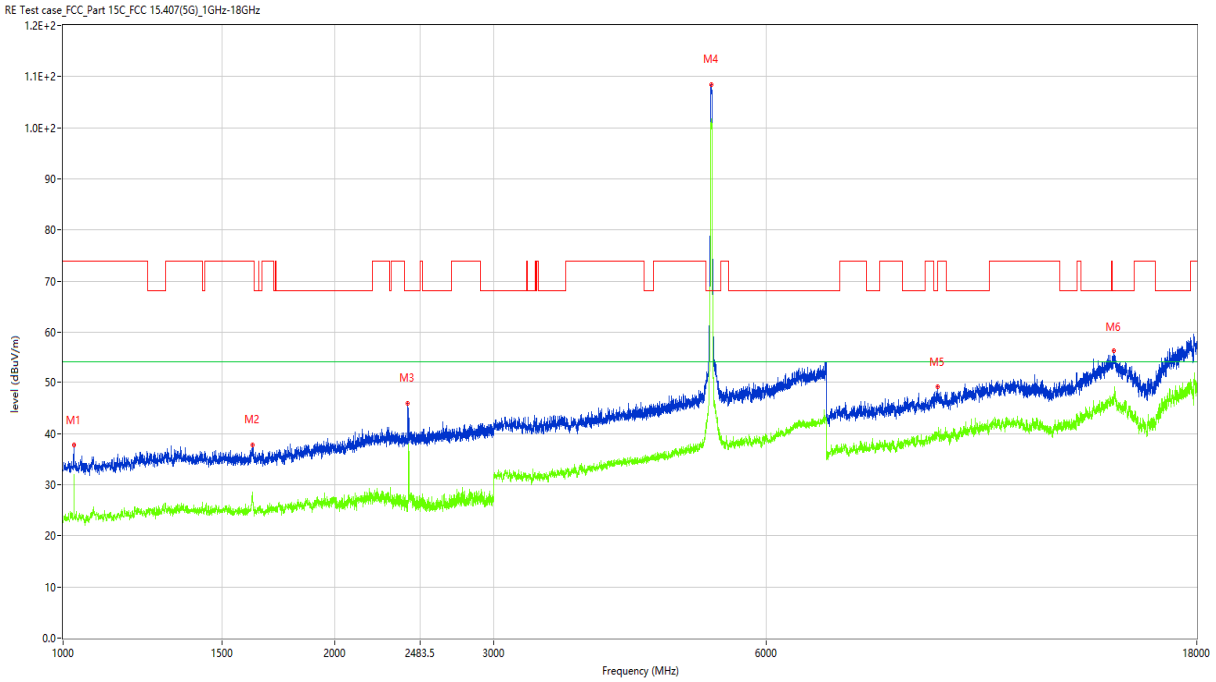

No.	Frequency (MHz)	Results (dBuV/m)	Factor (dB)	Limit (dBuV/m)	Over Limit (dB)	Detector	Table (Degree)	Height (cm)	Antenna	Verdict
1	1020.500	32.56	-17.32	74.0	-41.44	Peak	307.00	100	Horizontal	Pass
1**	1020.500	24.03	-17.32	54.0	-29.97	AV	307.00	100	Horizontal	Pass
2	1620.500	37.70	-16.64	74.0	-36.30	Peak	87.00	100	Horizontal	Pass
2**	1620.500	27.84	-16.64	54.0	-26.16	AV	87.00	100	Horizontal	Pass
3	2408.500	45.94	-11.70	68.2	-22.26	Peak	305.00	100	Horizontal	Pass
3**	2408.500	26.85	-11.70	54.0	-27.15	AV	305.00	100	Horizontal	Pass
4	5219.000	108.47	-1.76	68.2	40.27	Peak	31.00	100	Horizontal	N/A
4**	5219.000	100.53	-1.76	54.0	46.53	AV	31.00	100	Horizontal	N/A
5	9301.750	49.11	4.50	74.0	-24.89	Peak	296.00	100	Horizontal	Pass
5**	9301.750	40.03	4.50	54.0	-13.97	AV	296.00	100	Horizontal	Pass
6	14576.250	56.16	12.06	68.2	-12.04	Peak	184.00	100	Horizontal	Pass
6**	14576.250	47.71	12.06	54.0	-6.29	AV	184.00	100	Horizontal	Pass

11a, U-NII-1, 1 GHz to 18 GHz, High Channel, ANT V

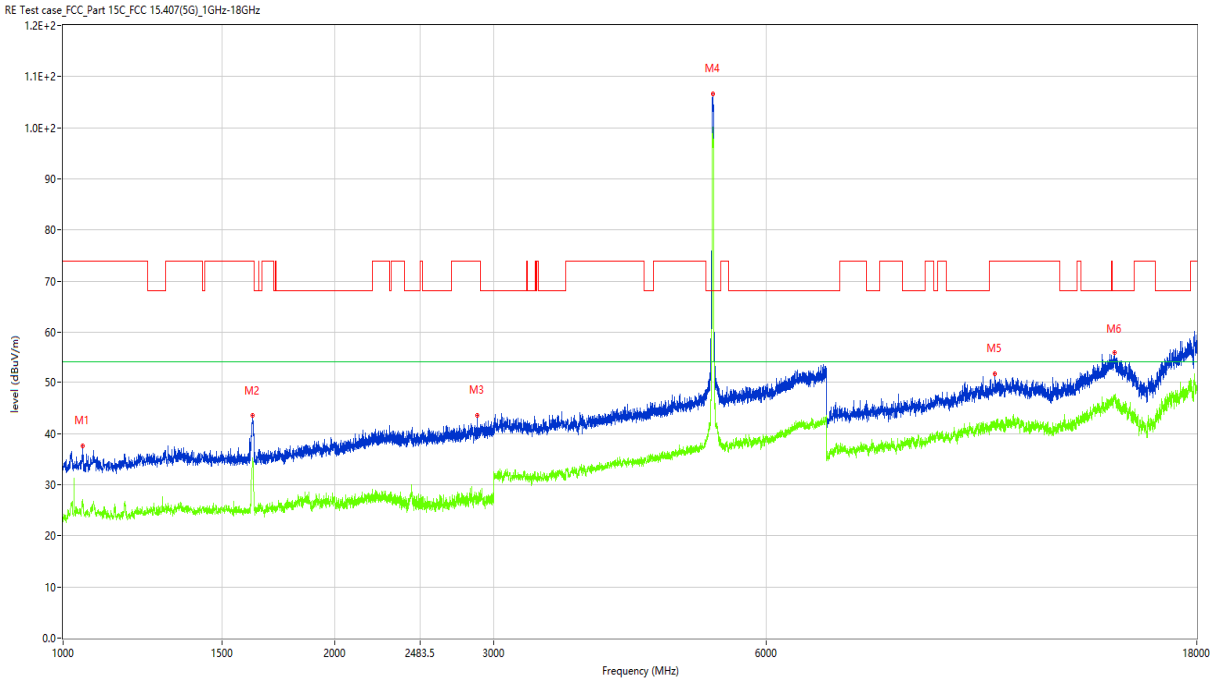

No.	Frequency (MHz)	Results (dBuV/m)	Factor (dB)	Limit (dBuV/m)	Over Limit (dB)	Detector	Table (Degree)	Height (cm)	Antenna	Verdict
1	1051.500	37.59	-17.73	74.0	-36.41	Peak	142.00	100	Vertical	Pass
1**	1051.500	27.11	-17.73	54.0	-26.89	AV	142.00	100	Vertical	Pass
2	1622.000	43.51	-16.38	74.0	-30.49	Peak	22.00	100	Vertical	Pass
2**	1622.000	34.77	-16.38	54.0	-19.23	AV	22.00	100	Vertical	Pass
3	2873.000	43.61	-9.61	74.0	-30.39	Peak	54.00	100	Vertical	Pass
3**	2873.000	27.77	-9.61	54.0	-26.23	AV	54.00	100	Vertical	Pass
4	5238.000	106.67	-2.37	68.2	38.47	Peak	119.00	100	Vertical	N/A
4**	5238.000	98.60	-2.37	54.0	44.60	AV	119.00	100	Vertical	N/A
5	10748.250	51.72	7.19	74.0	-22.28	Peak	254.00	100	Vertical	Pass
5**	10748.250	41.93	7.19	54.0	-12.07	AV	254.00	100	Vertical	Pass
6	14601.000	55.77	12.44	68.2	-12.43	Peak	115.00	100	Vertical	Pass
6**	14601.000	46.66	12.44	54.0	-7.34	AV	115.00	100	Vertical	Pass

11a, U-NII-1, 1 GHz to 18 GHz, High Channel, ANT H

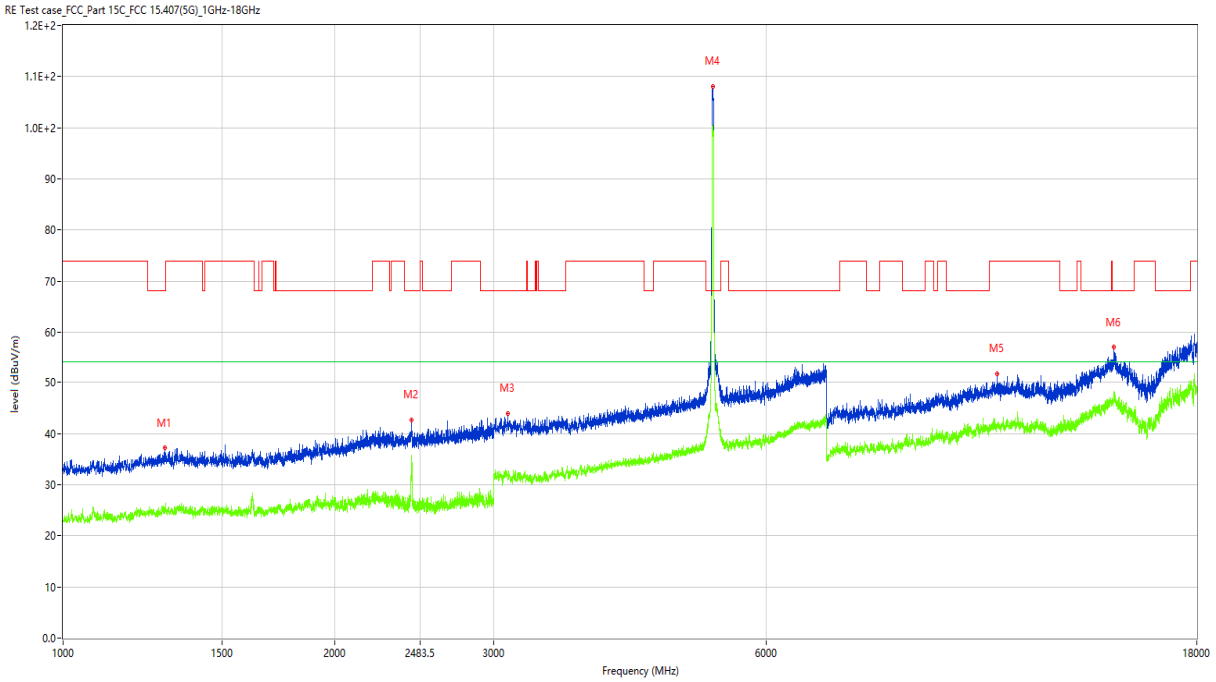

No.	Frequency (MHz)	Results (dBuV/m)	Factor (dB)	Limit (dBuV/m)	Over Limit (dB)	Detector	Table (Degree)	Height (cm)	Antenna	Verdict
1	1295.000	37.14	-15.74	68.2	-31.06	Peak	127.00	100	Horizontal	Pass
1**	1295.000	24.40	-15.74	54.0	-29.60	AV	127.00	100	Horizontal	Pass
2	2431.500	42.72	-12.33	68.2	-25.48	Peak	73.00	100	Horizontal	Pass
2**	2431.500	35.16	-12.33	54.0	-18.84	AV	73.00	100	Horizontal	Pass
3	3110.000	44.00	-6.96	68.2	-24.20	Peak	347.00	100	Horizontal	Pass
3**	3110.000	31.07	-6.96	54.0	-22.93	AV	347.00	100	Horizontal	Pass
4	5239.000	108.06	-2.40	68.2	39.86	Peak	96.00	100	Horizontal	N/A
4**	5239.000	99.98	-2.40	54.0	45.98	AV	96.00	100	Horizontal	N/A
5	10828.000	51.66	7.09	74.0	-22.34	Peak	-1.00	100	Horizontal	Pass
5**	10828.000	41.74	7.09	54.0	-12.26	AV	-1.00	100	Horizontal	Pass
6	14579.000	56.98	12.16	68.2	-11.22	Peak	10.00	100	Horizontal	Pass
6**	14579.000	47.50	12.16	54.0	-6.50	AV	10.00	100	Horizontal	Pass

11n20, U-NII-1, 1 GHz to 18 GHz, Low Channel, ANT V

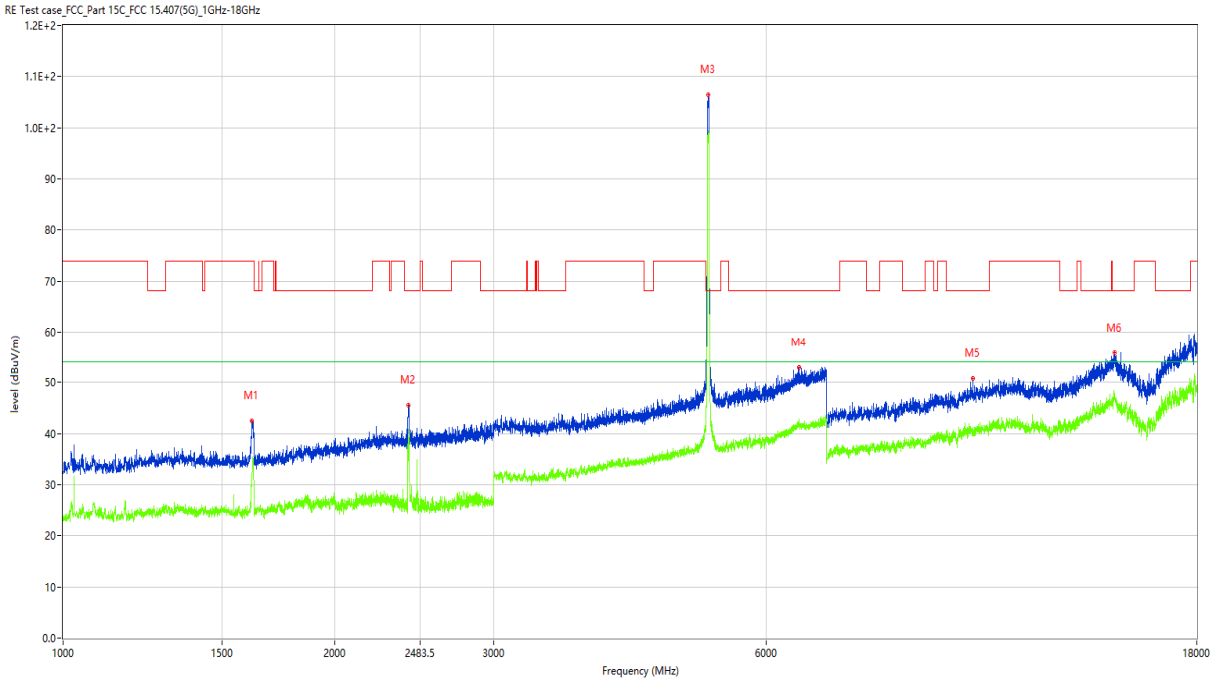

No.	Frequency (MHz)	Results (dBuV/m)	Factor (dB)	Limit (dBuV/m)	Over Limit (dB)	Detector	Table (Degree)	Height (cm)	Antenna	Verdict
1	1619.000	42.53	-16.67	74.0	-31.47	Peak	15.00	100	Vertical	Pass
1**	1619.000	31.81	-16.67	54.0	-22.19	AV	15.00	100	Vertical	Pass
2	2410.500	45.55	-11.83	68.2	-22.65	Peak	188.00	100	Vertical	Pass
2**	2410.500	40.67	-11.83	54.0	-13.33	AV	188.00	100	Vertical	Pass
3	5182.000	106.52	-1.93	68.2	38.32	Peak	209.00	100	Vertical	N/A
3**	5182.000	98.18	-1.93	54.0	44.18	AV	209.00	100	Vertical	N/A
4	6529.000	52.99	2.25	68.2	-15.21	Peak	145.00	100	Vertical	Pass
4**	6529.000	41.67	2.25	54.0	-12.33	AV	145.00	100	Vertical	Pass
5	10165.250	50.76	6.75	68.2	-17.44	Peak	5.00	100	Vertical	Pass
5**	10165.250	41.17	6.75	54.0	-12.83	AV	5.00	100	Vertical	Pass
6	14609.250	55.85	12.25	68.2	-12.35	Peak	96.00	100	Vertical	Pass
6**	14609.250	47.00	12.25	54.0	-7.00	AV	96.00	100	Vertical	Pass

11n20, U-NII-1, 1 GHz to 18 GHz, Low Channel, ANT H

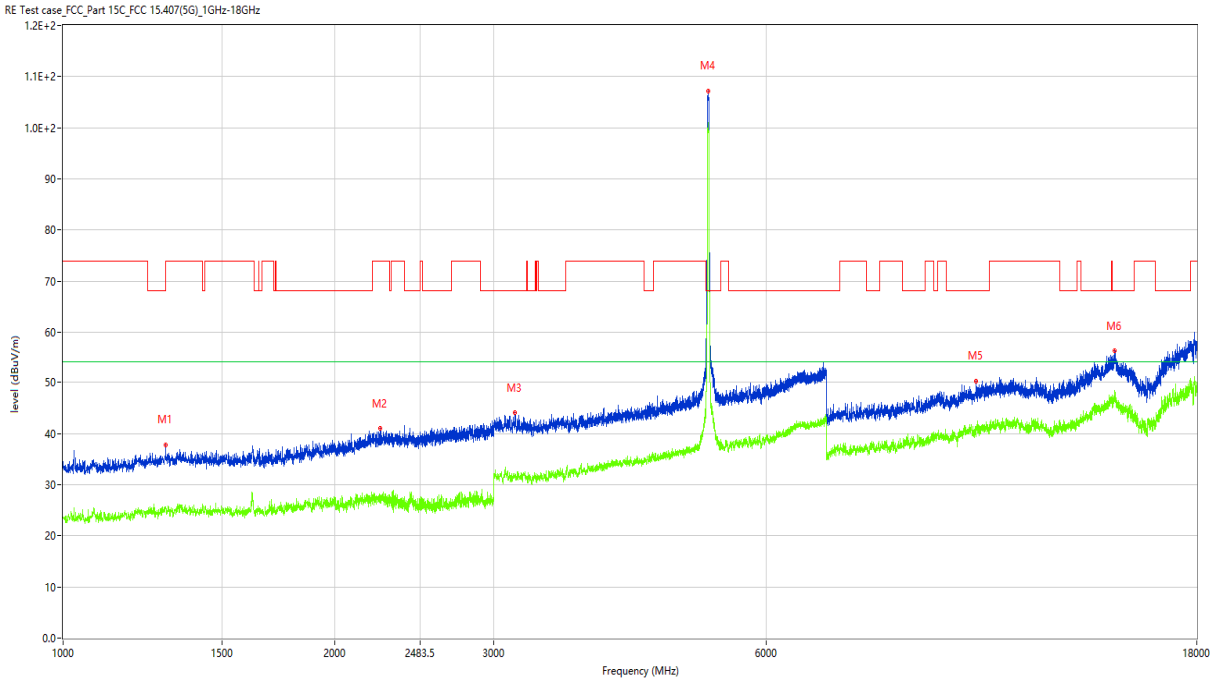

No.	Frequency (MHz)	Results (dBuV/m)	Factor (dB)	Limit (dBuV/m)	Over Limit (dB)	Detector	Table (Degree)	Height (cm)	Antenna	Verdict
1	1299.000	37.80	-15.43	68.2	-30.40	Peak	46.00	100	Horizontal	Pass
1**	1299.000	25.57	-15.43	54.0	-28.43	AV	46.00	100	Horizontal	Pass
2	2244.500	40.94	-12.15	74.0	-33.06	Peak	18.00	100	Horizontal	Pass
2**	2244.500	27.67	-12.15	54.0	-26.33	AV	18.00	100	Horizontal	Pass
3	3166.000	44.02	-6.55	68.2	-24.18	Peak	268.00	100	Horizontal	Pass
3**	3166.000	31.82	-6.55	54.0	-22.18	AV	268.00	100	Horizontal	Pass
4	5183.000	107.25	-1.95	68.2	39.05	Peak	57.00	100	Horizontal	N/A
4**	5183.000	100.26	-1.95	54.0	46.26	AV	57.00	100	Horizontal	N/A
5	10261.500	50.33	7.18	68.2	-17.87	Peak	361.00	100	Horizontal	Pass
5**	10261.500	41.09	7.18	54.0	-12.91	AV	361.00	100	Horizontal	Pass
6	14584.500	56.21	12.31	68.2	-11.99	Peak	305.00	100	Horizontal	Pass
6**	14584.500	47.91	12.31	54.0	-6.09	AV	305.00	100	Horizontal	Pass

11n20, U-NII-1, 1 GHz to 18 GHz, Middle Channel, ANT V

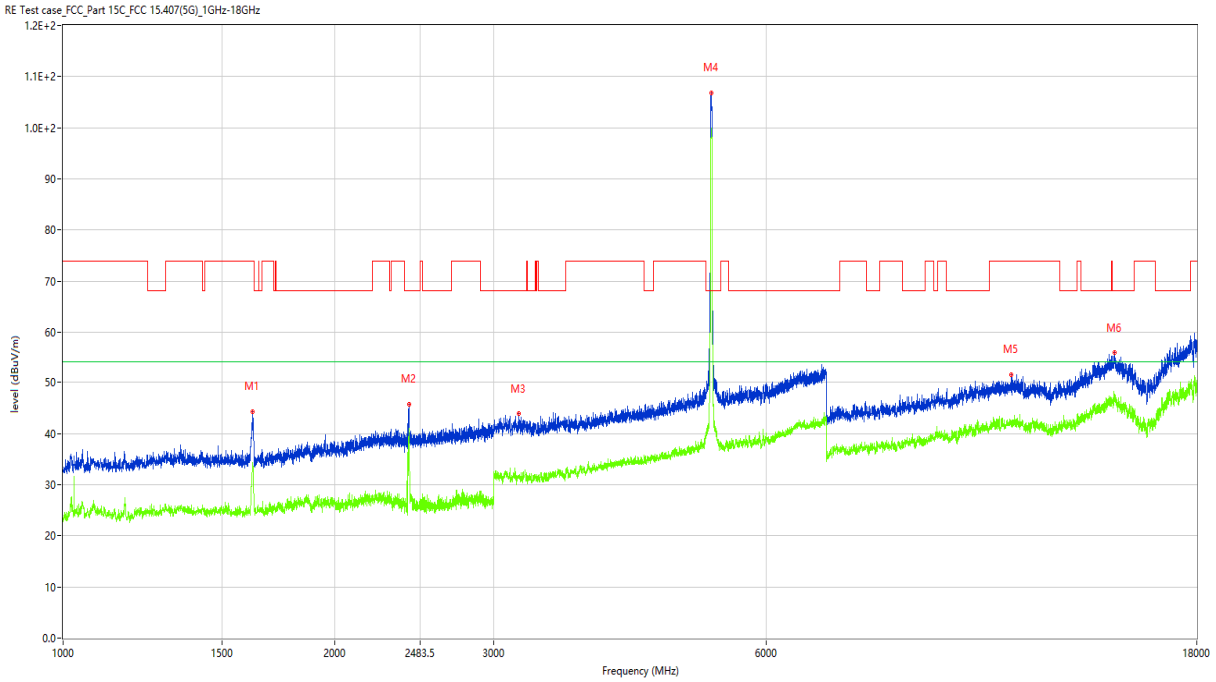

No.	Frequency (MHz)	Results (dBuV/m)	Factor (dB)	Limit (dBuV/m)	Over Limit (dB)	Detector	Table (Degree)	Height (cm)	Antenna	Verdict
1	1621.500	44.32	-16.40	74.0	-29.68	Peak	23.00	100	Vertical	Pass
1**	1621.500	33.67	-16.40	54.0	-20.33	AV	23.00	100	Vertical	Pass
2	2414.500	45.74	-11.50	68.2	-22.46	Peak	194.00	100	Vertical	Pass
2**	2414.500	40.35	-11.50	54.0	-13.65	AV	194.00	100	Vertical	Pass
3	3198.000	43.86	-6.78	68.2	-24.34	Peak	104.00	100	Vertical	Pass
3**	3198.000	31.53	-6.78	54.0	-22.47	AV	104.00	100	Vertical	Pass
4	5221.000	106.84	-1.69	68.2	38.64	Peak	118.00	100	Vertical	N/A
4**	5221.000	98.85	-1.69	54.0	44.85	AV	118.00	100	Vertical	N/A
5	11207.500	51.56	6.93	74.0	-22.44	Peak	192.00	100	Vertical	Pass
5**	11207.500	41.42	6.93	54.0	-12.58	AV	192.00	100	Vertical	Pass
6	14603.750	55.89	12.38	68.2	-12.31	Peak	2.00	100	Vertical	Pass
6**	14603.750	47.21	12.38	54.0	-6.79	AV	2.00	100	Vertical	Pass

11n20, U-NII-1, 1 GHz to 18 GHz, Middle Channel, ANT H

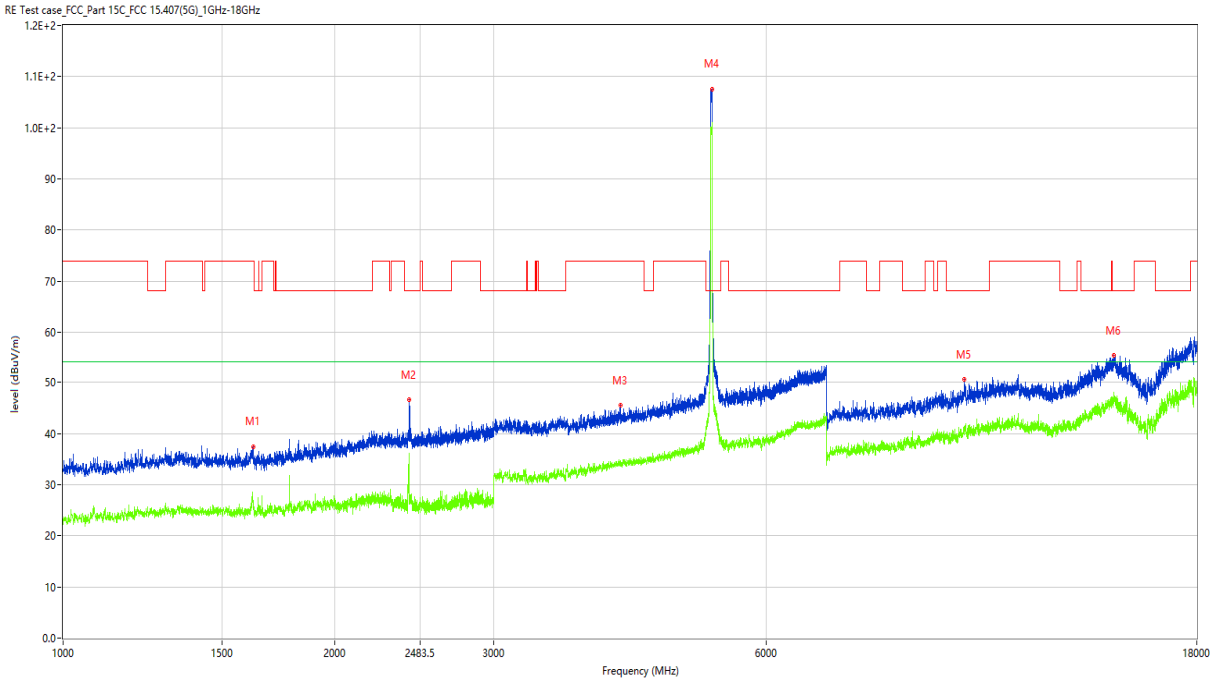

No.	Frequency (MHz)	Results (dBuV/m)	Factor (dB)	Limit (dBuV/m)	Over Limit (dB)	Detector	Table (Degree)	Height (cm)	Antenna	Verdict
1	1624.000	37.44	-16.82	74.0	-36.56	Peak	360.00	100	Horizontal	Pass
1**	1624.000	26.53	-16.82	54.0	-27.47	AV	360.00	100	Horizontal	Pass
2	2418.500	46.58	-11.98	68.2	-21.62	Peak	-1.00	100	Horizontal	Pass
2**	2418.500	26.22	-11.98	54.0	-27.78	AV	-1.00	100	Horizontal	Pass
3	4141.000	45.59	-3.78	74.0	-28.41	Peak	305.00	100	Horizontal	Pass
3**	4141.000	34.71	-3.78	54.0	-19.29	AV	305.00	100	Horizontal	Pass
4	5220.000	107.51	-1.94	68.2	39.31	Peak	115.00	100	Horizontal	N/A
4**	5220.000	100.02	-1.94	54.0	46.02	AV	115.00	100	Horizontal	N/A
5	9959.000	50.56	6.03	68.2	-17.64	Peak	265.00	100	Horizontal	Pass
5**	9959.000	41.40	6.03	54.0	-12.60	AV	265.00	100	Horizontal	Pass
6	14573.500	55.35	11.96	68.2	-12.85	Peak	16.00	100	Horizontal	Pass
6**	14573.500	46.99	11.96	54.0	-7.01	AV	16.00	100	Horizontal	Pass

11n20, U-NII-1, 1 GHz to 18 GHz, High Channel, ANT V

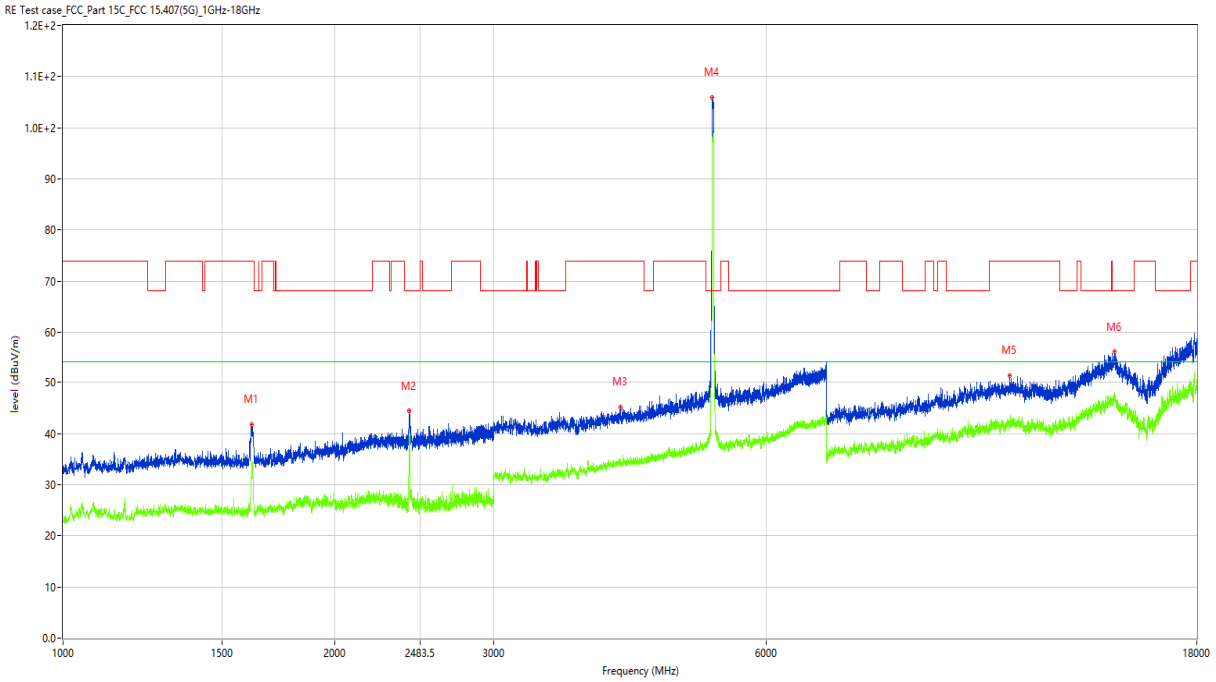

No.	Frequency (MHz)	Results (dBuV/m)	Factor (dB)	Limit (dBuV/m)	Over Limit (dB)	Detector	Table (Degree)	Height (cm)	Antenna	Verdict
1	1619.000	41.78	-16.67	74.0	-32.22	Peak	1.00	100	Vertical	Pass
1**	1619.000	33.58	-16.67	54.0	-20.42	AV	1.00	100	Vertical	Pass
2	2416.500	44.37	-11.75	68.2	-23.83	Peak	-1.00	100	Vertical	Pass
2**	2416.500	38.90	-11.75	54.0	-15.10	AV	-1.00	100	Vertical	Pass
3	4141.000	45.25	-3.78	74.0	-28.75	Peak	295.00	100	Vertical	Pass
3**	4141.000	34.82	-3.78	54.0	-19.18	AV	295.00	100	Vertical	Pass
4	5237.000	105.93	-2.18	68.2	37.73	Peak	206.00	100	Vertical	N/A
4**	5237.000	98.01	-2.18	54.0	44.01	AV	206.00	100	Vertical	N/A
5	11180.000	51.32	7.07	74.0	-22.68	Peak	32.00	100	Vertical	Pass
5**	11180.000	41.88	7.07	54.0	-12.12	AV	32.00	100	Vertical	Pass
6	14595.500	56.10	12.45	68.2	-12.10	Peak	52.00	100	Vertical	Pass
6**	14595.500	47.95	12.45	54.0	-6.05	AV	52.00	100	Vertical	Pass

11n20, U-NII-1, 1 GHz to 18 GHz, High Channel, ANT H

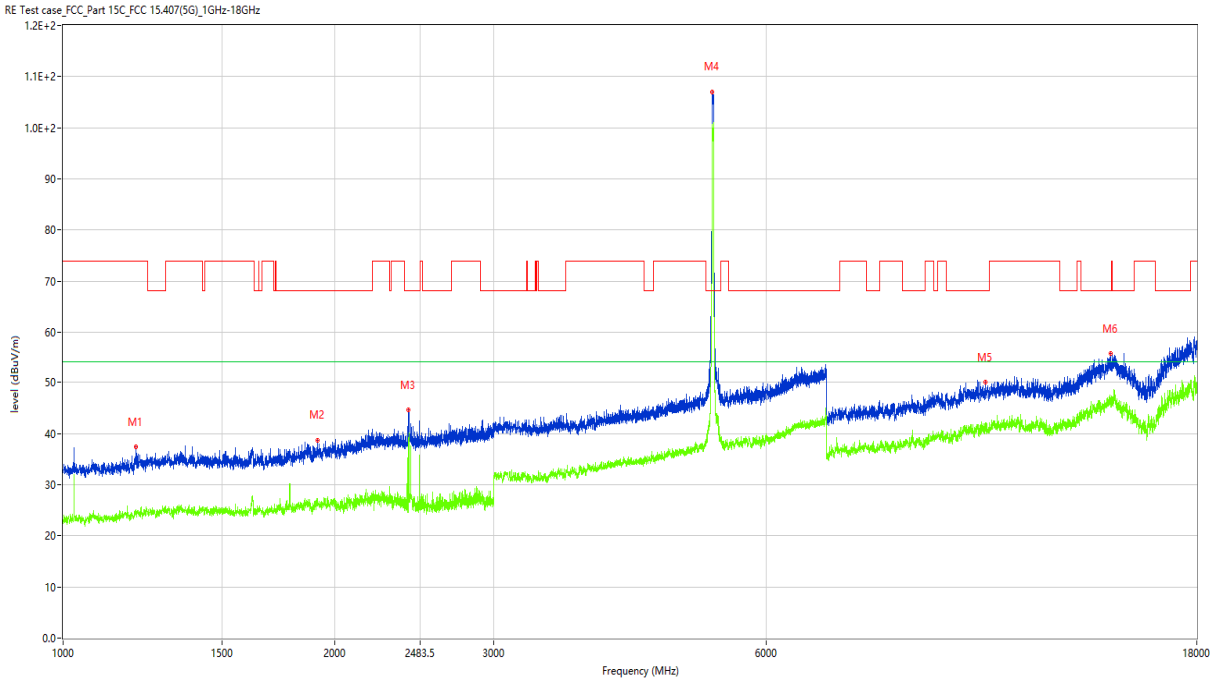

No.	Frequency (MHz)	Results (dBuV/m)	Factor (dB)	Limit (dBuV/m)	Over Limit (dB)	Detector	Table (Degree)	Height (cm)	Antenna	Verdict
1	1205.000	37.38	-15.79	74.0	-36.62	Peak	266.00	100	Horizontal	Pass
1**	1205.000	24.32	-15.79	54.0	-29.68	AV	266.00	100	Horizontal	Pass
2	1912.500	38.65	-14.35	68.2	-29.55	Peak	27.00	100	Horizontal	Pass
2**	1912.500	26.17	-14.35	54.0	-27.83	AV	27.00	100	Horizontal	Pass
3	2413.500	44.60	-11.70	68.2	-23.60	Peak	349.00	100	Horizontal	Pass
3**	2413.500	38.36	-11.70	54.0	-15.64	AV	349.00	100	Horizontal	Pass
4	5238.000	106.97	-2.11	68.2	38.77	Peak	61.00	100	Horizontal	N/A
4**	5238.000	97.03	-2.11	54.0	43.03	AV	61.00	100	Horizontal	N/A
5	10506.250	50.04	6.97	68.2	-18.16	Peak	201.00	100	Horizontal	Pass
5**	10506.250	42.03	6.97	54.0	-11.97	AV	201.00	100	Horizontal	Pass
6	14449.750	55.72	10.83	68.2	-12.48	Peak	278.00	100	Horizontal	Pass
6**	14449.750	45.19	10.83	54.0	-8.81	AV	278.00	100	Horizontal	Pass

11n40, U-NII-1, 1 GHz to 18 GHz, Low Channel, ANT V

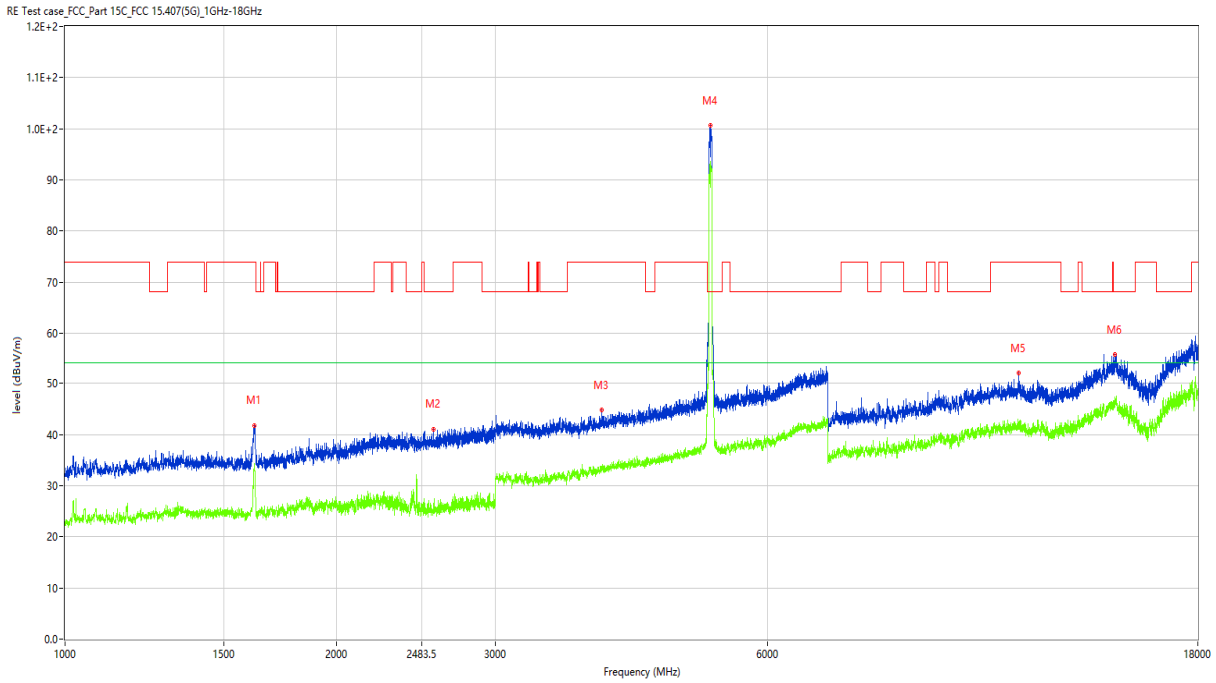

q

No.	Frequency (MHz)	Results (dBuV/m)	Factor (dB)	Limit (dBuV/m)	Over Limit (dB)	Detector	Table (Degree)	Height (cm)	Antenna	Verdict
1	1622.000	41.83	-16.38	74.0	-32.17	Peak	16.00	100	Vertical	Pass
1**	1622.000	32.95	-16.38	54.0	-21.05	AV	16.00	100	Vertical	Pass
2	2562.000	41.03	-11.44	68.2	-27.17	Peak	343.00	100	Vertical	Pass
2**	2562.000	25.53	-11.44	54.0	-28.47	AV	343.00	100	Vertical	Pass
3	3933.000	44.74	-4.35	74.0	-29.26	Peak	55.00	100	Vertical	Pass
3**	3933.000	33.78	-4.35	54.0	-20.22	AV	55.00	100	Vertical	Pass
4	5187.000	100.59	-2.05	68.2	32.39	Peak	348.00	100	Vertical	N/A
4**	5187.000	93.68	-2.05	54.0	39.68	AV	348.00	100	Vertical	N/A
5	11405.500	52.00	7.12	74.0	-22.00	Peak	186.00	100	Vertical	Pass
5**	11405.500	42.41	7.12	54.0	-11.59	AV	186.00	100	Vertical	Pass
6	14554.250	55.72	11.45	68.2	-12.48	Peak	0.00	100	Vertical	Pass
6**	14554.250	46.44	11.45	54.0	-7.56	AV	0.00	100	Vertical	Pass

11n40, U-NII-1, 1 GHz to 18 GHz, Low Channel, ANT H

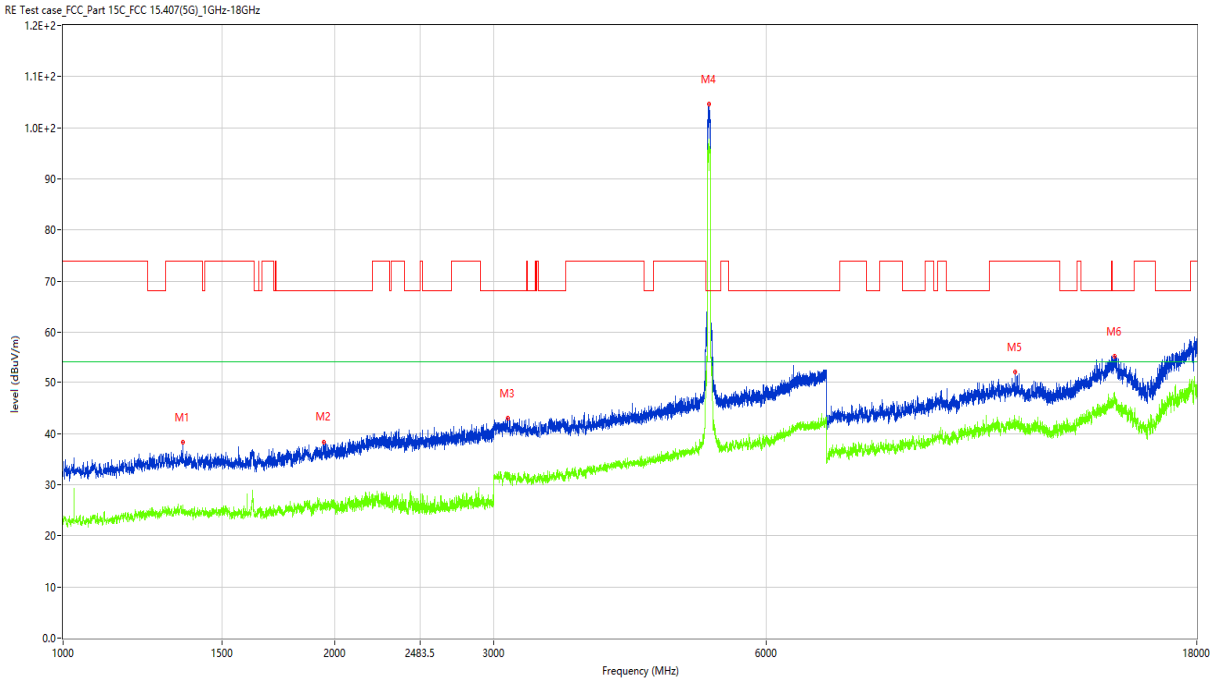

No.	Frequency (MHz)	Results (dBuV/m)	Factor (dB)	Limit (dBuV/m)	Over Limit (dB)	Detector	Table (Degree)	Height (cm)	Antenna	Verdict
1	1357.000	38.27	-15.91	74.0	-35.73	Peak	175.00	100	Horizontal	Pass
1**	1357.000	26.06	-15.91	54.0	-27.94	AV	175.00	100	Horizontal	Pass
2	1942.500	38.32	-14.17	68.2	-29.88	Peak	89.00	100	Horizontal	Pass
2**	1942.500	25.98	-14.17	54.0	-28.02	AV	89.00	100	Horizontal	Pass
3	3107.000	42.94	-6.68	68.2	-25.26	Peak	171.00	100	Horizontal	Pass
3**	3107.000	31.14	-6.68	54.0	-22.86	AV	171.00	100	Horizontal	Pass
4	5193.000	104.56	-2.51	68.2	36.36	Peak	59.00	100	Horizontal	N/A
4**	5193.000	97.17	-2.51	54.0	43.17	AV	59.00	100	Horizontal	N/A
5	11334.000	52.00	6.68	74.0	-22.00	Peak	242.00	100	Horizontal	Pass
5**	11334.000	41.00	6.68	54.0	-13.00	AV	242.00	100	Horizontal	Pass
6	14592.750	55.10	12.45	68.2	-13.10	Peak	104.00	100	Horizontal	Pass
6**	14592.750	47.98	12.45	54.0	-6.02	AV	104.00	100	Horizontal	Pass

11n40, U-NII-1, 1 GHz to 18 GHz, High Channel, ANT V

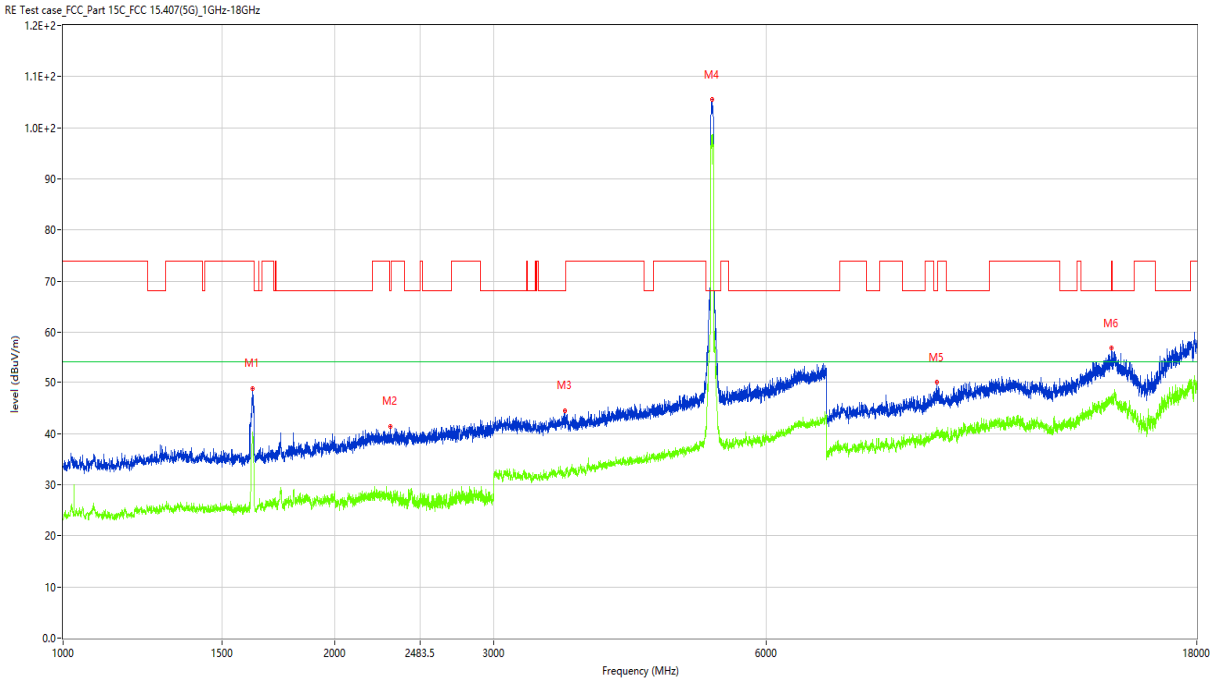

No.	Frequency (MHz)	Results (dBuV/m)	Factor (dB)	Limit (dBuV/m)	Over Limit (dB)	Detector	Table (Degree)	Height (cm)	Antenna	Verdict
1	1622.000	48.87	-16.38	74.0	-25.13	Peak	81.00	100	Vertical	Pass
1**	1622.000	39.62	-16.38	54.0	-14.38	AV	81.00	100	Vertical	Pass
2	2302.000	41.36	-12.10	68.2	-26.84	Peak	200.00	100	Vertical	Pass
2**	2302.000	28.09	-12.10	54.0	-25.91	AV	200.00	100	Vertical	Pass
3	3593.000	44.54	-6.29	68.2	-23.66	Peak	161.00	100	Vertical	Pass
3**	3593.000	31.47	-6.29	54.0	-22.53	AV	161.00	100	Vertical	Pass
4	5228.000	105.50	-2.16	68.2	37.30	Peak	309.00	100	Vertical	N/A
4**	5228.000	98.36	-2.16	54.0	44.36	AV	309.00	100	Vertical	N/A
5	9277.000	49.99	3.69	68.2	-18.21	Peak	3.00	100	Vertical	Pass
5**	9277.000	39.77	3.69	54.0	-14.23	AV	3.00	100	Vertical	Pass
6	14474.500	56.80	11.63	74.0	-17.20	Peak	278.00	100	Vertical	Pass
6**	14474.500	46.90	11.63	54.0	-7.10	AV	278.00	100	Vertical	Pass

11n40, U-NII-1, 1 GHz to 18 GHz, High Channel, ANT H

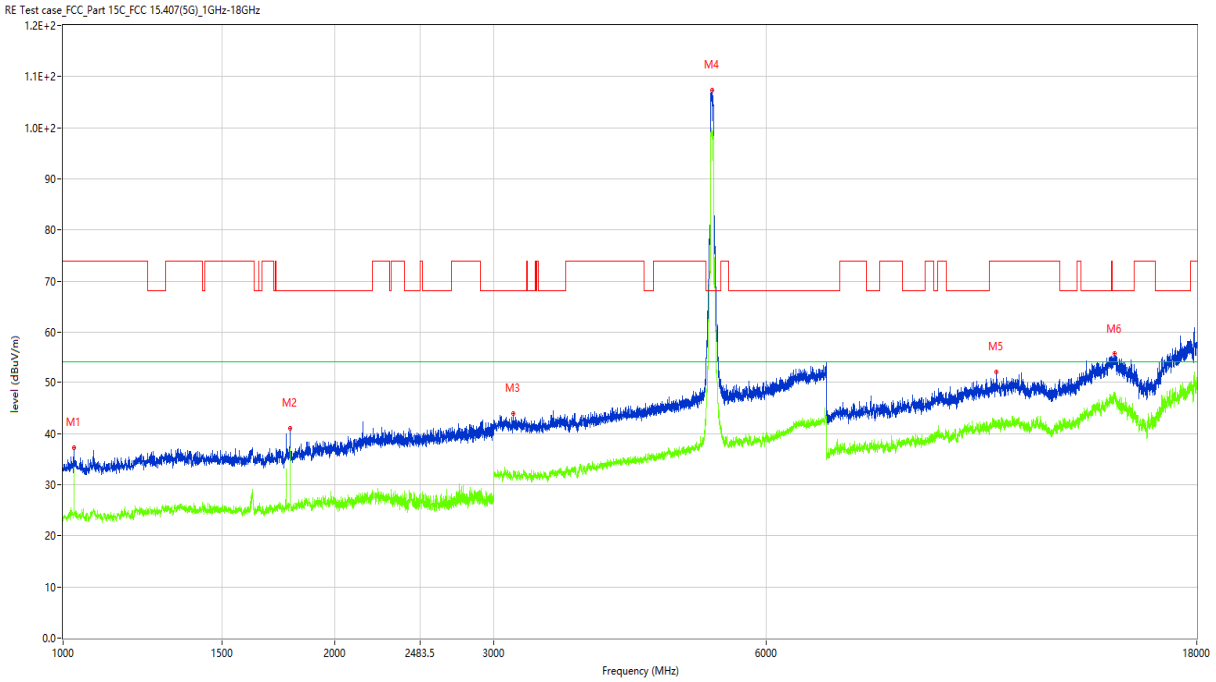

No.	Frequency (MHz)	Results (dBuV/m)	Factor (dB)	Limit (dBuV/m)	Over Limit (dB)	Detector	Table (Degree)	Height (cm)	Antenna	Verdict
1	1010.000	33.26	-17.00	74.0	-40.74	Peak	150.00	100	Horizontal	Pass
1**	1010.000	23.28	-17.00	54.0	-30.72	AV	150.00	100	Horizontal	Pass
2	1783.500	41.03	-15.21	68.2	-27.17	Peak	350.00	100	Horizontal	Pass
2**	1783.500	28.05	-15.21	54.0	-25.95	AV	350.00	100	Horizontal	Pass
3	3148.000	43.95	-7.31	68.2	-24.25	Peak	322.00	100	Horizontal	Pass
3**	3148.000	31.66	-7.31	54.0	-22.34	AV	322.00	100	Horizontal	Pass
4	5232.000	107.35	-2.11	68.2	39.15	Peak	102.00	100	Horizontal	N/A
4**	5232.000	98.80	-2.11	54.0	44.80	AV	102.00	100	Horizontal	N/A
5	10808.750	52.11	7.15	74.0	-21.89	Peak	360.00	100	Horizontal	Pass
5**	10808.750	41.54	7.15	54.0	-12.46	AV	360.00	100	Horizontal	Pass
6	14603.750	55.72	12.38	68.2	-12.48	Peak	246.00	100	Horizontal	Pass
6**	14603.750	47.33	12.38	54.0	-6.67	AV	246.00	100	Horizontal	Pass

11ac20, U-NII-1, 1 GHz to 18 GHz, Low Channel, ANT V

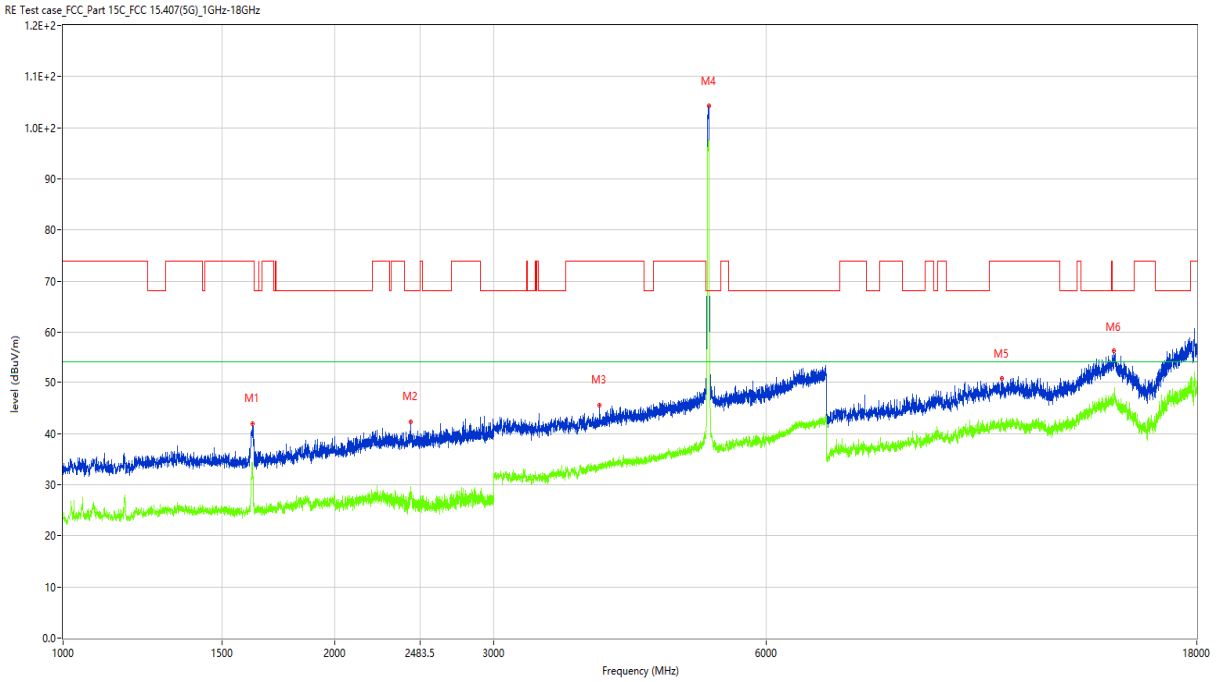

No.	Frequency (MHz)	Results (dBuV/m)	Factor (dB)	Limit (dBuV/m)	Over Limit (dB)	Detector	Table (Degree)	Height (cm)	Antenna	Verdict
1	1620.500	41.89	-16.64	74.0	-32.11	Peak	10.00	100	Vertical	Pass
1**	1620.500	33.66	-16.64	54.0	-20.34	AV	10.00	100	Vertical	Pass
2	2426.000	42.33	-12.22	68.2	-25.87	Peak	60.00	100	Vertical	Pass
2**	2426.000	27.12	-12.22	54.0	-26.88	AV	60.00	100	Vertical	Pass
3	3927.000	45.57	-4.63	74.0	-28.43	Peak	289.00	100	Vertical	Pass
3**	3927.000	33.40	-4.63	54.0	-20.60	AV	289.00	100	Vertical	Pass
4	5186.000	104.21	-2.07	68.2	36.01	Peak	299.00	100	Vertical	N/A
4**	5186.000	97.29	-2.07	54.0	43.29	AV	299.00	100	Vertical	N/A
5	10943.500	50.71	7.42	74.0	-23.29	Peak	217.00	100	Vertical	Pass
5**	10943.500	41.53	7.42	54.0	-12.47	AV	217.00	100	Vertical	Pass
6	14581.750	56.12	12.24	68.2	-12.08	Peak	258.00	100	Vertical	Pass
6**	14581.750	46.69	12.24	54.0	-7.31	AV	258.00	100	Vertical	Pass

11ac20, U-NII-1, 1 GHz to 18 GHz, Low Channel, ANT H

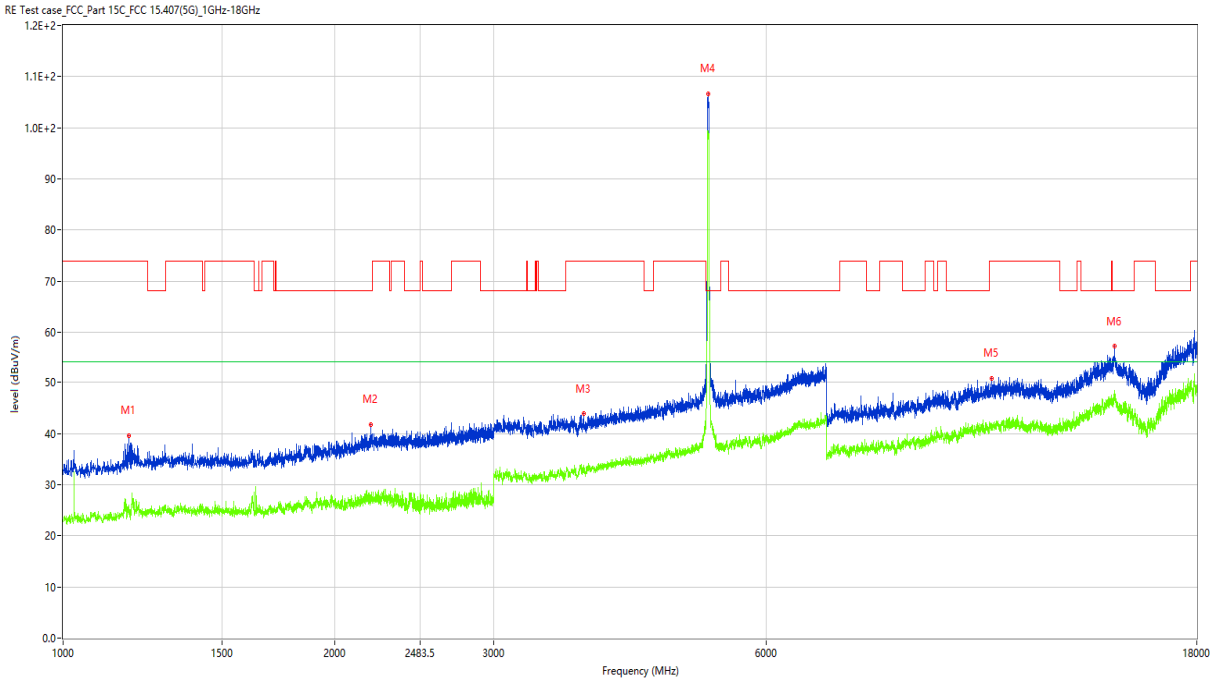

No.	Frequency (MHz)	Results (dBuV/m)	Factor (dB)	Limit (dBuV/m)	Over Limit (dB)	Detector	Table (Degree)	Height (cm)	Antenna	Verdict
1	1183.500	39.60	-17.05	74.0	-34.40	Peak	276.00	100	Horizontal	Pass
1**	1183.500	25.29	-17.05	54.0	-28.71	AV	276.00	100	Horizontal	Pass
2	2193.000	41.79	-12.46	68.2	-26.41	Peak	27.00	100	Horizontal	Pass
2**	2193.000	27.03	-12.46	54.0	-26.97	AV	27.00	100	Horizontal	Pass
3	3769.000	43.88	-5.23	74.0	-30.12	Peak	298.00	100	Horizontal	Pass
3**	3769.000	32.94	-5.23	54.0	-21.06	AV	298.00	100	Horizontal	Pass
4	5182.000	106.68	-1.93	68.2	38.48	Peak	84.00	100	Horizontal	N/A
4**	5182.000	99.10	-1.93	54.0	45.10	AV	84.00	100	Horizontal	N/A
5	10674.000	50.85	6.72	74.0	-23.15	Peak	338.00	100	Horizontal	Pass
5**	10674.000	41.19	6.72	54.0	-12.81	AV	338.00	100	Horizontal	Pass
6	14595.500	57.16	12.45	68.2	-11.04	Peak	251.00	100	Horizontal	Pass
6**	14595.500	48.04	12.45	54.0	-5.96	AV	251.00	100	Horizontal	Pass

11ac20, U-NII-1, 1 GHz to 18 GHz, Middle Channel, ANT V

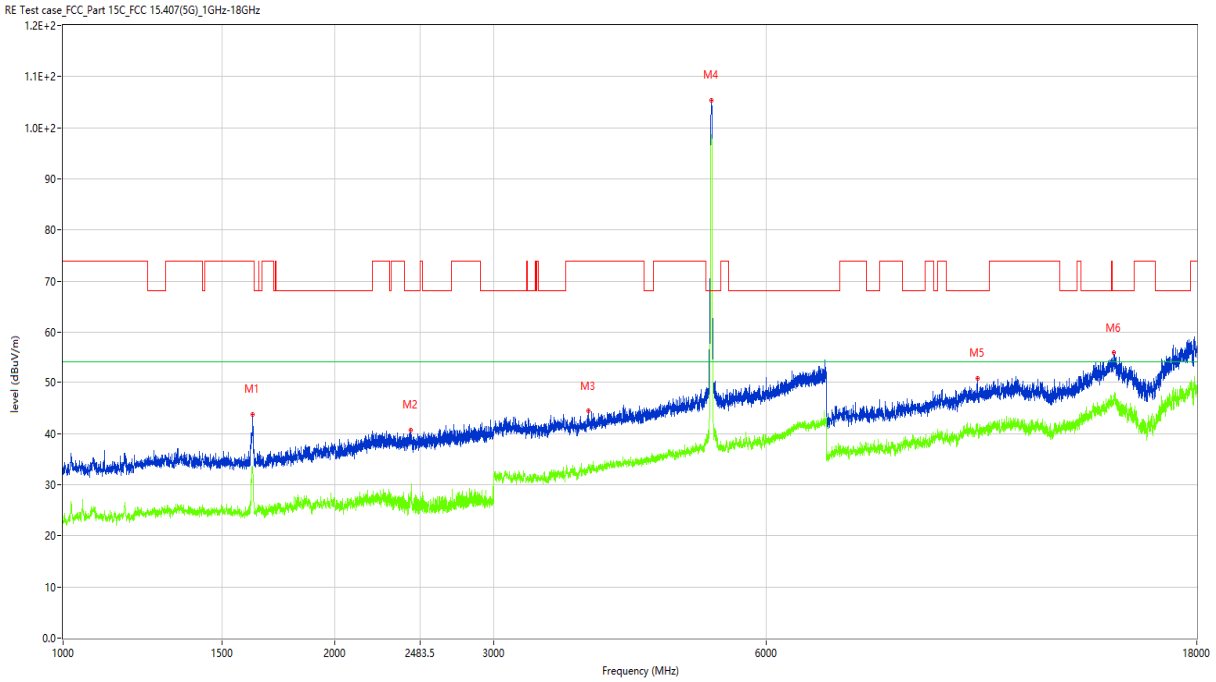

No.	Frequency (MHz)	Results (dBuV/m)	Factor (dB)	Limit (dBuV/m)	Over Limit (dB)	Detector	Table (Degree)	Height (cm)	Antenna	Verdict
1	1620.000	43.79	-16.54	74.0	-30.21	Peak	22.00	100	Vertical	Pass
1**	1620.000	32.89	-16.54	54.0	-21.11	AV	22.00	100	Vertical	Pass
2	2424.500	40.66	-12.22	68.2	-27.54	Peak	167.00	100	Vertical	Pass
2**	2424.500	27.22	-12.22	54.0	-26.78	AV	167.00	100	Vertical	Pass
3	3813.000	44.47	-5.03	74.0	-29.53	Peak	13.00	100	Vertical	Pass
3**	3813.000	33.31	-5.03	54.0	-20.69	AV	13.00	100	Vertical	Pass
4	5221.000	105.38	-1.69	68.2	37.18	Peak	205.00	100	Vertical	N/A
4**	5221.000	97.74	-1.69	54.0	43.74	AV	205.00	100	Vertical	N/A
5	10283.500	50.76	7.21	68.2	-17.44	Peak	-1.00	100	Vertical	Pass
5**	10283.500	41.19	7.21	54.0	-12.81	AV	-1.00	100	Vertical	Pass
6	14579.000	55.93	12.16	68.2	-12.27	Peak	95.00	100	Vertical	Pass
6**	14579.000	47.60	12.16	54.0	-6.40	AV	95.00	100	Vertical	Pass

11ac20, U-NII-1, 1 GHz to 18 GHz, Middle Channel, ANT H

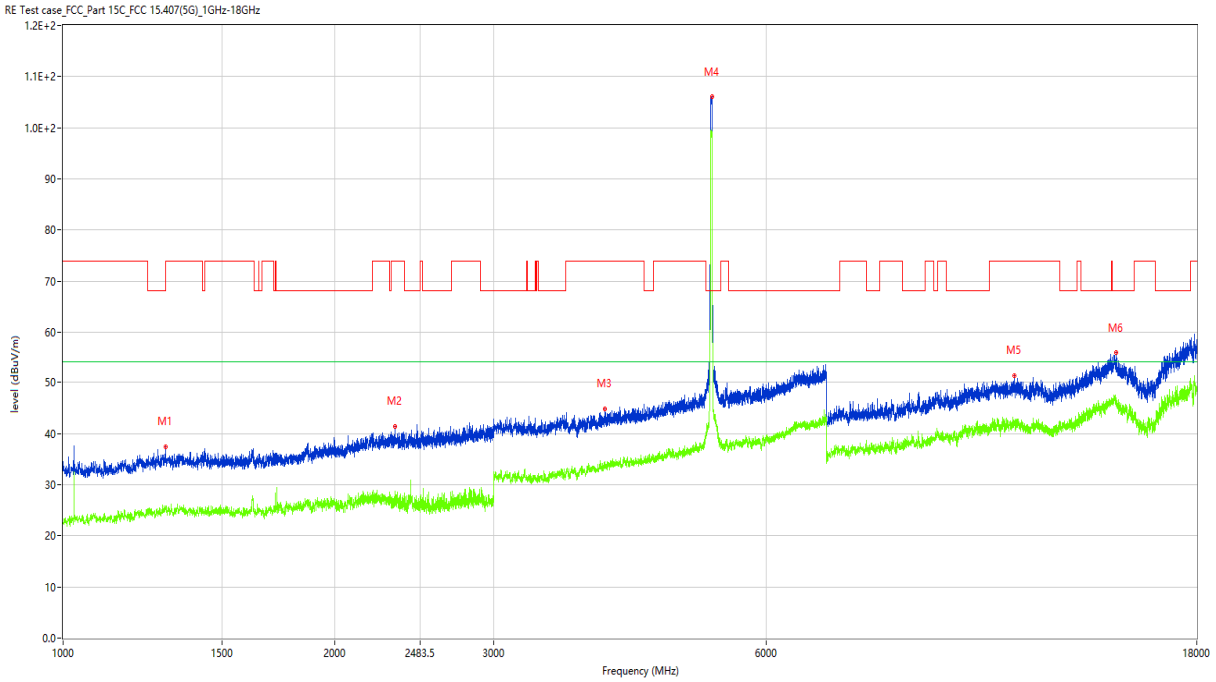

No.	Frequency (MHz)	Results (dBuV/m)	Factor (dB)	Limit (dBuV/m)	Over Limit (dB)	Detector	Table (Degree)	Height (cm)	Antenna	Verdict
1	1298.000	37.42	-15.59	68.2	-30.78	Peak	44.00	100	Horizontal	Pass
1**	1298.000	25.79	-15.59	54.0	-28.21	AV	44.00	100	Horizontal	Pass
2	2332.000	41.38	-12.04	74.0	-32.62	Peak	313.00	100	Horizontal	Pass
2**	2332.000	27.38	-12.04	54.0	-26.62	AV	313.00	100	Horizontal	Pass
3	3978.000	44.83	-4.82	74.0	-29.17	Peak	32.00	100	Horizontal	Pass
3**	3978.000	33.12	-4.82	54.0	-20.88	AV	32.00	100	Horizontal	Pass
4	5227.000	106.05	-1.94	68.2	37.85	Peak	97.00	100	Horizontal	N/A
4**	5227.000	98.42	-1.94	54.0	44.42	AV	97.00	100	Horizontal	N/A
5	11312.000	51.41	6.74	74.0	-22.59	Peak	222.00	100	Horizontal	Pass
5**	11312.000	41.90	6.74	54.0	-12.10	AV	222.00	100	Horizontal	Pass
6	14642.250	55.87	11.95	68.2	-12.33	Peak	277.00	100	Horizontal	Pass
6**	14642.250	45.77	11.95	54.0	-8.23	AV	277.00	100	Horizontal	Pass

11ac20, U-NII-1, 1 GHz to 18 GHz, High Channel, ANT V

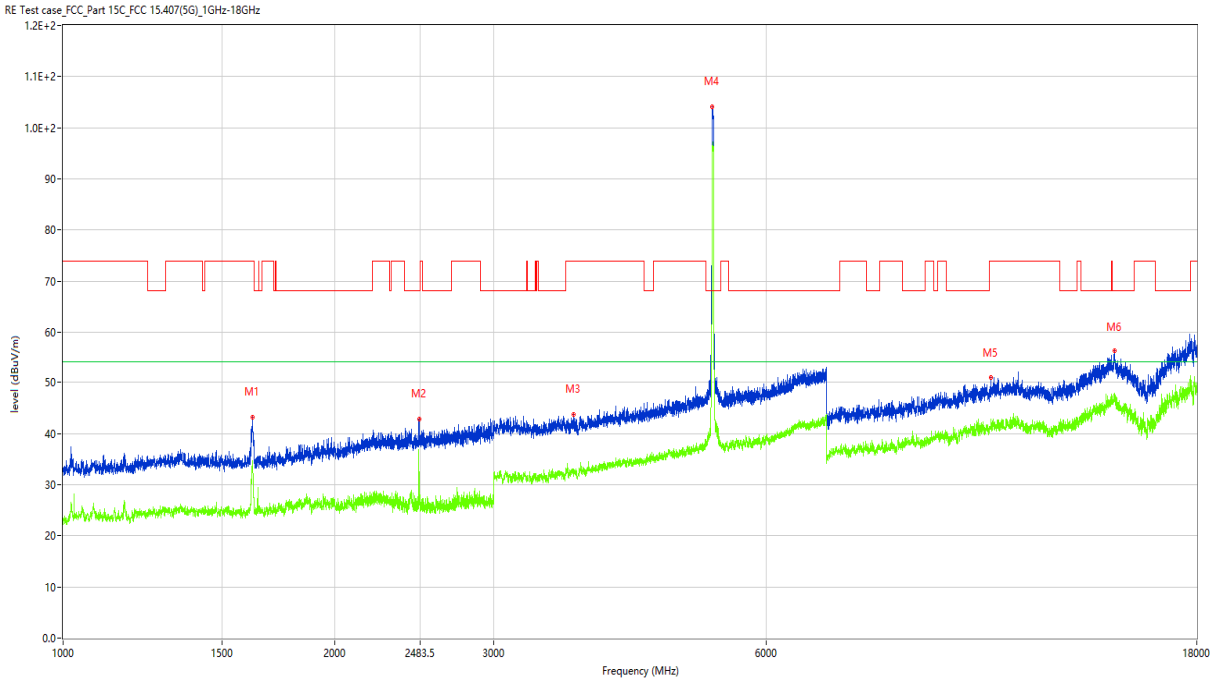

No.	Frequency (MHz)	Results (dBuV/m)	Factor (dB)	Limit (dBuV/m)	Over Limit (dB)	Detector	Table (Degree)	Height (cm)	Antenna	Verdict
1	1621.000	43.17	-16.40	74.0	-30.83	Peak	14.00	100	Vertical	Pass
1**	1621.000	33.78	-16.40	54.0	-20.22	AV	14.00	100	Vertical	Pass
2	2478.000	42.91	-11.73	68.2	-25.29	Peak	268.00	100	Vertical	Pass
2**	2478.000	30.26	-11.73	54.0	-23.74	AV	268.00	100	Vertical	Pass
3	3678.000	43.75	-5.10	74.0	-30.25	Peak	253.00	100	Vertical	Pass
3**	3678.000	32.75	-5.10	54.0	-21.25	AV	253.00	100	Vertical	Pass
4	5237.000	104.12	-2.18	68.2	35.92	Peak	207.00	100	Vertical	N/A
4**	5237.000	96.44	-2.18	54.0	42.44	AV	207.00	100	Vertical	N/A
5	10646.500	50.89	6.86	74.0	-23.11	Peak	135.00	100	Vertical	Pass
5**	10646.500	40.90	6.86	54.0	-13.10	AV	135.00	100	Vertical	Pass
6	14584.500	56.17	12.31	68.2	-12.03	Peak	361.00	100	Vertical	Pass
6**	14584.500	46.71	12.31	54.0	-7.29	AV	361.00	100	Vertical	Pass

11ac20, U-NII-1, 1 GHz to 18 GHz, High Channel, ANT H

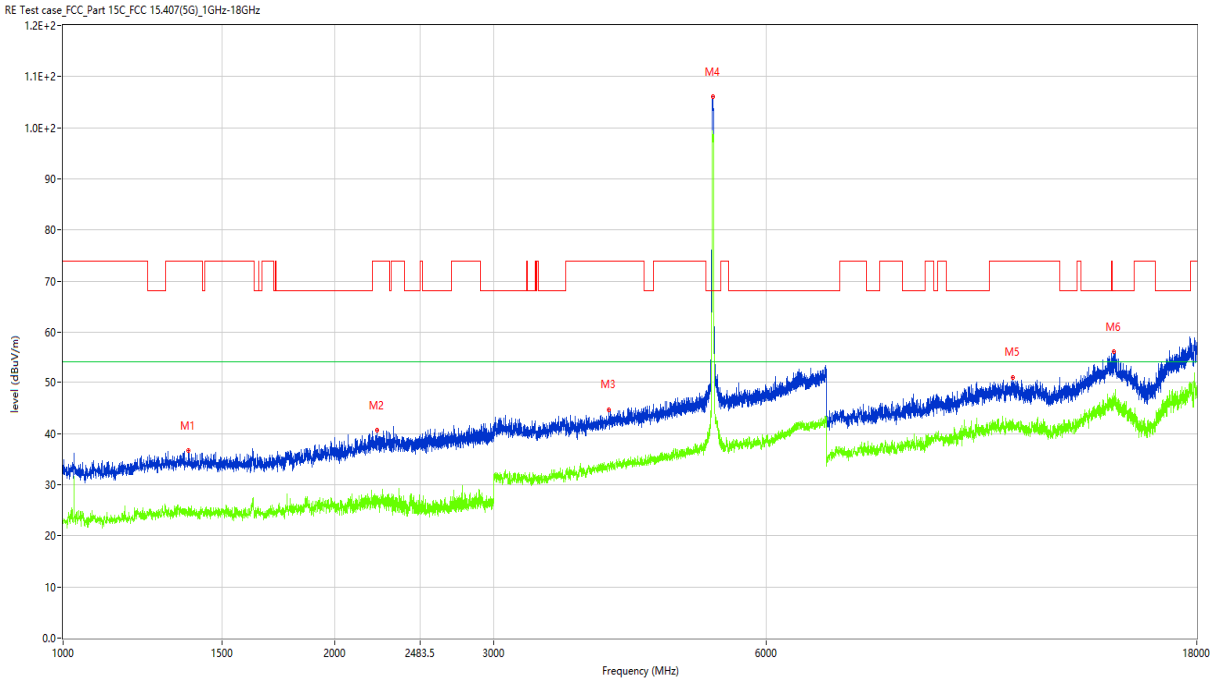

No.	Frequency (MHz)	Results (dBuV/m)	Factor (dB)	Limit (dBuV/m)	Over Limit (dB)	Detector	Table (Degree)	Height (cm)	Antenna	Verdict
1	1377.000	36.62	-16.16	74.0	-37.38	Peak	54.00	100	Horizontal	Pass
1**	1377.000	24.52	-16.16	54.0	-29.48	AV	54.00	100	Horizontal	Pass
2	2224.500	40.58	-12.49	74.0	-33.42	Peak	29.00	100	Horizontal	Pass
2**	2224.500	27.39	-12.49	54.0	-26.61	AV	29.00	100	Horizontal	Pass
3	4023.000	44.68	-4.28	74.0	-29.32	Peak	188.00	100	Horizontal	Pass
3**	4023.000	34.21	-4.28	54.0	-19.79	AV	188.00	100	Horizontal	Pass
4	5241.000	106.01	-2.37	68.2	37.81	Peak	68.00	100	Horizontal	N/A
4**	5241.000	98.14	-2.37	54.0	44.14	AV	68.00	100	Horizontal	N/A
5	11257.000	50.96	6.76	74.0	-23.04	Peak	97.00	100	Horizontal	Pass
5**	11257.000	41.86	6.76	54.0	-12.14	AV	97.00	100	Horizontal	Pass
6	14570.750	56.06	11.86	68.2	-12.14	Peak	170.00	100	Horizontal	Pass
6**	14570.750	46.81	11.86	54.0	-7.19	AV	170.00	100	Horizontal	Pass

11ac40, U-NII-1, 1 GHz to 18 GHz, Low Channel, ANT V

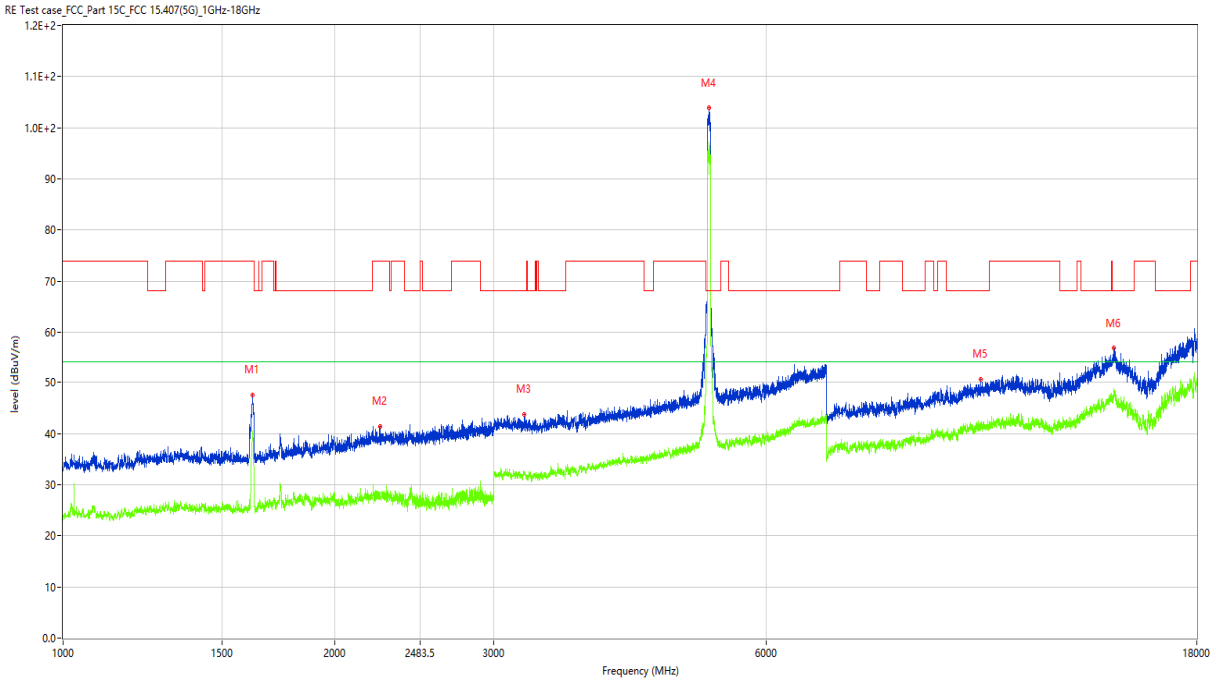

No.	Frequency (MHz)	Results (dBuV/m)	Factor (dB)	Limit (dBuV/m)	Over Limit (dB)	Detector	Table (Degree)	Height (cm)	Antenna	Verdict
1	1622.000	47.58	-16.38	74.0	-26.42	Peak	93.00	100	Vertical	Pass
1**	1622.000	39.40	-16.38	54.0	-14.60	AV	93.00	100	Vertical	Pass
2	2243.500	41.38	-12.20	74.0	-32.62	Peak	321.00	100	Vertical	Pass
2**	2243.500	27.82	-12.20	54.0	-26.18	AV	321.00	100	Vertical	Pass
3	3240.000	43.82	-7.81	68.2	-24.38	Peak	70.00	100	Vertical	Pass
3**	3240.000	32.29	-7.81	54.0	-21.71	AV	70.00	100	Vertical	Pass
4	5193.000	103.83	-2.51	68.2	35.63	Peak	115.00	100	Vertical	N/A
4**	5193.000	96.68	-2.51	54.0	42.68	AV	115.00	100	Vertical	N/A
5	10374.250	50.65	6.89	68.2	-17.55	Peak	71.00	100	Vertical	Pass
5**	10374.250	41.41	6.89	54.0	-12.59	AV	71.00	100	Vertical	Pass
6	14579.000	56.73	12.16	68.2	-11.47	Peak	166.00	100	Vertical	Pass
6**	14579.000	47.55	12.16	54.0	-6.45	AV	166.00	100	Vertical	Pass

11ac40, U-NII-1, 1 GHz to 18 GHz, Low Channel, ANT H

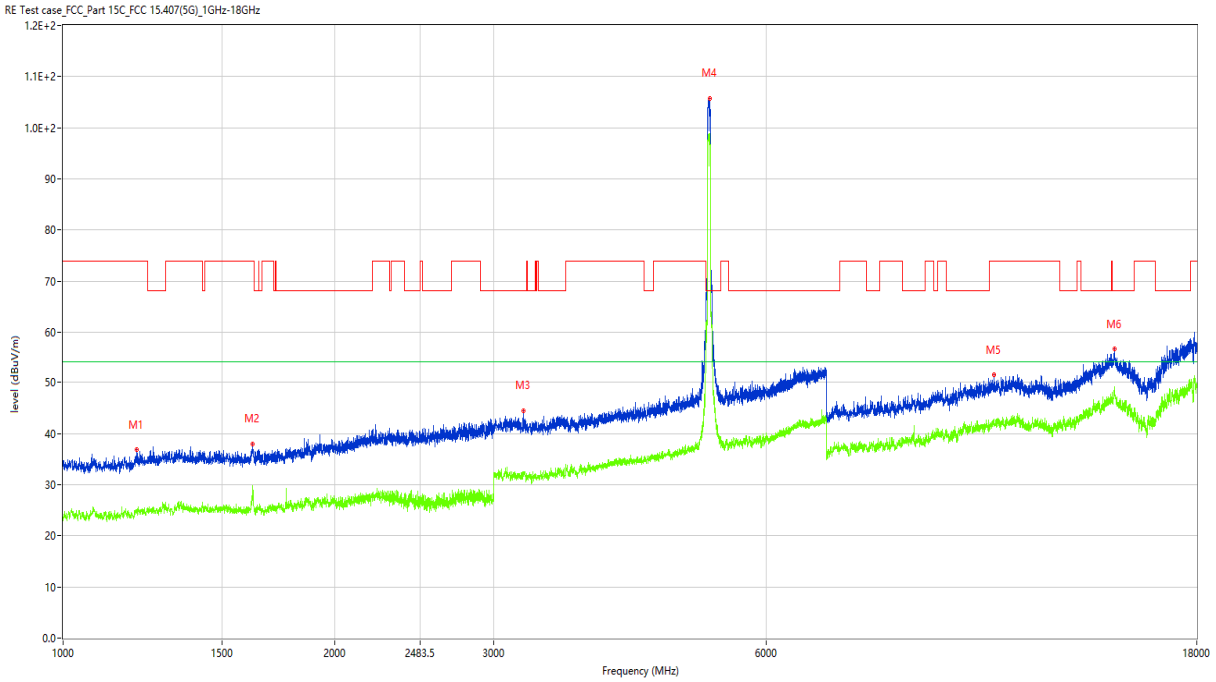

No.	Frequency (MHz)	Results (dBuV/m)	Factor (dB)	Limit (dBuV/m)	Over Limit (dB)	Detector	Table (Degree)	Height (cm)	Antenna	Verdict
1	1207.000	36.79	-15.96	74.0	-37.21	Peak	72.00	100	Horizontal	Pass
1**	1207.000	24.35	-15.96	54.0	-29.65	AV	72.00	100	Horizontal	Pass
2	1622.500	37.94	-16.31	74.0	-36.06	Peak	276.00	100	Horizontal	Pass
2**	1622.500	29.46	-16.31	54.0	-24.54	AV	276.00	100	Horizontal	Pass
3	3231.000	44.49	-7.59	68.2	-23.71	Peak	250.00	100	Horizontal	Pass
3**	3231.000	31.96	-7.59	54.0	-22.04	AV	250.00	100	Horizontal	Pass
4	5199.000	105.79	-2.34	68.2	37.59	Peak	102.00	100	Horizontal	N/A
4**	5199.000	97.98	-2.34	54.0	43.98	AV	102.00	100	Horizontal	N/A
5	10726.250	51.44	7.03	74.0	-22.56	Peak	219.00	100	Horizontal	Pass
5**	10726.250	42.26	7.03	54.0	-11.74	AV	219.00	100	Horizontal	Pass
6	14590.000	56.54	12.45	68.2	-11.66	Peak	8.00	100	Horizontal	Pass
6**	14590.000	49.21	12.45	54.0	-4.79	AV	8.00	100	Horizontal	Pass

11ac40, U-NII-1, 1 GHz to 18 GHz, High Channel, ANT V

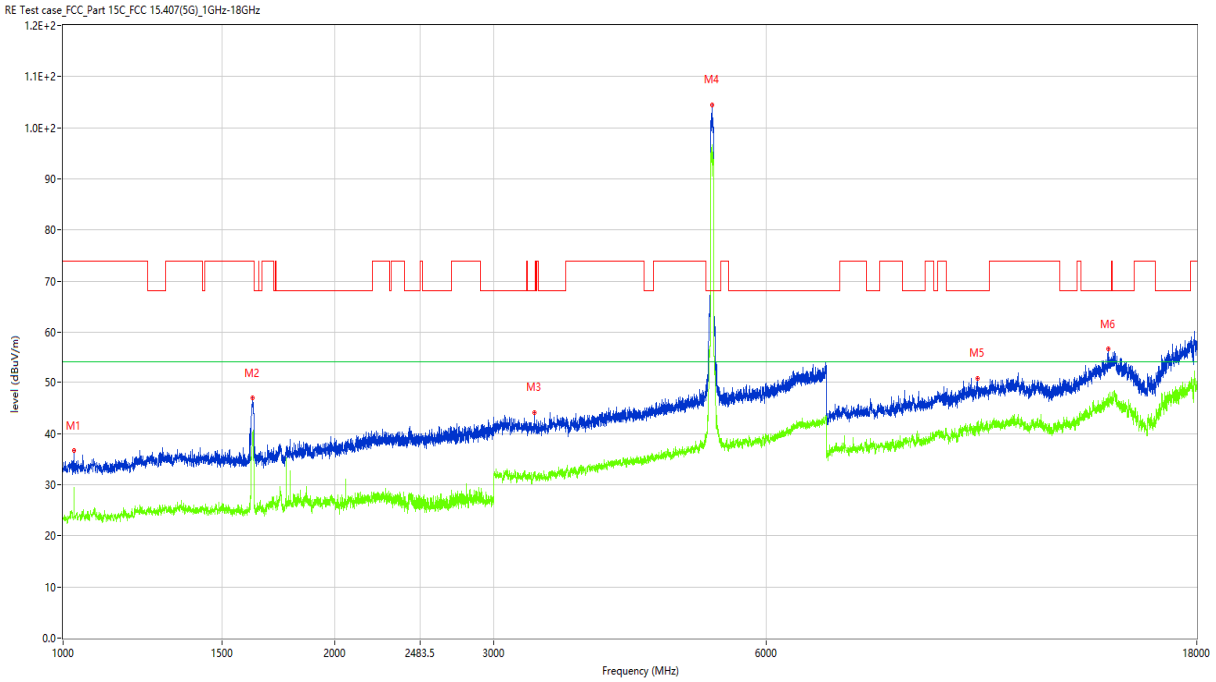

No.	Frequency (MHz)	Results (dBuV/m)	Factor (dB)	Limit (dBuV/m)	Over Limit (dB)	Detector	Table (Degree)	Height (cm)	Antenna	Verdict
1	1028.000	36.76	-17.12	74.0	-37.24	Peak	207.00	100	Vertical	Pass
1**	1028.000	28.78	-17.12	54.0	-25.22	AV	207.00	100	Vertical	Pass
2	1621.000	46.93	-16.40	74.0	-27.07	Peak	75.00	100	Vertical	Pass
2**	1621.000	40.28	-16.40	54.0	-13.72	AV	75.00	100	Vertical	Pass
3	3326.000	44.13	-7.25	68.2	-24.07	Peak	360.00	100	Vertical	Pass
3**	3326.000	31.57	-7.25	54.0	-22.43	AV	360.00	100	Vertical	Pass
4	5231.000	104.44	-2.11	68.2	36.24	Peak	206.00	100	Vertical	N/A
4**	5231.000	90.60	-2.11	54.0	36.60	AV	206.00	100	Vertical	N/A
5	10302.750	50.76	7.45	68.2	-17.44	Peak	245.00	100	Vertical	Pass
5**	10302.750	40.95	7.45	54.0	-13.05	AV	245.00	100	Vertical	Pass
6	14370.000	56.60	12.96	68.2	-11.60	Peak	211.00	100	Vertical	Pass
6**	14370.000	45.69	12.96	54.0	-8.31	AV	211.00	100	Vertical	Pass

11ac40, U-NII-1, 1 GHz to 18 GHz, High Channel, ANT H

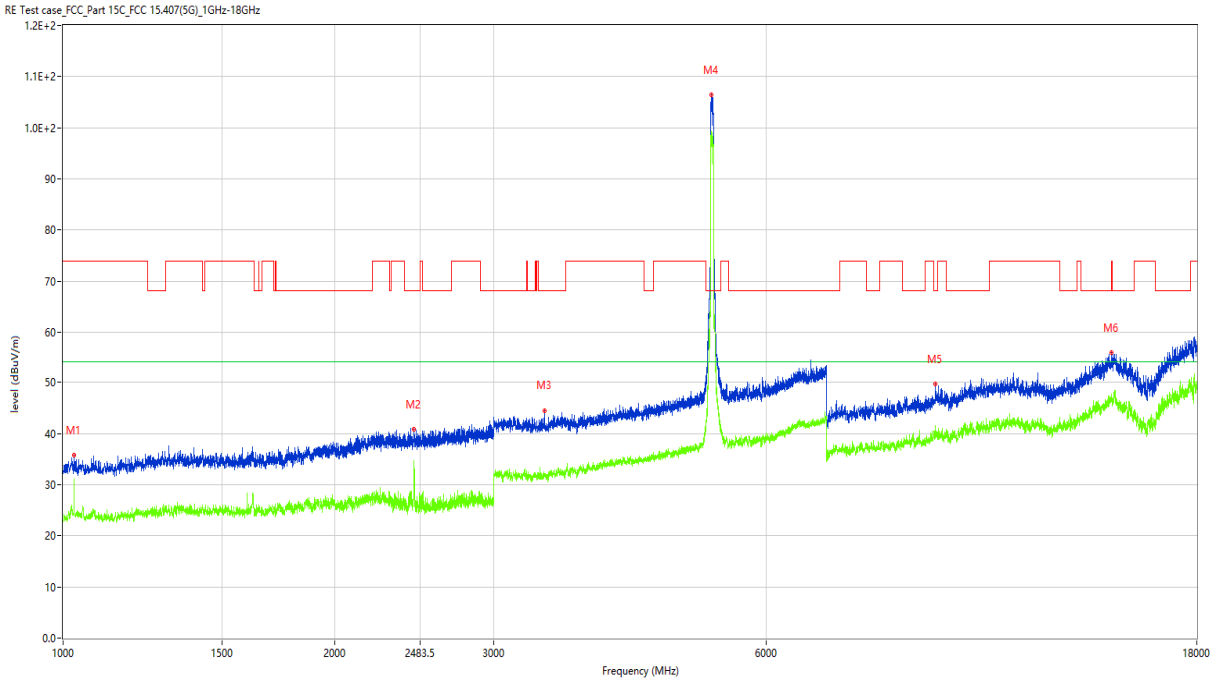

No.	Frequency (MHz)	Results (dBuV/m)	Factor (dB)	Limit (dBuV/m)	Over Limit (dB)	Detector	Table (Degree)	Height (cm)	Antenna	Verdict
1	1028.000	35.75	-17.12	74.0	-38.25	Peak	359.00	100	Horizontal	Pass
1**	1028.000	30.28	-17.12	54.0	-23.72	AV	359.00	100	Horizontal	Pass
2	2446.000	40.78	-11.76	68.2	-27.42	Peak	288.00	100	Horizontal	Pass
2**	2446.000	34.74	-11.76	54.0	-19.26	AV	288.00	100	Horizontal	Pass
3	3411.000	44.52	-6.62	68.2	-23.68	Peak	223.00	100	Horizontal	Pass
3**	3411.000	32.12	-6.62	54.0	-21.88	AV	223.00	100	Horizontal	Pass
4	5218.000	106.37	-1.74	68.2	38.17	Peak	101.00	100	Horizontal	N/A
4**	5218.000	97.05	-1.74	54.0	43.05	AV	101.00	100	Horizontal	N/A
5	9249.500	49.64	3.69	68.2	-18.56	Peak	232.00	100	Horizontal	Pass
5**	9249.500	41.56	3.69	54.0	-12.44	AV	232.00	100	Horizontal	Pass
6	14488.250	55.93	12.14	74.0	-18.07	Peak	256.00	100	Horizontal	Pass
6**	14488.250	47.70	12.14	54.0	-6.30	AV	256.00	100	Horizontal	Pass

11ac80, U-NII-1, 1 GHz to 18 GHz, Middle Channel, ANT V

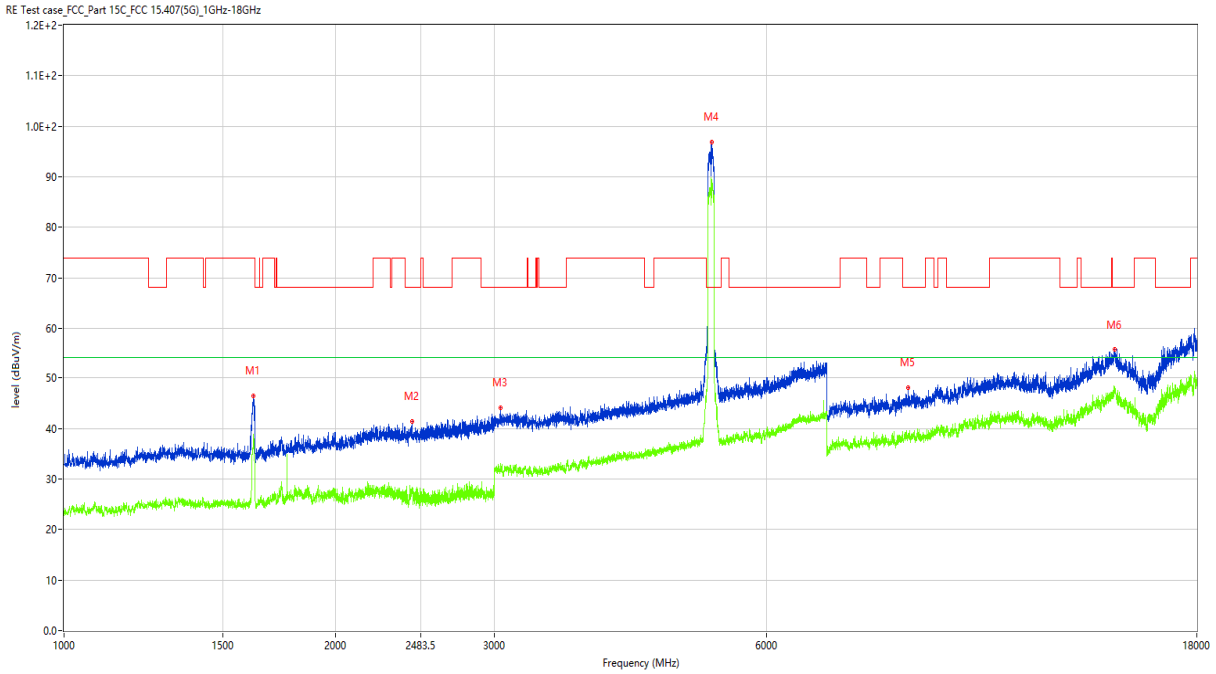

No.	Frequency (MHz)	Results (dBuV/m)	Factor (dB)	Limit (dBuV/m)	Over Limit (dB)	Detector	Table (Degree)	Height (cm)	Antenna	Verdict
1	1620.000	46.51	-16.54	74.0	-27.49	Peak	87.00	100	Vertical	Pass
1**	1620.000	36.64	-16.54	54.0	-17.36	AV	87.00	100	Vertical	Pass
2	2429.500	41.41	-12.40	68.2	-26.79	Peak	73.00	100	Vertical	Pass
2**	2429.500	27.23	-12.40	54.0	-26.77	AV	73.00	100	Vertical	Pass
3	3045.000	44.11	-7.50	68.2	-24.09	Peak	354.00	100	Vertical	Pass
3**	3045.000	33.15	-7.50	54.0	-20.85	AV	354.00	100	Vertical	Pass
4	5217.000	96.88	-1.77	68.2	28.68	Peak	297.00	100	Vertical	N/A
4**	5217.000	89.35	-1.77	54.0	35.35	AV	297.00	100	Vertical	N/A
5	8622.500	48.04	2.57	68.2	-20.16	Peak	305.00	100	Vertical	Pass
5**	8622.500	38.22	2.57	54.0	-15.78	AV	305.00	100	Vertical	Pass
6	14595.500	55.62	12.45	68.2	-12.58	Peak	83.00	100	Vertical	Pass
6**	14595.500	48.00	12.45	54.0	-6.00	AV	83.00	100	Vertical	Pass

11ac80, U-NII-1, 1 GHz to 18 GHz, Middle Channel, ANT H

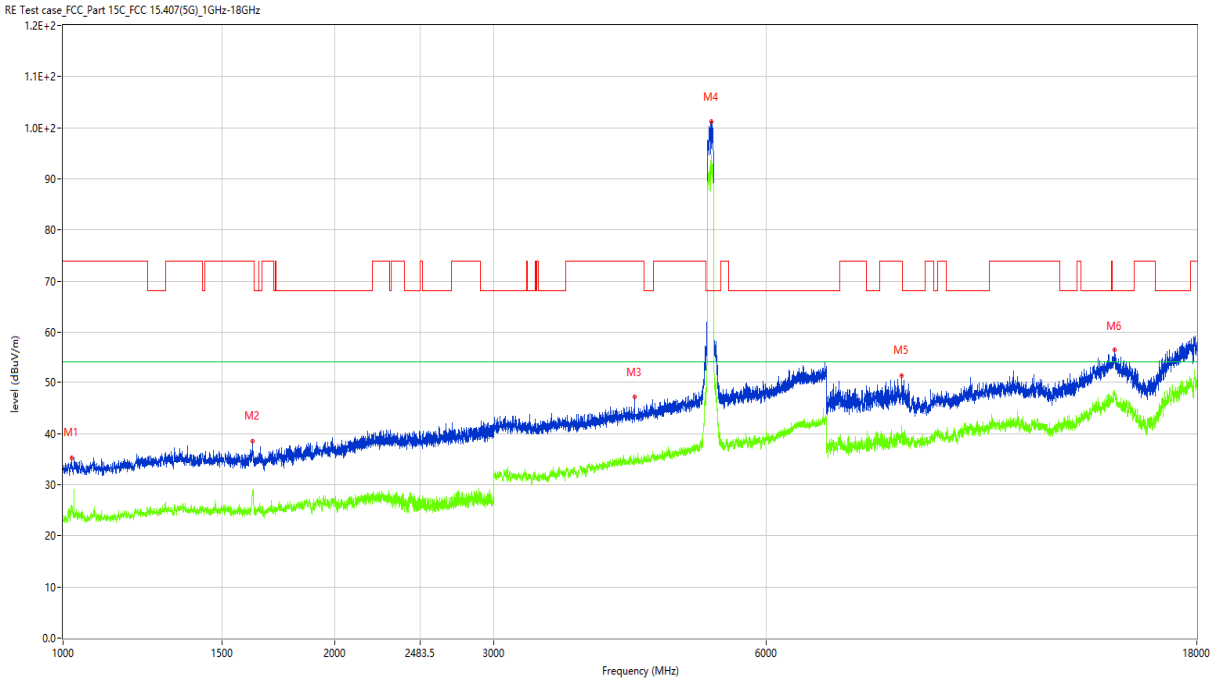

No.	Frequency (MHz)	Results (dBuV/m)	Factor (dB)	Limit (dBuV/m)	Over Limit (dB)	Detector	Table (Degree)	Height (cm)	Antenna	Verdict
1	1022.000	35.17	-17.06	74.0	-38.83	Peak	289.00	100	Horizontal	Pass
1**	1022.000	25.57	-17.06	54.0	-28.43	AV	289.00	100	Horizontal	Pass
2	1620.500	38.53	-16.64	74.0	-35.47	Peak	92.00	100	Horizontal	Pass
2**	1620.500	28.15	-16.64	54.0	-25.85	AV	92.00	100	Horizontal	Pass
3	4296.000	47.14	-4.00	74.0	-26.86	Peak	206.00	100	Horizontal	Pass
3**	4296.000	34.58	-4.00	54.0	-19.42	AV	206.00	100	Horizontal	Pass
4	5217.000	101.16	-1.77	68.2	32.96	Peak	102.00	100	Horizontal	N/A
4**	5217.000	94.42	-1.77	54.0	40.42	AV	102.00	100	Horizontal	N/A
5	8479.500	51.32	2.72	74.0	-22.68	Peak	360.00	100	Horizontal	Pass
5**	8479.500	40.21	2.72	54.0	-13.79	AV	360.00	100	Horizontal	Pass
6	14587.250	56.32	12.38	68.2	-11.88	Peak	240.00	100	Horizontal	Pass
6**	14587.250	48.42	12.38	54.0	-5.58	AV	240.00	100	Horizontal	Pass

11a, U-NII-2A, 1 GHz to 18 GHz, Low Channel, ANT V

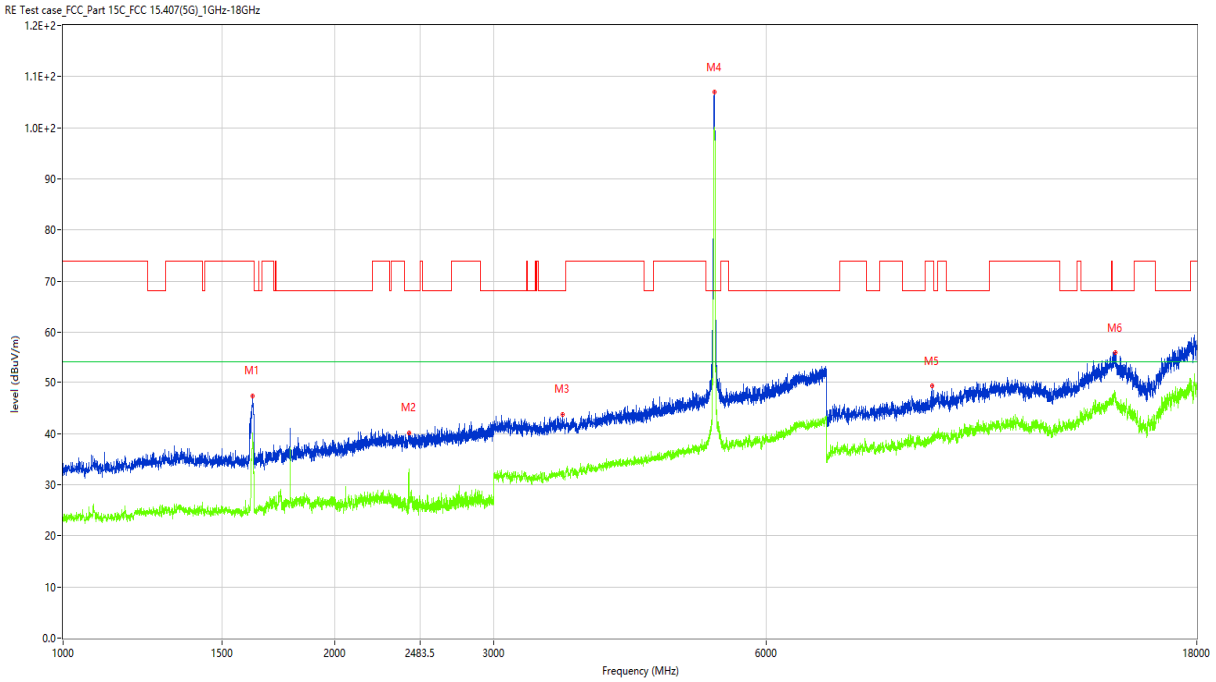

No.	Frequency (MHz)	Results (dBuV/m)	Factor (dB)	Limit (dBuV/m)	Over Limit (dB)	Detector	Table (Degree)	Height (cm)	Antenna	Verdict
1	1621.000	47.37	-16.40	74.0	-26.63	Peak	91.00	100	Vertical	Pass
1**	1621.000	39.86	-16.40	54.0	-14.14	AV	91.00	100	Vertical	Pass
2	2414.500	40.17	-11.50	68.2	-28.03	Peak	330.00	100	Vertical	Pass
2**	2414.500	33.12	-11.50	54.0	-20.88	AV	330.00	100	Vertical	Pass
3	3573.000	43.78	-5.51	68.2	-24.42	Peak	158.00	100	Vertical	Pass
3**	3573.000	32.45	-5.51	54.0	-21.55	AV	158.00	100	Vertical	Pass
4	5259.000	106.95	-2.19	68.2	38.75	Peak	208.00	100	Vertical	N/A
4**	5259.000	98.89	-2.19	54.0	44.89	AV	208.00	100	Vertical	N/A
5	9158.750	49.30	3.30	74.0	-24.70	Peak	318.00	100	Vertical	Pass
5**	9158.750	39.61	3.30	54.0	-14.39	AV	318.00	100	Vertical	Pass
6	14634.000	55.92	12.01	68.2	-12.28	Peak	140.00	100	Vertical	Pass
6**	14634.000	48.06	12.01	54.0	-5.94	AV	140.00	100	Vertical	Pass

11a, U-NII-2A, 1 GHz to 18 GHz, Low Channel, ANT H

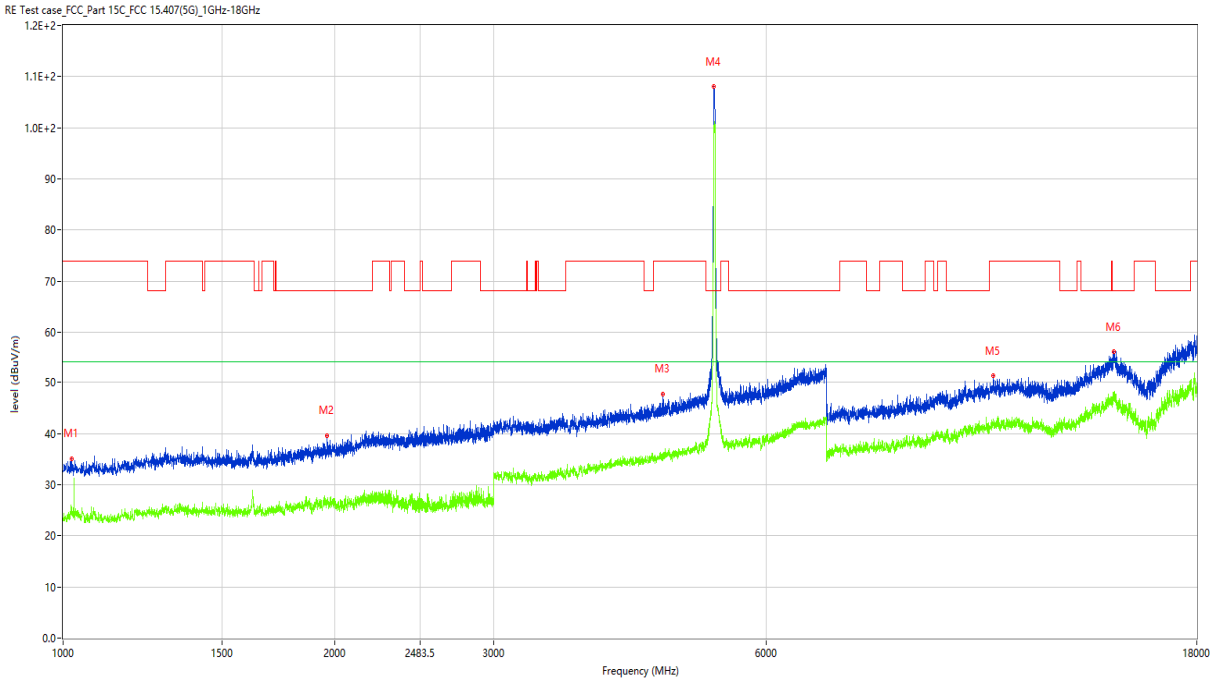

No.	Frequency (MHz)	Results (dBuV/m)	Factor (dB)	Limit (dBuV/m)	Over Limit (dB)	Detector	Table (Degree)	Height (cm)	Antenna	Verdict
1	1021.500	35.04	-17.04	74.0	-38.96	Peak	325.00	100	Horizontal	Pass
1**	1021.500	25.49	-17.04	54.0	-28.51	AV	325.00	100	Horizontal	Pass
2	1960.500	39.65	-14.61	68.2	-28.55	Peak	286.00	100	Horizontal	Pass
2**	1960.500	26.53	-14.61	54.0	-27.47	AV	286.00	100	Horizontal	Pass
3	4610.000	47.78	-3.07	74.0	-26.22	Peak	203.00	100	Horizontal	Pass
3**	4610.000	36.21	-3.07	54.0	-17.79	AV	203.00	100	Horizontal	Pass
4	5252.000	108.02	-2.61	68.2	39.82	Peak	100.00	100	Horizontal	N/A
4**	5252.000	89.79	-2.61	54.0	35.79	AV	100.00	100	Horizontal	N/A
5	10718.000	51.35	7.02	74.0	-22.65	Peak	282.00	100	Horizontal	Pass
5**	10718.000	41.48	7.02	54.0	-12.52	AV	282.00	100	Horizontal	Pass
6	14567.999	56.08	11.77	68.2	-12.12	Peak	31.00	100	Horizontal	Pass
6**	14567.999	47.21	11.77	54.0	-6.79	AV	31.00	100	Horizontal	Pass

11a, U-NII-2A, 1 GHz to 18 GHz, Middle Channel, ANT V

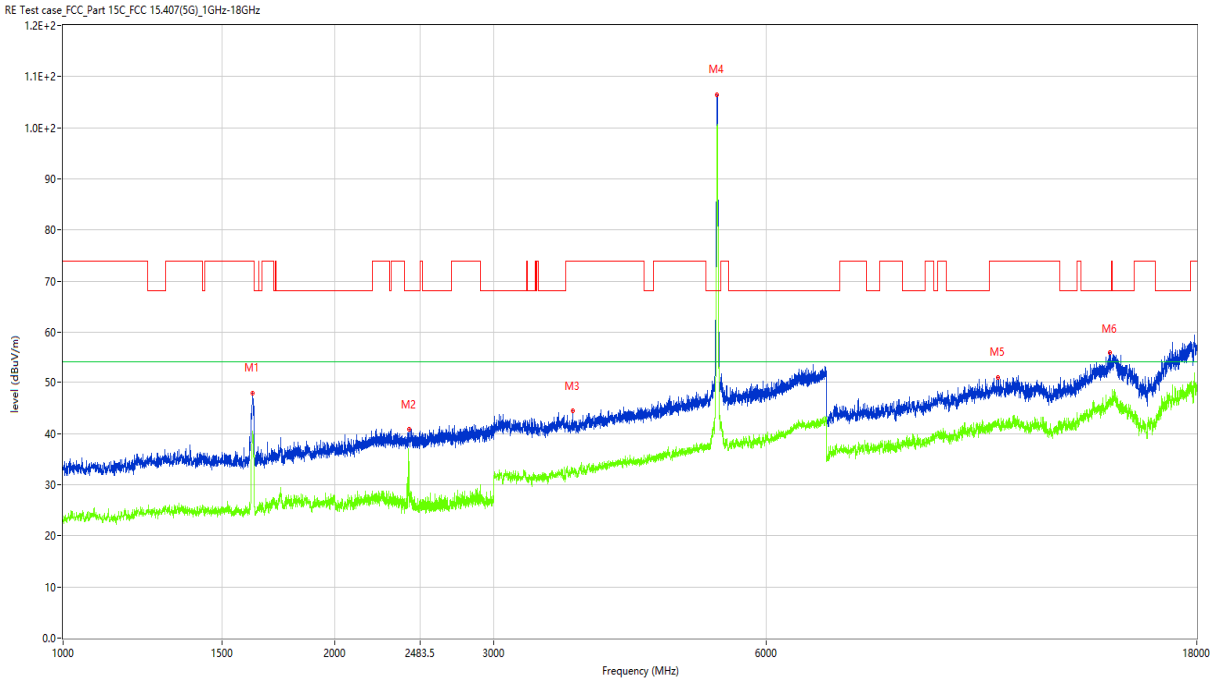

No.	Frequency (MHz)	Results (dBuV/m)	Factor (dB)	Limit (dBuV/m)	Over Limit (dB)	Detector	Table (Degree)	Height (cm)	Antenna	Verdict
1	1622.000	47.94	-16.38	74.0	-26.06	Peak	87.00	100	Vertical	Pass
1**	1622.000	39.37	-16.38	54.0	-14.63	AV	87.00	100	Vertical	Pass
2	2417.500	40.80	-11.84	68.2	-27.40	Peak	104.00	100	Vertical	Pass
2**	2417.500	25.73	-11.84	54.0	-28.27	AV	104.00	100	Vertical	Pass
3	3665.000	44.38	-5.63	74.0	-29.62	Peak	-1.00	100	Vertical	Pass
3**	3665.000	33.19	-5.63	54.0	-20.81	AV	-1.00	100	Vertical	Pass
4	5299.000	106.52	-2.04	68.2	38.32	Peak	211.00	100	Vertical	N/A
4**	5299.000	98.82	-2.04	54.0	44.82	AV	211.00	100	Vertical	N/A
5	10839.000	51.04	7.26	74.0	-22.96	Peak	178.00	100	Vertical	Pass
5**	10839.000	41.63	7.26	54.0	-12.37	AV	178.00	100	Vertical	Pass
6	14419.500	55.81	10.90	68.2	-12.39	Peak	361.00	100	Vertical	Pass
6**	14419.500	45.66	10.90	54.0	-8.34	AV	361.00	100	Vertical	Pass

11a, U-NII-2A, 1 GHz to 18 GHz, Middle Channel, ANT H

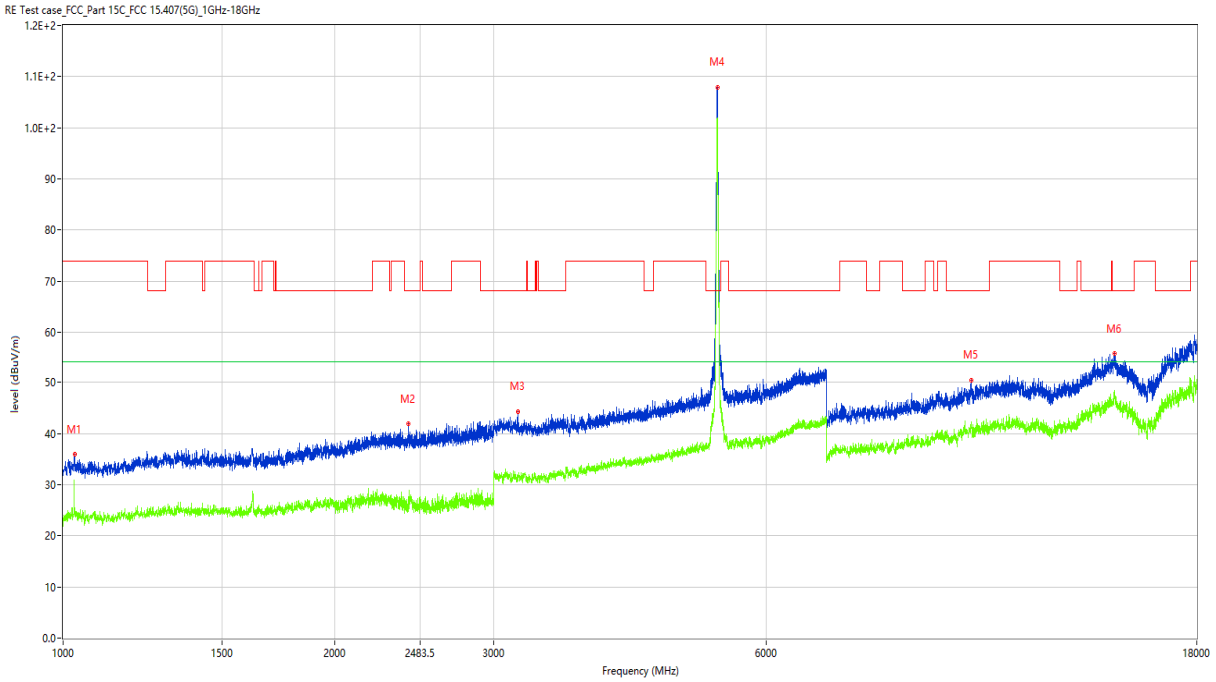

No.	Frequency (MHz)	Results (dBuV/m)	Factor (dB)	Limit (dBuV/m)	Over Limit (dB)	Detector	Table (Degree)	Height (cm)	Antenna	Verdict
1	1029.500	35.89	-16.93	74.0	-38.11	Peak	304.00	100	Horizontal	Pass
1**	1029.500	25.43	-16.93	54.0	-28.57	AV	304.00	100	Horizontal	Pass
2	2411.500	41.87	-11.64	68.2	-26.33	Peak	241.00	100	Horizontal	Pass
2**	2411.500	27.05	-11.64	54.0	-26.95	AV	241.00	100	Horizontal	Pass
3	3186.000	44.29	-7.42	68.2	-23.91	Peak	37.00	100	Horizontal	Pass
3**	3186.000	31.81	-7.42	54.0	-22.19	AV	37.00	100	Horizontal	Pass
4	5306.000	107.95	-1.94	68.2	39.75	Peak	101.00	100	Horizontal	N/A
4**	5306.000	99.73	-1.94	54.0	45.73	AV	101.00	100	Horizontal	N/A
5	10132.250	50.42	6.58	68.2	-17.78	Peak	358.00	100	Horizontal	Pass
5**	10132.250	41.66	6.58	54.0	-12.34	AV	358.00	100	Horizontal	Pass
6	14595.500	55.73	12.45	68.2	-12.47	Peak	220.00	100	Horizontal	Pass
6**	14595.500	47.60	12.45	54.0	-6.40	AV	220.00	100	Horizontal	Pass

11a, U-NII-2A, 1 GHz to 18 GHz, High Channel, ANT V

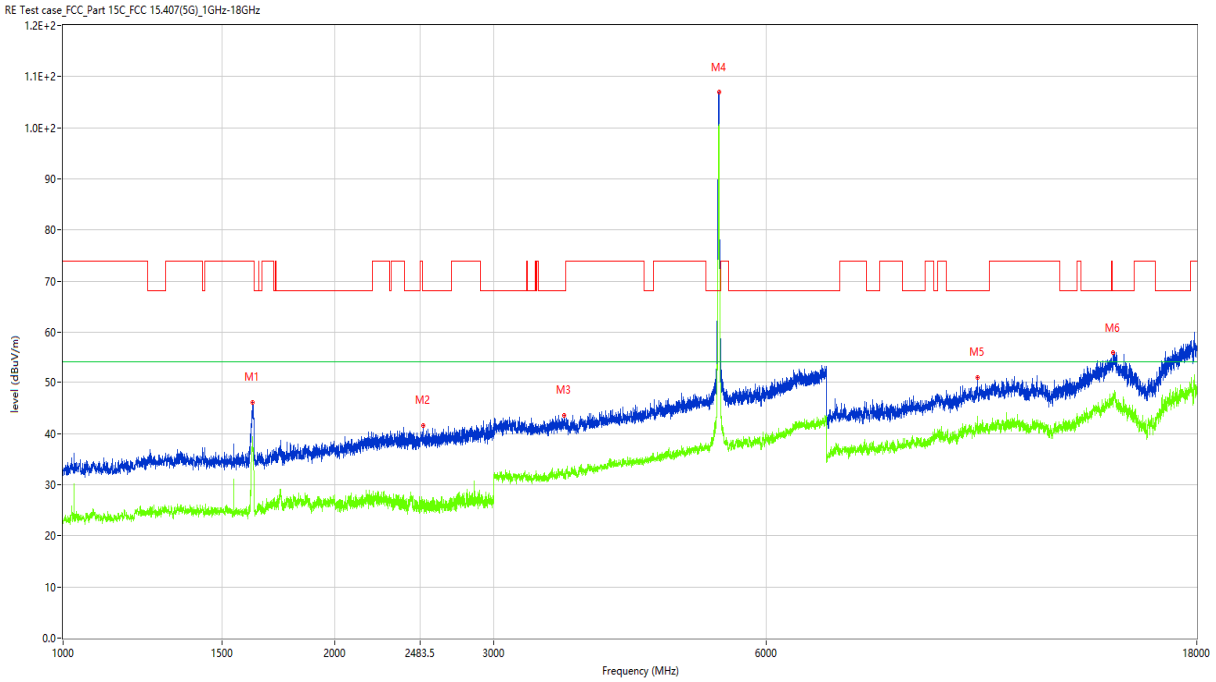

No.	Frequency (MHz)	Results (dBuV/m)	Factor (dB)	Limit (dBuV/m)	Over Limit (dB)	Detector	Table (Degree)	Height (cm)	Antenna	Verdict
1	1622.000	46.14	-16.38	74.0	-27.86	Peak	92.00	100	Vertical	Pass
1**	1622.000	38.26	-16.38	54.0	-15.74	AV	92.00	100	Vertical	Pass
2	2505.000	41.59	-11.64	68.2	-26.61	Peak	290.00	100	Vertical	Pass
2**	2505.000	26.45	-11.64	54.0	-27.55	AV	290.00	100	Vertical	Pass
3	3589.000	43.54	-5.88	68.2	-24.66	Peak	360.00	100	Vertical	Pass
3**	3589.000	31.23	-5.88	54.0	-22.77	AV	360.00	100	Vertical	Pass
4	5327.000	106.95	-2.32	68.2	38.75	Peak	213.00	100	Vertical	N/A
4**	5327.000	97.49	-2.32	54.0	43.49	AV	213.00	100	Vertical	N/A
5	10300.000	50.96	7.46	68.2	-17.24	Peak	358.00	100	Vertical	Pass
5**	10300.000	43.43	7.46	54.0	-10.57	AV	358.00	100	Vertical	Pass
6	14551.500	55.83	11.43	68.2	-12.37	Peak	188.00	100	Vertical	Pass
6**	14551.500	45.16	11.43	54.0	-8.84	AV	188.00	100	Vertical	Pass

11a, U-NII-2A, 1 GHz to 18 GHz, High Channel, ANT H

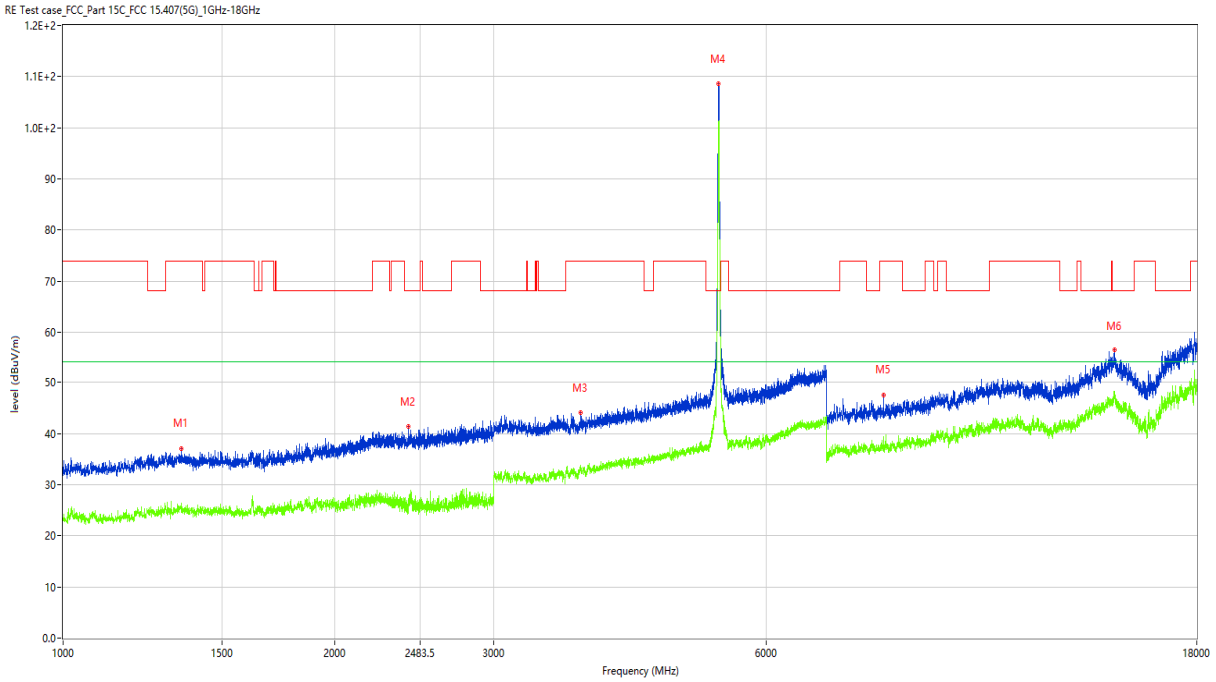

No.	Frequency (MHz)	Results (dBuV/m)	Factor (dB)	Limit (dBuV/m)	Over Limit (dB)	Detector	Table (Degree)	Height (cm)	Antenna	Verdict
1	1351.500	37.06	-15.31	74.0	-36.94	Peak	0.00	100	Horizontal	Pass
1**	1351.500	25.01	-15.31	54.0	-28.99	AV	0.00	100	Horizontal	Pass
2	2413.000	41.35	-11.74	68.2	-26.85	Peak	317.00	100	Horizontal	Pass
2**	2413.000	27.37	-11.74	54.0	-26.63	AV	317.00	100	Horizontal	Pass
3	3743.000	44.05	-4.86	74.0	-29.95	Peak	110.00	100	Horizontal	Pass
3**	3743.000	33.48	-4.86	54.0	-20.52	AV	110.00	100	Horizontal	Pass
4	5314.000	108.57	-1.92	68.2	40.37	Peak	62.00	100	Horizontal	N/A
4**	5314.000	99.63	-1.92	54.0	45.63	AV	62.00	100	Horizontal	N/A
5	8100.000	47.58	1.41	74.0	-26.42	Peak	360.00	100	Horizontal	Pass
5**	8100.000	36.48	1.41	54.0	-17.52	AV	360.00	100	Horizontal	Pass
6	14590.000	56.33	12.45	68.2	-11.87	Peak	332.00	100	Horizontal	Pass
6**	14590.000	47.13	12.45	54.0	-6.87	AV	332.00	100	Horizontal	Pass

11n20, U-NII-2A, 1 GHz to 18 GHz, Low Channel, ANT V

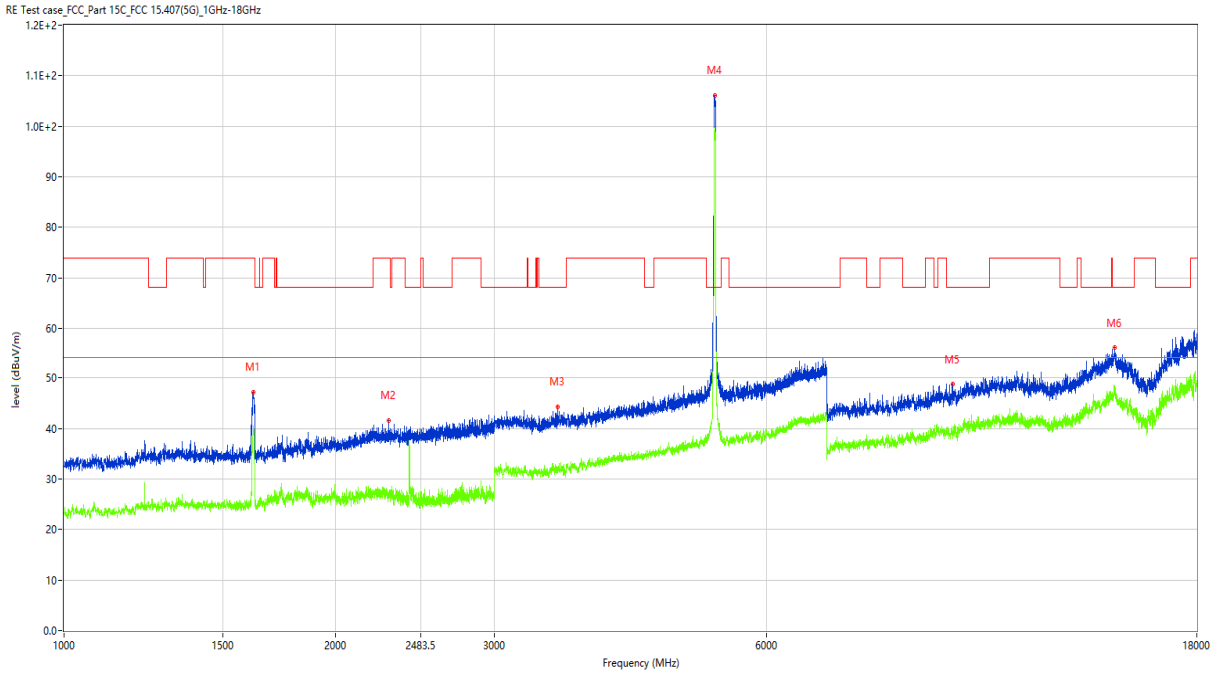

No.	Frequency (MHz)	Results (dBuV/m)	Factor (dB)	Limit (dBuV/m)	Over Limit (dB)	Detector	Table (Degree)	Height (cm)	Antenna	Verdict
1	1622.000	47.24	-16.38	74.0	-26.76	Peak	84.00	100	Vertical	Pass
1**	1622.000	39.46	-16.38	54.0	-14.54	AV	84.00	100	Vertical	Pass
2	2288.500	41.65	-11.82	74.0	-32.35	Peak	73.00	100	Vertical	Pass
2**	2288.500	27.29	-11.82	54.0	-26.71	AV	73.00	100	Vertical	Pass
3	3523.000	44.25	-6.47	68.2	-23.95	Peak	-1.00	100	Vertical	Pass
3**	3523.000	32.24	-6.47	54.0	-21.76	AV	-1.00	100	Vertical	Pass
4	5268.000	106.14	-1.91	68.2	37.94	Peak	201.00	100	Vertical	N/A
4**	5268.000	98.99	-1.91	54.0	44.99	AV	201.00	100	Vertical	N/A
5	9664.750	48.73	4.68	68.2	-19.47	Peak	221.00	100	Vertical	Pass
5**	9664.750	38.81	4.68	54.0	-15.19	AV	221.00	100	Vertical	Pass
6	14587.250	56.01	12.38	68.2	-12.19	Peak	274.00	100	Vertical	Pass
6**	14587.250	47.52	12.38	54.0	-6.48	AV	274.00	100	Vertical	Pass

11n20, U-NII-2A, 1 GHz to 18 GHz, Low Channel, ANT H

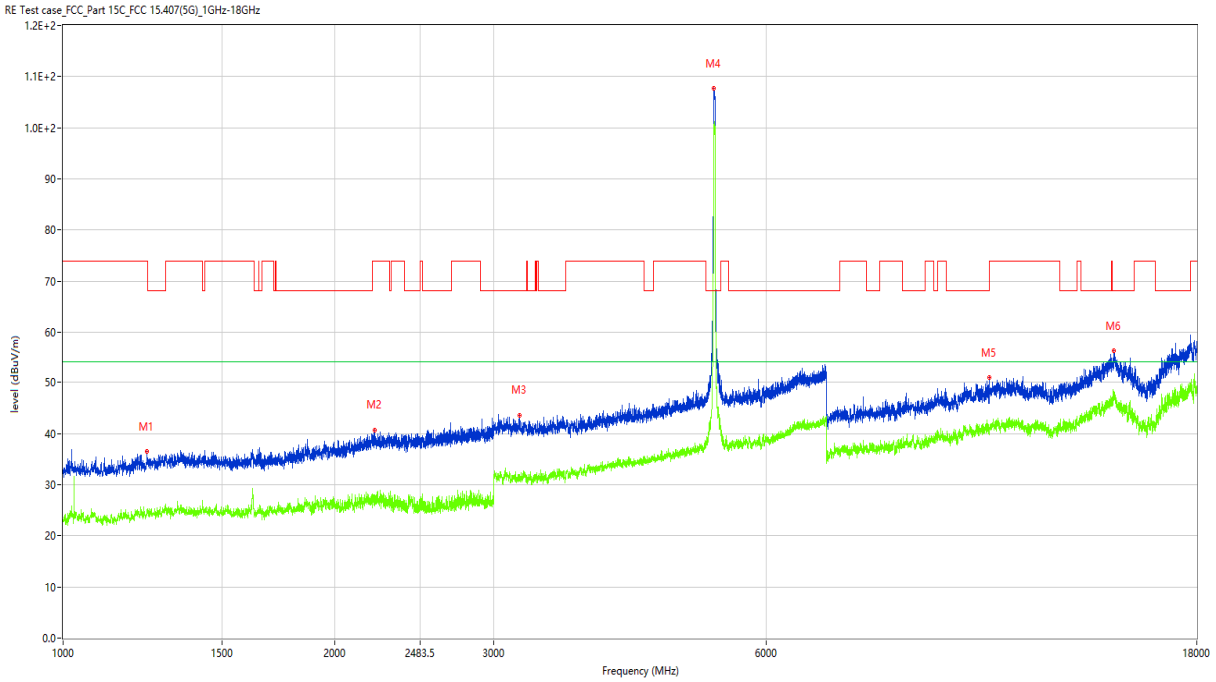

No.	Frequency (MHz)	Results (dBuV/m)	Factor (dB)	Limit (dBuV/m)	Over Limit (dB)	Detector	Table (Degree)	Height (cm)	Antenna	Verdict
1	1237.500	36.46	-16.20	74.0	-37.54	Peak	7.00	100	Horizontal	Pass
1**	1237.500	24.91	-16.20	54.0	-29.09	AV	7.00	100	Horizontal	Pass
2	2213.500	40.67	-12.02	74.0	-33.33	Peak	28.00	100	Horizontal	Pass
2**	2213.500	27.32	-12.02	54.0	-26.68	AV	28.00	100	Horizontal	Pass
3	3199.000	43.62	-6.82	68.2	-24.58	Peak	197.00	100	Horizontal	Pass
3**	3199.000	31.96	-6.82	54.0	-22.04	AV	197.00	100	Horizontal	Pass
4	5258.000	107.64	-2.16	68.2	39.44	Peak	68.00	100	Horizontal	N/A
4**	5258.000	99.94	-2.16	54.0	45.94	AV	68.00	100	Horizontal	N/A
5	10610.750	50.89	7.22	74.0	-23.11	Peak	75.00	100	Horizontal	Pass
5**	10610.750	40.98	7.22	54.0	-13.02	AV	75.00	100	Horizontal	Pass
6	14570.750	56.21	11.86	68.2	-11.99	Peak	0.00	100	Horizontal	Pass
6**	14570.750	47.22	11.86	54.0	-6.78	AV	0.00	100	Horizontal	Pass

11n20, U-NII-2A, 1 GHz to 18 GHz, Middle Channel, ANT V

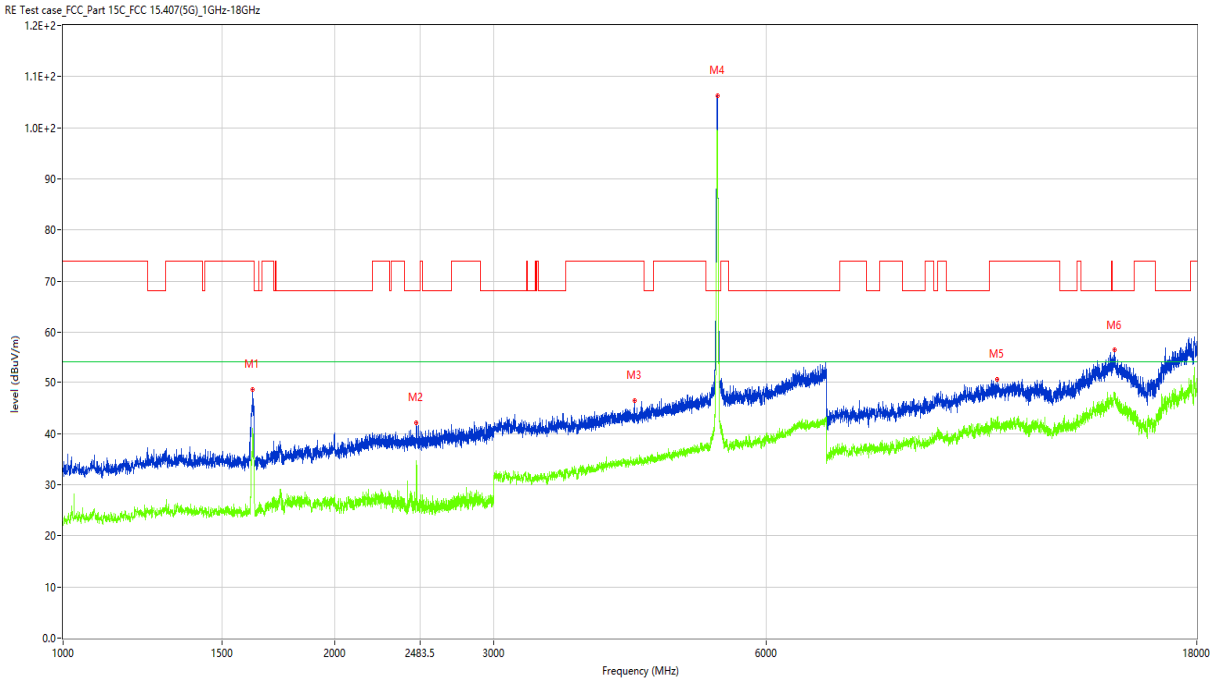

No.	Frequency (MHz)	Results (dBuV/m)	Factor (dB)	Limit (dBuV/m)	Over Limit (dB)	Detector	Table (Degree)	Height (cm)	Antenna	Verdict
1	1621.500	48.59	-16.40	74.0	-25.41	Peak	83.00	100	Vertical	Pass
1**	1621.500	39.58	-16.40	54.0	-14.42	AV	83.00	100	Vertical	Pass
2	2461.500	42.09	-11.48	68.2	-26.11	Peak	220.00	100	Vertical	Pass
2**	2461.500	34.70	-11.48	54.0	-19.30	AV	220.00	100	Vertical	Pass
3	4297.000	46.46	-4.09	74.0	-27.54	Peak	263.00	100	Vertical	Pass
3**	4297.000	34.44	-4.09	54.0	-19.56	AV	263.00	100	Vertical	Pass
4	5302.000	106.33	-2.07	68.2	38.13	Peak	206.00	100	Vertical	N/A
4**	5302.000	98.83	-2.07	54.0	44.83	AV	206.00	100	Vertical	N/A
5	10819.750	50.67	7.20	74.0	-23.33	Peak	324.00	100	Vertical	Pass
5**	10819.750	42.30	7.20	54.0	-11.70	AV	324.00	100	Vertical	Pass
6	14592.750	56.47	12.45	68.2	-11.73	Peak	163.00	100	Vertical	Pass
6**	14592.750	48.00	12.45	54.0	-6.00	AV	163.00	100	Vertical	Pass

11n20, U-NII-2A, 1 GHz to 18 GHz, Middle Channel, ANT H

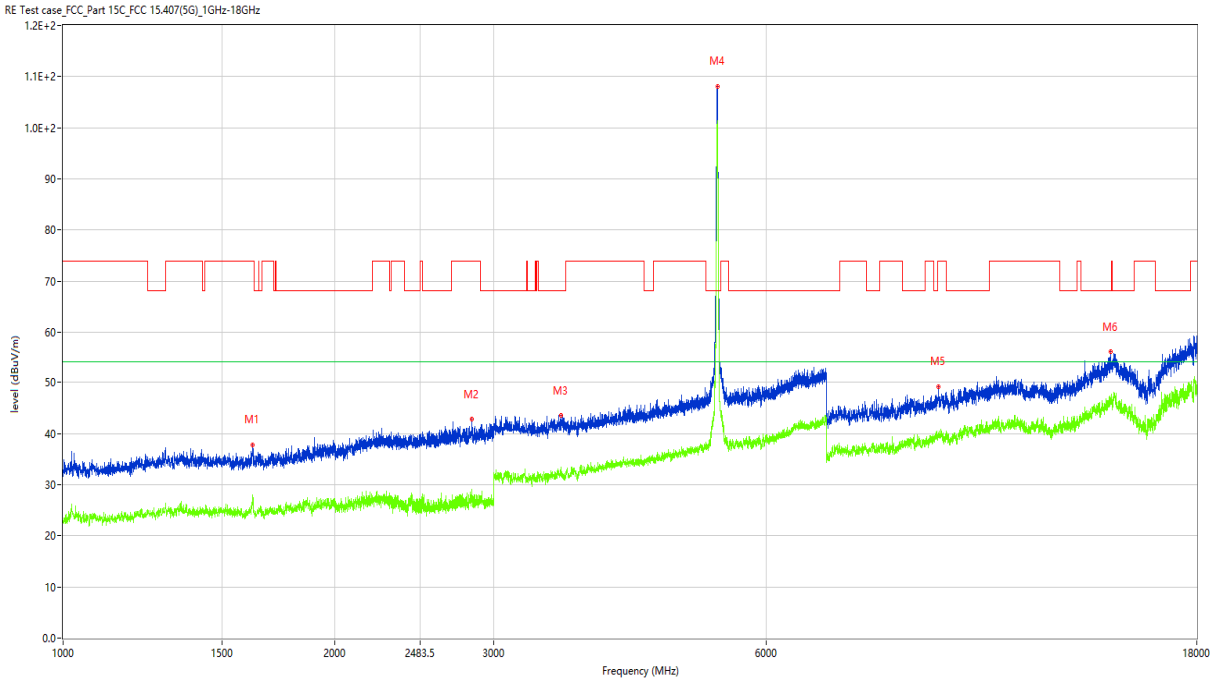

No.	Frequency (MHz)	Results (dBuV/m)	Factor (dB)	Limit (dBuV/m)	Over Limit (dB)	Detector	Table (Degree)	Height (cm)	Antenna	Verdict
1	1622.500	37.77	-16.31	74.0	-36.23	Peak	90.00	100	Horizontal	Pass
1**	1622.500	27.81	-16.31	54.0	-26.19	AV	90.00	100	Horizontal	Pass
2	2835.500	42.75	-9.28	74.0	-31.25	Peak	346.00	100	Horizontal	Pass
2**	2835.500	27.16	-9.28	54.0	-26.84	AV	346.00	100	Horizontal	Pass
3	3561.000	43.53	-6.07	68.2	-24.67	Peak	27.00	100	Horizontal	Pass
3**	3561.000	32.01	-6.07	54.0	-21.99	AV	27.00	100	Horizontal	Pass
4	5308.000	108.05	-1.77	68.2	39.85	Peak	60.00	100	Horizontal	N/A
4**	5308.000	101.42	-1.77	54.0	47.42	AV	60.00	100	Horizontal	N/A
5	9323.750	49.14	4.28	74.0	-24.86	Peak	203.00	100	Horizontal	Pass
5**	9323.750	39.98	4.28	54.0	-14.02	AV	203.00	100	Horizontal	Pass
6	14441.500	56.00	10.65	68.2	-12.20	Peak	192.00	100	Horizontal	Pass
6**	14441.500	45.71	10.65	54.0	-8.29	AV	192.00	100	Horizontal	Pass

11n20, U-NII-2A, 1 GHz to 18 GHz, High Channel, ANT V

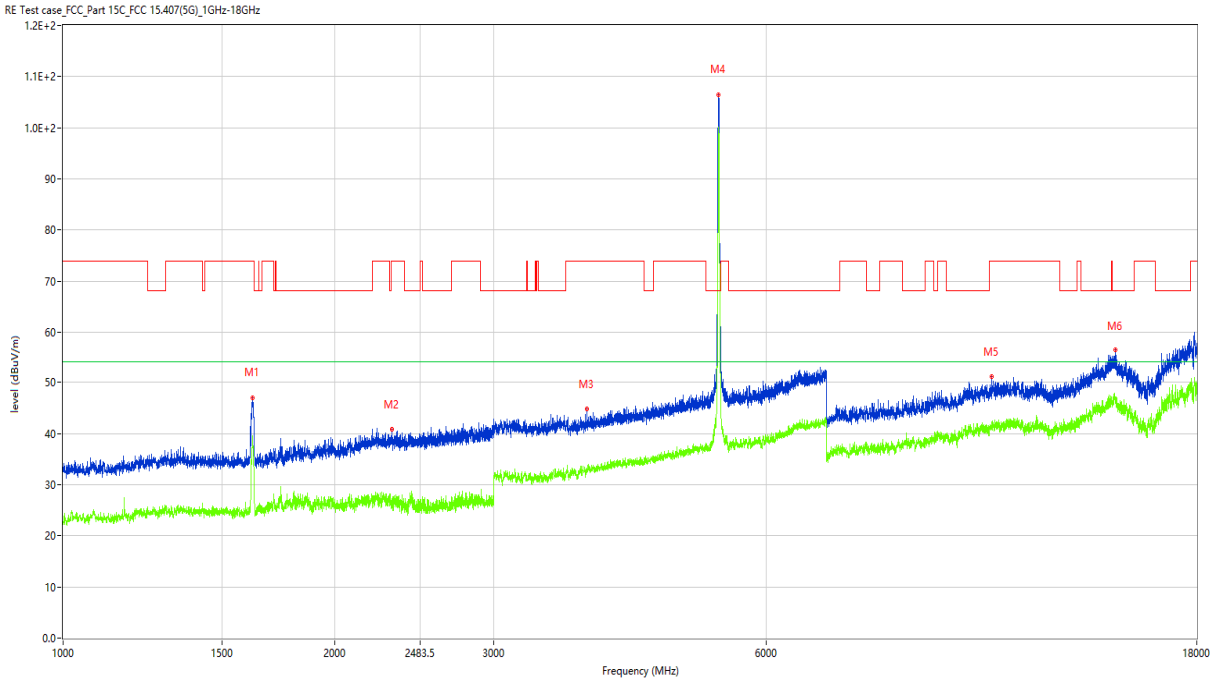

No.	Frequency (MHz)	Results (dBuV/m)	Factor (dB)	Limit (dBuV/m)	Over Limit (dB)	Detector	Table (Degree)	Height (cm)	Antenna	Verdict
1	1620.500	47.07	-16.64	74.0	-26.93	Peak	85.00	100	Vertical	Pass
1**	1620.500	38.64	-16.64	54.0	-15.36	AV	85.00	100	Vertical	Pass
2	2311.000	40.79	-11.98	74.0	-33.21	Peak	3.00	100	Vertical	Pass
2**	2311.000	27.01	-11.98	54.0	-26.99	AV	3.00	100	Vertical	Pass
3	3803.000	44.77	-5.67	74.0	-29.23	Peak	83.00	100	Vertical	Pass
3**	3803.000	32.61	-5.67	54.0	-21.39	AV	83.00	100	Vertical	Pass
4	5313.000	106.42	-2.05	68.2	38.22	Peak	201.00	100	Vertical	N/A
4**	5313.000	99.95	-2.05	54.0	45.95	AV	201.00	100	Vertical	N/A
5	10663.000	51.05	6.89	74.0	-22.95	Peak	230.00	100	Vertical	Pass
5**	10663.000	41.23	6.89	54.0	-12.77	AV	230.00	100	Vertical	Pass
6	14617.500	56.31	12.12	68.2	-11.89	Peak	253.00	100	Vertical	Pass
6**	14617.500	47.15	12.12	54.0	-6.85	AV	253.00	100	Vertical	Pass

11n20, U-NII-2A, 1 GHz to 18 GHz, High Channel, ANT H

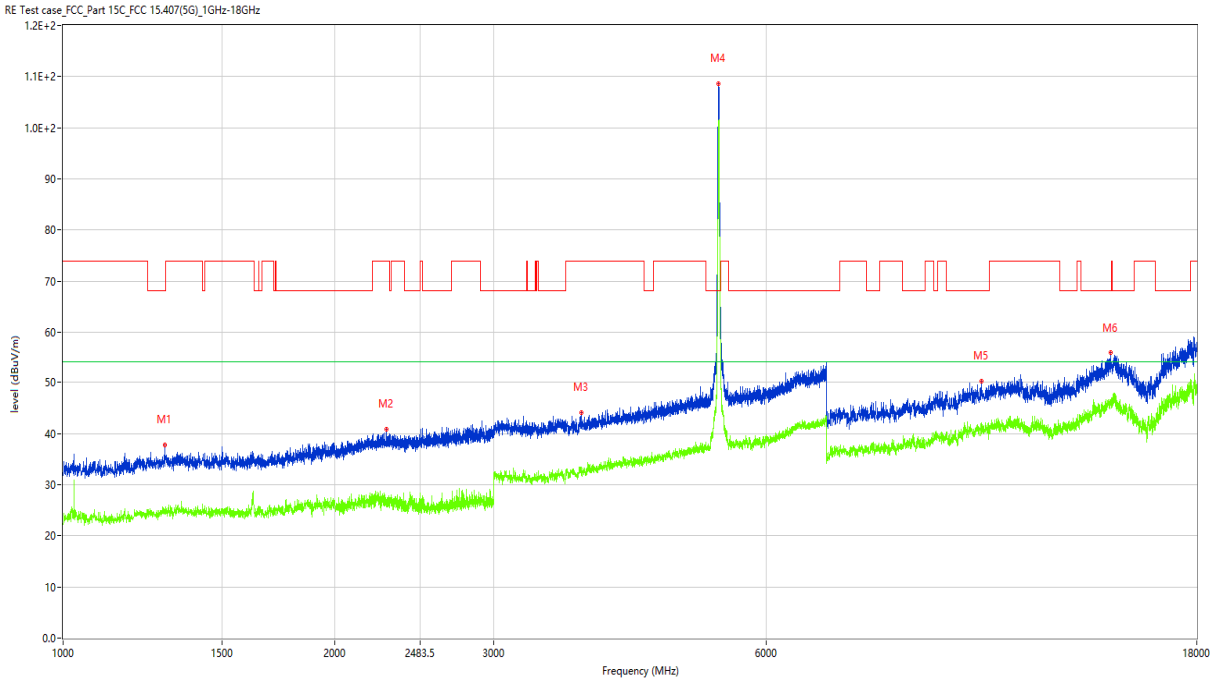

No.	Frequency (MHz)	Results (dBuV/m)	Factor (dB)	Limit (dBuV/m)	Over Limit (dB)	Detector	Table (Degree)	Height (cm)	Antenna	Verdict
1	1295.500	37.79	-15.73	68.2	-30.41	Peak	249.00	100	Horizontal	Pass
1**	1295.500	24.40	-15.73	54.0	-29.60	AV	249.00	100	Horizontal	Pass
2	2281.000	40.93	-12.00	74.0	-33.07	Peak	-1.00	100	Horizontal	Pass
2**	2281.000	26.23	-12.00	54.0	-27.77	AV	-1.00	100	Horizontal	Pass
3	3748.000	44.09	-4.61	74.0	-29.91	Peak	15.00	100	Horizontal	Pass
3**	3748.000	32.80	-4.61	54.0	-21.20	AV	15.00	100	Horizontal	Pass
4	5321.000	108.65	-2.03	68.2	40.45	Peak	100.00	100	Horizontal	N/A
4**	5321.000	99.61	-2.03	54.0	45.61	AV	100.00	100	Horizontal	N/A
5	10404.500	50.21	6.88	68.2	-17.99	Peak	90.00	100	Horizontal	Pass
5**	10404.500	40.43	6.88	54.0	-13.57	AV	90.00	100	Horizontal	Pass
6	14460.750	55.77	11.18	68.2	-12.43	Peak	360.00	100	Horizontal	Pass
6**	14460.750	45.61	11.18	54.0	-8.39	AV	360.00	100	Horizontal	Pass

11n40, U-NII-2A, 1 GHz to 18 GHz, Low Channel, ANT V

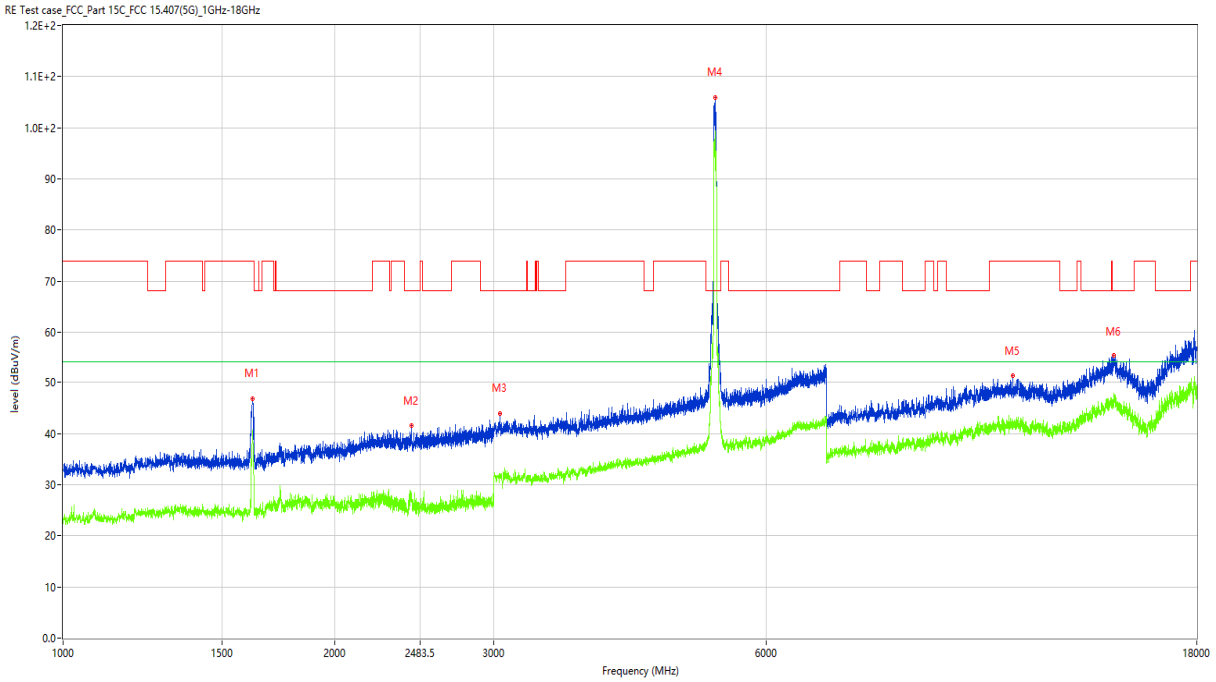

No.	Frequency (MHz)	Results (dBuV/m)	Factor (dB)	Limit (dBuV/m)	Over Limit (dB)	Detector	Table (Degree)	Height (cm)	Antenna	Verdict
1	1621.000	46.90	-16.40	74.0	-27.10	Peak	88.00	100	Vertical	Pass
1**	1621.000	39.67	-16.40	54.0	-14.33	AV	88.00	100	Vertical	Pass
2	2431.500	41.51	-12.33	68.2	-26.69	Peak	116.00	100	Vertical	Pass
2**	2431.500	27.95	-12.33	54.0	-26.05	AV	116.00	100	Vertical	Pass
3	3048.000	43.89	-7.34	68.2	-24.31	Peak	160.00	100	Vertical	Pass
3**	3048.000	31.66	-7.34	54.0	-22.34	AV	160.00	100	Vertical	Pass
4	5272.000	105.89	-2.11	68.2	37.69	Peak	203.00	100	Vertical	N/A
4**	5272.000	95.66	-2.11	54.0	41.66	AV	203.00	100	Vertical	N/A
5	11257.000	51.26	6.76	74.0	-22.74	Peak	68.00	100	Vertical	Pass
5**	11257.000	41.28	6.76	54.0	-12.72	AV	68.00	100	Vertical	Pass
6	14579.000	55.23	12.16	68.2	-12.97	Peak	141.00	100	Vertical	Pass
6**	14579.000	47.03	12.16	54.0	-6.97	AV	141.00	100	Vertical	Pass

11n40, U-NII-2A, 1 GHz to 18 GHz, Low Channel, ANT H

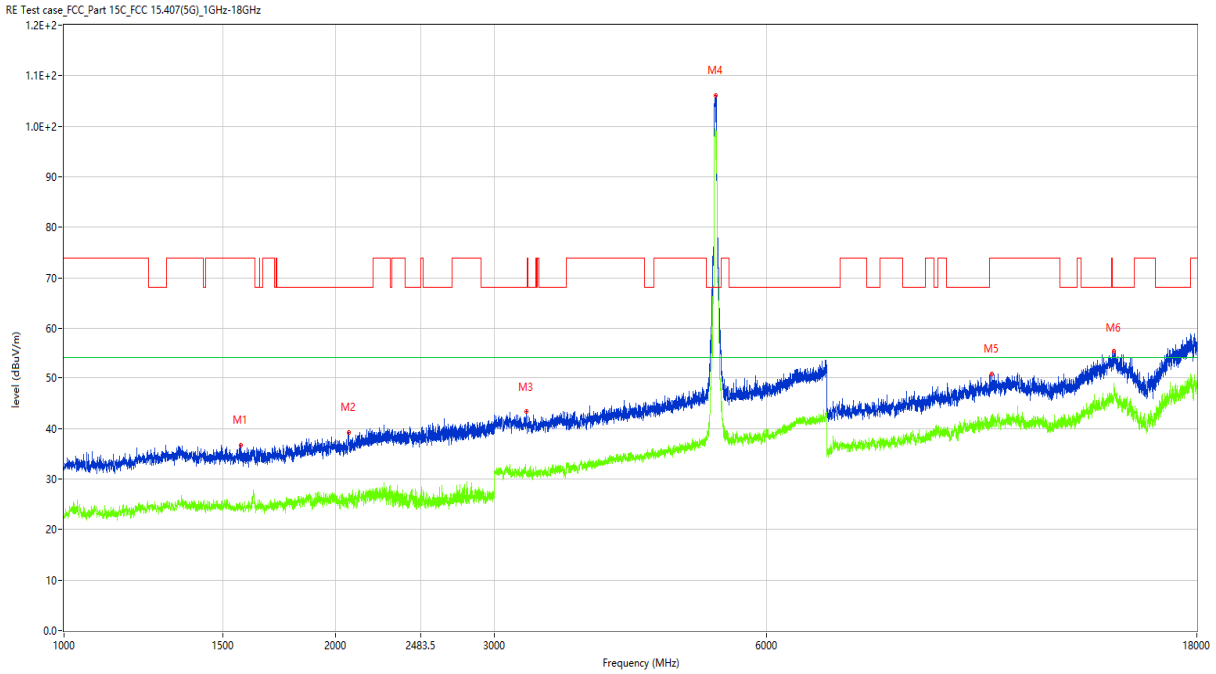

No.	Frequency (MHz)	Results (dBuV/m)	Factor (dB)	Limit (dBuV/m)	Over Limit (dB)	Detector	Table (Degree)	Height (cm)	Antenna	Verdict
1	1571.500	36.69	-16.22	74.0	-37.31	Peak	266.00	100	Horizontal	Pass
1**	1571.500	24.66	-16.22	54.0	-29.34	AV	266.00	100	Horizontal	Pass
2	2067.000	39.19	-13.37	68.2	-29.01	Peak	91.00	100	Horizontal	Pass
2**	2067.000	27.07	-13.37	54.0	-26.93	AV	91.00	100	Horizontal	Pass
3	3251.000	43.32	-7.27	68.2	-24.88	Peak	79.00	100	Horizontal	Pass
3**	3251.000	31.10	-7.27	54.0	-22.90	AV	79.00	100	Horizontal	Pass
4	5276.000	106.11	-2.06	68.2	37.91	Peak	64.00	100	Horizontal	N/A
4**	5276.000	98.64	-2.06	54.0	44.64	AV	64.00	100	Horizontal	N/A
5	10676.750	50.86	6.68	74.0	-23.14	Peak	165.00	100	Horizontal	Pass
5**	10676.750	41.29	6.68	54.0	-12.71	AV	165.00	100	Horizontal	Pass
6	14579.000	55.26	12.16	68.2	-12.94	Peak	106.00	100	Horizontal	Pass
6**	14579.000	46.17	12.16	54.0	-7.83	AV	106.00	100	Horizontal	Pass

11n40, U-NII-2A, 1 GHz to 18 GHz, High Channel, ANT V

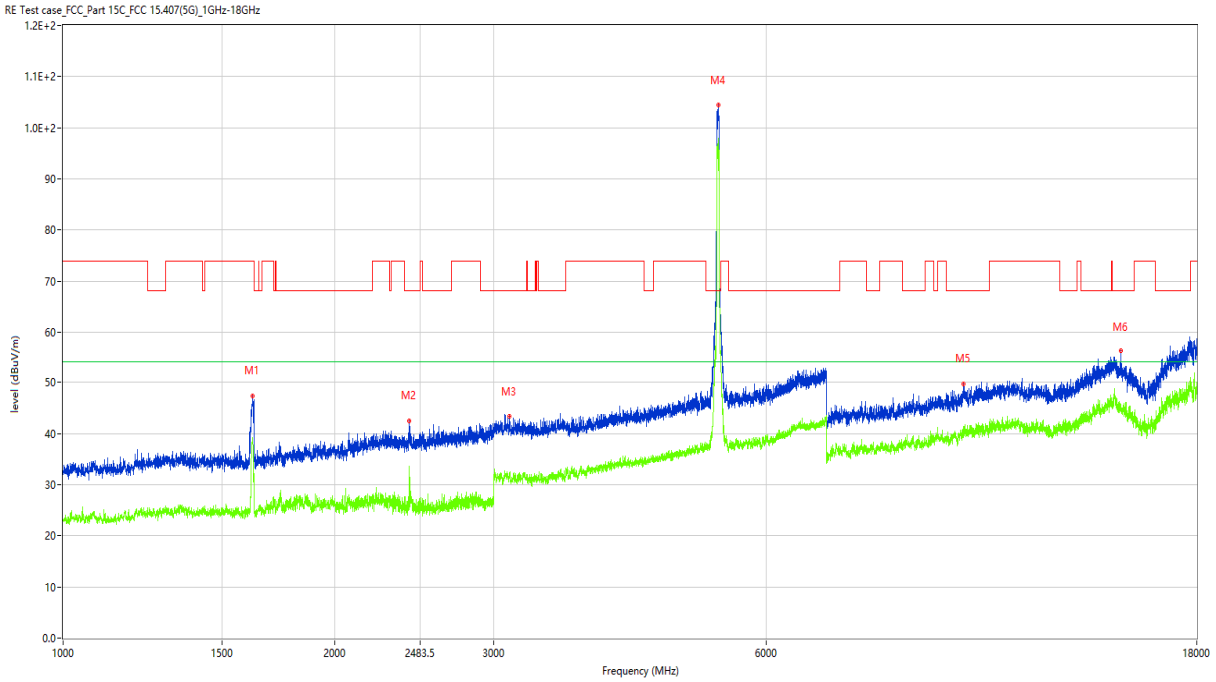

No.	Frequency (MHz)	Results (dBuV/m)	Factor (dB)	Limit (dBuV/m)	Over Limit (dB)	Detector	Table (Degree)	Height (cm)	Antenna	Verdict
1	1621.500	47.33	-16.40	74.0	-26.67	Peak	95.00	100	Vertical	Pass
1**	1621.500	38.95	-16.40	54.0	-15.05	AV	95.00	100	Vertical	Pass
2	2418.000	42.48	-11.92	68.2	-25.72	Peak	308.00	100	Vertical	Pass
2**	2418.000	33.66	-11.92	54.0	-20.34	AV	308.00	100	Vertical	Pass
3	3122.000	43.30	-6.46	68.2	-24.90	Peak	247.00	100	Vertical	Pass
3**	3122.000	31.29	-6.46	54.0	-22.71	AV	247.00	100	Vertical	Pass
4	5315.000	104.39	-2.12	68.2	36.19	Peak	109.00	100	Vertical	N/A
4**	5315.000	96.43	-2.12	54.0	42.43	AV	109.00	100	Vertical	N/A
5	9926.000	49.75	5.54	68.2	-18.45	Peak	357.00	100	Vertical	Pass
5**	9926.000	40.27	5.54	54.0	-13.73	AV	357.00	100	Vertical	Pass
6	14837.500	56.12	12.84	68.2	-12.08	Peak	327.00	100	Vertical	Pass
6**	14837.500	45.50	12.84	54.0	-8.50	AV	327.00	100	Vertical	Pass

11n40, U-NII-2A, 1 GHz to 18 GHz, High Channel, ANT H

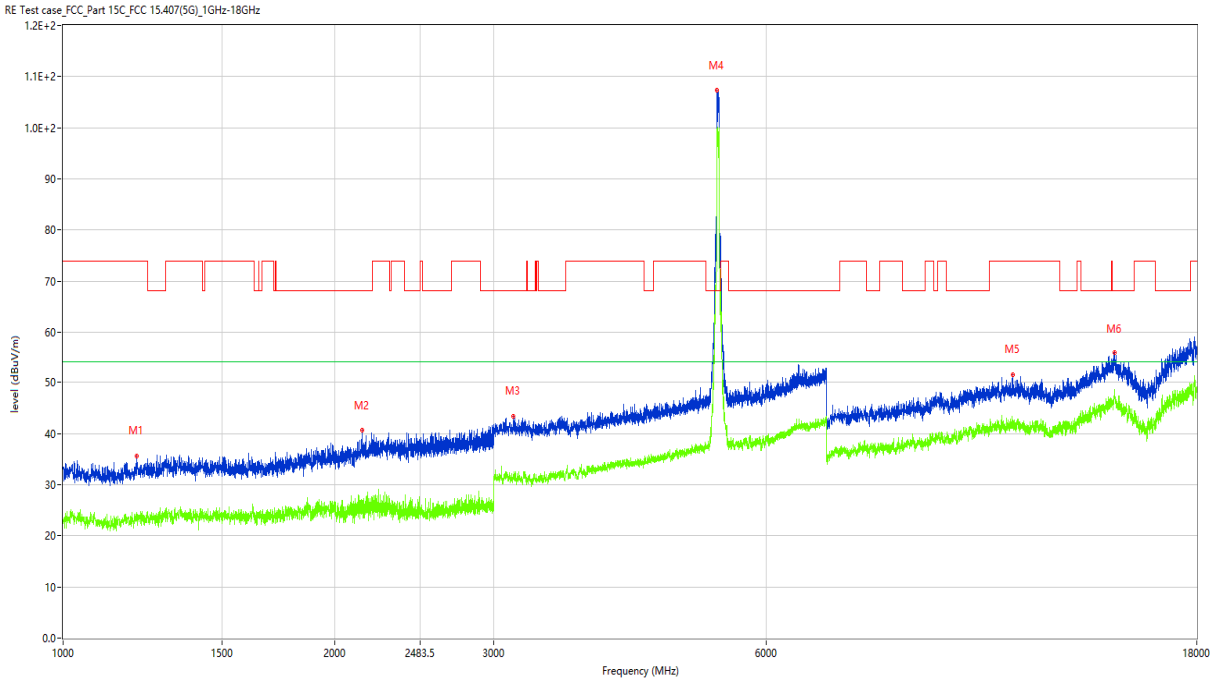

No.	Frequency (MHz)	Results (dBuV/m)	Factor (dB)	Limit (dBuV/m)	Over Limit (dB)	Detector	Table (Degree)	Height (cm)	Antenna	Verdict
1	1207.000	35.60	-15.96	74.0	-38.40	Peak	360.00	100	Horizontal	Pass
1**	1207.000	23.51	-15.96	54.0	-30.49	AV	360.00	100	Horizontal	Pass
2	2142.000	40.61	-12.57	68.2	-27.59	Peak	327.00	100	Horizontal	Pass
2**	2142.000	25.27	-12.57	54.0	-28.73	AV	327.00	100	Horizontal	Pass
3	3152.000	43.36	-7.09	68.2	-24.84	Peak	361.00	100	Horizontal	Pass
3**	3152.000	31.36	-7.09	54.0	-22.64	AV	361.00	100	Horizontal	Pass
4	5310.000	107.26	-2.04	68.2	39.06	Peak	63.00	100	Horizontal	N/A
4**	5310.000	98.67	-2.04	54.0	44.67	AV	63.00	100	Horizontal	N/A
5	11254.250	51.54	6.74	74.0	-22.46	Peak	297.00	100	Horizontal	Pass
5**	11254.250	41.46	6.74	54.0	-12.54	AV	297.00	100	Horizontal	Pass
6	14592.750	55.81	12.45	68.2	-12.39	Peak	312.00	100	Horizontal	Pass
6**	14592.750	46.91	12.45	54.0	-7.09	AV	312.00	100	Horizontal	Pass

11ac20, U-NII-2A, 1 GHz to 18 GHz, Low Channel, ANT V

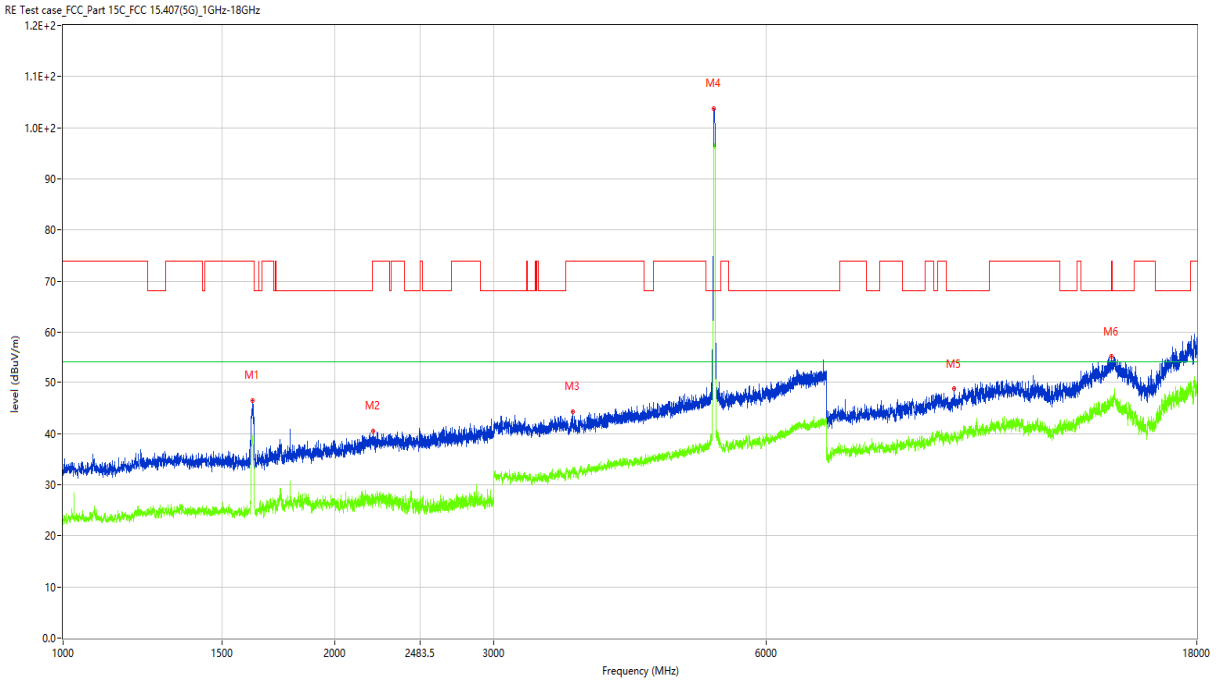

No.	Frequency (MHz)	Results (dBuV/m)	Factor (dB)	Limit (dBuV/m)	Over Limit (dB)	Detector	Table (Degree)	Height (cm)	Antenna	Verdict
1	1620.000	46.51	-16.54	74.0	-27.49	Peak	89.00	100	Vertical	Pass
1**	1620.000	39.52	-16.54	54.0	-14.48	AV	89.00	100	Vertical	Pass
2	2203.500	40.55	-11.66	74.0	-33.45	Peak	330.00	100	Vertical	Pass
2**	2203.500	26.23	-11.66	54.0	-27.77	AV	330.00	100	Vertical	Pass
3	3668.000	44.25	-5.67	74.0	-29.75	Peak	17.00	100	Vertical	Pass
3**	3668.000	32.20	-5.67	54.0	-21.80	AV	17.00	100	Vertical	Pass
4	5258.000	103.76	-2.16	68.2	35.56	Peak	208.00	100	Vertical	N/A
4**	5258.000	95.84	-2.16	54.0	41.84	AV	208.00	100	Vertical	N/A
5	9700.500	48.85	5.65	68.2	-19.35	Peak	320.00	100	Vertical	Pass
5**	9700.500	38.94	5.65	54.0	-15.06	AV	320.00	100	Vertical	Pass
6	14482.750	55.15	11.92	74.0	-18.85	Peak	307.00	100	Vertical	Pass
6**	14482.750	46.04	11.92	54.0	-7.96	AV	307.00	100	Vertical	Pass

11ac20, U-NII-2A, 1 GHz to 18 GHz, Low Channel, ANT H

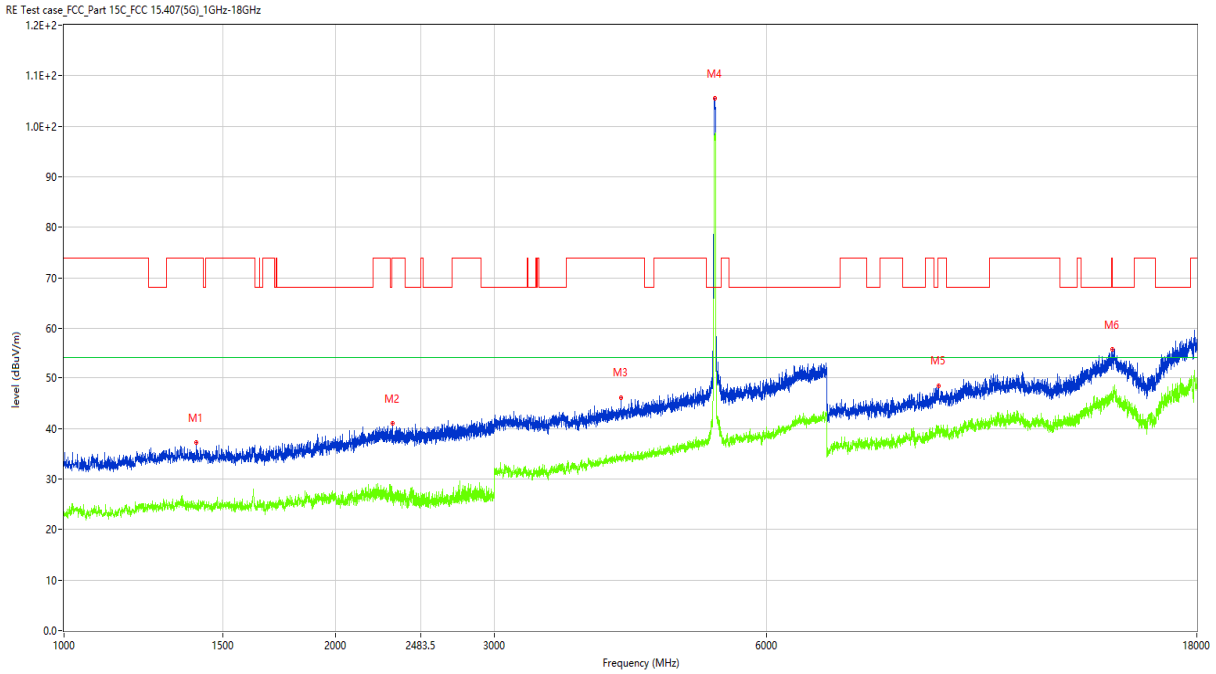

No.	Frequency (MHz)	Results (dBuV/m)	Factor (dB)	Limit (dBuV/m)	Over Limit (dB)	Detector	Table (Degree)	Height (cm)	Antenna	Verdict
1	1402.500	37.18	-16.38	74.0	-36.82	Peak	200.00	100	Horizontal	Pass
1**	1402.500	24.48	-16.38	54.0	-29.52	AV	200.00	100	Horizontal	Pass
2	2310.500	40.94	-12.03	74.0	-33.06	Peak	287.00	100	Horizontal	Pass
2**	2310.500	26.33	-12.03	54.0	-27.67	AV	287.00	100	Horizontal	Pass
3	4145.000	46.12	-4.03	74.0	-27.88	Peak	8.00	100	Horizontal	Pass
3**	4145.000	34.39	-4.03	54.0	-19.61	AV	8.00	100	Horizontal	Pass
4	5262.000	105.46	-2.34	68.2	37.26	Peak	84.00	100	Horizontal	N/A
4**	5262.000	98.19	-2.34	54.0	44.19	AV	84.00	100	Horizontal	N/A
5	9312.750	48.42	4.58	74.0	-25.58	Peak	114.00	100	Horizontal	Pass
5**	9312.750	39.51	4.58	54.0	-14.49	AV	114.00	100	Horizontal	Pass
6	14504.750	55.75	12.25	68.2	-12.45	Peak	252.00	100	Horizontal	Pass
6**	14504.750	46.16	12.25	54.0	-7.84	AV	252.00	100	Horizontal	Pass

11ac20, U-NII-2A, 1 GHz to 18 GHz, Middle Channel, ANT V

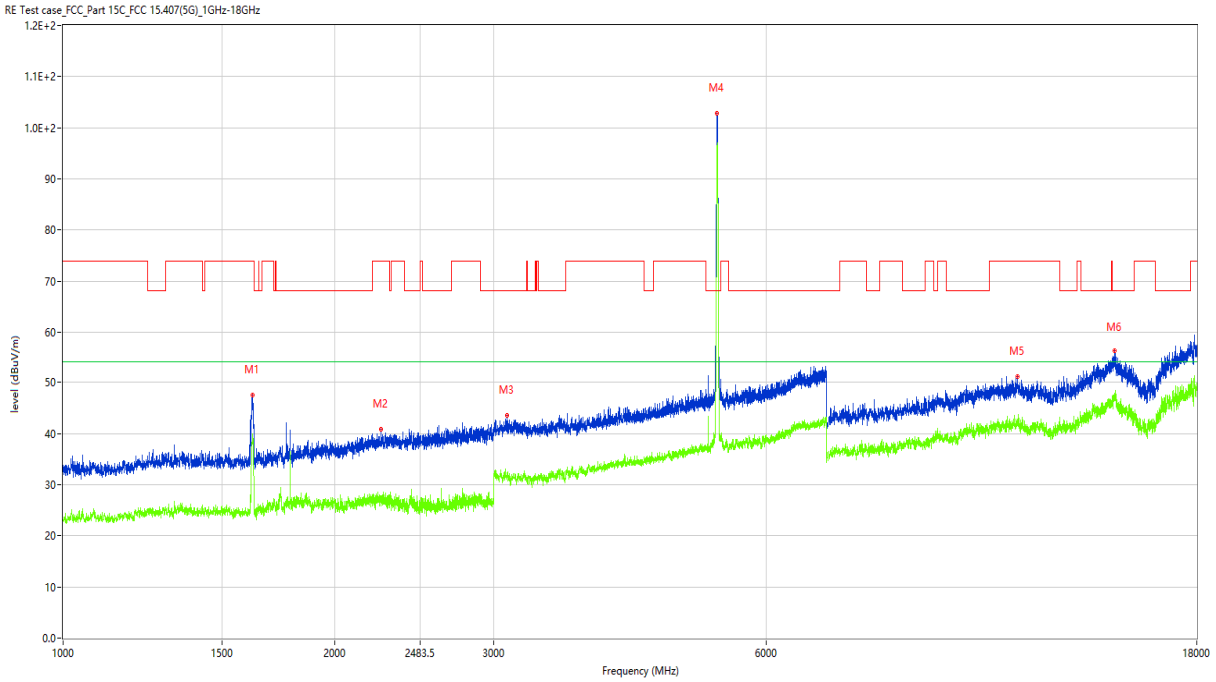

No.	Frequency (MHz)	Results (dBuV/m)	Factor (dB)	Limit (dBuV/m)	Over Limit (dB)	Detector	Table (Degree)	Height (cm)	Antenna	Verdict
1	1621.500	47.57	-16.40	74.0	-26.43	Peak	81.00	100	Vertical	Pass
1**	1621.500	39.74	-16.40	54.0	-14.26	AV	81.00	100	Vertical	Pass
2	2249.000	40.82	-12.44	74.0	-33.18	Peak	4.00	100	Vertical	Pass
2**	2249.000	25.91	-12.44	54.0	-28.09	AV	4.00	100	Vertical	Pass
3	3102.000	43.64	-6.71	68.2	-24.56	Peak	197.00	100	Vertical	Pass
3**	3102.000	31.83	-6.71	54.0	-22.17	AV	197.00	100	Vertical	Pass
4	5295.000	102.86	-2.00	68.2	34.66	Peak	119.00	100	Vertical	N/A
4**	5295.000	95.36	-2.00	54.0	41.36	AV	119.00	100	Vertical	N/A
5	11399.999	51.13	7.19	74.0	-22.87	Peak	285.00	100	Vertical	Pass
5**	11399.999	42.19	7.19	54.0	-11.81	AV	285.00	100	Vertical	Pass
6	14603.750	56.17	12.38	68.2	-12.03	Peak	163.00	100	Vertical	Pass
6**	14603.750	47.00	12.38	54.0	-7.00	AV	163.00	100	Vertical	Pass

11ac20, U-NII-2A, 1 GHz to 18 GHz, Middle Channel, ANT H

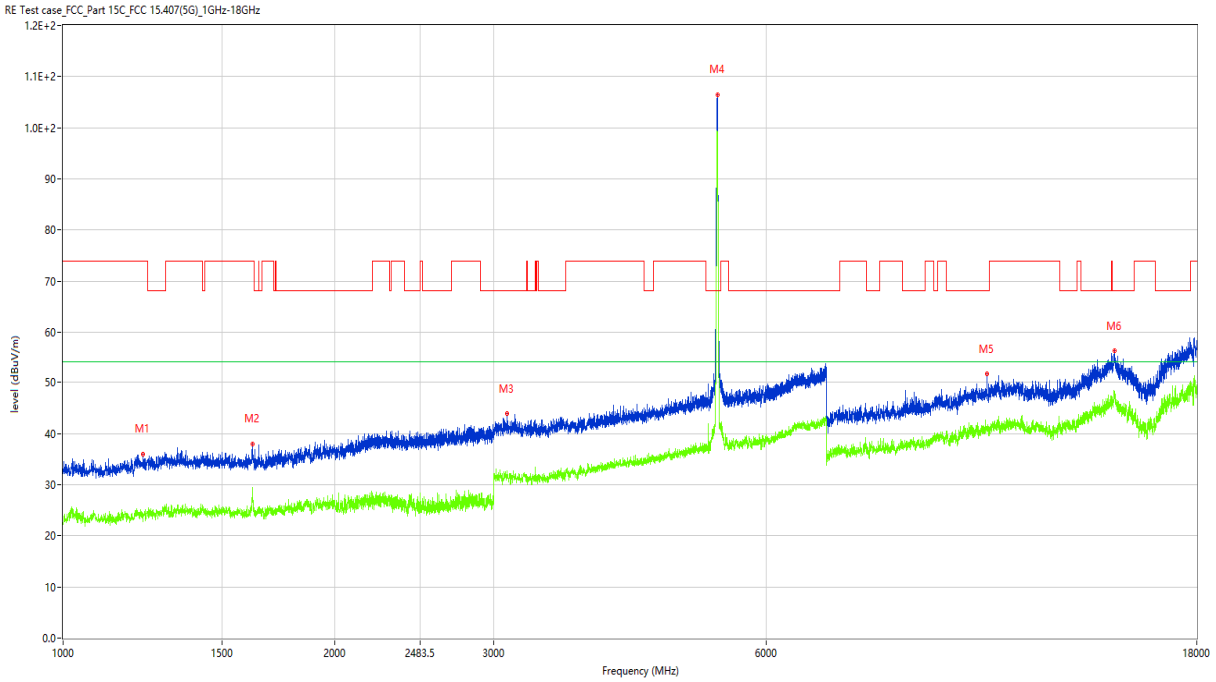

No.	Frequency (MHz)	Results (dBuV/m)	Factor (dB)	Limit (dBuV/m)	Over Limit (dB)	Detector	Table (Degree)	Height (cm)	Antenna	Verdict
1	1227.000	35.89	-16.31	74.0	-38.11	Peak	180.00	100	Horizontal	Pass
1**	1227.000	23.65	-16.31	54.0	-30.35	AV	180.00	100	Horizontal	Pass
2	1621.000	38.01	-16.40	74.0	-35.99	Peak	87.00	100	Horizontal	Pass
2**	1621.000	27.86	-16.40	54.0	-26.14	AV	87.00	100	Horizontal	Pass
3	3099.000	43.84	-7.01	68.2	-24.36	Peak	244.00	100	Horizontal	Pass
3**	3099.000	32.68	-7.01	54.0	-21.32	AV	244.00	100	Horizontal	Pass
4	5302.000	106.44	-2.07	68.2	38.24	Peak	123.00	100	Horizontal	N/A
4**	5302.000	99.20	-2.07	54.0	45.20	AV	123.00	100	Horizontal	N/A
5	10544.750	51.62	7.02	68.2	-16.58	Peak	317.00	100	Horizontal	Pass
5**	10544.750	40.22	7.02	54.0	-13.78	AV	317.00	100	Horizontal	Pass
6	14595.500	56.18	12.45	68.2	-12.02	Peak	168.00	100	Horizontal	Pass
6**	14595.500	47.47	12.45	54.0	-6.53	AV	168.00	100	Horizontal	Pass

11ac20, U-NII-2A, 1 GHz to 18 GHz, High Channel, ANT V

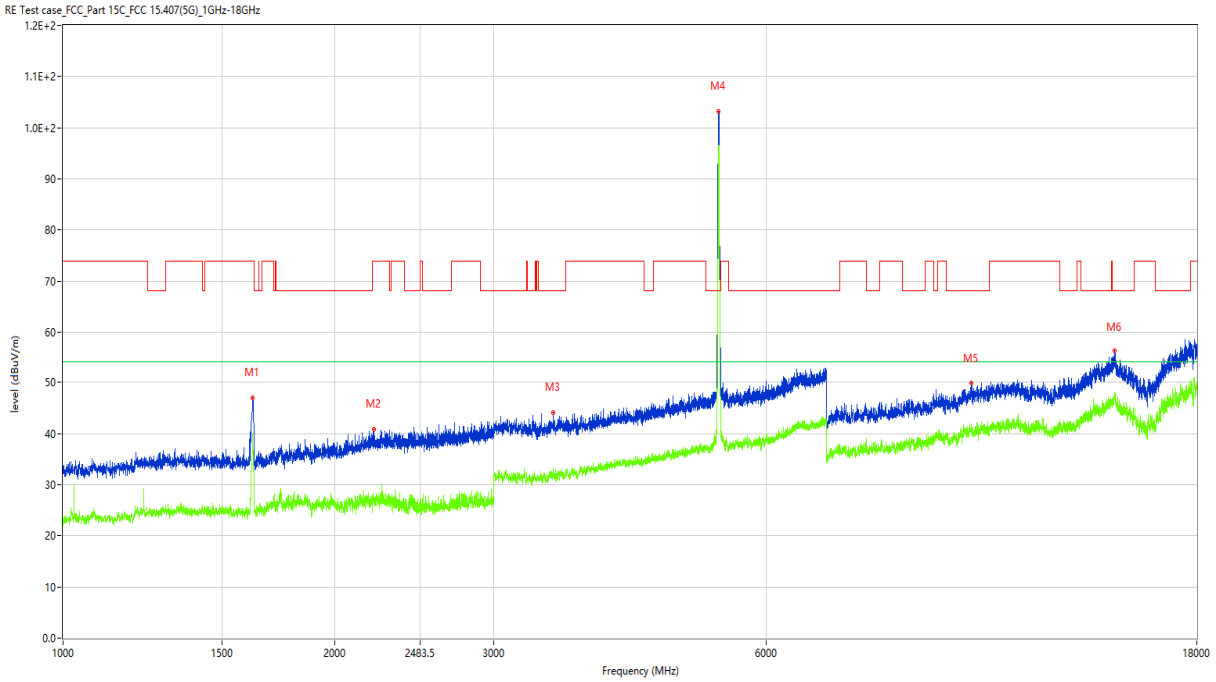

No.	Frequency (MHz)	Results (dBuV/m)	Factor (dB)	Limit (dBuV/m)	Over Limit (dB)	Detector	Table (Degree)	Height (cm)	Antenna	Verdict
1	1621.500	46.99	-16.40	74.0	-27.01	Peak	76.00	100	Vertical	Pass
1**	1621.500	39.88	-16.40	54.0	-14.12	AV	76.00	100	Vertical	Pass
2	2209.500	40.87	-12.15	74.0	-33.13	Peak	190.00	100	Vertical	Pass
2**	2209.500	26.18	-12.15	54.0	-27.82	AV	190.00	100	Vertical	Pass
3	3490.000	44.08	-6.66	68.2	-24.12	Peak	71.00	100	Vertical	Pass
3**	3490.000	32.15	-6.66	54.0	-21.85	AV	71.00	100	Vertical	Pass
4	5320.000	103.20	-2.09	68.2	35.00	Peak	168.00	100	Vertical	N/A
4**	5320.000	95.62	-2.09	54.0	41.62	AV	168.00	100	Vertical	N/A
5	10121.250	49.82	6.35	68.2	-18.38	Peak	146.00	100	Vertical	Pass
5**	10121.250	40.89	6.35	54.0	-13.11	AV	146.00	100	Vertical	Pass
6	14587.250	56.14	12.38	68.2	-12.06	Peak	287.00	100	Vertical	Pass
6**	14587.250	47.07	12.38	54.0	-6.93	AV	287.00	100	Vertical	Pass

11ac20, U-NII-2A, 1 GHz to 18 GHz, High Channel, ANT H

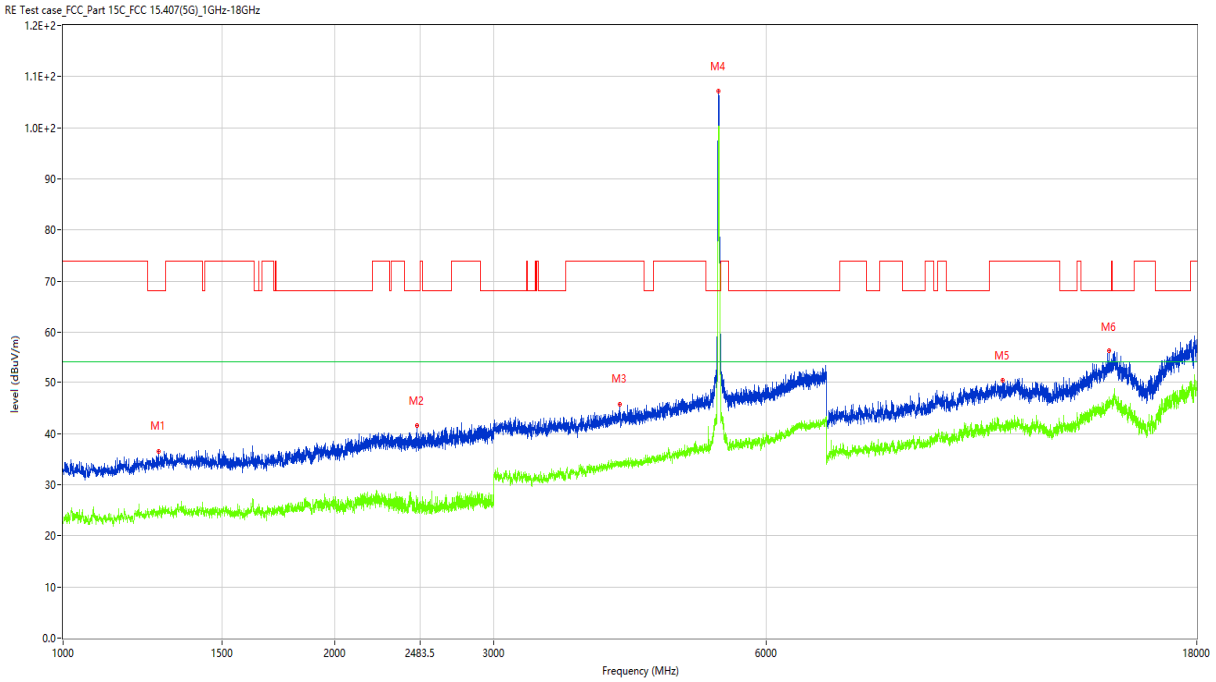

No.	Frequency (MHz)	Results (dBuV/m)	Factor (dB)	Limit (dBuV/m)	Over Limit (dB)	Detector	Table (Degree)	Height (cm)	Antenna	Verdict
1	1276.500	36.53	-16.15	68.2	-31.67	Peak	250.00	100	Horizontal	Pass
1**	1276.500	24.28	-16.15	54.0	-29.72	AV	250.00	100	Horizontal	Pass
2	2465.500	41.51	-11.25	68.2	-26.69	Peak	84.00	100	Horizontal	Pass
2**	2465.500	25.94	-11.25	54.0	-28.06	AV	84.00	100	Horizontal	Pass
3	4131.000	45.70	-4.19	74.0	-28.30	Peak	318.00	100	Horizontal	Pass
3**	4131.000	33.99	-4.19	54.0	-20.01	AV	318.00	100	Horizontal	Pass
4	5321.000	107.11	-2.03	68.2	38.91	Peak	98.00	100	Horizontal	N/A
4**	5321.000	99.19	-2.03	54.0	45.19	AV	98.00	100	Horizontal	N/A
5	10965.500	50.33	7.08	74.0	-23.67	Peak	209.00	100	Horizontal	Pass
5**	10965.500	41.37	7.08	54.0	-12.63	AV	209.00	100	Horizontal	Pass
6	14394.750	56.16	11.94	68.2	-12.04	Peak	265.00	100	Horizontal	Pass
6**	14394.750	45.36	11.94	54.0	-8.64	AV	265.00	100	Horizontal	Pass

11ac40, U-NII-2A, 1 GHz to 18 GHz, Low Channel, ANT V

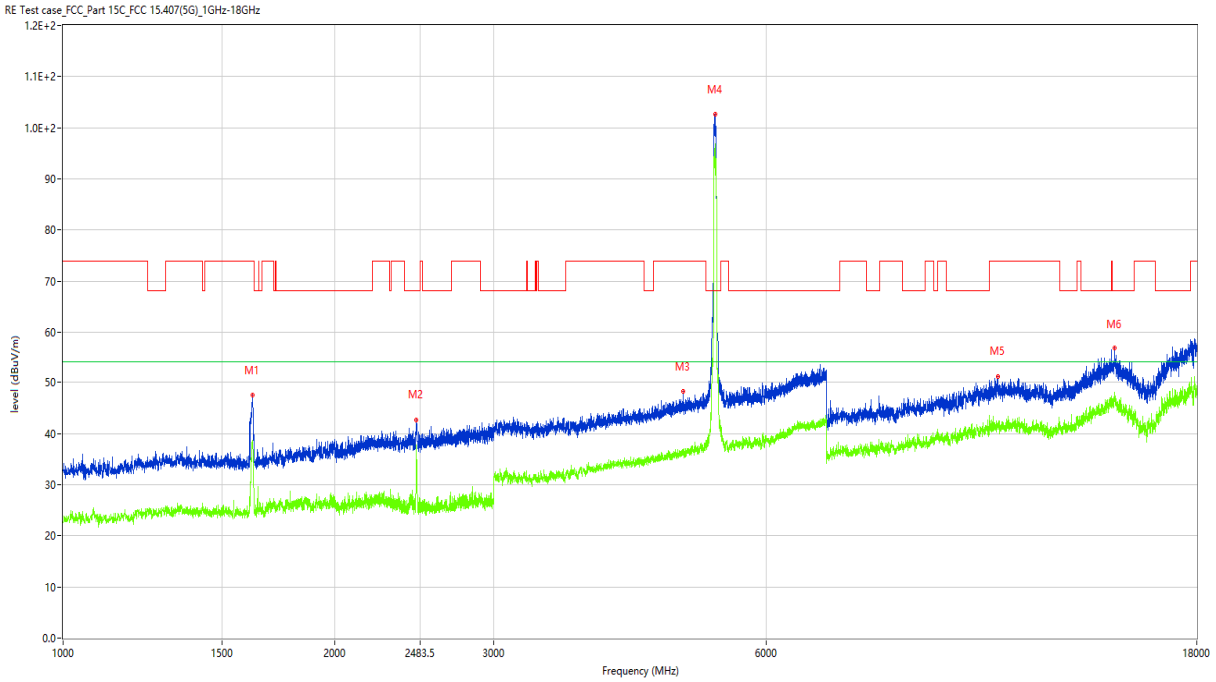

No.	Frequency (MHz)	Results (dBuV/m)	Factor (dB)	Limit (dBuV/m)	Over Limit (dB)	Detector	Table (Degree)	Height (cm)	Antenna	Verdict
1	1621.500	47.47	-16.40	74.0	-26.53	Peak	90.00	100	Vertical	Pass
1**	1621.500	37.68	-16.40	54.0	-16.32	AV	90.00	100	Vertical	Pass
2	2461.000	42.73	-11.46	68.2	-25.47	Peak	106.00	100	Vertical	Pass
2**	2461.000	37.77	-11.46	54.0	-16.23	AV	106.00	100	Vertical	Pass
3	4863.000	48.16	-1.96	74.0	-25.84	Peak	129.00	100	Vertical	Pass
3**	4863.000	36.50	-1.96	54.0	-17.50	AV	129.00	100	Vertical	Pass
4	5273.000	102.62	-2.06	68.2	34.42	Peak	206.00	100	Vertical	N/A
4**	5273.000	96.85	-2.06	54.0	42.85	AV	206.00	100	Vertical	N/A
5	10847.250	51.19	7.37	74.0	-22.81	Peak	360.00	100	Vertical	Pass
5**	10847.250	41.27	7.37	54.0	-12.73	AV	360.00	100	Vertical	Pass
6	14601.000	56.71	12.44	68.2	-11.49	Peak	278.00	100	Vertical	Pass
6**	14601.000	47.13	12.44	54.0	-6.87	AV	278.00	100	Vertical	Pass

11ac40, U-NII-2A, 1 GHz to 18 GHz, Low Channel, ANT H

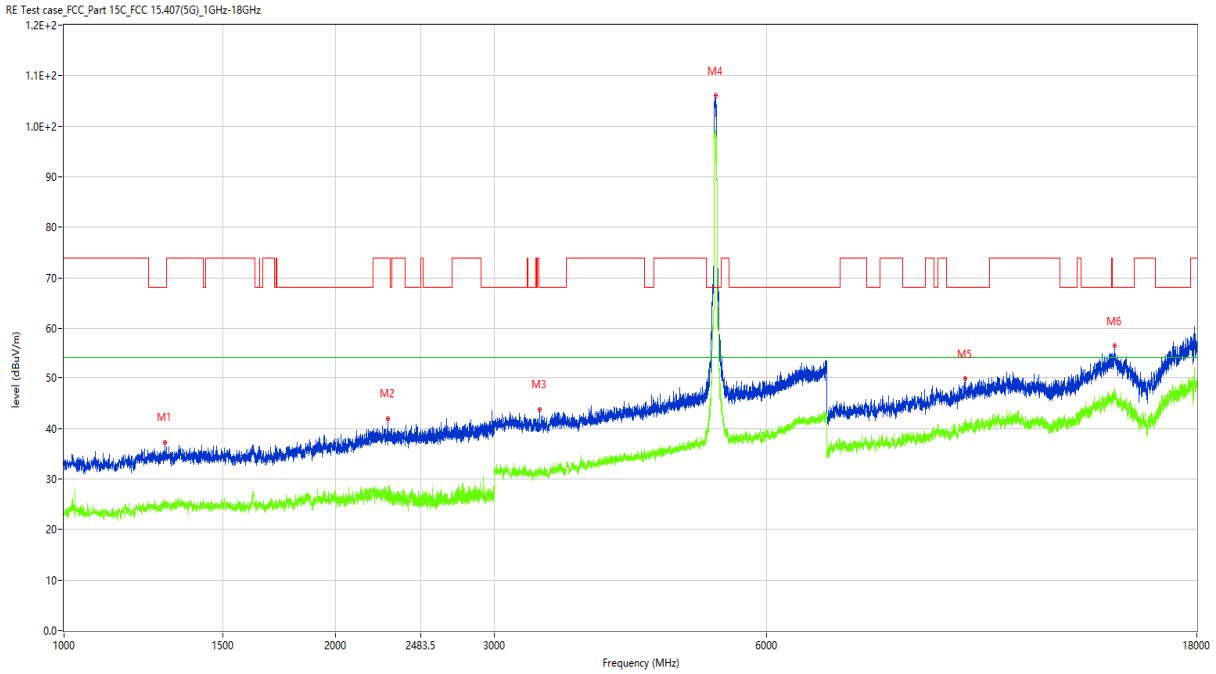

No.	Frequency (MHz)	Results (dBuV/m)	Factor (dB)	Limit (dBuV/m)	Over Limit (dB)	Detector	Table (Degree)	Height (cm)	Antenna	Verdict
1	1292.500	37.23	-15.80	68.2	-30.97	Peak	307.00	100	Horizontal	Pass
1**	1292.500	24.24	-15.80	54.0	-29.76	AV	307.00	100	Horizontal	Pass
2	2283.000	41.96	-12.05	74.0	-32.04	Peak	227.00	100	Horizontal	Pass
2**	2283.000	26.65	-12.05	54.0	-27.35	AV	227.00	100	Horizontal	Pass
3	3367.000	43.73	-7.66	68.2	-24.47	Peak	38.00	100	Horizontal	Pass
3**	3367.000	31.14	-7.66	54.0	-22.86	AV	38.00	100	Horizontal	Pass
4	5275.000	106.02	-2.06	68.2	37.82	Peak	101.00	100	Horizontal	N/A
4**	5275.000	98.52	-2.06	54.0	44.52	AV	101.00	100	Horizontal	N/A
5	9961.750	49.79	6.02	68.2	-18.41	Peak	306.00	100	Horizontal	Pass
5**	9961.750	40.70	6.02	54.0	-13.30	AV	306.00	100	Horizontal	Pass
6	14595.500	56.43	12.45	68.2	-11.77	Peak	79.00	100	Horizontal	Pass
6**	14595.500	46.82	12.45	54.0	-7.18	AV	79.00	100	Horizontal	Pass

11ac40, U-NII-2A, 1 GHz to 18 GHz, High Channel, ANT V

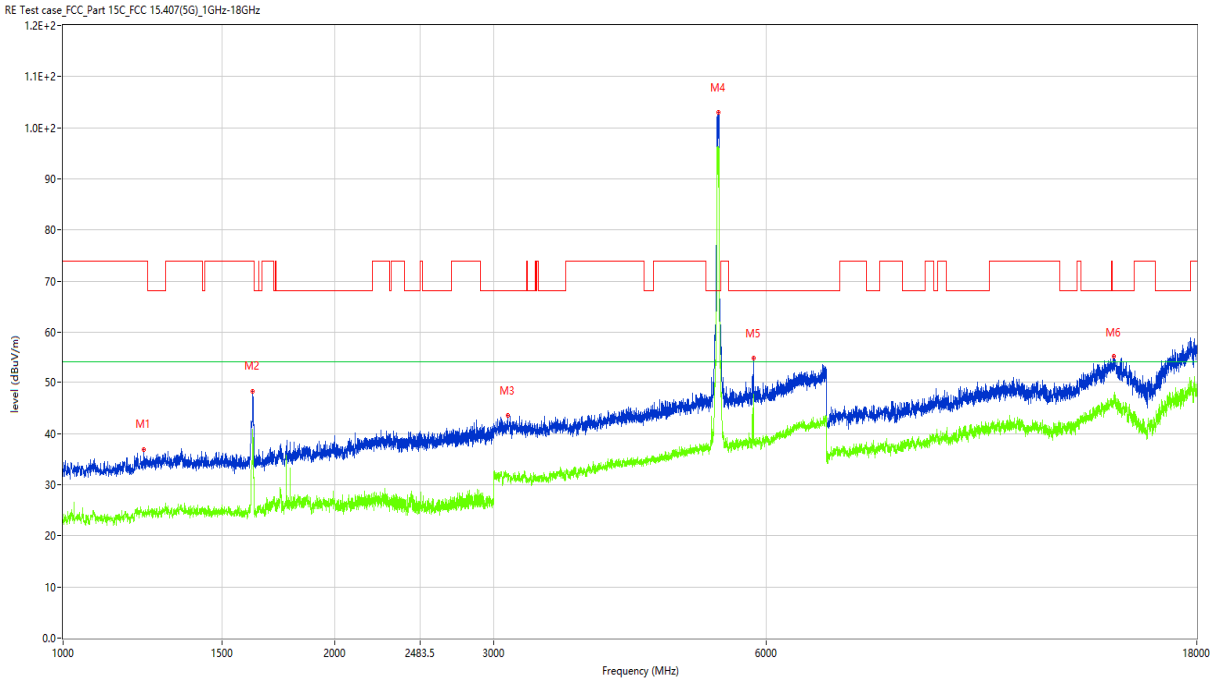

No.	Frequency (MHz)	Results (dBuV/m)	Factor (dB)	Limit (dBuV/m)	Over Limit (dB)	Detector	Table (Degree)	Height (cm)	Antenna	Verdict
1	1228.000	36.85	-16.30	74.0	-37.15	Peak	0.00	100	Vertical	Pass
1**	1228.000	24.25	-16.30	54.0	-29.75	AV	0.00	100	Vertical	Pass
2	1621.500	48.27	-16.40	74.0	-25.73	Peak	86.00	100	Vertical	Pass
2**	1621.500	40.77	-16.40	54.0	-13.23	AV	86.00	100	Vertical	Pass
3	3105.000	43.54	-6.54	68.2	-24.66	Peak	271.00	100	Vertical	Pass
3**	3105.000	32.08	-6.54	54.0	-21.92	AV	271.00	100	Vertical	Pass
4	5312.000	102.97	-2.09	68.2	34.77	Peak	205.00	100	Vertical	N/A
4**	5312.000	96.22	-2.09	54.0	42.22	AV	205.00	100	Vertical	N/A
5	5813.000	54.73	-0.87	68.2	-13.47	Peak	23.00	100	Vertical	Pass
5**	5813.000	37.83	-0.87	54.0	-16.17	AV	23.00	100	Vertical	Pass
6	14581.750	55.06	12.24	68.2	-13.14	Peak	104.00	100	Vertical	Pass
6**	14581.750	47.42	12.24	54.0	-6.58	AV	104.00	100	Vertical	Pass

11ac40, U-NII-2A, 1 GHz to 18 GHz, High Channel, ANT H

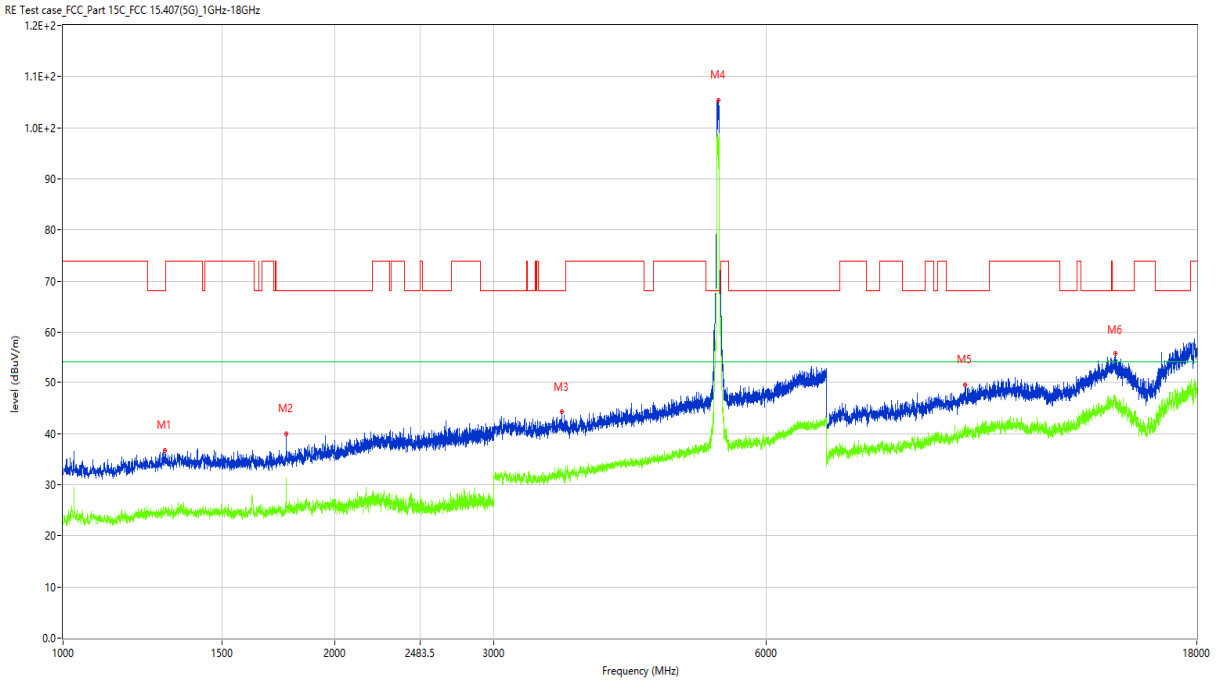

No.	Frequency (MHz)	Results (dBuV/m)	Factor (dB)	Limit (dBuV/m)	Over Limit (dB)	Detector	Table (Degree)	Height (cm)	Antenna	Verdict
1	1296.500	36.70	-15.59	68.2	-31.50	Peak	361.00	100	Horizontal	Pass
1**	1296.500	24.39	-15.59	54.0	-29.61	AV	361.00	100	Horizontal	Pass
2	1766.000	39.92	-15.39	68.2	-28.28	Peak	281.00	100	Horizontal	Pass
2**	1766.000	26.39	-15.39	54.0	-27.61	AV	281.00	100	Horizontal	Pass
3	3568.000	44.25	-5.51	68.2	-23.95	Peak	143.00	100	Horizontal	Pass
3**	3568.000	31.91	-5.51	54.0	-22.09	AV	143.00	100	Horizontal	Pass
4	5312.000	105.37	-2.30	68.2	37.17	Peak	61.00	100	Horizontal	N/A
4**	5312.000	95.27	-2.30	54.0	41.27	AV	61.00	100	Horizontal	N/A
5	9975.500	49.56	6.20	68.2	-18.64	Peak	360.00	100	Horizontal	Pass
5**	9975.500	39.75	6.20	54.0	-14.25	AV	360.00	100	Horizontal	Pass
6	14636.750	55.58	12.01	68.2	-12.62	Peak	89.00	100	Horizontal	Pass
6**	14636.750	46.09	12.01	54.0	-7.91	AV	89.00	100	Horizontal	Pass

11ac80, U-NII-2A, 1 GHz to 18 GHz, Middle Channel, ANT V

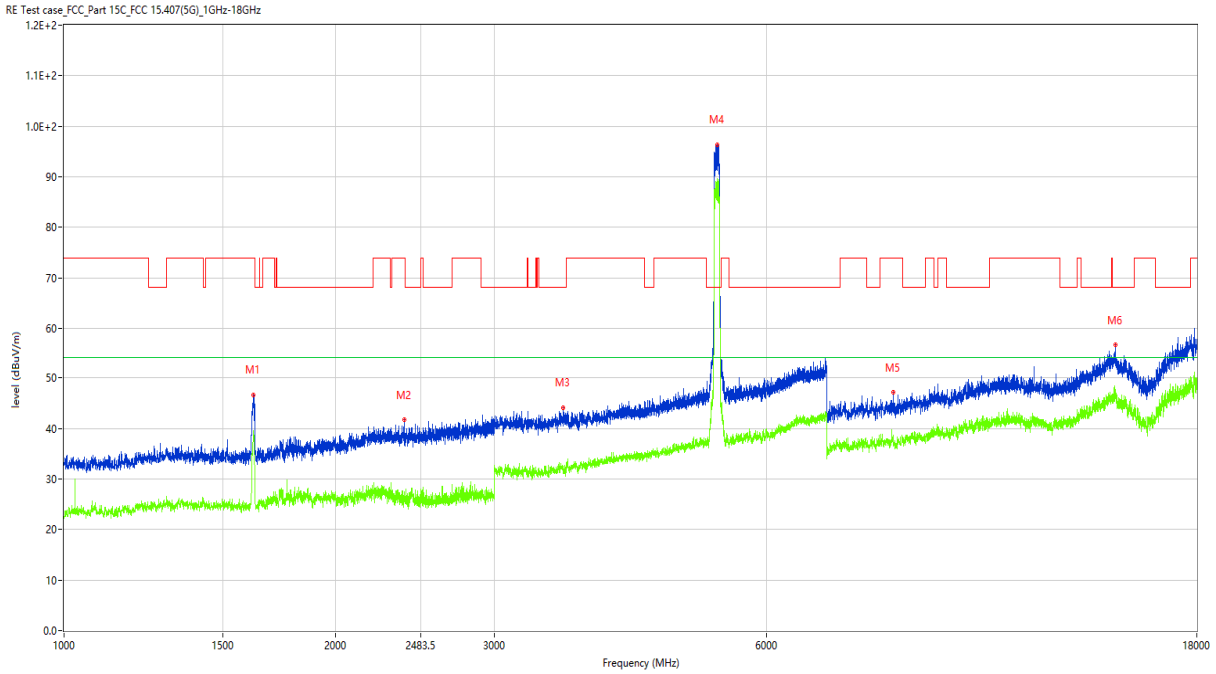

No.	Frequency (MHz)	Results (dBuV/m)	Factor (dB)	Limit (dBuV/m)	Over Limit (dB)	Detector	Table (Degree)	Height (cm)	Antenna	Verdict
1	1622.500	46.62	-16.31	74.0	-27.38	Peak	91.00	100	Vertical	Pass
1**	1622.500	39.35	-16.31	54.0	-14.65	AV	91.00	100	Vertical	Pass
2	2381.000	41.71	-11.84	74.0	-32.29	Peak	208.00	100	Vertical	Pass
2**	2381.000	27.26	-11.84	54.0	-26.74	AV	208.00	100	Vertical	Pass
3	3576.000	44.08	-5.73	68.2	-24.12	Peak	151.00	100	Vertical	Pass
3**	3576.000	31.12	-5.73	54.0	-22.88	AV	151.00	100	Vertical	Pass
4	5294.000	96.35	-2.25	68.2	28.15	Peak	201.00	100	Vertical	N/A
4**	5294.000	87.01	-2.25	54.0	33.01	AV	201.00	100	Vertical	N/A
5	8295.250	47.13	1.93	74.0	-26.87	Peak	355.00	100	Vertical	Pass
5**	8295.250	37.26	1.93	54.0	-16.74	AV	355.00	100	Vertical	Pass
6	14631.250	56.62	12.01	68.2	-11.58	Peak	251.00	100	Vertical	Pass
6**	14631.250	46.18	12.01	54.0	-7.82	AV	251.00	100	Vertical	Pass

11ac80, U-NII-2A, 1 GHz to 18 GHz, Middle Channel, ANT H

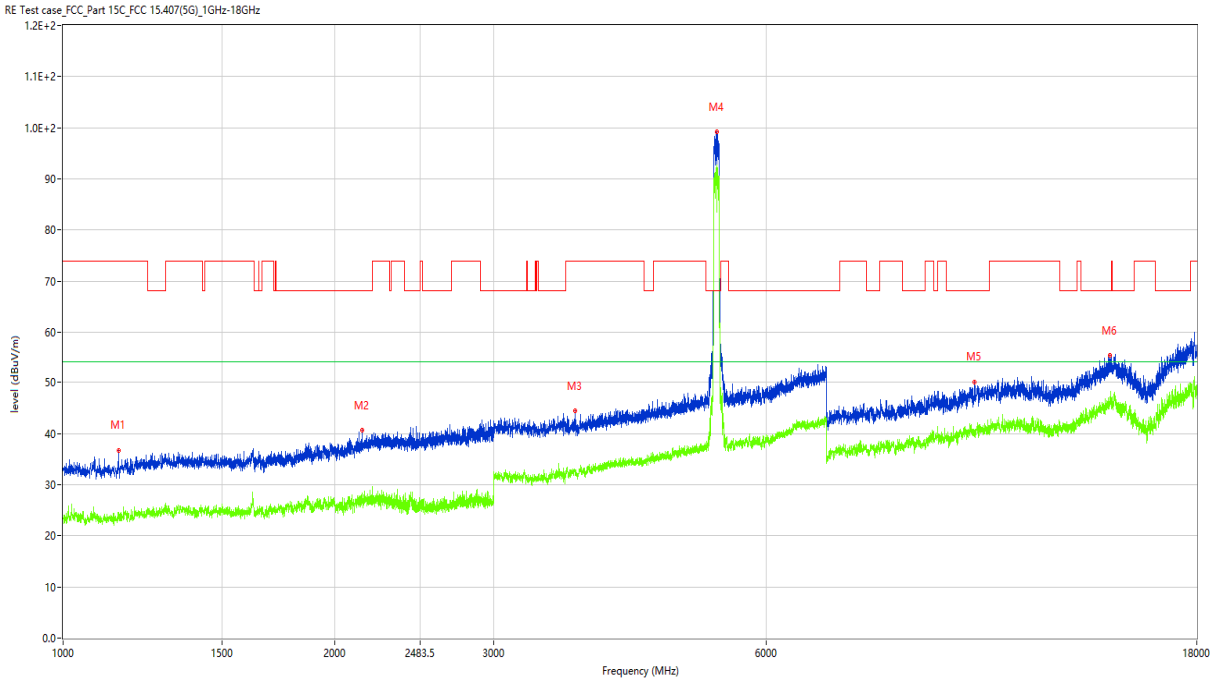

No.	Frequency (MHz)	Results (dBuV/m)	Factor (dB)	Limit (dBuV/m)	Over Limit (dB)	Detector	Table (Degree)	Height (cm)	Antenna	Verdict
1	1151.500	36.68	-16.96	74.0	-37.32	Peak	164.00	100	Horizontal	Pass
1**	1151.500	23.74	-16.96	54.0	-30.26	AV	164.00	100	Horizontal	Pass
2	2144.000	40.61	-12.72	68.2	-27.59	Peak	78.00	100	Horizontal	Pass
2**	2144.000	26.74	-12.72	54.0	-27.26	AV	78.00	100	Horizontal	Pass
3	3692.000	44.42	-5.55	74.0	-29.58	Peak	335.00	100	Horizontal	Pass
3**	3692.000	31.84	-5.55	54.0	-22.16	AV	335.00	100	Horizontal	Pass
4	5299.000	99.15	-2.04	68.2	30.95	Peak	60.00	100	Horizontal	N/A
4**	5299.000	92.71	-2.04	54.0	38.71	AV	60.00	100	Horizontal	N/A
5	10212.000	50.07	7.57	68.2	-18.13	Peak	162.00	100	Horizontal	Pass
5**	10212.000	40.29	7.57	54.0	-13.71	AV	162.00	100	Horizontal	Pass
6	14436.000	55.35	10.64	68.2	-12.85	Peak	265.00	100	Horizontal	Pass
6**	14436.000	46.06	10.64	54.0	-7.94	AV	265.00	100	Horizontal	Pass

11a, U-NII-2C, 1 GHz to 18 GHz, Low Channel, ANT V

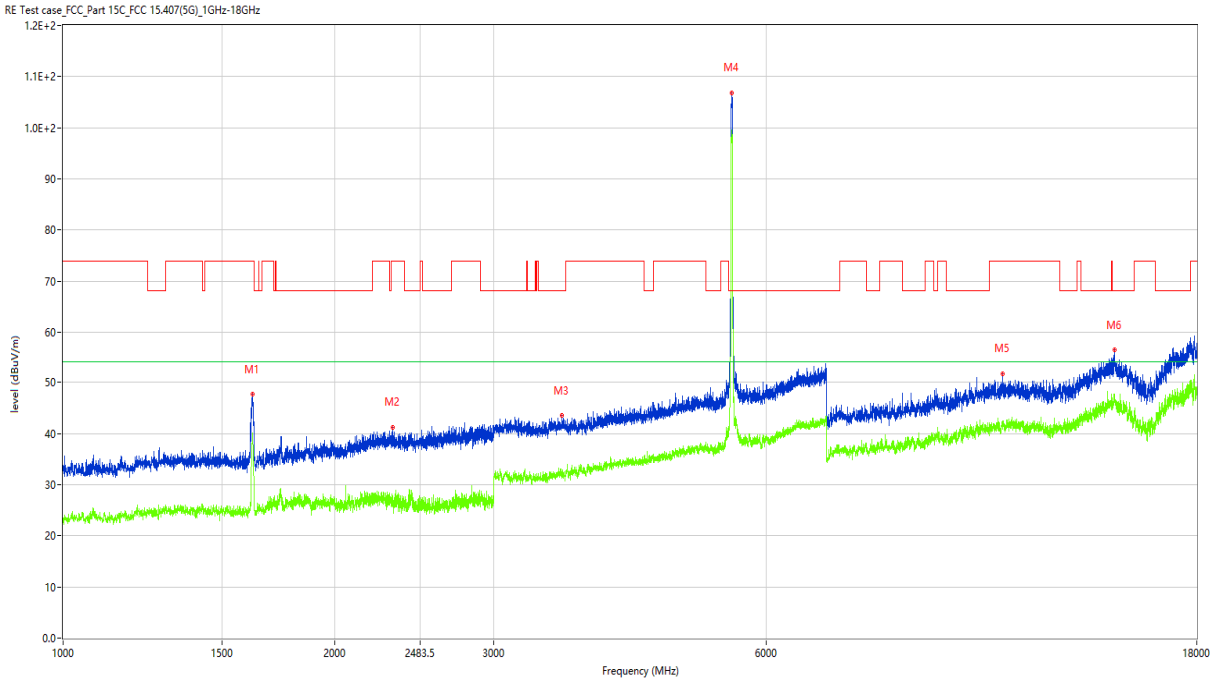

No.	Frequency (MHz)	Results (dBuV/m)	Factor (dB)	Limit (dBuV/m)	Over Limit (dB)	Detector	Table (Degree)	Height (cm)	Antenna	Verdict
1	1620.000	47.64	-16.54	74.0	-26.36	Peak	87.00	100	Vertical	Pass
1**	1620.000	39.12	-16.54	54.0	-14.88	AV	87.00	100	Vertical	Pass
2	2315.000	41.22	-12.06	74.0	-32.78	Peak	87.00	100	Vertical	Pass
2**	2315.000	27.01	-12.06	54.0	-26.99	AV	87.00	100	Vertical	Pass
3	3565.000	43.48	-5.83	68.2	-24.72	Peak	274.00	100	Vertical	Pass
3**	3565.000	32.00	-5.83	54.0	-22.00	AV	274.00	100	Vertical	Pass
4	5501.000	106.86	-1.65	68.2	38.66	Peak	222.00	100	Vertical	N/A
4**	5501.000	97.43	-1.65	54.0	43.43	AV	222.00	100	Vertical	N/A
5	10979.250	51.67	7.17	74.0	-22.33	Peak	0.00	100	Vertical	Pass
5**	10979.250	41.83	7.17	54.0	-12.17	AV	0.00	100	Vertical	Pass
6	14584.500	56.38	12.31	68.2	-11.82	Peak	264.00	100	Vertical	Pass
6**	14584.500	47.35	12.31	54.0	-6.65	AV	264.00	100	Vertical	Pass

11a, U-NII-2C, 1 GHz to 18 GHz, Low Channel, ANT H

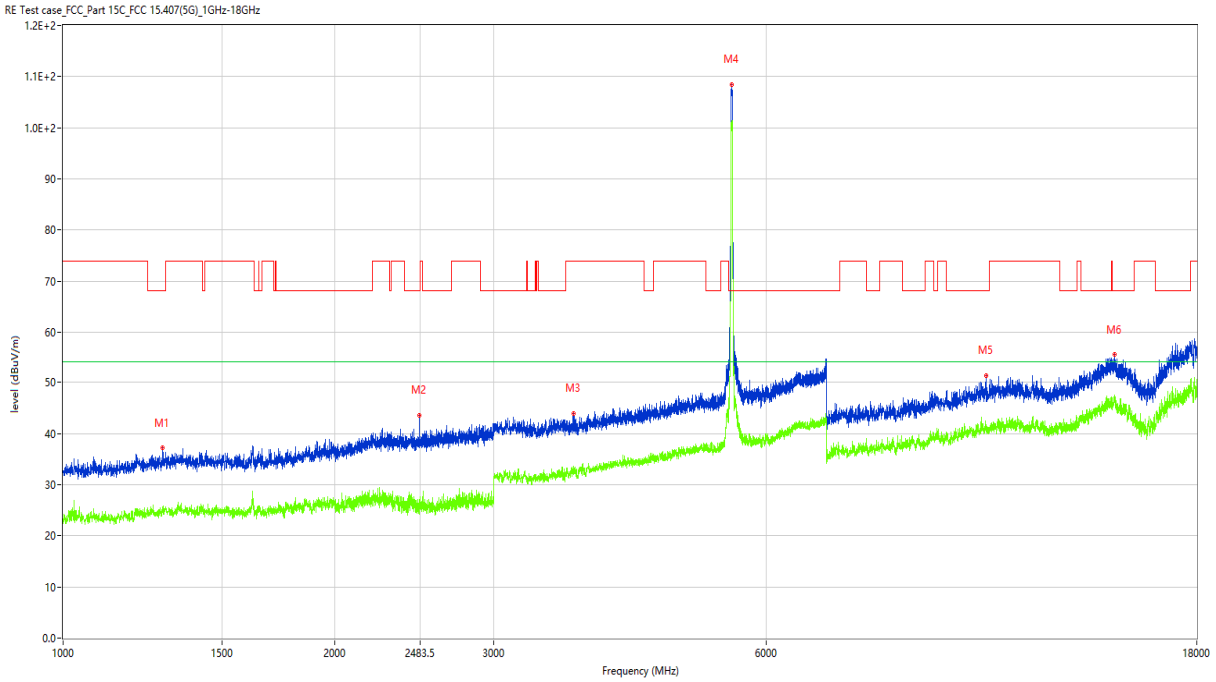

No.	Frequency (MHz)	Results (dBuV/m)	Factor (dB)	Limit (dBuV/m)	Over Limit (dB)	Detector	Table (Degree)	Height (cm)	Antenna	Verdict
1	1289.500	37.18	-15.67	68.2	-31.02	Peak	336.00	100	Horizontal	Pass
1**	1289.500	25.36	-15.67	54.0	-28.64	AV	336.00	100	Horizontal	Pass
2	2480.500	43.59	-11.67	68.2	-24.61	Peak	361.00	100	Horizontal	Pass
2**	2480.500	25.88	-11.67	54.0	-28.12	AV	361.00	100	Horizontal	Pass
3	3677.000	43.99	-5.27	74.0	-30.01	Peak	-1.00	100	Horizontal	Pass
3**	3677.000	32.16	-5.27	54.0	-21.84	AV	-1.00	100	Horizontal	Pass
4	5498.000	108.52	-1.88	68.2	40.32	Peak	58.00	100	Horizontal	N/A
4**	5498.000	100.76	-1.88	54.0	46.76	AV	58.00	100	Horizontal	N/A
5	10517.250	51.40	7.19	68.2	-16.80	Peak	164.00	100	Horizontal	Pass
5**	10517.250	41.27	7.19	54.0	-12.73	AV	164.00	100	Horizontal	Pass
6	14598.250	55.54	12.46	68.2	-12.66	Peak	321.00	100	Horizontal	Pass
6**	14598.250	46.57	12.46	54.0	-7.43	AV	321.00	100	Horizontal	Pass

11a, U-NII-2C, 1 GHz to 18 GHz, Middle Channel, ANT V

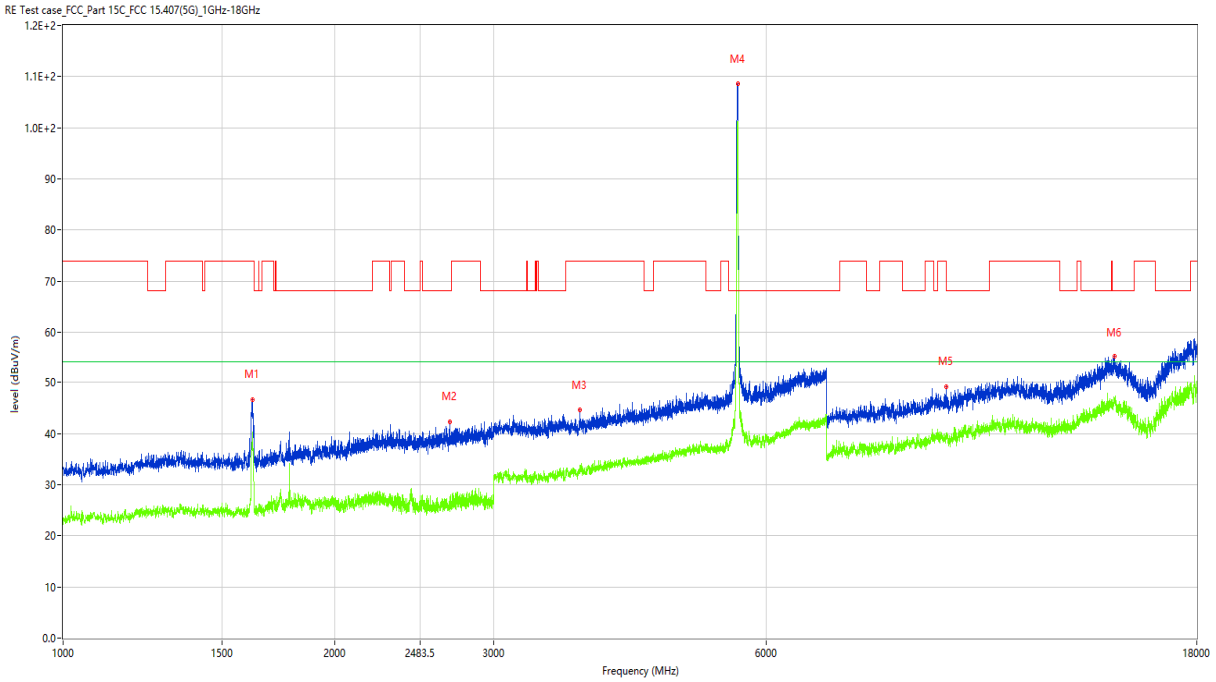

No.	Frequency (MHz)	Results (dBuV/m)	Factor (dB)	Limit (dBuV/m)	Over Limit (dB)	Detector	Table (Degree)	Height (cm)	Antenna	Verdict
1	1619.500	46.61	-16.67	74.0	-27.39	Peak	80.00	100	Vertical	Pass
1**	1619.500	38.37	-16.67	54.0	-15.63	AV	80.00	100	Vertical	Pass
2	2679.000	42.35	-10.38	68.2	-25.85	Peak	98.00	100	Vertical	Pass
2**	2679.000	25.71	-10.38	54.0	-28.29	AV	98.00	100	Vertical	Pass
3	3733.000	44.58	-5.38	74.0	-29.42	Peak	151.00	100	Vertical	Pass
3**	3733.000	33.05	-5.38	54.0	-20.95	AV	151.00	100	Vertical	Pass
4	5584.000	108.55	-1.68	68.2	40.35	Peak	208.00	100	Vertical	N/A
4**	5584.000	100.76	-1.68	54.0	46.76	AV	208.00	100	Vertical	N/A
5	9510.750	49.16	4.74	68.2	-19.04	Peak	360.00	100	Vertical	Pass
5**	9510.750	39.41	4.74	54.0	-14.59	AV	360.00	100	Vertical	Pass
6	14584.500	55.08	12.31	68.2	-13.12	Peak	227.00	100	Vertical	Pass
6**	14584.500	46.39	12.31	54.0	-7.61	AV	227.00	100	Vertical	Pass

11a, U-NII-2C, 1 GHz to 18 GHz, Middle Channel, ANT H

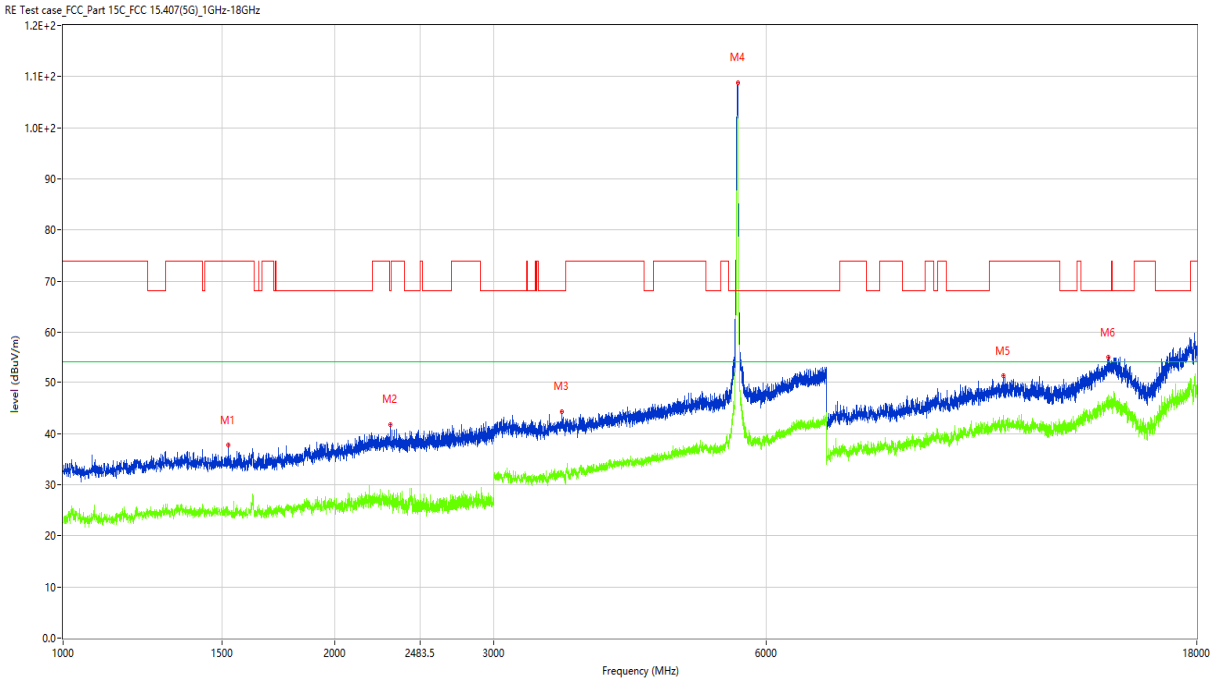

No.	Frequency (MHz)	Results (dBuV/m)	Factor (dB)	Limit (dBuV/m)	Over Limit (dB)	Detector	Table (Degree)	Height (cm)	Antenna	Verdict
1	1524.000	37.72	-16.19	74.0	-36.28	Peak	296.00	100	Horizontal	Pass
1**	1524.000	24.00	-16.19	54.0	-30.00	AV	296.00	100	Horizontal	Pass
2	2302.000	41.75	-12.10	68.2	-26.45	Peak	314.00	100	Horizontal	Pass
2**	2302.000	27.05	-12.10	54.0	-26.95	AV	314.00	100	Horizontal	Pass
3	3566.000	44.30	-5.79	68.2	-23.90	Peak	301.00	100	Horizontal	Pass
3**	3566.000	32.20	-5.79	54.0	-21.80	AV	301.00	100	Horizontal	Pass
4	5586.000	108.87	-1.85	68.2	40.67	Peak	65.00	100	Horizontal	N/A
4**	5586.000	101.54	-1.85	54.0	47.54	AV	65.00	100	Horizontal	N/A
5	11001.250	51.28	7.13	74.0	-22.72	Peak	242.00	100	Horizontal	Pass
5**	11001.250	42.58	7.13	54.0	-11.42	AV	242.00	100	Horizontal	Pass
6	14364.500	55.00	13.06	68.2	-13.20	Peak	242.00	100	Horizontal	Pass
6**	14364.500	45.63	13.06	54.0	-8.37	AV	242.00	100	Horizontal	Pass

11a, U-NII-2C, 1 GHz to 18 GHz, High Channel, ANT V

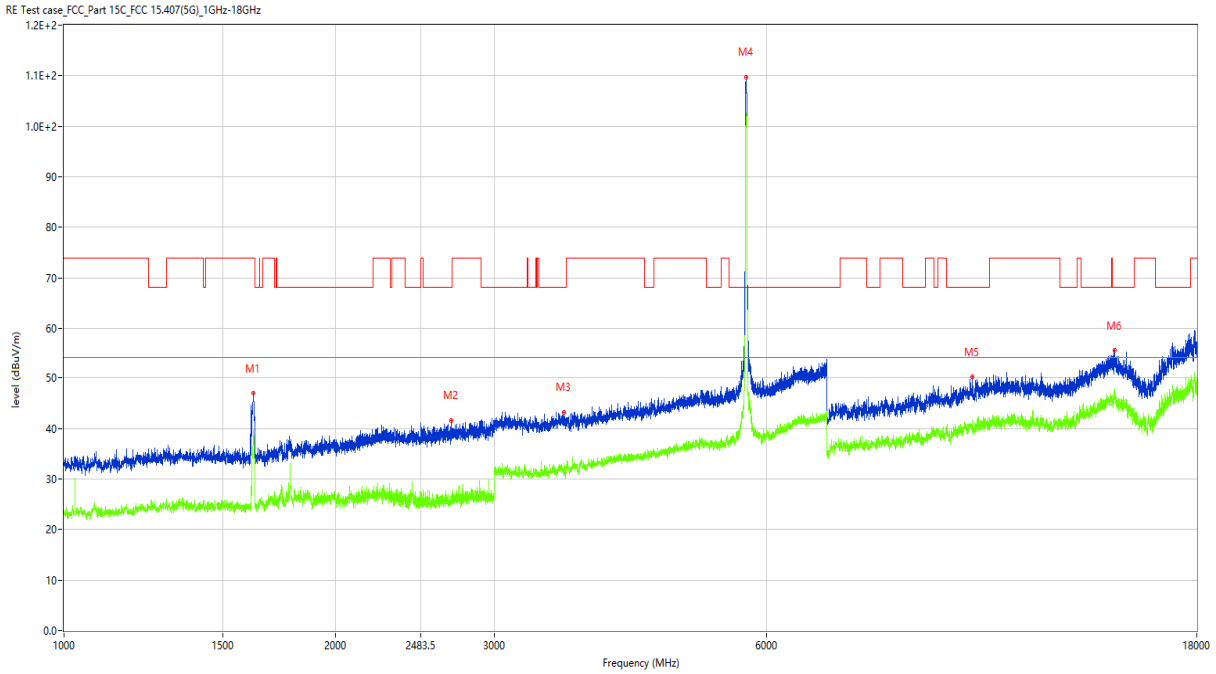

No.	Frequency (MHz)	Results (dBuV/m)	Factor (dB)	Limit (dBuV/m)	Over Limit (dB)	Detector	Table (Degree)	Height (cm)	Antenna	Verdict
1	1621.000	46.92	-16.40	74.0	-27.08	Peak	91.00	100	Vertical	Pass
1**	1621.000	39.60	-16.40	54.0	-14.40	AV	91.00	100	Vertical	Pass
2	2684.500	41.64	-10.74	68.2	-26.56	Peak	256.00	100	Vertical	Pass
2**	2684.500	25.21	-10.74	54.0	-28.79	AV	256.00	100	Vertical	Pass
3	3583.000	43.27	-5.53	68.2	-24.93	Peak	360.00	100	Vertical	Pass
3**	3583.000	31.44	-5.53	54.0	-22.56	AV	360.00	100	Vertical	Pass
4	5701.000	109.77	-0.94	68.2	41.57	Peak	194.00	100	Vertical	N/A
4**	5701.000	101.46	-0.94	54.0	47.46	AV	194.00	100	Vertical	N/A
5	10157.000	50.20	6.61	68.2	-18.00	Peak	127.00	100	Vertical	Pass
5**	10157.000	39.05	6.61	54.0	-14.95	AV	127.00	100	Vertical	Pass
6	14609.250	55.48	12.25	68.2	-12.72	Peak	53.00	100	Vertical	Pass
6**	14609.250	45.98	12.25	54.0	-8.02	AV	53.00	100	Vertical	Pass

11a, U-NII-2C, 1 GHz to 18 GHz, High Channel, ANT H

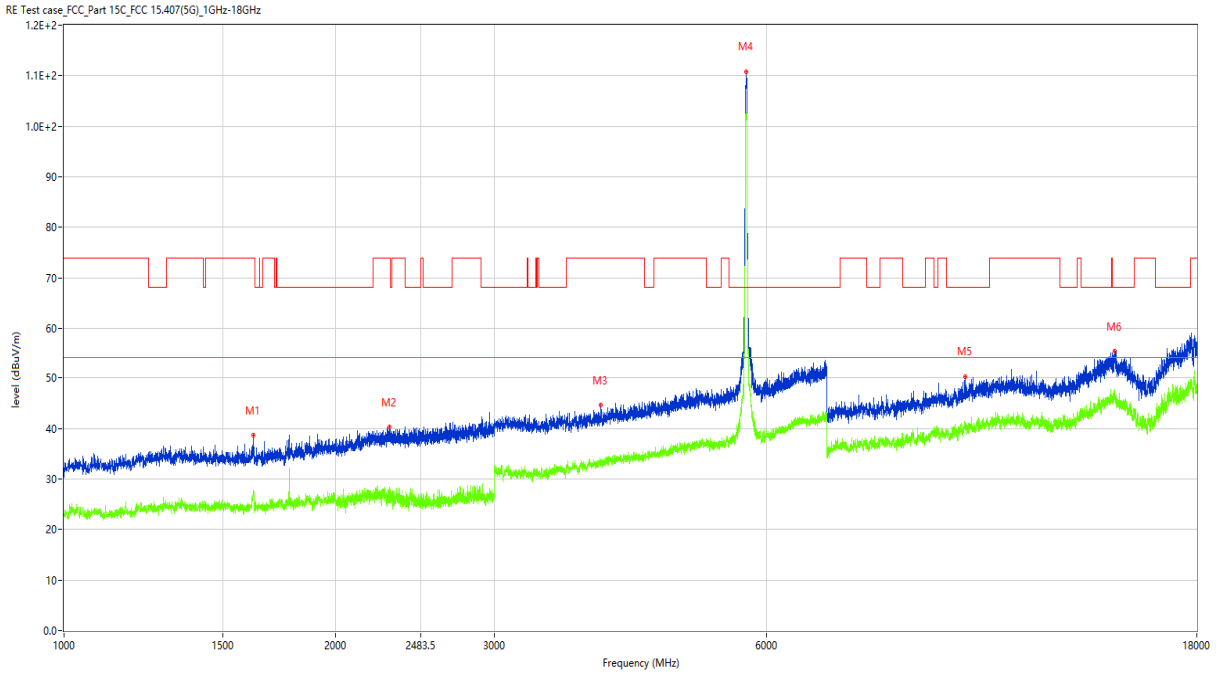

No.	Frequency (MHz)	Results (dBuV/m)	Factor (dB)	Limit (dBuV/m)	Over Limit (dB)	Detector	Table (Degree)	Height (cm)	Antenna	Verdict
1	1622.500	38.62	-16.31	74.0	-35.38	Peak	31.00	100	Horizontal	Pass
1**	1622.500	27.53	-16.31	54.0	-26.47	AV	31.00	100	Horizontal	Pass
2	2294.000	40.22	-11.97	74.0	-33.78	Peak	273.00	100	Horizontal	Pass
2**	2294.000	25.37	-11.97	54.0	-28.63	AV	273.00	100	Horizontal	Pass
3	3931.000	44.59	-4.33	74.0	-29.41	Peak	29.00	100	Horizontal	Pass
3**	3931.000	33.32	-4.33	54.0	-20.68	AV	29.00	100	Horizontal	Pass
4	5704.000	110.81	-0.55	68.2	42.61	Peak	122.00	100	Horizontal	N/A
4**	5704.000	102.48	-0.55	54.0	48.48	AV	122.00	100	Horizontal	N/A
5	9967.250	50.23	6.03	68.2	-17.97	Peak	143.00	100	Horizontal	Pass
5**	9967.250	39.79	6.03	54.0	-14.21	AV	143.00	100	Horizontal	Pass
6	14590.000	55.28	12.45	68.2	-12.92	Peak	360.00	100	Horizontal	Pass
6**	14590.000	47.43	12.45	54.0	-6.57	AV	360.00	100	Horizontal	Pass

11n20, U-NII-2C, 1 GHz to 18 GHz, Low Channel, ANT V

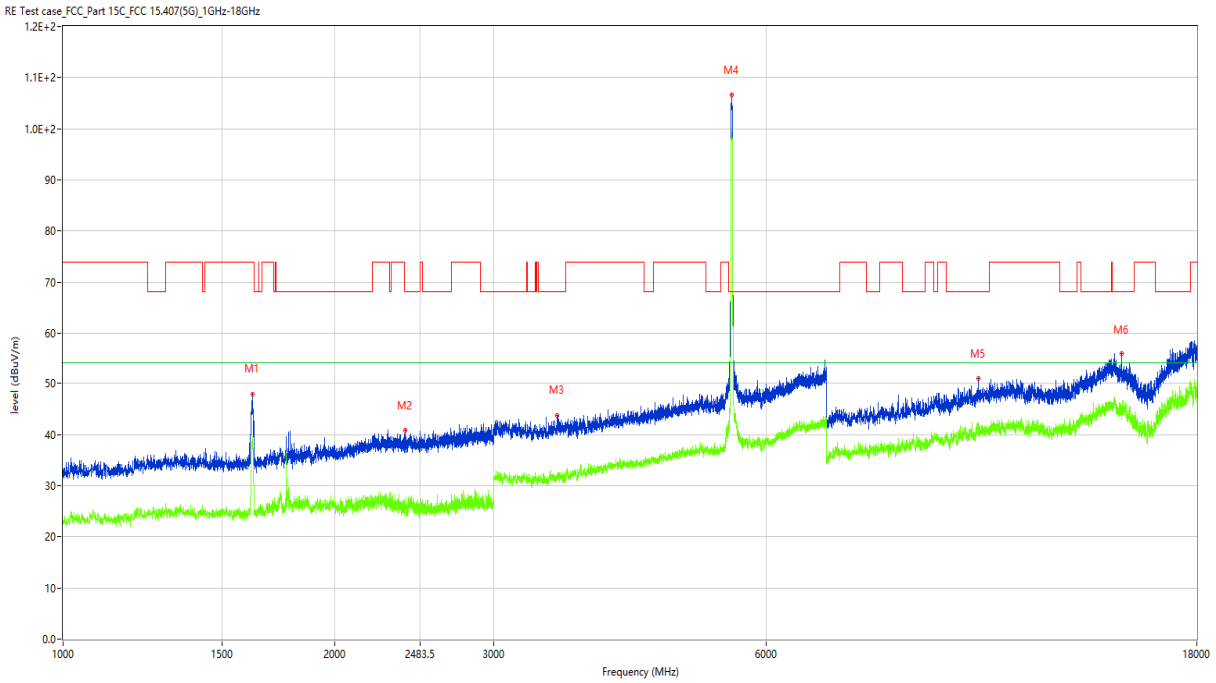

No.	Frequency (MHz)	Results (dBuV/m)	Factor (dB)	Limit (dBuV/m)	Over Limit (dB)	Detector	Table (Degree)	Height (cm)	Antenna	Verdict
1	1619.500	47.97	-16.67	74.0	-26.03	Peak	90.00	100	Vertical	Pass
1**	1619.500	39.04	-16.67	54.0	-14.96	AV	90.00	100	Vertical	Pass
2	2394.500	40.79	-11.80	68.2	-27.41	Peak	360.00	100	Vertical	Pass
2**	2394.500	26.20	-11.80	54.0	-27.80	AV	360.00	100	Vertical	Pass
3	3523.000	43.81	-6.47	68.2	-24.39	Peak	22.00	100	Vertical	Pass
3**	3523.000	31.87	-6.47	54.0	-22.13	AV	22.00	100	Vertical	Pass
4	5499.000	106.59	-1.81	68.2	38.39	Peak	176.00	100	Vertical	N/A
4**	5499.000	98.83	-1.81	54.0	44.83	AV	176.00	100	Vertical	N/A
5	10308.250	50.90	7.44	68.2	-17.30	Peak	263.00	100	Vertical	Pass
5**	10308.250	42.23	7.44	54.0	-11.77	AV	263.00	100	Vertical	Pass
6	14848.500	55.77	12.32	68.2	-12.43	Peak	361.00	100	Vertical	Pass
6**	14848.500	43.49	12.32	54.0	-10.51	AV	361.00	100	Vertical	Pass

11n20, U-NII-2C, 1 GHz to 18 GHz, Low Channel, ANT H

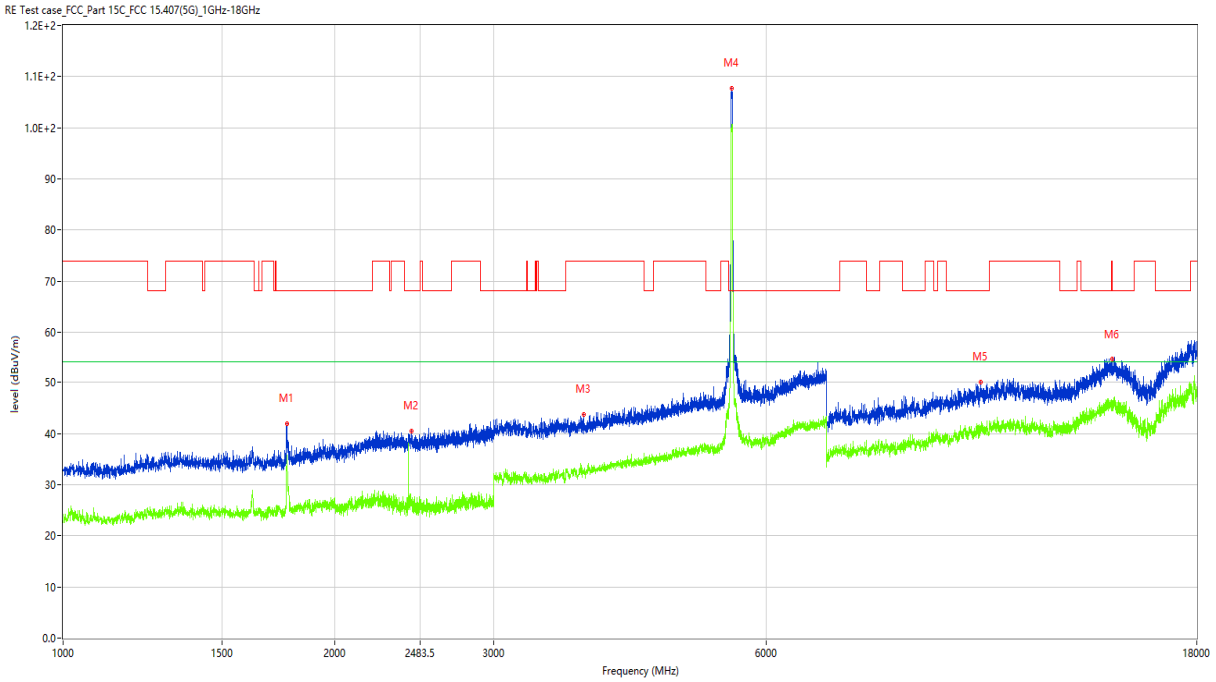

No.	Frequency (MHz)	Results (dBuV/m)	Factor (dB)	Limit (dBuV/m)	Over Limit (dB)	Detector	Table (Degree)	Height (cm)	Antenna	Verdict
1	1770.000	41.97	-15.53	68.2	-26.23	Peak	329.00	100	Horizontal	Pass
1**	1770.000	34.45	-15.53	54.0	-19.55	AV	329.00	100	Horizontal	Pass
2	2429.000	40.54	-12.37	68.2	-27.66	Peak	0.00	100	Horizontal	Pass
2**	2429.000	27.07	-12.37	54.0	-26.93	AV	0.00	100	Horizontal	Pass
3	3768.000	43.82	-5.18	74.0	-30.18	Peak	257.00	100	Horizontal	Pass
3**	3768.000	32.58	-5.18	54.0	-21.42	AV	257.00	100	Horizontal	Pass
4	5497.000	107.78	-1.92	68.2	39.58	Peak	87.00	100	Horizontal	N/A
4**	5497.000	99.14	-1.92	54.0	45.14	AV	87.00	100	Horizontal	N/A
5	10382.500	50.10	6.84	68.2	-18.10	Peak	139.00	100	Horizontal	Pass
5**	10382.500	40.53	6.84	54.0	-13.47	AV	139.00	100	Horizontal	Pass
6	14521.250	54.63	11.80	68.2	-13.57	Peak	101.00	100	Horizontal	Pass
6**	14521.250	45.29	11.80	54.0	-8.71	AV	101.00	100	Horizontal	Pass

11n20, U-NII-2C, 1 GHz to 18 GHz, Middle Channel, ANT V

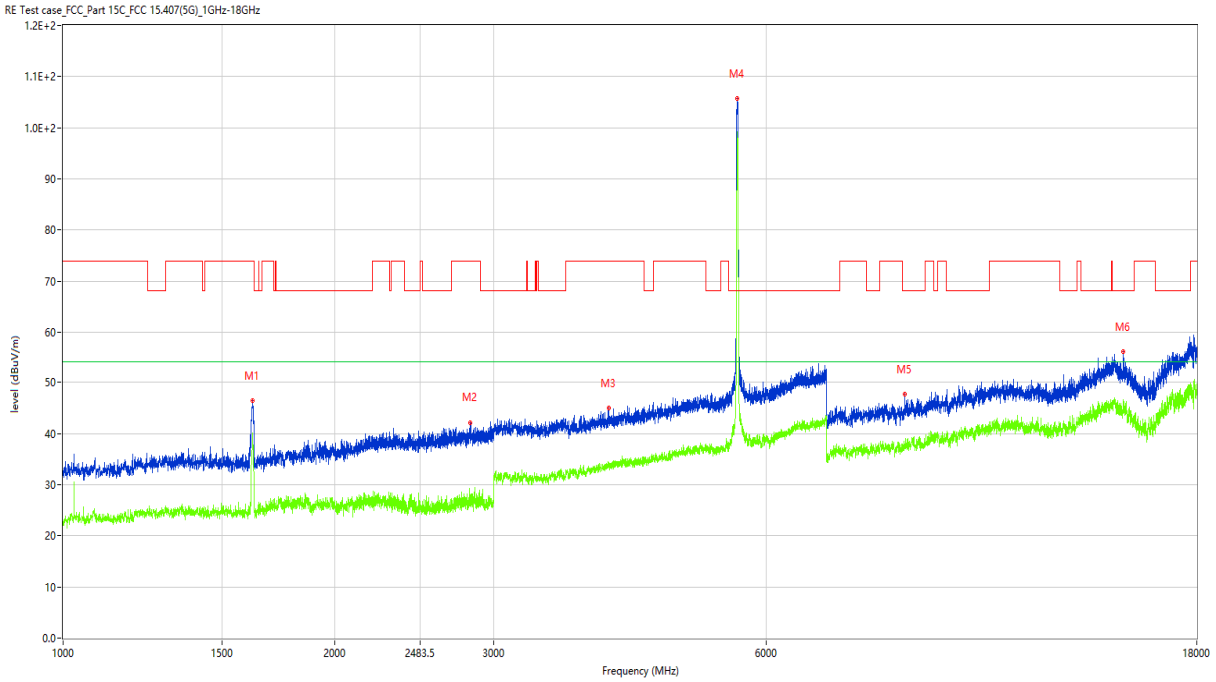

No.	Frequency (MHz)	Results (dBuV/m)	Factor (dB)	Limit (dBuV/m)	Over Limit (dB)	Detector	Table (Degree)	Height (cm)	Antenna	Verdict
1	1622.000	46.39	-16.38	74.0	-27.61	Peak	73.00	100	Vertical	Pass
1**	1622.000	38.69	-16.38	54.0	-15.31	AV	73.00	100	Vertical	Pass
2	2823.500	42.12	-9.75	74.0	-31.88	Peak	34.00	100	Vertical	Pass
2**	2823.500	26.69	-9.75	54.0	-27.31	AV	34.00	100	Vertical	Pass
3	4023.000	44.95	-4.28	74.0	-29.05	Peak	147.00	100	Vertical	Pass
3**	4023.000	34.34	-4.28	54.0	-19.66	AV	147.00	100	Vertical	Pass
4	5574.000	105.65	-1.78	68.2	37.45	Peak	206.00	100	Vertical	N/A
4**	5574.000	98.55	-1.78	54.0	44.55	AV	206.00	100	Vertical	N/A
5	8551.000	47.65	2.58	68.2	-20.55	Peak	-1.00	100	Vertical	Pass
5**	8551.000	37.91	2.58	54.0	-16.09	AV	-1.00	100	Vertical	Pass
6	14919.999	56.09	11.33	68.2	-12.11	Peak	310.00	100	Vertical	Pass
6**	14919.999	45.36	11.33	54.0	-8.64	AV	310.00	100	Vertical	Pass

11n20, U-NII-2C, 1 GHz to 18 GHz, Middle Channel, ANT H

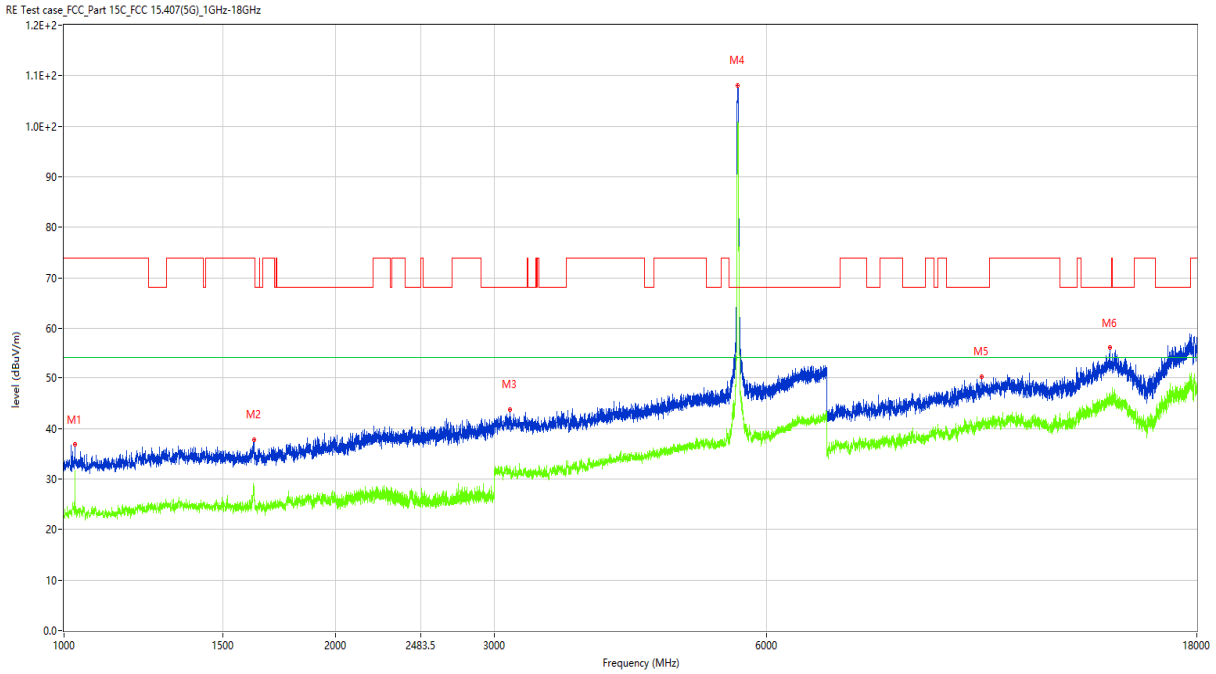

No.	Frequency (MHz)	Results (dBuV/m)	Factor (dB)	Limit (dBuV/m)	Over Limit (dB)	Detector	Table (Degree)	Height (cm)	Antenna	Verdict
1	1028.000	36.80	-17.12	74.0	-37.20	Peak	360.00	100	Horizontal	Pass
1**	1028.000	31.42	-17.12	54.0	-22.58	AV	360.00	100	Horizontal	Pass
2	1624.500	37.76	-16.84	74.0	-36.24	Peak	92.00	100	Horizontal	Pass
2**	1624.500	26.59	-16.84	54.0	-27.41	AV	92.00	100	Horizontal	Pass
3	3119.000	43.80	-6.29	68.2	-24.40	Peak	48.00	100	Horizontal	Pass
3**	3119.000	31.85	-6.29	54.0	-22.15	AV	48.00	100	Horizontal	Pass
4	5582.000	108.14	-1.94	68.2	39.94	Peak	68.00	100	Horizontal	N/A
4**	5582.000	100.50	-1.94	54.0	46.50	AV	68.00	100	Horizontal	N/A
5	10404.500	50.30	6.88	68.2	-17.90	Peak	92.00	100	Horizontal	Pass
5**	10404.500	40.66	6.88	54.0	-13.34	AV	92.00	100	Horizontal	Pass
6	14422.250	56.04	10.84	68.2	-12.16	Peak	360.00	100	Horizontal	Pass
6**	14422.250	45.86	10.84	54.0	-8.14	AV	360.00	100	Horizontal	Pass

11n20, U-NII-2C, 1 GHz to 18 GHz, High Channel, ANT V

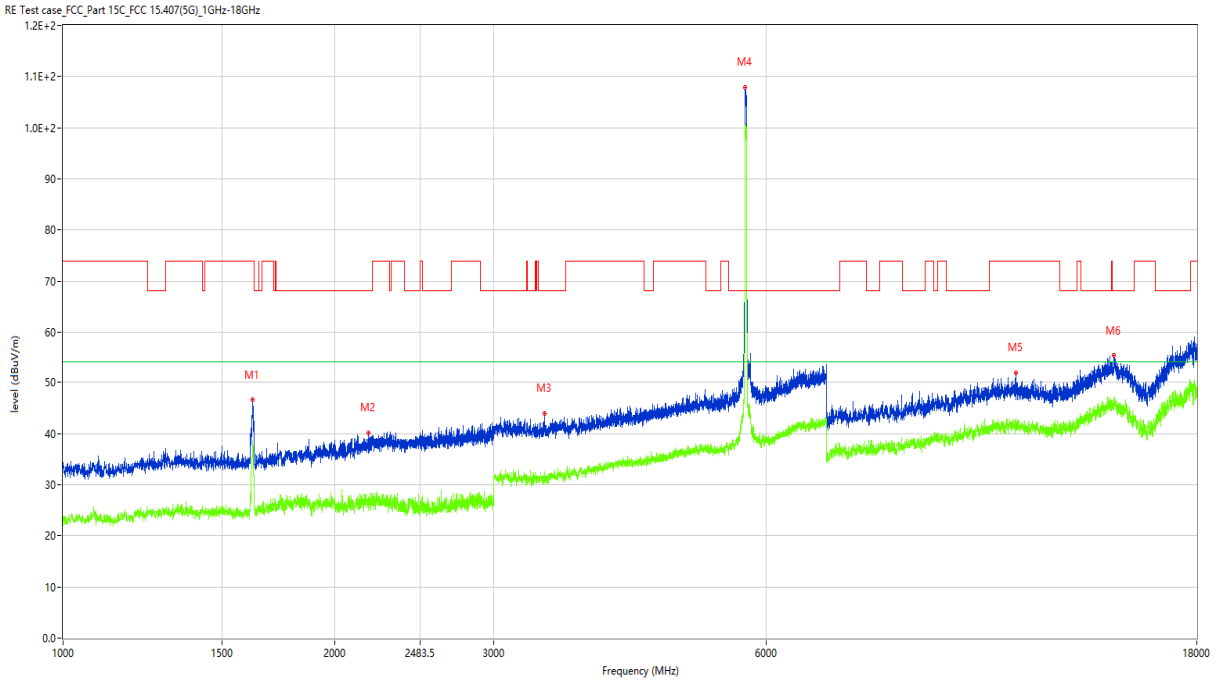

No.	Frequency (MHz)	Results (dBuV/m)	Factor (dB)	Limit (dBuV/m)	Over Limit (dB)	Detector	Table (Degree)	Height (cm)	Antenna	Verdict
1	1622.000	46.56	-16.38	74.0	-27.44	Peak	74.00	100	Vertical	Pass
1**	1622.000	37.28	-16.38	54.0	-16.72	AV	74.00	100	Vertical	Pass
2	2178.000	40.11	-12.49	68.2	-28.09	Peak	2.00	100	Vertical	Pass
2**	2178.000	26.47	-12.49	54.0	-27.53	AV	2.00	100	Vertical	Pass
3	3410.000	44.00	-6.71	68.2	-24.20	Peak	244.00	100	Vertical	Pass
3**	3410.000	31.89	-6.71	54.0	-22.11	AV	244.00	100	Vertical	Pass
4	5693.000	107.92	-1.59	68.2	39.72	Peak	204.00	100	Vertical	N/A
4**	5693.000	99.65	-1.59	54.0	45.65	AV	204.00	100	Vertical	N/A
5	11342.250	51.93	6.71	74.0	-22.07	Peak	75.00	100	Vertical	Pass
5**	11342.250	41.07	6.71	54.0	-12.93	AV	75.00	100	Vertical	Pass
6	14579.000	55.31	12.16	68.2	-12.89	Peak	358.00	100	Vertical	Pass
6**	14579.000	45.58	12.16	54.0	-8.42	AV	358.00	100	Vertical	Pass

11n20, U-NII-2C, 1 GHz to 18 GHz, High Channel, ANT H

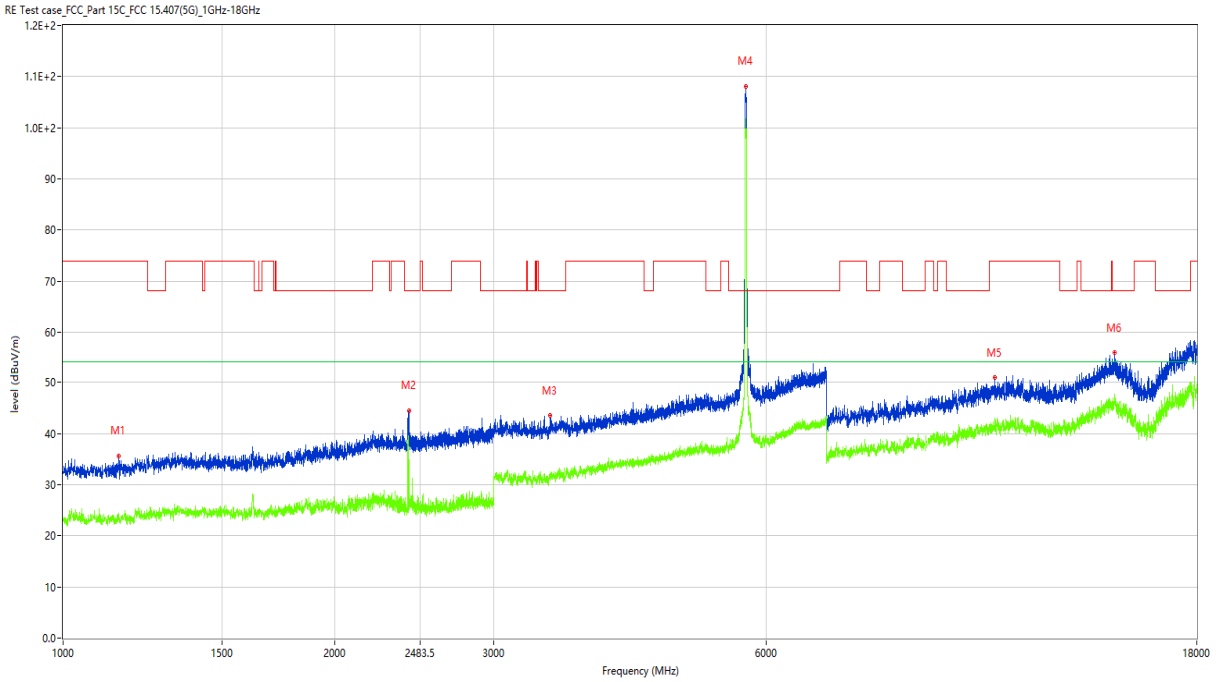

No.	Frequency (MHz)	Results (dBuV/m)	Factor (dB)	Limit (dBuV/m)	Over Limit (dB)	Detector	Table (Degree)	Height (cm)	Antenna	Verdict
1	1153.000	35.59	-16.93	74.0	-38.41	Peak	-1.00	100	Horizontal	Pass
1**	1153.000	23.09	-16.93	54.0	-30.91	AV	-1.00	100	Horizontal	Pass
2	2414.000	44.43	-11.53	68.2	-23.77	Peak	27.00	100	Horizontal	Pass
2**	2414.000	26.62	-11.53	54.0	-27.38	AV	27.00	100	Horizontal	Pass
3	3461.000	43.48	-6.38	68.2	-24.72	Peak	312.00	100	Horizontal	Pass
3**	3461.000	31.61	-6.38	54.0	-22.39	AV	312.00	100	Horizontal	Pass
4	5702.000	108.04	-0.79	68.2	39.84	Peak	113.00	100	Horizontal	N/A
4**	5702.000	101.83	-0.79	54.0	47.83	AV	113.00	100	Horizontal	N/A
5	10751.000	50.89	7.25	74.0	-23.11	Peak	108.00	100	Horizontal	Pass
5**	10751.000	40.42	7.25	54.0	-13.58	AV	108.00	100	Horizontal	Pass
6	14590.000	55.89	12.45	68.2	-12.31	Peak	-1.00	100	Horizontal	Pass
6**	14590.000	45.74	12.45	54.0	-8.26	AV	-1.00	100	Horizontal	Pass

11n40, U-NII-2C, 1 GHz to 18 GHz, Low Channel, ANT V

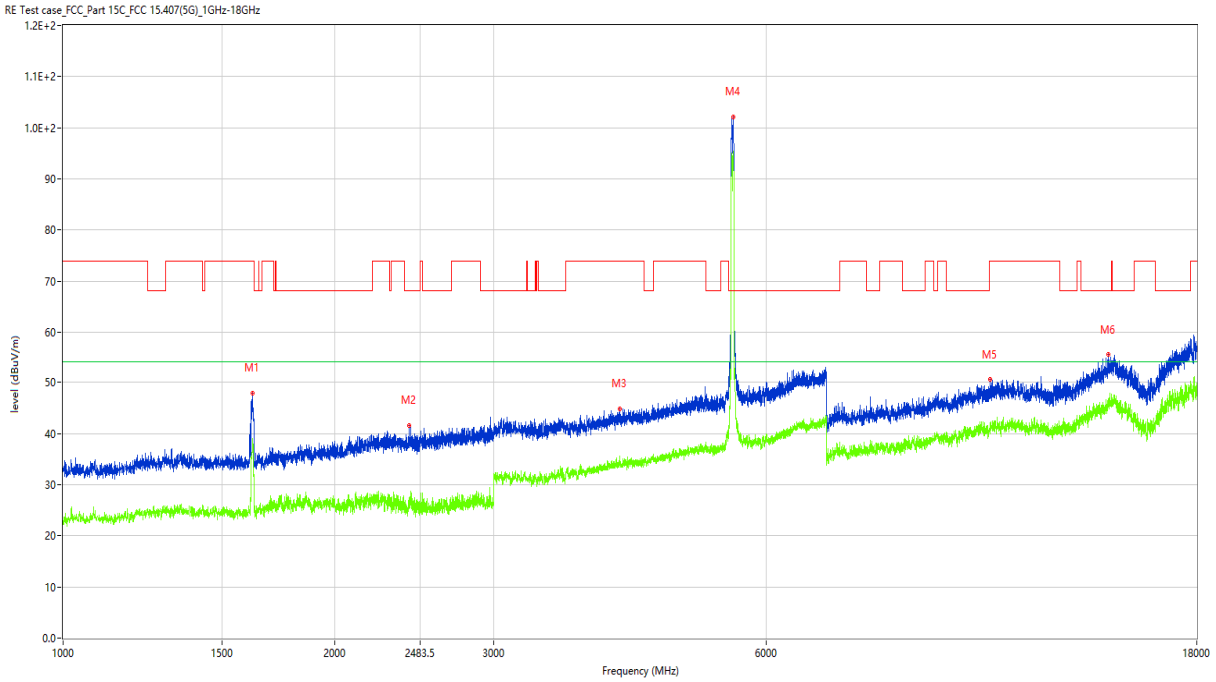

No.	Frequency (MHz)	Results (dBuV/m)	Factor (dB)	Limit (dBuV/m)	Over Limit (dB)	Detector	Table (Degree)	Height (cm)	Antenna	Verdict
1	1619.500	47.94	-16.67	74.0	-26.06	Peak	84.00	100	Vertical	Pass
1**	1619.500	36.35	-16.67	54.0	-17.65	AV	84.00	100	Vertical	Pass
2	2416.000	41.57	-11.56	68.2	-26.63	Peak	106.00	100	Vertical	Pass
2**	2416.000	26.33	-11.56	54.0	-27.67	AV	106.00	100	Vertical	Pass
3	4132.000	44.87	-4.19	74.0	-29.13	Peak	0.00	100	Vertical	Pass
3**	4132.000	34.14	-4.19	54.0	-19.86	AV	0.00	100	Vertical	Pass
4	5519.000	102.12	-1.17	68.2	33.92	Peak	209.00	100	Vertical	N/A
4**	5519.000	94.96	-1.17	54.0	40.96	AV	209.00	100	Vertical	N/A
5	10635.500	50.52	6.93	74.0	-23.48	Peak	153.00	100	Vertical	Pass
5**	10635.500	41.42	6.93	54.0	-12.58	AV	153.00	100	Vertical	Pass
6	14367.250	55.51	13.01	68.2	-12.69	Peak	2.00	100	Vertical	Pass
6**	14367.250	45.65	13.01	54.0	-8.35	AV	2.00	100	Vertical	Pass

11n40, U-NII-2C, 1 GHz to 18 GHz, Low Channel, ANT H

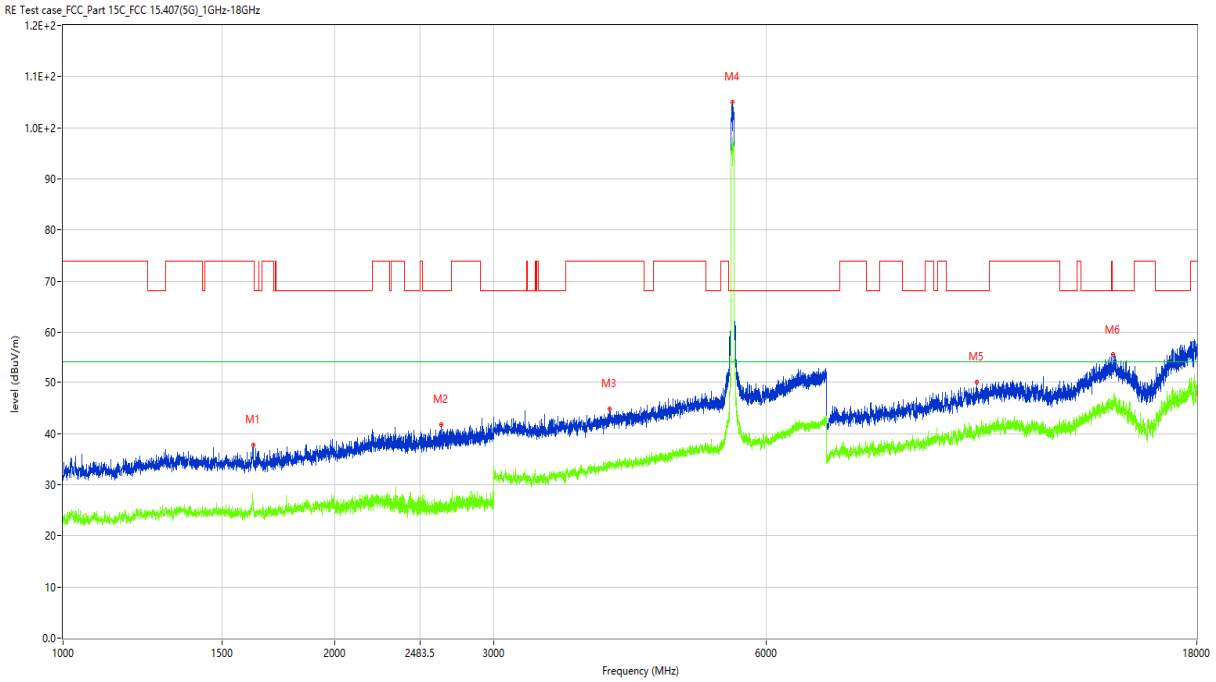

No.	Frequency (MHz)	Results (dBuV/m)	Factor (dB)	Limit (dBuV/m)	Over Limit (dB)	Detector	Table (Degree)	Height (cm)	Antenna	Verdict
1	1623.000	37.85	-16.42	74.0	-36.15	Peak	83.00	100	Horizontal	Pass
1**	1623.000	25.49	-16.42	54.0	-28.51	AV	83.00	100	Horizontal	Pass
2	2622.000	41.77	-10.60	68.2	-26.43	Peak	235.00	100	Horizontal	Pass
2**	2622.000	26.12	-10.60	54.0	-27.88	AV	235.00	100	Horizontal	Pass
3	4026.000	44.91	-4.33	74.0	-29.09	Peak	82.00	100	Horizontal	Pass
3**	4026.000	33.74	-4.33	54.0	-20.26	AV	82.00	100	Horizontal	Pass
4	5506.000	105.08	-1.40	68.2	36.88	Peak	82.00	100	Horizontal	N/A
4**	5506.000	97.14	-1.40	54.0	43.14	AV	82.00	100	Horizontal	N/A
5	10264.250	50.14	7.28	68.2	-18.06	Peak	299.00	100	Horizontal	Pass
5**	10264.250	40.94	7.28	54.0	-13.06	AV	299.00	100	Horizontal	Pass
6	14546.000	55.54	11.39	68.2	-12.66	Peak	320.00	100	Horizontal	Pass
6**	14546.000	45.82	11.39	54.0	-8.18	AV	320.00	100	Horizontal	Pass

11n40, U-NII-2C, 1 GHz to 18 GHz, High Channel, ANT V

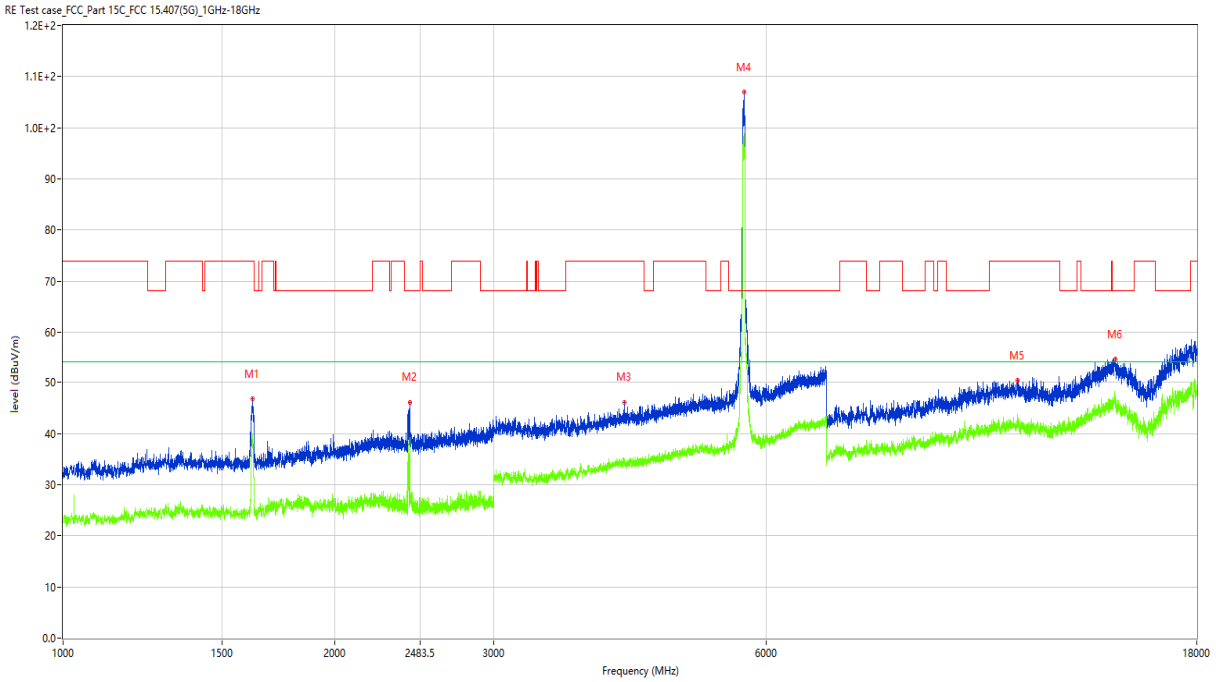

No.	Frequency (MHz)	Results (dBuV/m)	Factor (dB)	Limit (dBuV/m)	Over Limit (dB)	Detector	Table (Degree)	Height (cm)	Antenna	Verdict
1	1620.500	46.76	-16.64	74.0	-27.24	Peak	77.00	100	Vertical	Pass
1**	1620.500	39.88	-16.64	54.0	-14.12	AV	77.00	100	Vertical	Pass
2	2419.500	46.10	-12.01	68.2	-22.10	Peak	121.00	100	Vertical	Pass
2**	2419.500	38.65	-12.01	54.0	-15.35	AV	121.00	100	Vertical	Pass
3	4180.000	46.10	-4.07	74.0	-27.90	Peak	239.00	100	Vertical	Pass
3**	4180.000	33.78	-4.07	54.0	-20.22	AV	239.00	100	Vertical	Pass
4	5674.000	106.92	-1.27	68.2	38.72	Peak	195.00	100	Vertical	N/A
4**	5674.000	98.81	-1.27	54.0	44.81	AV	195.00	100	Vertical	N/A
5	11399.999	50.34	7.19	74.0	-23.66	Peak	164.00	100	Vertical	Pass
5**	11399.999	42.73	7.19	54.0	-11.27	AV	164.00	100	Vertical	Pass
6	14614.750	54.64	12.17	68.2	-13.56	Peak	9.00	100	Vertical	Pass
6**	14614.750	46.30	12.17	54.0	-7.70	AV	9.00	100	Vertical	Pass

11n40, U-NII-2C, 1 GHz to 18 GHz, High Channel, ANT H

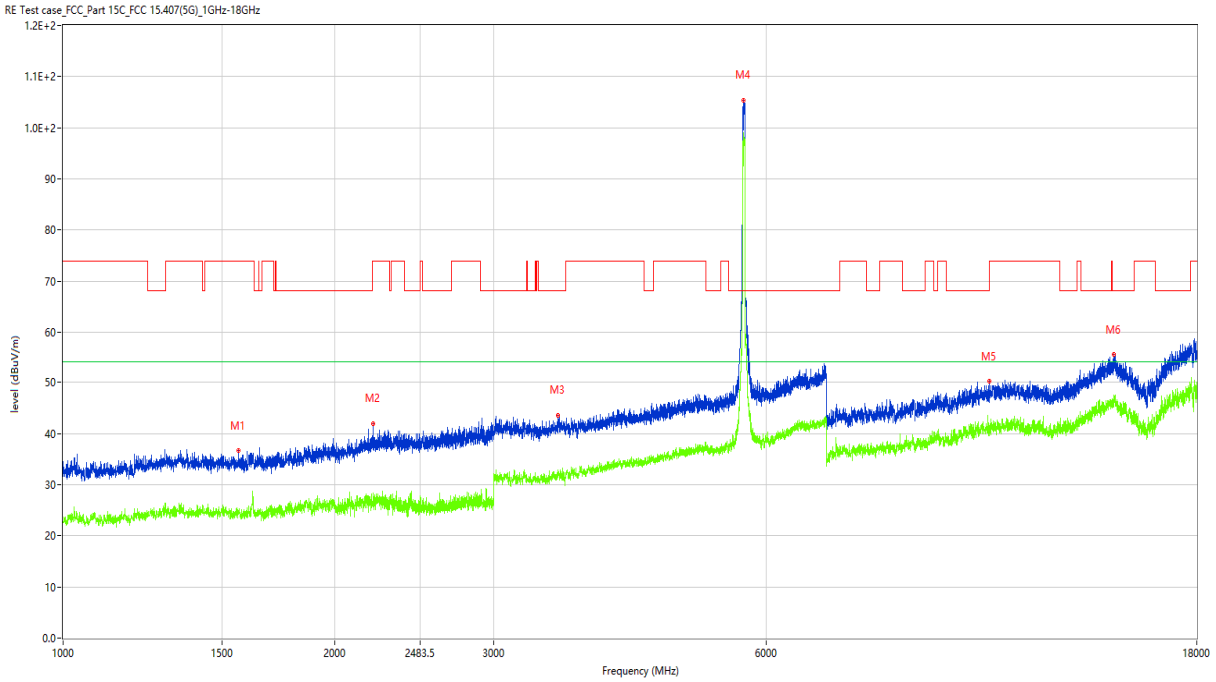

No.	Frequency (MHz)	Results (dBuV/m)	Factor (dB)	Limit (dBuV/m)	Over Limit (dB)	Detector	Table (Degree)	Height (cm)	Antenna	Verdict
1	1564.000	36.66	-16.29	74.0	-37.34	Peak	244.00	100	Horizontal	Pass
1**	1564.000	24.23	-16.29	54.0	-29.77	AV	244.00	100	Horizontal	Pass
2	2205.000	41.99	-11.88	74.0	-32.01	Peak	42.00	100	Horizontal	Pass
2**	2205.000	27.06	-11.88	54.0	-26.94	AV	42.00	100	Horizontal	Pass
3	3534.000	43.57	-6.06	68.2	-24.63	Peak	72.00	100	Horizontal	Pass
3**	3534.000	32.04	-6.06	54.0	-21.96	AV	72.00	100	Horizontal	Pass
4	5668.000	105.39	-1.24	68.2	37.19	Peak	117.00	100	Horizontal	N/A
4**	5668.000	98.78	-1.24	54.0	44.78	AV	117.00	100	Horizontal	N/A
5	10613.500	50.19	7.22	74.0	-23.81	Peak	198.00	100	Horizontal	Pass
5**	10613.500	41.04	7.22	54.0	-12.96	AV	198.00	100	Horizontal	Pass
6	14581.750	55.47	12.24	68.2	-12.73	Peak	361.00	100	Horizontal	Pass
6**	14581.750	46.30	12.24	54.0	-7.70	AV	361.00	100	Horizontal	Pass

11ac20, U-NII-2C, 1 GHz to 18 GHz, Low Channel, ANT V

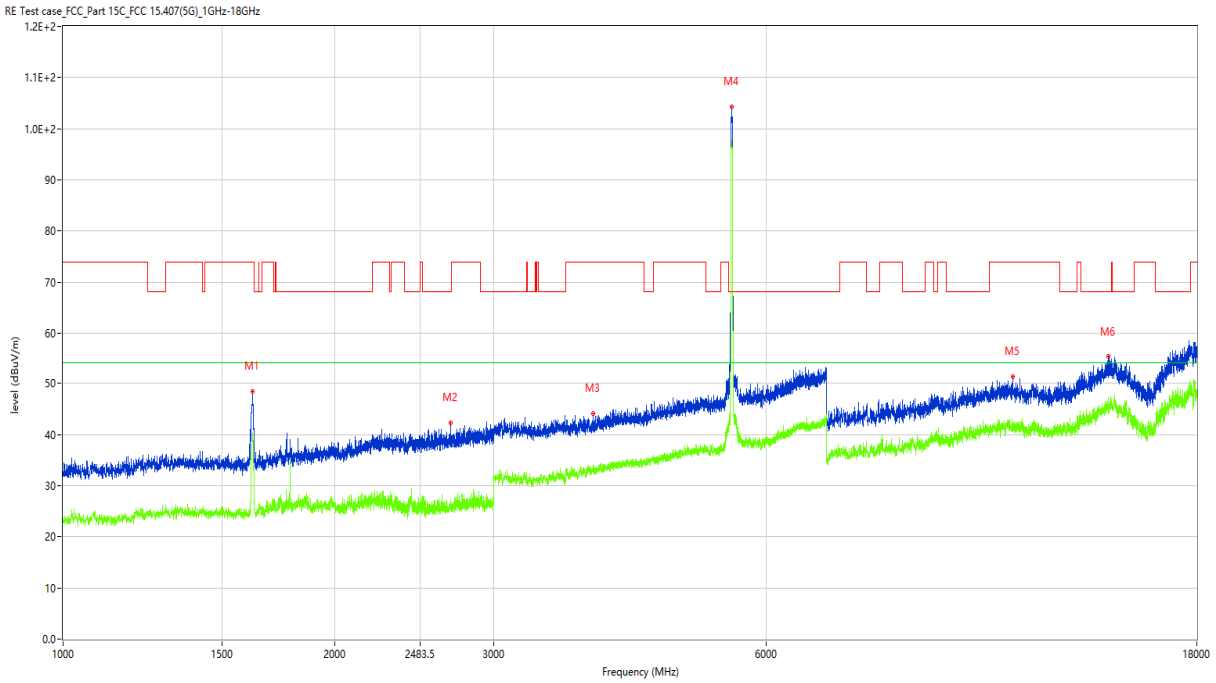

No.	Frequency (MHz)	Results (dBuV/m)	Factor (dB)	Limit (dBuV/m)	Over Limit (dB)	Detector	Table (Degree)	Height (cm)	Antenna	Verdict
1	1622.000	48.49	-16.38	74.0	-25.51	Peak	83.00	100	Vertical	Pass
1**	1622.000	39.20	-16.38	54.0	-14.80	AV	83.00	100	Vertical	Pass
2	2684.500	42.26	-10.74	68.2	-25.94	Peak	-1.00	100	Vertical	Pass
2**	2684.500	25.27	-10.74	54.0	-28.73	AV	-1.00	100	Vertical	Pass
3	3862.000	44.03	-5.04	74.0	-29.97	Peak	360.00	100	Vertical	Pass
3**	3862.000	33.68	-5.04	54.0	-20.32	AV	360.00	100	Vertical	Pass
4	5498.000	104.32	-1.88	68.2	36.12	Peak	178.00	100	Vertical	N/A
4**	5498.000	97.46	-1.88	54.0	43.46	AV	178.00	100	Vertical	N/A
5	11265.250	51.35	6.77	74.0	-22.65	Peak	59.00	100	Vertical	Pass
5**	11265.250	41.36	6.77	54.0	-12.64	AV	59.00	100	Vertical	Pass
6	14353.500	55.38	12.85	68.2	-12.82	Peak	120.00	100	Vertical	Pass
6**	14353.500	45.67	12.85	54.0	-8.33	AV	120.00	100	Vertical	Pass

11ac20, U-NII-2C, 1 GHz to 18 GHz, Low Channel, ANT H

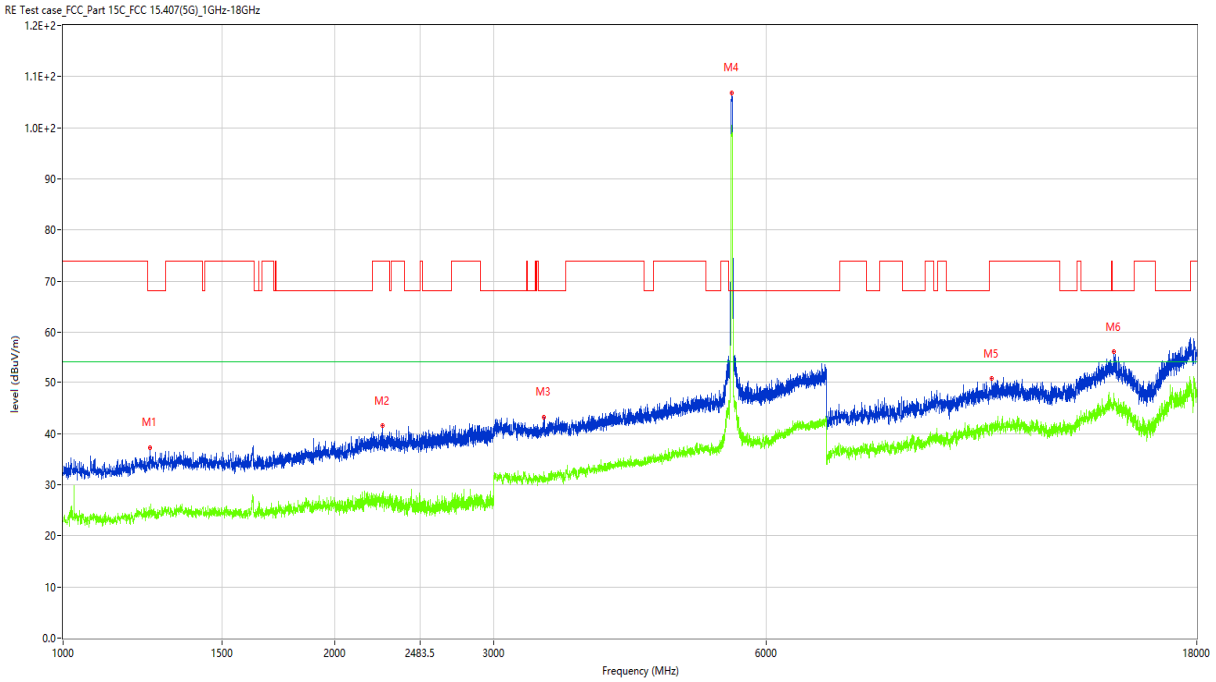

No.	Frequency (MHz)	Results (dBuV/m)	Factor (dB)	Limit (dBuV/m)	Over Limit (dB)	Detector	Table (Degree)	Height (cm)	Antenna	Verdict
1	1249.000	37.18	-16.19	68.2	-31.02	Peak	2.00	100	Horizontal	Pass
1**	1249.000	24.84	-16.19	54.0	-29.16	AV	2.00	100	Horizontal	Pass
2	2257.000	41.60	-12.06	74.0	-32.40	Peak	361.00	100	Horizontal	Pass
2**	2257.000	26.89	-12.06	54.0	-27.11	AV	361.00	100	Horizontal	Pass
3	3407.000	43.20	-6.66	68.2	-25.00	Peak	78.00	100	Horizontal	Pass
3**	3407.000	31.15	-6.66	54.0	-22.85	AV	78.00	100	Horizontal	Pass
4	5495.000	106.89	-1.88	68.2	38.69	Peak	99.00	100	Horizontal	N/A
4**	5495.000	98.40	-1.88	54.0	44.40	AV	99.00	100	Horizontal	N/A
5	10668.500	50.73	6.81	74.0	-23.27	Peak	360.00	100	Horizontal	Pass
5**	10668.500	41.13	6.81	54.0	-12.87	AV	360.00	100	Horizontal	Pass
6	14579.000	56.09	12.16	68.2	-12.11	Peak	1.00	100	Horizontal	Pass
6**	14579.000	45.85	12.16	54.0	-8.15	AV	1.00	100	Horizontal	Pass

11ac20, U-NII-2C, 1 GHz to 18 GHz, Middle Channel, ANT V

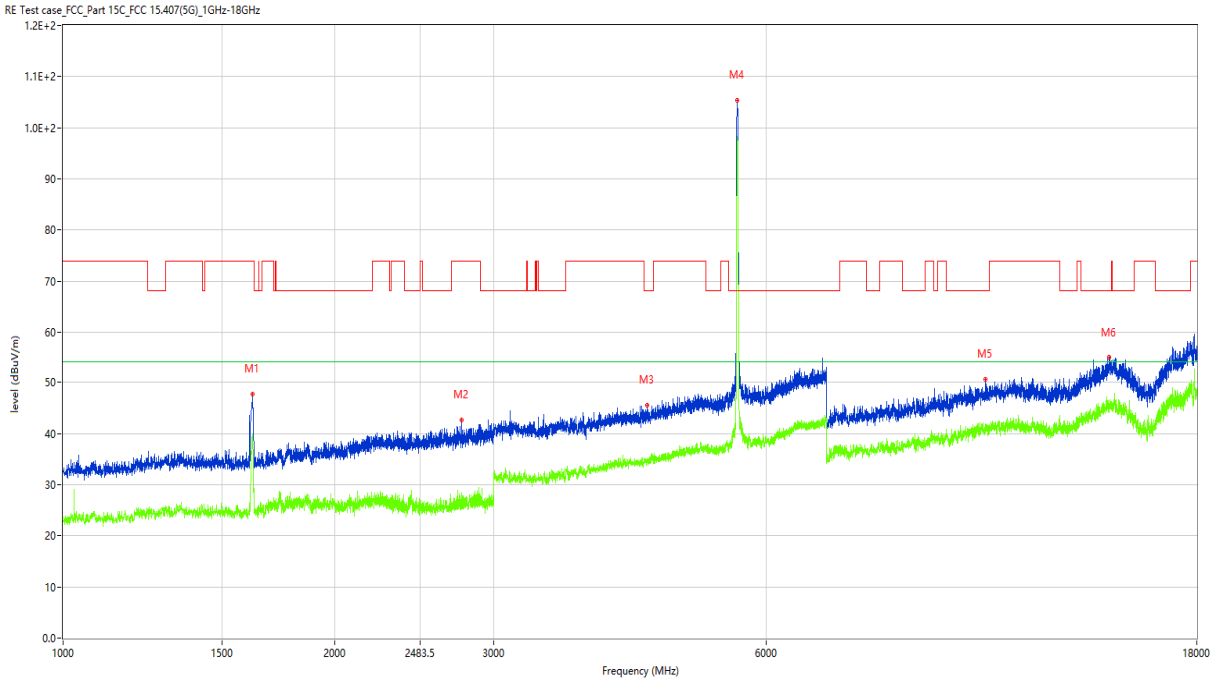

No.	Frequency (MHz)	Results (dBuV/m)	Factor (dB)	Limit (dBuV/m)	Over Limit (dB)	Detector	Table (Degree)	Height (cm)	Antenna	Verdict
1	1621.000	47.76	-16.40	74.0	-26.24	Peak	81.00	100	Vertical	Pass
1**	1621.000	39.34	-16.40	54.0	-14.66	AV	81.00	100	Vertical	Pass
2	2764.500	42.62	-10.32	74.0	-31.38	Peak	360.00	100	Vertical	Pass
2**	2764.500	26.67	-10.32	54.0	-27.33	AV	360.00	100	Vertical	Pass
3	4434.000	45.53	-3.44	68.2	-22.67	Peak	261.00	100	Vertical	Pass
3**	4434.000	34.66	-3.44	54.0	-19.34	AV	261.00	100	Vertical	Pass
4	5579.000	105.38	-1.85	68.2	37.18	Peak	176.00	100	Vertical	N/A
4**	5579.000	95.98	-1.85	54.0	41.98	AV	176.00	100	Vertical	N/A
5	10506.250	50.58	6.97	68.2	-17.62	Peak	354.00	100	Vertical	Pass
5**	10506.250	40.20	6.97	54.0	-13.80	AV	354.00	100	Vertical	Pass
6	14389.250	54.91	12.09	68.2	-13.29	Peak	226.00	100	Vertical	Pass
6**	14389.250	45.25	12.09	54.0	-8.75	AV	226.00	100	Vertical	Pass

11ac20, U-NII-2C, 1 GHz to 18 GHz, Middle Channel, ANT H

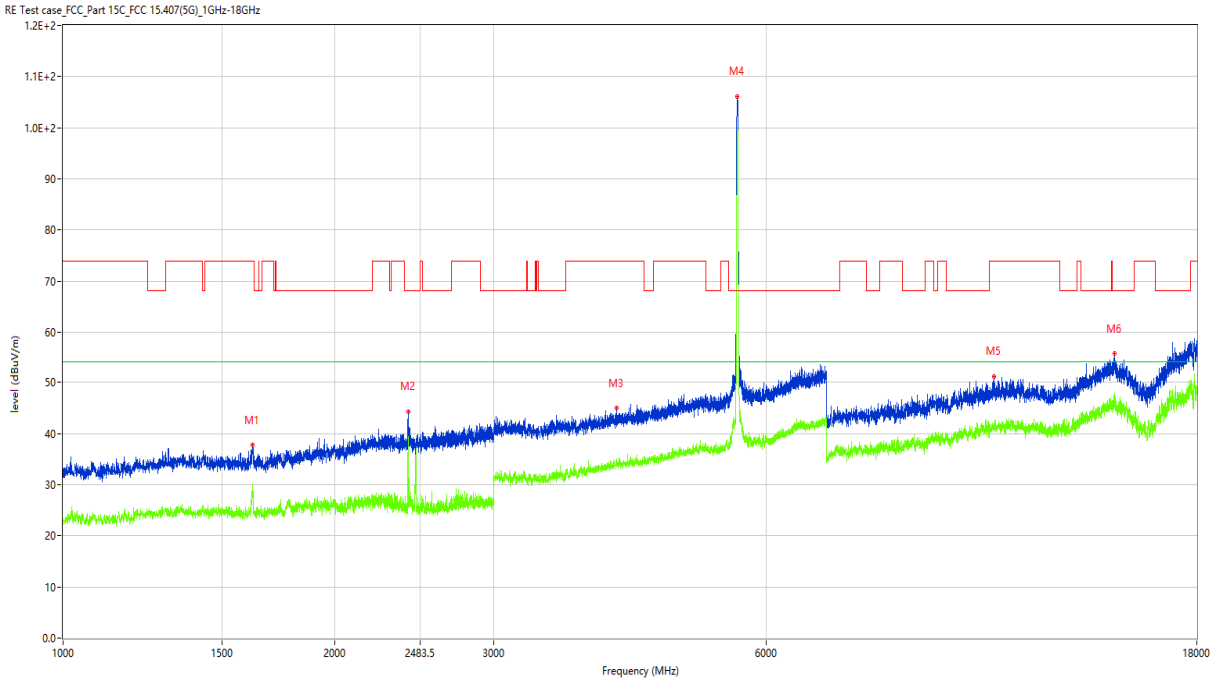

No.	Frequency (MHz)	Results (dBuV/m)	Factor (dB)	Limit (dBuV/m)	Over Limit (dB)	Detector	Table (Degree)	Height (cm)	Antenna	Verdict
1	1620.000	37.72	-16.54	74.0	-36.28	Peak	92.00	100	Horizontal	Pass
1**	1620.000	29.39	-16.54	54.0	-24.61	AV	92.00	100	Horizontal	Pass
2	2411.000	44.32	-11.83	68.2	-23.88	Peak	0.00	100	Horizontal	Pass
2**	2411.000	37.80	-11.83	54.0	-16.20	AV	0.00	100	Horizontal	Pass
3	4097.000	45.08	-4.71	74.0	-28.92	Peak	180.00	100	Horizontal	Pass
3**	4097.000	33.94	-4.71	54.0	-20.06	AV	180.00	100	Horizontal	Pass
4	5579.000	106.12	-1.85	68.2	37.92	Peak	98.00	100	Horizontal	N/A
4**	5579.000	99.11	-1.85	54.0	45.11	AV	98.00	100	Horizontal	N/A
5	10723.500	51.17	7.04	74.0	-22.83	Peak	27.00	100	Horizontal	Pass
5**	10723.500	41.47	7.04	54.0	-12.53	AV	27.00	100	Horizontal	Pass
6	14590.000	55.72	12.45	68.2	-12.48	Peak	137.00	100	Horizontal	Pass
6**	14590.000	47.69	12.45	54.0	-6.31	AV	137.00	100	Horizontal	Pass

11ac20, U-NII-2C, 1 GHz to 18 GHz, High Channel, ANT V

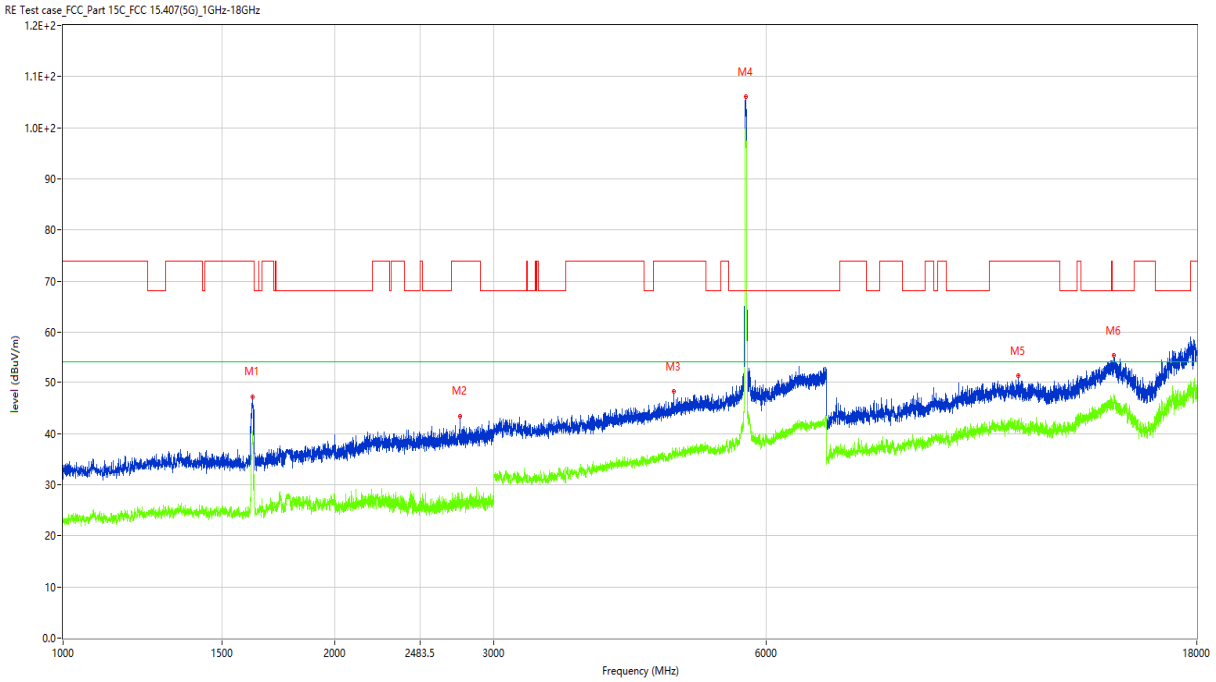

No.	Frequency (MHz)	Results (dBuV/m)	Factor (dB)	Limit (dBuV/m)	Over Limit (dB)	Detector	Table (Degree)	Height (cm)	Antenna	Verdict
1	1621.000	47.17	-16.40	74.0	-26.83	Peak	89.00	100	Vertical	Pass
1**	1621.000	40.55	-16.40	54.0	-13.45	AV	89.00	100	Vertical	Pass
2	2748.500	43.31	-9.82	74.0	-30.69	Peak	-1.00	100	Vertical	Pass
2**	2748.500	25.98	-9.82	54.0	-28.02	AV	-1.00	100	Vertical	Pass
3	4746.000	48.20	-2.69	74.0	-25.80	Peak	165.00	100	Vertical	Pass
3**	4746.000	36.00	-2.69	54.0	-18.00	AV	165.00	100	Vertical	Pass
4	5697.000	106.00	-1.52	68.2	37.80	Peak	208.00	100	Vertical	N/A
4**	5697.000	99.62	-1.52	54.0	45.62	AV	208.00	100	Vertical	N/A
5	11419.250	51.25	6.93	74.0	-22.75	Peak	0.00	100	Vertical	Pass
5**	11419.250	41.24	6.93	54.0	-12.76	AV	0.00	100	Vertical	Pass
6	14581.750	55.35	12.24	68.2	-12.85	Peak	238.00	100	Vertical	Pass
6**	14581.750	47.72	12.24	54.0	-6.28	AV	238.00	100	Vertical	Pass

11ac20, U-NII-2C, 1 GHz to 18 GHz, High Channel, ANT H

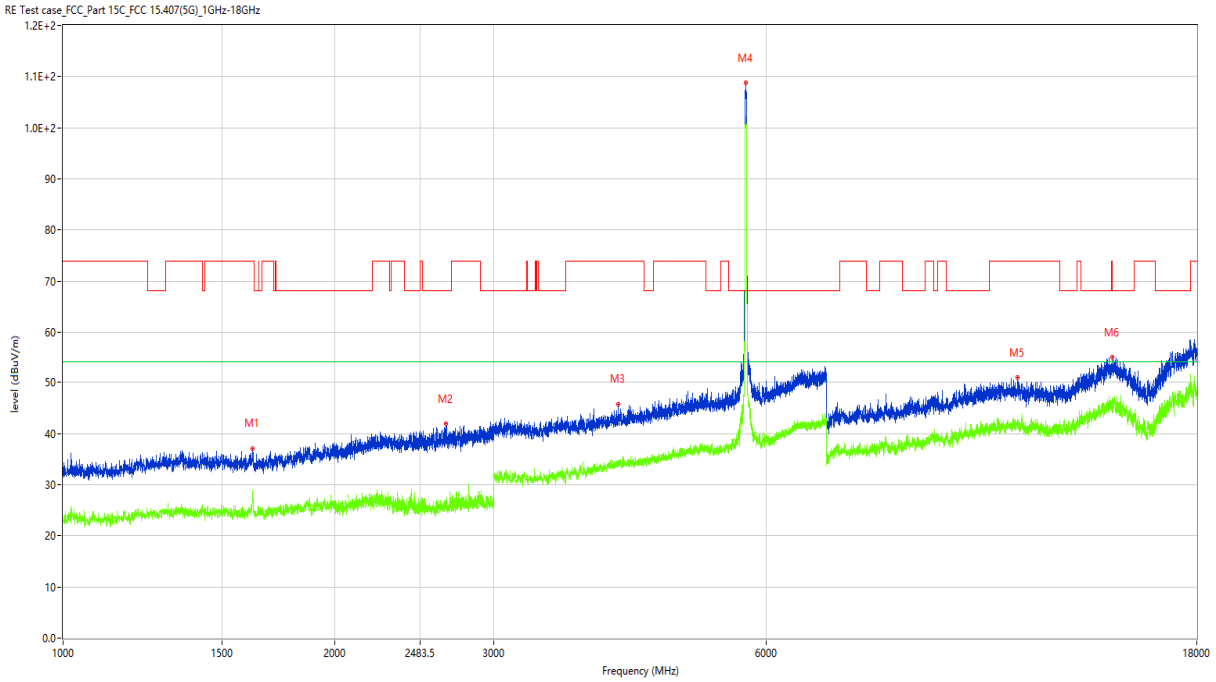

No.	Frequency (MHz)	Results (dBuV/m)	Factor (dB)	Limit (dBuV/m)	Over Limit (dB)	Detector	Table (Degree)	Height (cm)	Antenna	Verdict
1	1621.500	37.07	-16.40	74.0	-36.93	Peak	277.00	100	Horizontal	Pass
1**	1621.500	28.86	-16.40	54.0	-25.14	AV	277.00	100	Horizontal	Pass
2	2656.000	41.87	-9.90	68.2	-26.33	Peak	39.00	100	Horizontal	Pass
2**	2656.000	25.70	-9.90	54.0	-28.30	AV	39.00	100	Horizontal	Pass
3	4115.000	45.71	-4.71	74.0	-28.29	Peak	258.00	100	Horizontal	Pass
3**	4115.000	34.26	-4.71	54.0	-19.74	AV	258.00	100	Horizontal	Pass
4	5699.000	108.76	-1.11	68.2	40.56	Peak	65.00	100	Horizontal	N/A
4**	5699.000	101.61	-1.11	54.0	47.61	AV	65.00	100	Horizontal	N/A
5	11391.750	50.88	6.83	74.0	-23.12	Peak	150.00	100	Horizontal	Pass
5**	11391.750	41.04	6.83	54.0	-12.96	AV	150.00	100	Horizontal	Pass
6	14515.750	54.92	11.94	68.2	-13.28	Peak	214.00	100	Horizontal	Pass
6**	14515.750	45.51	11.94	54.0	-8.49	AV	214.00	100	Horizontal	Pass

11ac40, U-NII-2C, 1 GHz to 18 GHz, Low Channel, ANT V

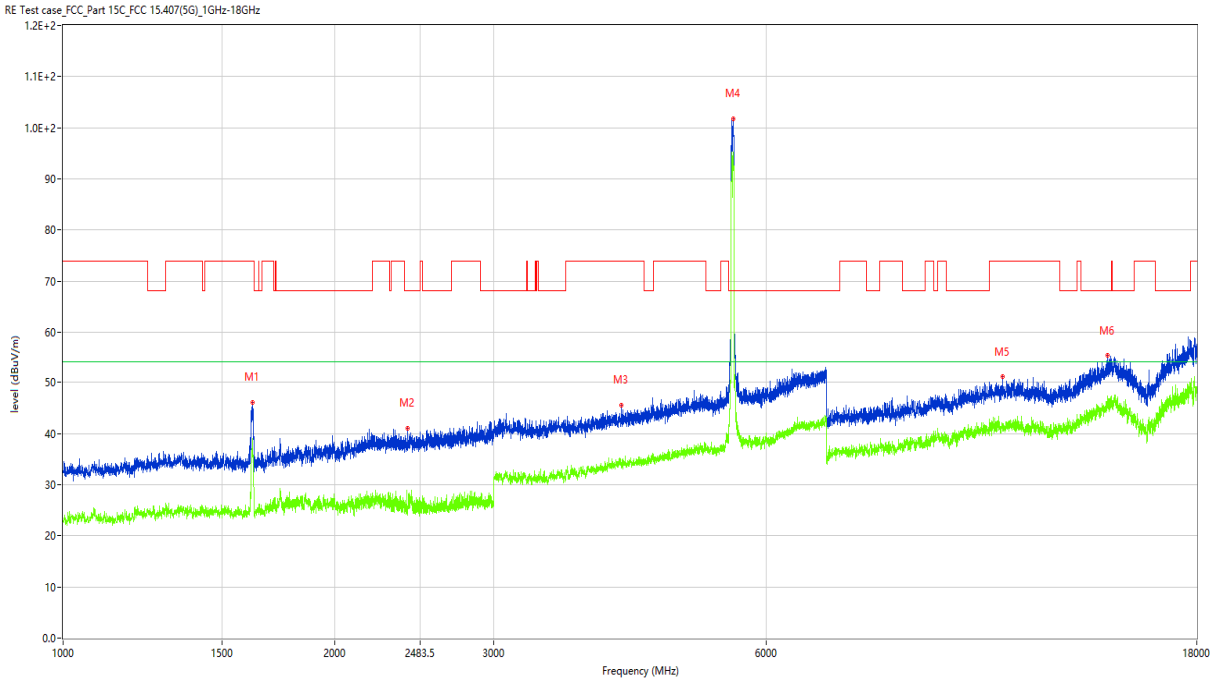

No.	Frequency (MHz)	Results (dBuV/m)	Factor (dB)	Limit (dBuV/m)	Over Limit (dB)	Detector	Table (Degree)	Height (cm)	Antenna	Verdict
1	1620.500	46.08	-16.64	74.0	-27.92	Peak	91.00	100	Vertical	Pass
1**	1620.500	39.09	-16.64	54.0	-14.91	AV	91.00	100	Vertical	Pass
2	2407.500	41.02	-11.88	68.2	-27.18	Peak	360.00	100	Vertical	Pass
2**	2407.500	24.91	-11.88	54.0	-29.09	AV	360.00	100	Vertical	Pass
3	4154.000	45.56	-4.28	74.0	-28.44	Peak	-1.00	100	Vertical	Pass
3**	4154.000	33.76	-4.28	54.0	-20.24	AV	-1.00	100	Vertical	Pass
4	5520.000	101.84	-1.07	68.2	33.64	Peak	205.00	100	Vertical	N/A
4**	5520.000	94.17	-1.07	54.0	40.17	AV	205.00	100	Vertical	N/A
5	10979.250	51.08	7.17	74.0	-22.92	Peak	225.00	100	Vertical	Pass
5**	10979.250	41.44	7.17	54.0	-12.56	AV	225.00	100	Vertical	Pass
6	14342.500	55.37	12.28	68.2	-12.83	Peak	360.00	100	Vertical	Pass
6**	14342.500	45.33	12.28	54.0	-8.67	AV	360.00	100	Vertical	Pass

11ac40, U-NII-2C, 1 GHz to 18 GHz, Low Channel, ANT H

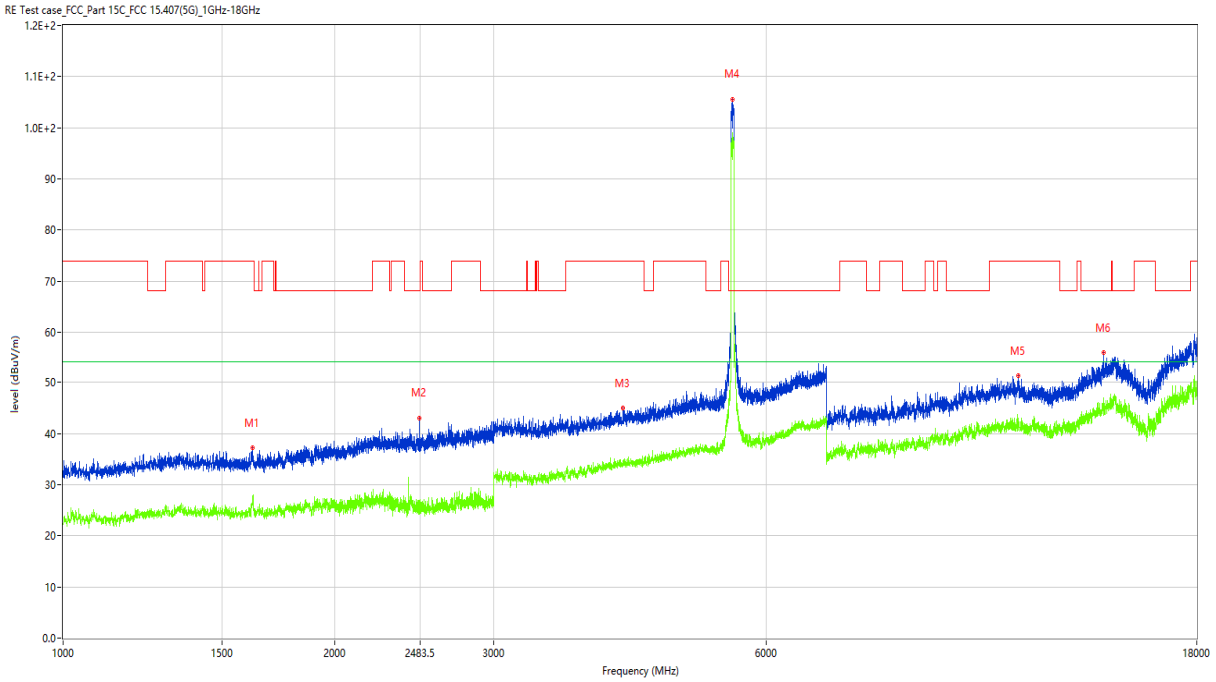

No.	Frequency (MHz)	Results (dBuV/m)	Factor (dB)	Limit (dBuV/m)	Over Limit (dB)	Detector	Table (Degree)	Height (cm)	Antenna	Verdict
1	1621.500	37.15	-16.40	74.0	-36.85	Peak	72.00	100	Horizontal	Pass
1**	1621.500	27.66	-16.40	54.0	-26.34	AV	72.00	100	Horizontal	Pass
2	2480.000	43.01	-11.65	68.2	-25.19	Peak	297.00	100	Horizontal	Pass
2**	2480.000	25.41	-11.65	54.0	-28.59	AV	297.00	100	Horizontal	Pass
3	4171.000	44.96	-3.99	74.0	-29.04	Peak	267.00	100	Horizontal	Pass
3**	4171.000	34.68	-3.99	54.0	-19.32	AV	267.00	100	Horizontal	Pass
4	5511.000	105.58	-1.29	68.2	37.38	Peak	64.00	100	Horizontal	N/A
4**	5511.000	93.88	-1.29	54.0	39.88	AV	64.00	100	Horizontal	N/A
5	11419.250	51.26	6.93	74.0	-22.74	Peak	92.00	100	Horizontal	Pass
5**	11419.250	42.55	6.93	54.0	-11.45	AV	92.00	100	Horizontal	Pass
6	14180.250	55.91	10.79	68.2	-12.29	Peak	183.00	100	Horizontal	Pass
6**	14180.250	45.29	10.79	54.0	-8.71	AV	183.00	100	Horizontal	Pass

11ac40, U-NII-2C, 1 GHz to 18 GHz, High Channel, ANT V

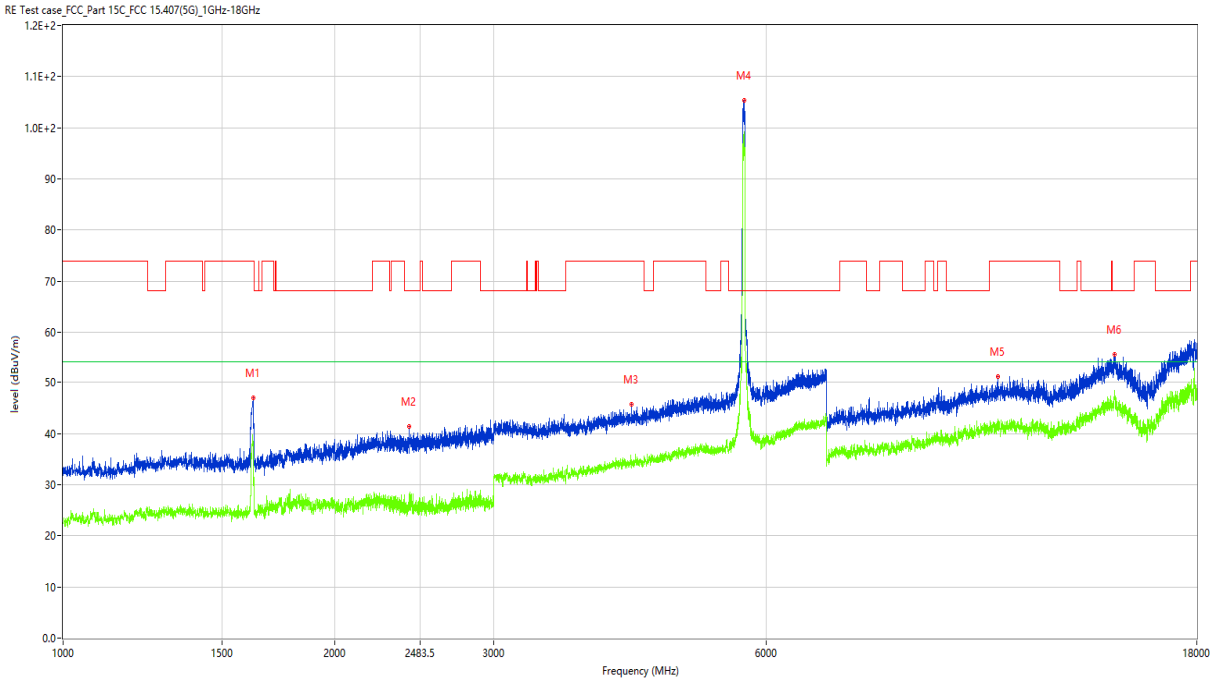

No.	Frequency (MHz)	Results (dBuV/m)	Factor (dB)	Limit (dBuV/m)	Over Limit (dB)	Detector	Table (Degree)	Height (cm)	Antenna	Verdict
1	1623.000	46.92	-16.42	74.0	-27.08	Peak	88.00	100	Vertical	Pass
1**	1623.000	37.88	-16.42	54.0	-16.12	AV	88.00	100	Vertical	Pass
2	2415.500	41.35	-11.52	68.2	-26.85	Peak	88.00	100	Vertical	Pass
2**	2415.500	26.42	-11.52	54.0	-27.58	AV	88.00	100	Vertical	Pass
3	4259.000	45.65	-3.62	74.0	-28.35	Peak	111.00	100	Vertical	Pass
3**	4259.000	34.36	-3.62	54.0	-19.64	AV	111.00	100	Vertical	Pass
4	5674.000	105.29	-1.27	68.2	37.09	Peak	180.00	100	Vertical	N/A
4**	5674.000	98.82	-1.27	54.0	44.82	AV	180.00	100	Vertical	N/A
5	10847.250	51.10	7.37	74.0	-22.90	Peak	64.00	100	Vertical	Pass
5**	10847.250	42.78	7.37	54.0	-11.22	AV	64.00	100	Vertical	Pass
6	14598.250	55.54	12.46	68.2	-12.66	Peak	133.00	100	Vertical	Pass
6**	14598.250	46.61	12.46	54.0	-7.39	AV	133.00	100	Vertical	Pass

11ac40, U-NII-2C, 1 GHz to 18 GHz, High Channel, ANT H

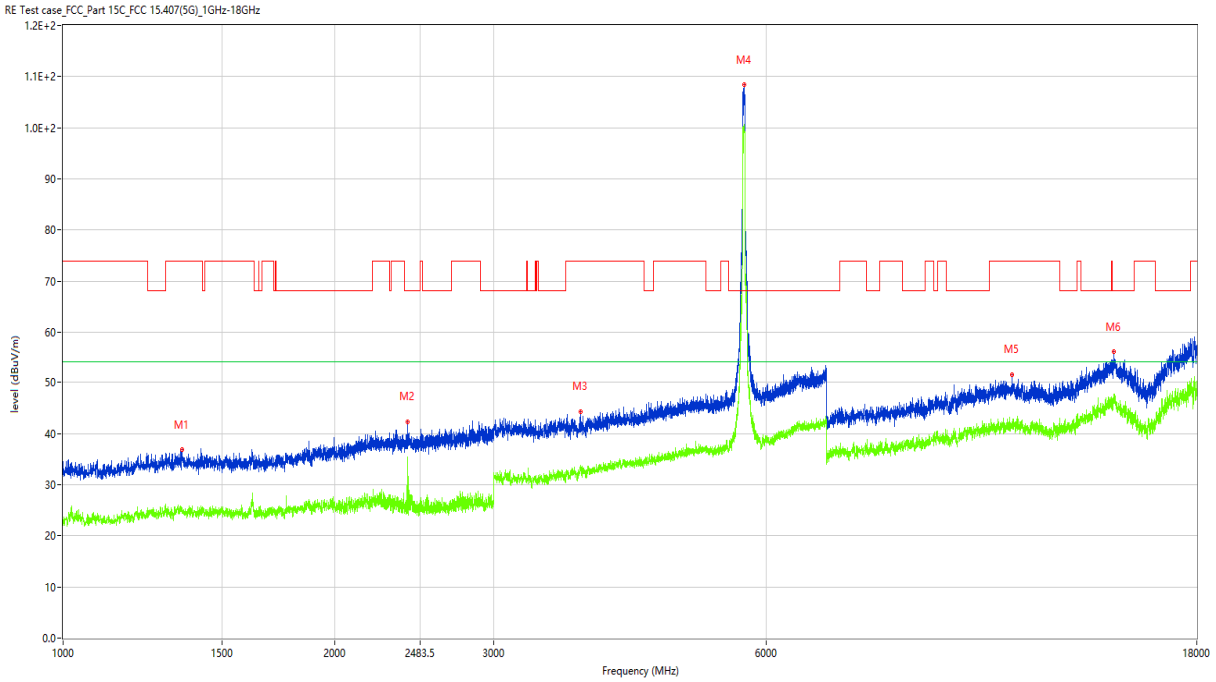

No.	Frequency (MHz)	Results (dBuV/m)	Factor (dB)	Limit (dBuV/m)	Over Limit (dB)	Detector	Table (Degree)	Height (cm)	Antenna	Verdict
1	1355.000	36.82	-15.58	74.0	-37.18	Peak	138.00	100	Horizontal	Pass
1**	1355.000	24.88	-15.58	54.0	-29.12	AV	138.00	100	Horizontal	Pass
2	2406.000	42.33	-12.16	68.2	-25.87	Peak	138.00	100	Horizontal	Pass
2**	2406.000	24.46	-12.16	54.0	-29.54	AV	138.00	100	Horizontal	Pass
3	3742.000	44.27	-5.07	74.0	-29.73	Peak	225.00	100	Horizontal	Pass
3**	3742.000	33.18	-5.07	54.0	-20.82	AV	225.00	100	Horizontal	Pass
4	5674.000	108.36	-1.27	68.2	40.16	Peak	62.00	100	Horizontal	N/A
4**	5674.000	100.61	-1.27	54.0	46.61	AV	62.00	100	Horizontal	N/A
5	11240.500	51.48	6.88	74.0	-22.52	Peak	301.00	100	Horizontal	Pass
5**	11240.500	42.25	6.88	54.0	-11.75	AV	301.00	100	Horizontal	Pass
6	14579.000	56.07	12.16	68.2	-12.13	Peak	67.00	100	Horizontal	Pass
6**	14579.000	46.70	12.16	54.0	-7.30	AV	67.00	100	Horizontal	Pass

11ac80, U-NII-2C, 1 GHz to 18 GHz, Low Channel, ANT V

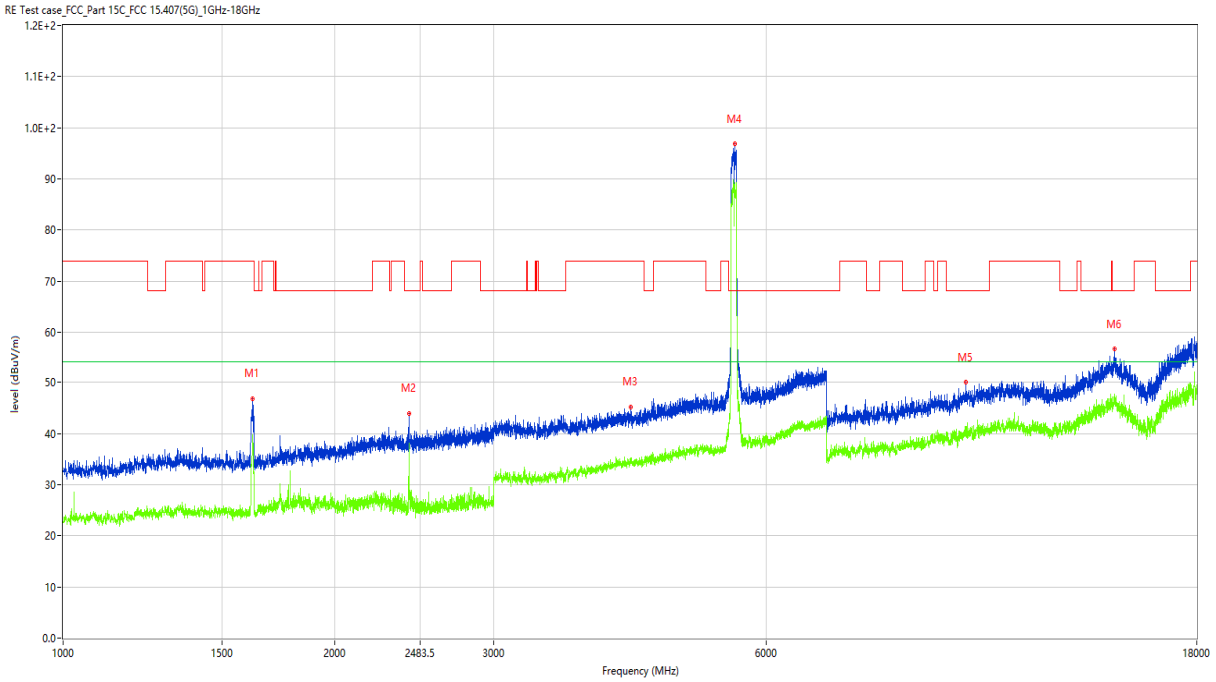

No.	Frequency (MHz)	Results (dBuV/m)	Factor (dB)	Limit (dBuV/m)	Over Limit (dB)	Detector	Table (Degree)	Height (cm)	Antenna	Verdict
1	1621.000	46.83	-16.40	74.0	-27.17	Peak	93.00	100	Vertical	Pass
1**	1621.000	39.25	-16.40	54.0	-14.75	AV	93.00	100	Vertical	Pass
2	2414.000	43.99	-11.53	68.2	-24.21	Peak	360.00	100	Vertical	Pass
2**	2414.000	37.58	-11.53	54.0	-16.42	AV	360.00	100	Vertical	Pass
3	4249.000	45.24	-3.72	74.0	-28.76	Peak	245.00	100	Vertical	Pass
3**	4249.000	34.37	-3.72	54.0	-19.63	AV	245.00	100	Vertical	Pass
4	5543.000	96.82	-1.87	68.2	28.62	Peak	173.00	100	Vertical	N/A
4**	5543.000	88.69	-1.87	54.0	34.69	AV	173.00	100	Vertical	N/A
5	9997.500	49.98	6.38	68.2	-18.22	Peak	361.00	100	Vertical	Pass
5**	9997.500	40.28	6.38	54.0	-13.72	AV	361.00	100	Vertical	Pass
6	14609.250	56.62	12.25	68.2	-11.58	Peak	306.00	100	Vertical	Pass
6**	14609.250	46.44	12.25	54.0	-7.56	AV	306.00	100	Vertical	Pass

11ac80, U-NII-2C, 1 GHz to 18 GHz, Low Channel, ANT H

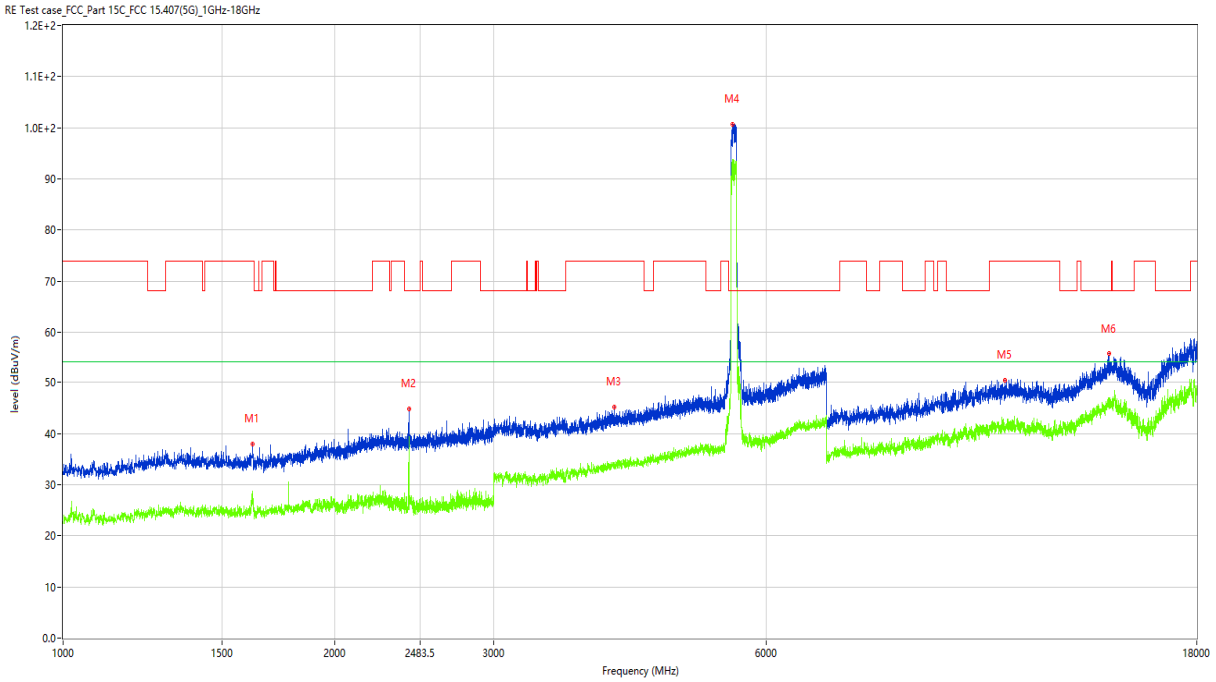

No.	Frequency (MHz)	Results (dBuV/m)	Factor (dB)	Limit (dBuV/m)	Over Limit (dB)	Detector	Table (Degree)	Height (cm)	Antenna	Verdict
1	1620.500	37.97	-16.64	74.0	-36.03	Peak	89.00	100	Horizontal	Pass
1**	1620.500	28.00	-16.64	54.0	-26.00	AV	89.00	100	Horizontal	Pass
2	2415.000	44.82	-11.56	68.2	-23.38	Peak	58.00	100	Horizontal	Pass
2**	2415.000	26.25	-11.56	54.0	-27.75	AV	58.00	100	Horizontal	Pass
3	4074.000	45.11	-4.45	74.0	-28.89	Peak	231.00	100	Horizontal	Pass
3**	4074.000	33.70	-4.45	54.0	-20.30	AV	231.00	100	Horizontal	Pass
4	5508.000	100.65	-1.44	68.2	32.45	Peak	67.00	100	Horizontal	N/A
4**	5508.000	93.10	-1.44	54.0	39.10	AV	67.00	100	Horizontal	N/A
5	11047.999	50.46	7.12	74.0	-23.54	Peak	-1.00	100	Horizontal	Pass
5**	11047.999	41.16	7.12	54.0	-12.84	AV	-1.00	100	Horizontal	Pass
6	14400.250	55.73	11.78	68.2	-12.47	Peak	0.00	100	Horizontal	Pass
6**	14400.250	45.71	11.78	54.0	-8.29	AV	0.00	100	Horizontal	Pass

11a, U-NII-3, 1 GHz to 18 GHz, Low Channel, ANT V

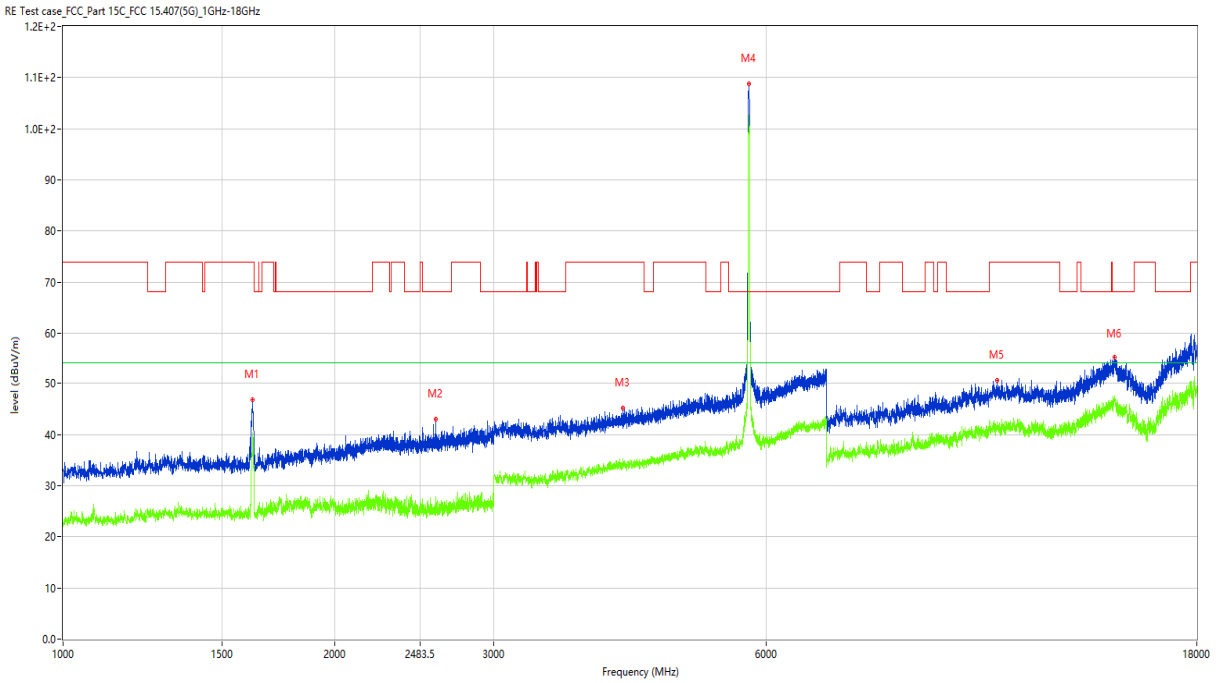

No.	Frequency (MHz)	Results (dBuV/m)	Factor (dB)	Limit (dBuV/m)	Over Limit (dB)	Detector	Table (Degree)	Height (cm)	Antenna	Verdict
1	1622.000	46.89	-16.38	74.0	-27.11	Peak	93.00	100	Vertical	Pass
1**	1622.000	38.58	-16.38	54.0	-15.42	AV	93.00	100	Vertical	Pass
2	2587.000	43.01	-11.13	68.2	-25.19	Peak	45.00	100	Vertical	Pass
2**	2587.000	25.51	-11.13	54.0	-28.49	AV	45.00	100	Vertical	Pass
3	4165.000	45.19	-4.20	74.0	-28.81	Peak	360.00	100	Vertical	Pass
3**	4165.000	33.60	-4.20	54.0	-20.40	AV	360.00	100	Vertical	Pass
4	5750.000	108.84	-0.65	68.2	40.64	Peak	214.00	100	Vertical	N/A
4**	5750.000	99.99	-0.65	54.0	45.99	AV	214.00	100	Vertical	N/A
5	10811.500	50.63	7.16	74.0	-23.37	Peak	169.00	100	Vertical	Pass
5**	10811.500	41.80	7.16	54.0	-12.20	AV	169.00	100	Vertical	Pass
6	14606.500	55.04	12.32	68.2	-13.16	Peak	95.00	100	Vertical	Pass
6**	14606.500	47.58	12.32	54.0	-6.42	AV	95.00	100	Vertical	Pass

11a, U-NII-3, 1 GHz to 18 GHz, Low Channel, ANT H

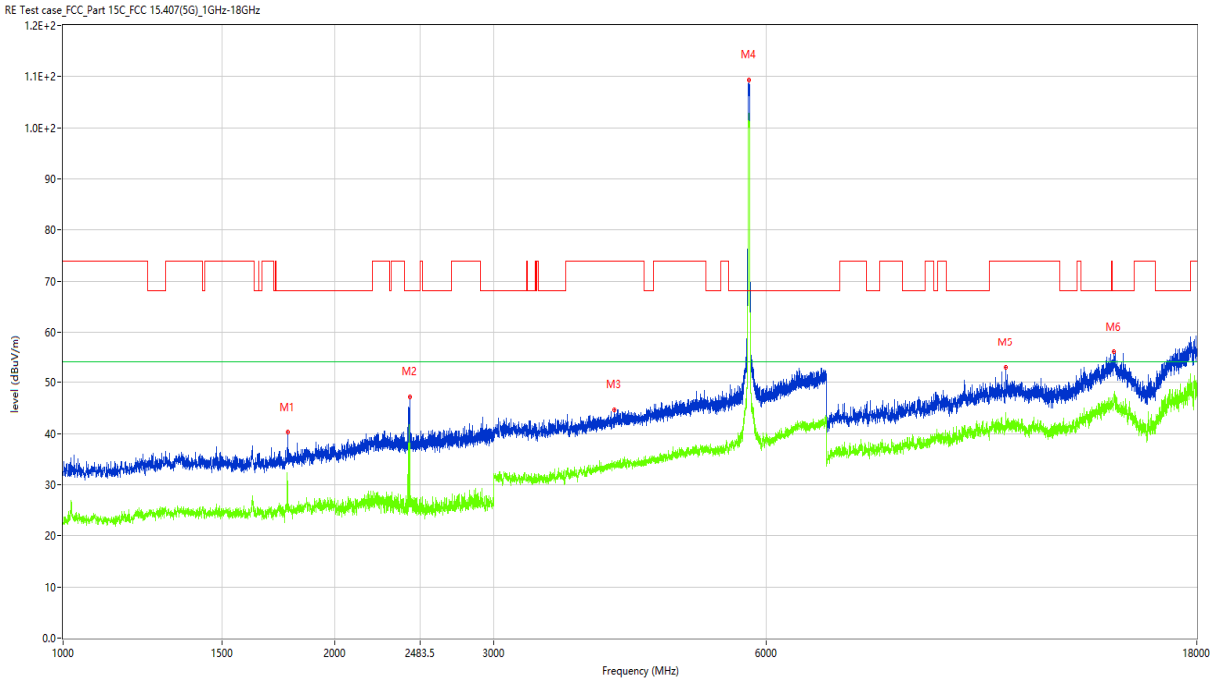

No.	Frequency (MHz)	Results (dBuV/m)	Factor (dB)	Limit (dBuV/m)	Over Limit (dB)	Detector	Table (Degree)	Height (cm)	Antenna	Verdict
1	1772.500	40.34	-15.56	68.2	-27.86	Peak	361.00	100	Horizontal	Pass
1**	1772.500	30.69	-15.56	54.0	-23.31	AV	361.00	100	Horizontal	Pass
2	2420.500	47.18	-11.99	68.2	-21.02	Peak	334.00	100	Horizontal	Pass
2**	2420.500	33.25	-11.99	54.0	-20.75	AV	334.00	100	Horizontal	Pass
3	4073.000	44.71	-4.56	74.0	-29.29	Peak	25.00	100	Horizontal	Pass
3**	4073.000	33.99	-4.56	54.0	-20.01	AV	25.00	100	Horizontal	Pass
4	5749.000	109.37	-0.72	68.2	41.17	Peak	122.00	100	Horizontal	N/A
4**	5749.000	102.03	-0.72	54.0	48.03	AV	122.00	100	Horizontal	N/A
5	11064.500	52.97	6.99	74.0	-21.03	Peak	360.00	100	Horizontal	Pass
5**	11064.500	42.30	6.99	54.0	-11.70	AV	360.00	100	Horizontal	Pass
6	14573.500	56.00	11.96	68.2	-12.20	Peak	216.00	100	Horizontal	Pass
6**	14573.500	47.27	11.96	54.0	-6.73	AV	216.00	100	Horizontal	Pass

11a, U-NII-3, 1 GHz to 18 GHz, Middle Channel, ANT V

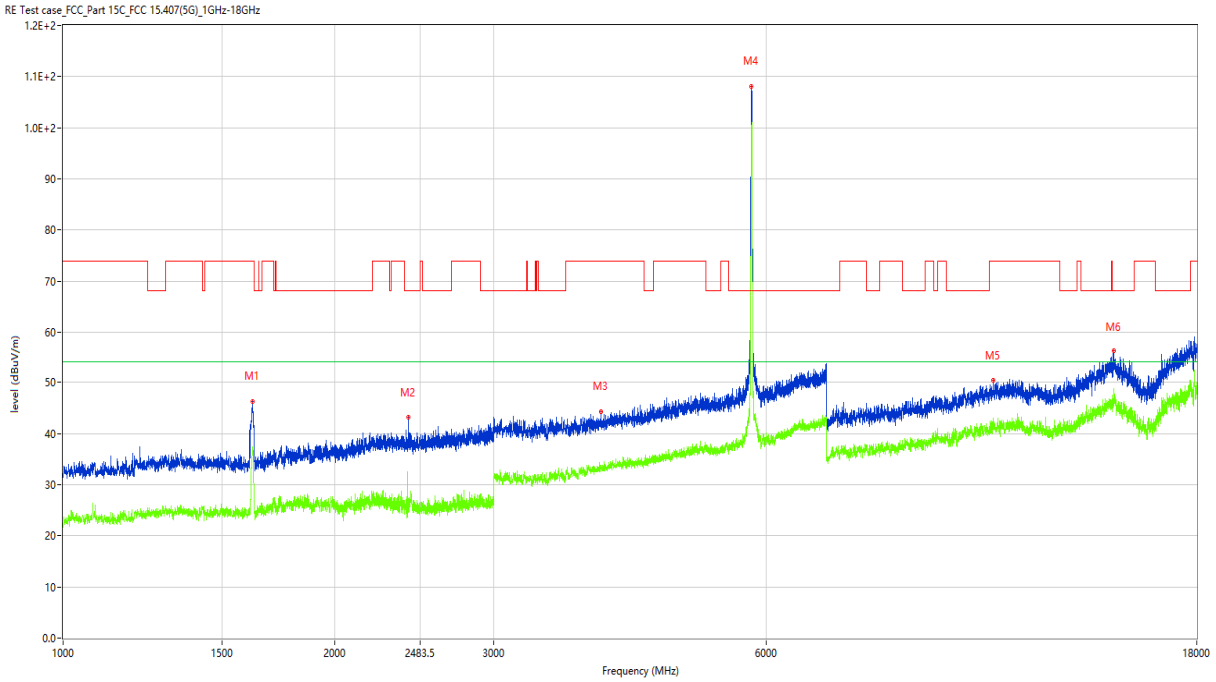

No.	Frequency (MHz)	Results (dBuV/m)	Factor (dB)	Limit (dBuV/m)	Over Limit (dB)	Detector	Table (Degree)	Height (cm)	Antenna	Verdict
1	1621.500	46.35	-16.40	74.0	-27.65	Peak	96.00	100	Vertical	Pass
1**	1621.500	37.47	-16.40	54.0	-16.53	AV	96.00	100	Vertical	Pass
2	2412.000	43.13	-11.66	68.2	-25.07	Peak	267.00	100	Vertical	Pass
2**	2412.000	25.25	-11.66	54.0	-28.75	AV	267.00	100	Vertical	Pass
3	3942.000	44.36	-4.35	74.0	-29.64	Peak	68.00	100	Vertical	Pass
3**	3942.000	33.23	-4.35	54.0	-20.77	AV	68.00	100	Vertical	Pass
4	5780.000	108.16	-1.18	68.2	39.96	Peak	166.00	100	Vertical	N/A
4**	5780.000	98.50	-1.18	54.0	44.50	AV	166.00	100	Vertical	N/A
5	10715.250	50.34	6.96	74.0	-23.66	Peak	360.00	100	Vertical	Pass
5**	10715.250	41.70	6.96	54.0	-12.30	AV	360.00	100	Vertical	Pass
6	14567.999	56.12	11.77	68.2	-12.08	Peak	195.00	100	Vertical	Pass
6**	14567.999	45.90	11.77	54.0	-8.10	AV	195.00	100	Vertical	Pass

11a, U-NII-3, 1 GHz to 18 GHz, Middle Channel, ANT H

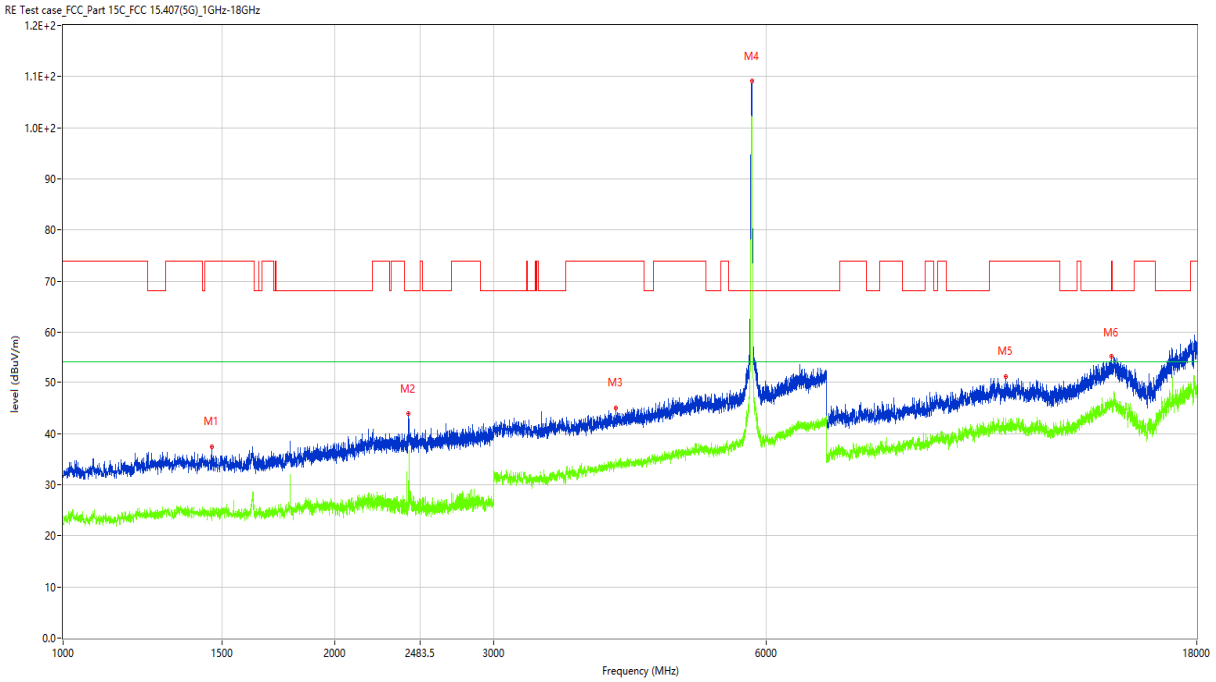

No.	Frequency (MHz)	Results (dBuV/m)	Factor (dB)	Limit (dBuV/m)	Over Limit (dB)	Detector	Table (Degree)	Height (cm)	Antenna	Verdict
1	1460.000	37.48	-16.31	74.0	-36.52	Peak	213.00	100	Horizontal	Pass
1**	1460.000	23.37	-16.31	54.0	-30.63	AV	213.00	100	Horizontal	Pass
2	2412.500	43.86	-11.53	68.2	-24.34	Peak	-1.00	100	Horizontal	Pass
2**	2412.500	30.80	-11.53	54.0	-23.20	AV	-1.00	100	Horizontal	Pass
3	4091.000	45.06	-4.48	74.0	-28.94	Peak	74.00	100	Horizontal	Pass
3**	4091.000	35.00	-4.48	54.0	-19.00	AV	74.00	100	Horizontal	Pass
4	5788.000	109.09	-1.20	68.2	40.89	Peak	123.00	100	Horizontal	N/A
4**	5788.000	100.21	-1.20	54.0	46.21	AV	123.00	100	Horizontal	N/A
5	11067.250	51.22	7.05	74.0	-22.78	Peak	112.00	100	Horizontal	Pass
5**	11067.250	41.38	7.05	54.0	-12.62	AV	112.00	100	Horizontal	Pass
6	14491.000	55.06	12.23	74.0	-18.94	Peak	87.00	100	Horizontal	Pass
6**	14491.000	46.06	12.23	54.0	-7.94	AV	87.00	100	Horizontal	Pass

11a, U-NII-3, 1 GHz to 18 GHz, High Channel, ANT V

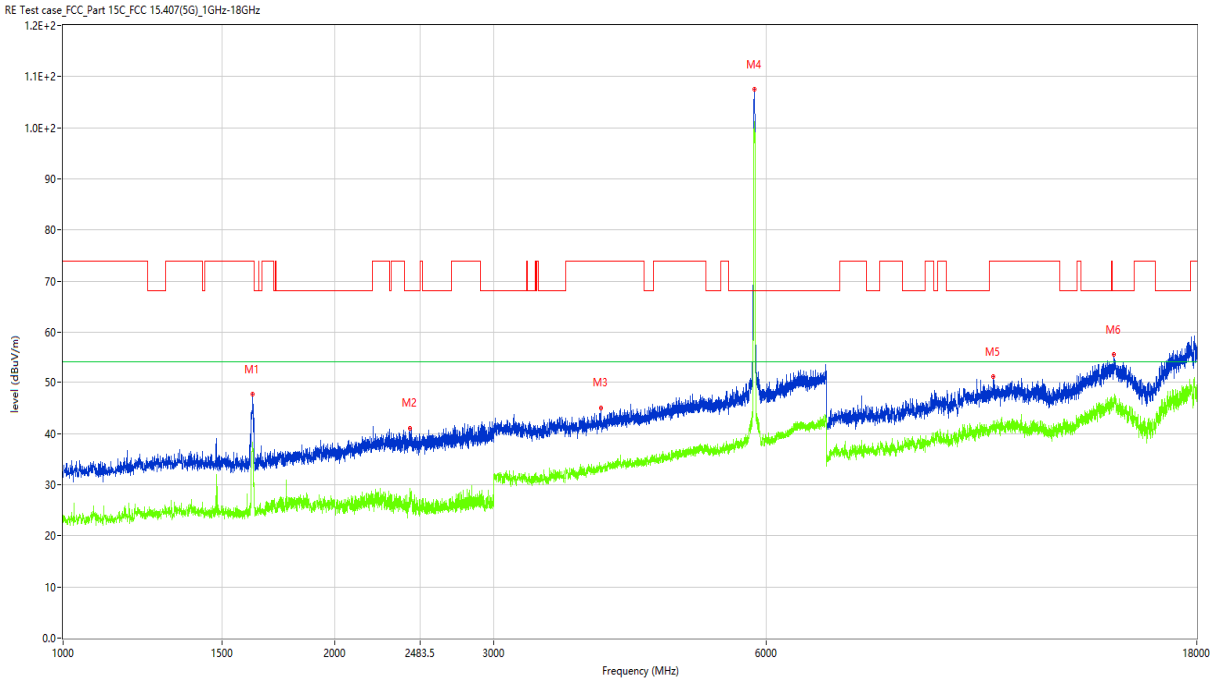

No.	Frequency (MHz)	Results (dBuV/m)	Factor (dB)	Limit (dBuV/m)	Over Limit (dB)	Detector	Table (Degree)	Height (cm)	Antenna	Verdict
1	1621.500	47.68	-16.40	74.0	-26.32	Peak	79.00	100	Vertical	Pass
1**	1621.500	36.97	-16.40	54.0	-17.03	AV	79.00	100	Vertical	Pass
2	2421.500	41.04	-12.21	68.2	-27.16	Peak	54.00	100	Vertical	Pass
2**	2421.500	26.95	-12.21	54.0	-27.05	AV	54.00	100	Vertical	Pass
3	3938.000	44.98	-4.24	74.0	-29.02	Peak	249.00	100	Vertical	Pass
3**	3938.000	33.11	-4.24	54.0	-20.89	AV	249.00	100	Vertical	Pass
4	5827.000	107.48	-0.80	68.2	39.28	Peak	224.00	100	Vertical	N/A
4**	5827.000	99.98	-0.80	54.0	45.98	AV	224.00	100	Vertical	N/A
5	10718.000	51.09	7.02	74.0	-22.91	Peak	110.00	100	Vertical	Pass
5**	10718.000	42.54	7.02	54.0	-11.46	AV	110.00	100	Vertical	Pass
6	14557.000	55.56	11.48	68.2	-12.64	Peak	-1.00	100	Vertical	Pass
6**	14557.000	45.59	11.48	54.0	-8.41	AV	-1.00	100	Vertical	Pass

11a, U-NII-3, 1 GHz to 18 GHz, High Channel, ANT H

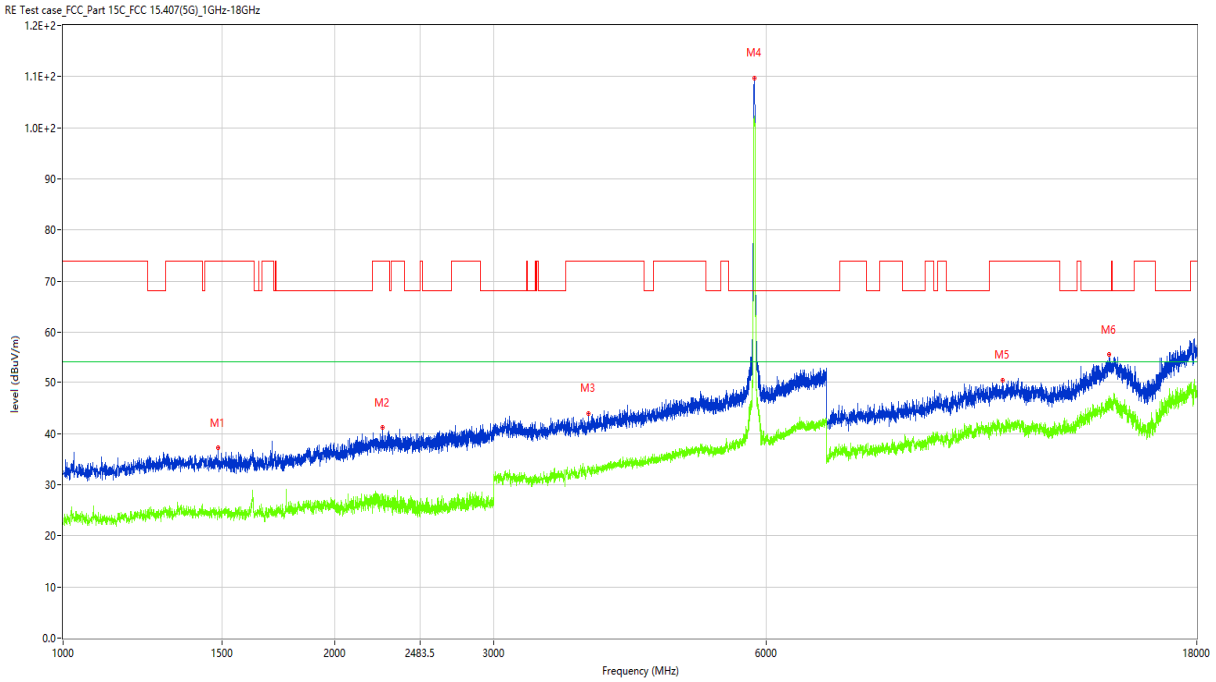

No.	Frequency (MHz)	Results (dBuV/m)	Factor (dB)	Limit (dBuV/m)	Over Limit (dB)	Detector	Table (Degree)	Height (cm)	Antenna	Verdict
1	1484.000	37.17	-16.24	74.0	-36.83	Peak	221.00	100	Horizontal	Pass
1**	1484.000	24.37	-16.24	54.0	-29.63	AV	221.00	100	Horizontal	Pass
2	2257.500	41.16	-11.89	74.0	-32.84	Peak	97.00	100	Horizontal	Pass
2**	2257.500	27.14	-11.89	54.0	-26.86	AV	97.00	100	Horizontal	Pass
3	3815.000	43.94	-5.06	74.0	-30.06	Peak	138.00	100	Horizontal	Pass
3**	3815.000	32.87	-5.06	54.0	-21.13	AV	138.00	100	Horizontal	Pass
4	5829.000	109.78	-0.93	68.2	41.58	Peak	63.00	100	Horizontal	N/A
4**	5829.000	101.31	-0.93	54.0	47.31	AV	63.00	100	Horizontal	N/A
5	10976.500	50.42	7.14	74.0	-23.58	Peak	361.00	100	Horizontal	Pass
5**	10976.500	41.68	7.14	54.0	-12.32	AV	361.00	100	Horizontal	Pass
6	14400.250	55.47	11.78	68.2	-12.73	Peak	199.00	100	Horizontal	Pass
6**	14400.250	45.21	11.78	54.0	-8.79	AV	199.00	100	Horizontal	Pass

11n20, U-NII-3, 1 GHz to 18 GHz, Low Channel, ANT V

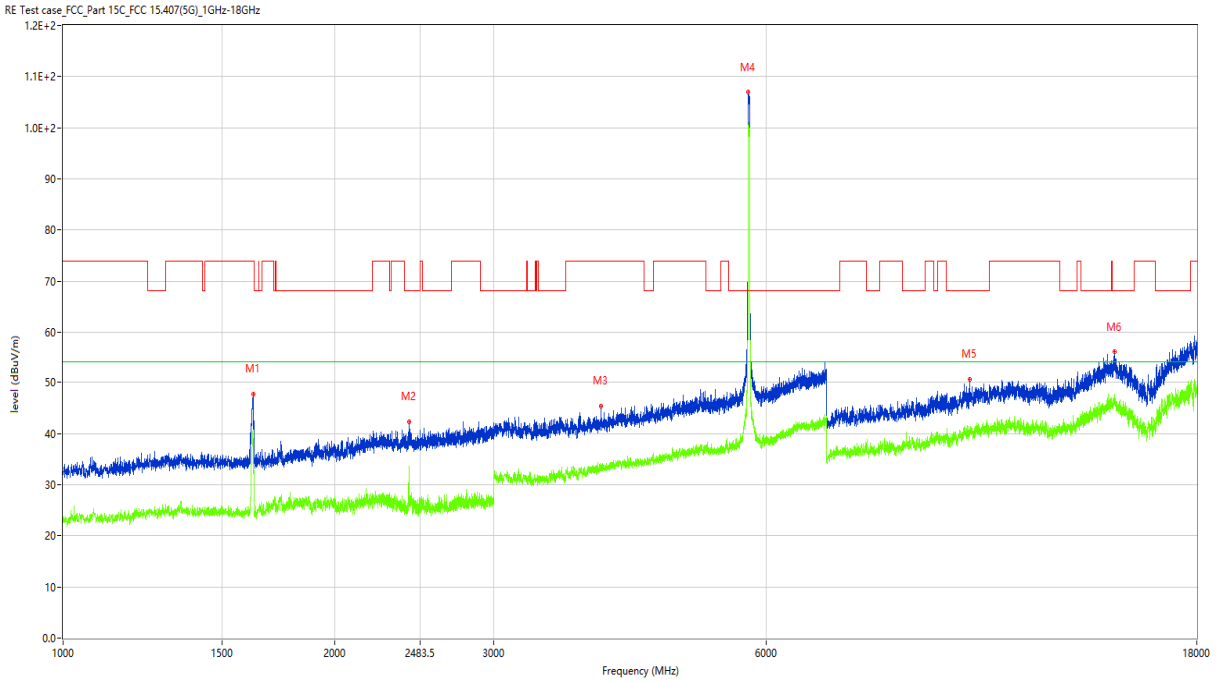

No.	Frequency (MHz)	Results (dBuV/m)	Factor (dB)	Limit (dBuV/m)	Over Limit (dB)	Detector	Table (Degree)	Height (cm)	Antenna	Verdict
1	1623.000	47.80	-16.42	74.0	-26.20	Peak	94.00	100	Vertical	Pass
1**	1623.000	38.98	-16.42	54.0	-15.02	AV	94.00	100	Vertical	Pass
2	2417.500	42.34	-11.84	68.2	-25.86	Peak	226.00	100	Vertical	Pass
2**	2417.500	33.61	-11.84	54.0	-20.39	AV	226.00	100	Vertical	Pass
3	3940.000	45.45	-4.36	74.0	-28.55	Peak	32.00	100	Vertical	Pass
3**	3940.000	32.99	-4.36	54.0	-21.01	AV	32.00	100	Vertical	Pass
4	5740.000	106.93	-1.91	68.2	38.73	Peak	210.00	100	Vertical	N/A
4**	5740.000	100.50	-1.91	54.0	46.50	AV	210.00	100	Vertical	N/A
5	10080.000	50.62	6.50	68.2	-17.58	Peak	355.00	100	Vertical	Pass
5**	10080.000	40.44	6.50	54.0	-13.56	AV	355.00	100	Vertical	Pass
6	14587.250	56.05	12.38	68.2	-12.15	Peak	360.00	100	Vertical	Pass
6**	14587.250	47.39	12.38	54.0	-6.61	AV	360.00	100	Vertical	Pass

11n20, U-NII-3, 1 GHz to 18 GHz, Low Channel, ANT H

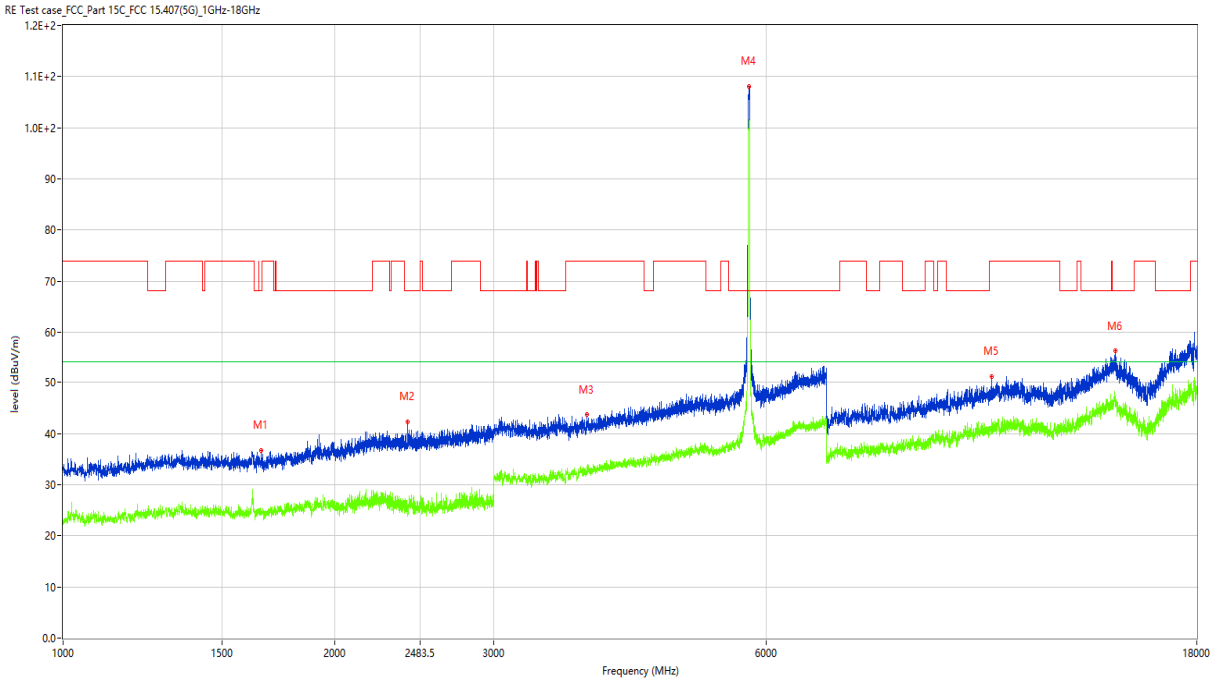

No.	Frequency (MHz)	Results (dBuV/m)	Factor (dB)	Limit (dBuV/m)	Over Limit (dB)	Detector	Table (Degree)	Height (cm)	Antenna	Verdict
1	1658.000	36.72	-16.68	68.2	-31.48	Peak	298.00	100	Horizontal	Pass
1**	1658.000	24.37	-16.68	54.0	-29.63	AV	298.00	100	Horizontal	Pass
2	2407.000	42.36	-11.90	68.2	-25.84	Peak	29.00	100	Horizontal	Pass
2**	2407.000	24.32	-11.90	54.0	-29.68	AV	29.00	100	Horizontal	Pass
3	3798.000	43.70	-5.66	74.0	-30.30	Peak	361.00	100	Horizontal	Pass
3**	3798.000	32.64	-5.66	54.0	-21.36	AV	361.00	100	Horizontal	Pass
4	5752.000	108.08	-0.73	68.2	39.88	Peak	126.00	100	Horizontal	N/A
4**	5752.000	101.05	-0.73	54.0	47.05	AV	126.00	100	Horizontal	N/A
5	10674.000	51.23	6.72	74.0	-22.77	Peak	233.00	100	Horizontal	Pass
5**	10674.000	40.56	6.72	54.0	-13.44	AV	233.00	100	Horizontal	Pass
6	14636.750	56.20	12.01	68.2	-12.00	Peak	284.00	100	Horizontal	Pass
6**	14636.750	46.63	12.01	54.0	-7.37	AV	284.00	100	Horizontal	Pass

11n20, U-NII-3, 1 GHz to 18 GHz, Middle Channel, ANT V

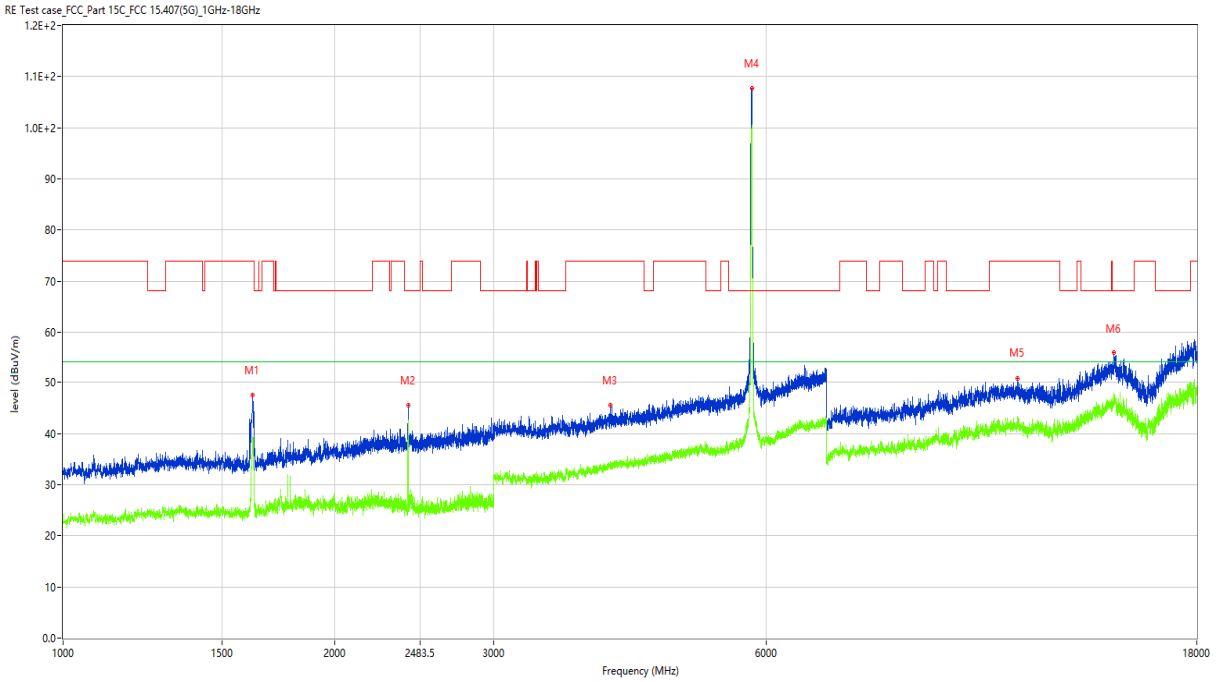

No.	Frequency (MHz)	Results (dBuV/m)	Factor (dB)	Limit (dBuV/m)	Over Limit (dB)	Detector	Table (Degree)	Height (cm)	Antenna	Verdict
1	1621.500	47.49	-16.40	74.0	-26.51	Peak	75.00	100	Vertical	Pass
1**	1621.500	38.44	-16.40	54.0	-15.56	AV	75.00	100	Vertical	Pass
2	2410.500	45.48	-11.83	68.2	-22.72	Peak	154.00	100	Vertical	Pass
2**	2410.500	41.41	-11.83	54.0	-12.59	AV	154.00	100	Vertical	Pass
3	4039.000	45.49	-3.54	74.0	-28.51	Peak	154.00	100	Vertical	Pass
3**	4039.000	33.65	-3.54	54.0	-20.35	AV	154.00	100	Vertical	Pass
4	5787.000	107.62	-1.21	68.2	39.42	Peak	206.00	100	Vertical	N/A
4**	5787.000	100.57	-1.21	54.0	46.57	AV	206.00	100	Vertical	N/A
5	11402.750	50.83	7.15	74.0	-23.17	Peak	152.00	100	Vertical	Pass
5**	11402.750	43.30	7.15	54.0	-10.70	AV	152.00	100	Vertical	Pass
6	14567.999	55.77	11.77	68.2	-12.43	Peak	47.00	100	Vertical	Pass
6**	14567.999	45.46	11.77	54.0	-8.54	AV	47.00	100	Vertical	Pass

11n20, U-NII-3, 1 GHz to 18 GHz, Middle Channel, ANT H

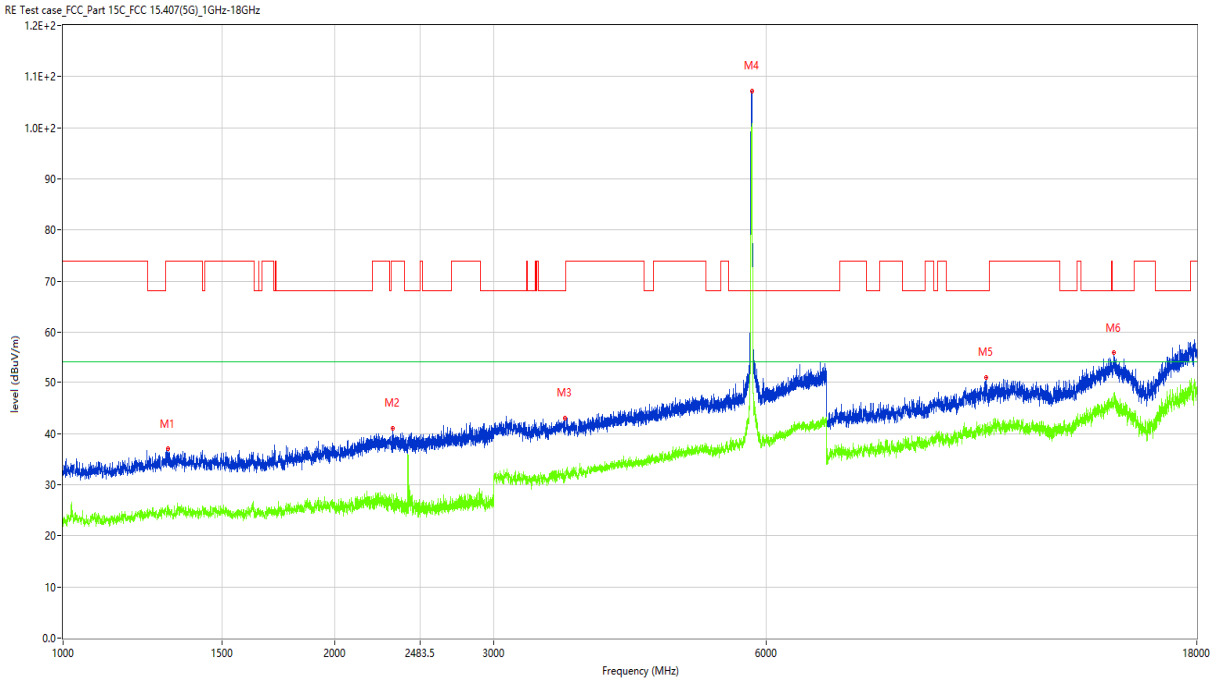

No.	Frequency (MHz)	Results (dBuV/m)	Factor (dB)	Limit (dBuV/m)	Over Limit (dB)	Detector	Table (Degree)	Height (cm)	Antenna	Verdict
1	1306.500	37.02	-15.61	74.0	-36.98	Peak	256.00	100	Horizontal	Pass
1**	1306.500	25.01	-15.61	54.0	-28.99	AV	256.00	100	Horizontal	Pass
2	2315.000	41.09	-12.06	74.0	-32.91	Peak	361.00	100	Horizontal	Pass
2**	2315.000	25.94	-12.06	54.0	-28.06	AV	361.00	100	Horizontal	Pass
3	3594.000	42.98	-6.24	68.2	-25.22	Peak	356.00	100	Horizontal	Pass
3**	3594.000	30.72	-6.24	54.0	-23.28	AV	356.00	100	Horizontal	Pass
4	5792.000	107.23	-1.11	68.2	39.03	Peak	79.00	100	Horizontal	N/A
4**	5792.000	100.67	-1.11	54.0	46.67	AV	79.00	100	Horizontal	N/A
5	10514.500	50.97	7.09	68.2	-17.23	Peak	231.00	100	Horizontal	Pass
5**	10514.500	40.54	7.09	54.0	-13.46	AV	231.00	100	Horizontal	Pass
6	14581.750	55.87	12.24	68.2	-12.33	Peak	309.00	100	Horizontal	Pass
6**	14581.750	46.39	12.24	54.0	-7.61	AV	309.00	100	Horizontal	Pass

11n20, U-NII-3, 1 GHz to 18 GHz, High Channel, ANT V

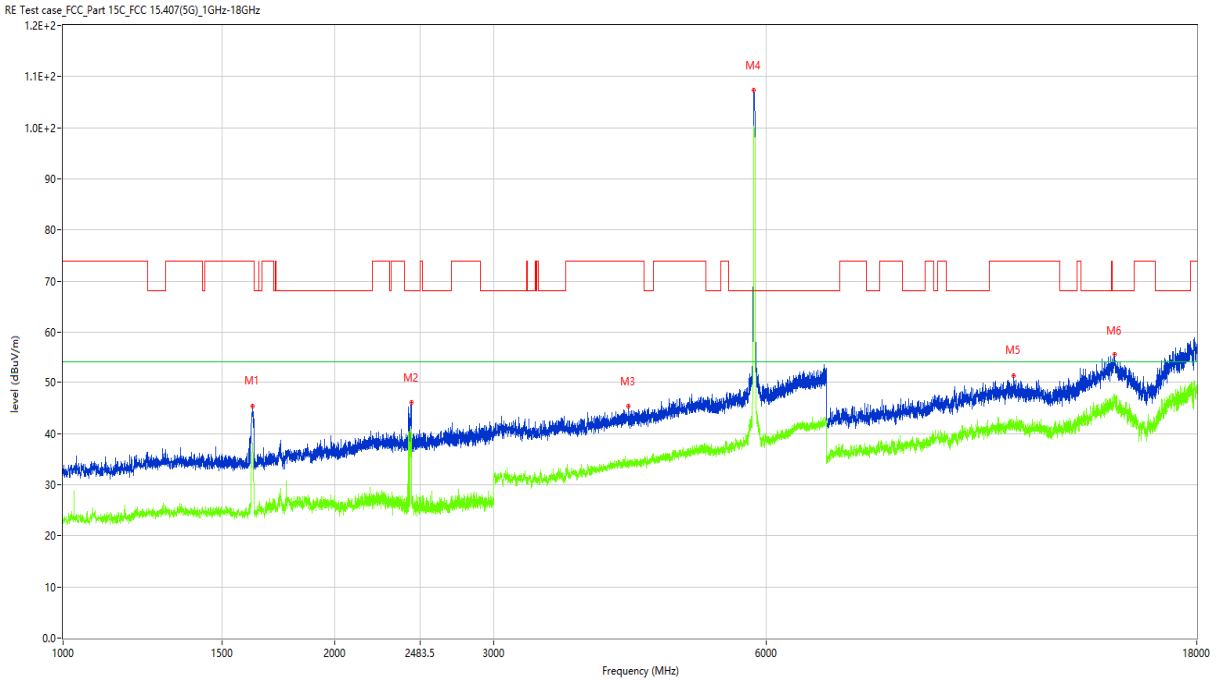

No.	Frequency (MHz)	Results (dBuV/m)	Factor (dB)	Limit (dBuV/m)	Over Limit (dB)	Detector	Table (Degree)	Height (cm)	Antenna	Verdict
1	1622.000	45.37	-16.38	74.0	-28.63	Peak	81.00	100	Vertical	Pass
1**	1622.000	37.22	-16.38	54.0	-16.78	AV	81.00	100	Vertical	Pass
2	2428.500	46.02	-12.37	68.2	-22.18	Peak	337.00	100	Vertical	Pass
2**	2428.500	40.86	-12.37	54.0	-13.14	AV	337.00	100	Vertical	Pass
3	4228.000	45.33	-3.96	74.0	-28.67	Peak	152.00	100	Vertical	Pass
3**	4228.000	33.31	-3.96	54.0	-20.69	AV	152.00	100	Vertical	Pass
4	5819.000	107.29	-1.00	68.2	39.09	Peak	204.00	100	Vertical	N/A
4**	5819.000	100.37	-1.00	54.0	46.37	AV	204.00	100	Vertical	N/A
5	11292.750	51.37	6.60	74.0	-22.63	Peak	104.00	100	Vertical	Pass
5**	11292.750	41.41	6.60	54.0	-12.59	AV	104.00	100	Vertical	Pass
6	14609.250	55.41	12.25	68.2	-12.79	Peak	156.00	100	Vertical	Pass
6**	14609.250	46.22	12.25	54.0	-7.78	AV	156.00	100	Vertical	Pass

11n20, U-NII-3, 1 GHz to 18 GHz, High Channel, ANT H

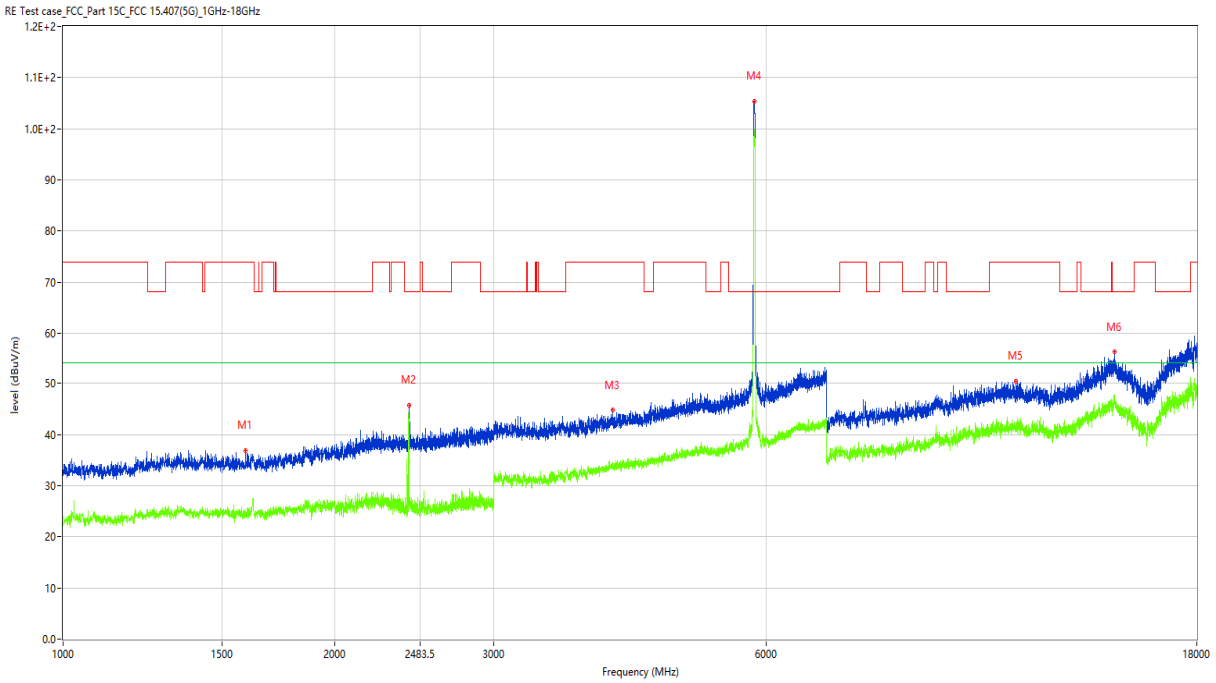

No.	Frequency (MHz)	Results (dBuV/m)	Factor (dB)	Limit (dBuV/m)	Over Limit (dB)	Detector	Table (Degree)	Height (cm)	Antenna	Verdict
1	1592.500	36.87	-16.29	74.0	-37.13	Peak	156.00	100	Horizontal	Pass
1**	1592.500	24.51	-16.29	54.0	-29.49	AV	156.00	100	Horizontal	Pass
2	2417.000	45.72	-11.70	68.2	-22.48	Peak	277.00	100	Horizontal	Pass
2**	2417.000	35.66	-11.70	54.0	-18.34	AV	277.00	100	Horizontal	Pass
3	4058.000	44.75	-4.10	74.0	-29.25	Peak	53.00	100	Horizontal	Pass
3**	4058.000	33.36	-4.10	54.0	-20.64	AV	53.00	100	Horizontal	Pass
4	5826.000	105.44	-0.82	68.2	37.24	Peak	79.00	100	Horizontal	N/A
4**	5826.000	98.44	-0.82	54.0	44.44	AV	79.00	100	Horizontal	N/A
5	11358.750	50.42	6.94	74.0	-23.58	Peak	255.00	100	Horizontal	Pass
5**	11358.750	41.55	6.94	54.0	-12.45	AV	255.00	100	Horizontal	Pass
6	14606.500	56.22	12.32	68.2	-11.98	Peak	-1.00	100	Horizontal	Pass
6**	14606.500	47.17	12.32	54.0	-6.83	AV	-1.00	100	Horizontal	Pass

11n40, U-NII-3, 1 GHz to 18 GHz, Low Channel, ANT V

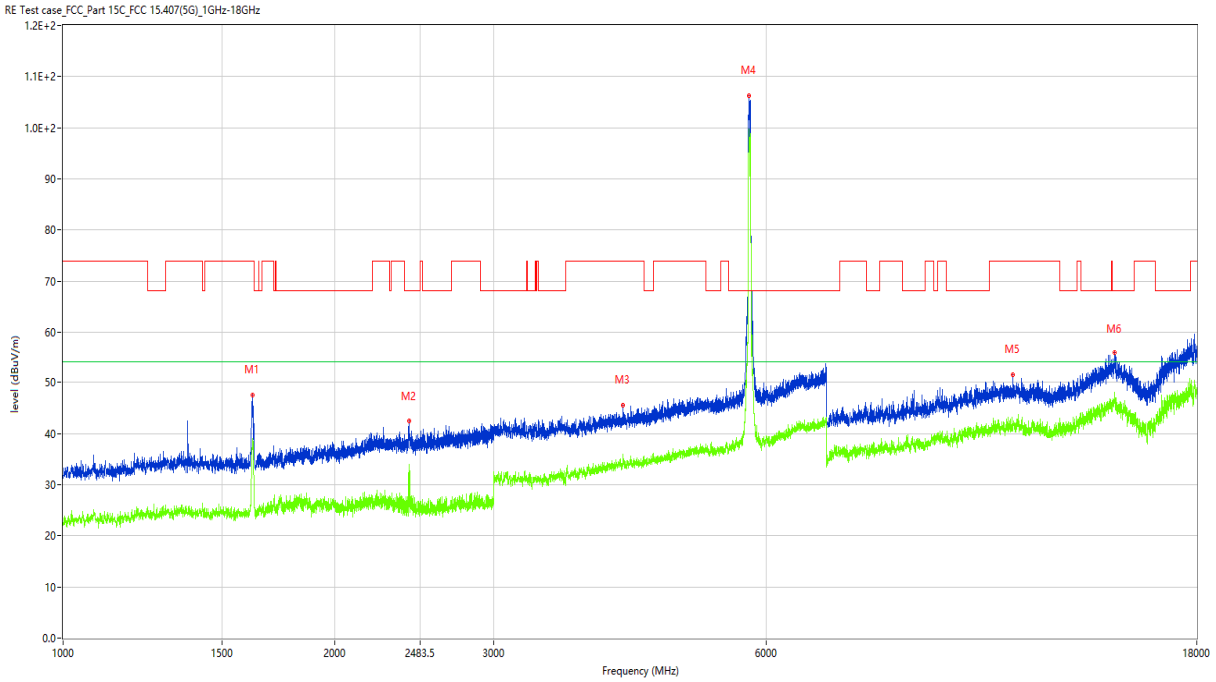

No.	Frequency (MHz)	Results (dBuV/m)	Factor (dB)	Limit (dBuV/m)	Over Limit (dB)	Detector	Table (Degree)	Height (cm)	Antenna	Verdict
1	1620.500	47.60	-16.64	74.0	-26.40	Peak	85.00	100	Vertical	Pass
1**	1620.500	37.89	-16.64	54.0	-16.11	AV	85.00	100	Vertical	Pass
2	2415.500	42.40	-11.52	68.2	-25.80	Peak	360.00	100	Vertical	Pass
2**	2415.500	28.72	-11.52	54.0	-25.28	AV	360.00	100	Vertical	Pass
3	4169.000	45.55	-4.10	74.0	-28.45	Peak	26.00	100	Vertical	Pass
3**	4169.000	34.53	-4.10	54.0	-19.47	AV	26.00	100	Vertical	Pass
4	5749.000	106.34	-0.72	68.2	38.14	Peak	220.00	100	Vertical	N/A
4**	5749.000	99.27	-0.72	54.0	45.27	AV	220.00	100	Vertical	N/A
5	11262.500	51.54	6.78	74.0	-22.46	Peak	361.00	100	Vertical	Pass
5**	11262.500	41.32	6.78	54.0	-12.68	AV	361.00	100	Vertical	Pass
6	14598.250	55.77	12.46	68.2	-12.43	Peak	361.00	100	Vertical	Pass
6**	14598.250	47.34	12.46	54.0	-6.66	AV	361.00	100	Vertical	Pass

11n40, U-NII-3, 1 GHz to 18 GHz, Low Channel, ANT H

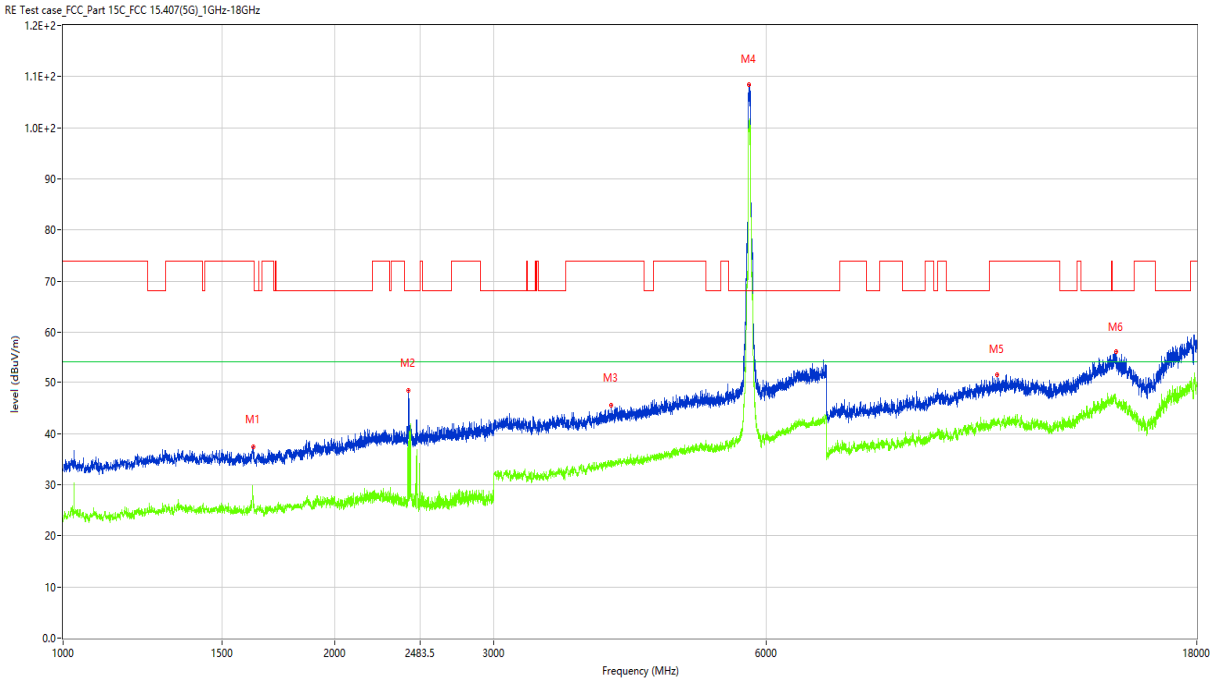

No.	Frequency (MHz)	Results (dBuV/m)	Factor (dB)	Limit (dBuV/m)	Over Limit (dB)	Detector	Table (Degree)	Height (cm)	Antenna	Verdict
1	1623.500	37.45	-16.64	74.0	-36.55	Peak	272.00	100	Horizontal	Pass
1**	1623.500	27.19	-16.64	54.0	-26.81	AV	272.00	100	Horizontal	Pass
2	2413.500	48.51	-11.70	68.2	-19.69	Peak	324.00	100	Horizontal	Pass
2**	2413.500	27.49	-11.70	54.0	-26.51	AV	324.00	100	Horizontal	Pass
3	4045.000	45.54	-3.87	74.0	-28.46	Peak	276.00	100	Horizontal	Pass
3**	4045.000	33.61	-3.87	54.0	-20.39	AV	276.00	100	Horizontal	Pass
4	5752.000	108.44	-0.73	68.2	40.24	Peak	69.00	100	Horizontal	N/A
4**	5752.000	101.16	-0.73	54.0	47.16	AV	69.00	100	Horizontal	N/A
5	10819.750	51.49	7.20	74.0	-22.51	Peak	293.00	100	Horizontal	Pass
5**	10819.750	42.05	7.20	54.0	-11.95	AV	293.00	100	Horizontal	Pass
6	14656.000	56.10	11.64	68.2	-12.10	Peak	231.00	100	Horizontal	Pass
6**	14656.000	46.01	11.64	54.0	-7.99	AV	231.00	100	Horizontal	Pass

11n40, U-NII-3, 1 GHz to 18 GHz, High Channel, ANT V

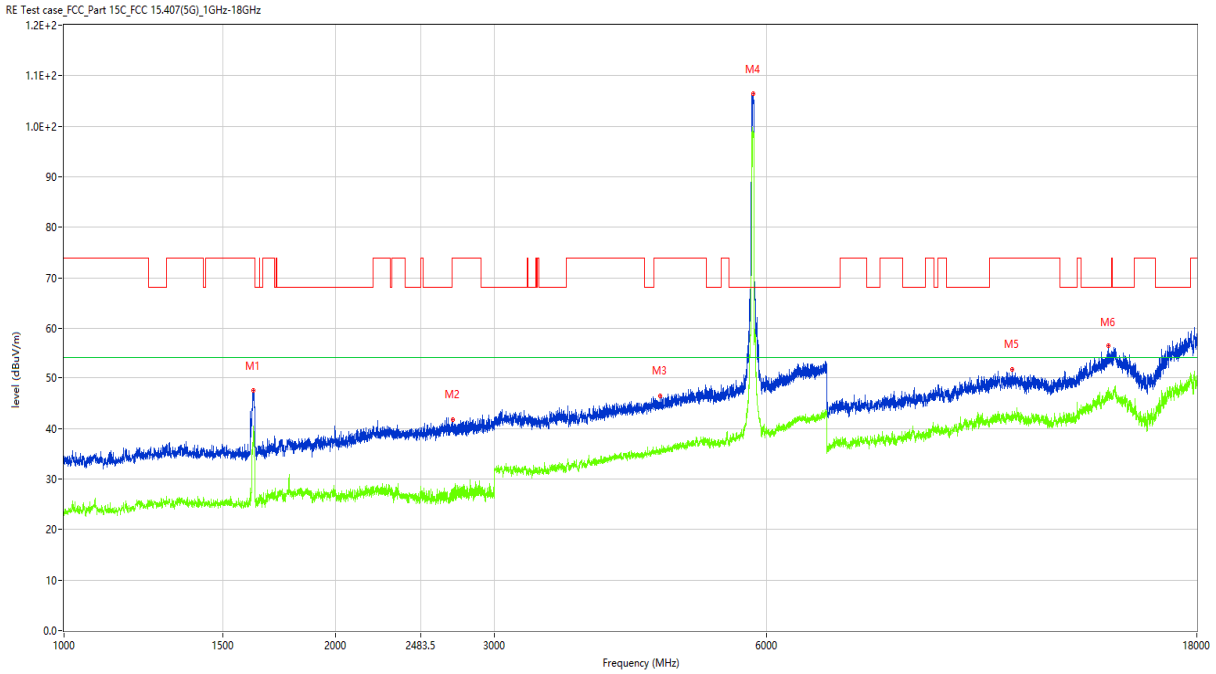

No.	Frequency (MHz)	Results (dBuV/m)	Factor (dB)	Limit (dBuV/m)	Over Limit (dB)	Detector	Table (Degree)	Height (cm)	Antenna	Verdict
1	1619.500	47.45	-16.67	74.0	-26.55	Peak	83.00	100	Vertical	Pass
1**	1619.500	36.50	-16.67	54.0	-17.50	AV	83.00	100	Vertical	Pass
2	2697.500	41.77	-10.79	74.0	-32.23	Peak	204.00	100	Vertical	Pass
2**	2697.500	26.79	-10.79	54.0	-27.21	AV	204.00	100	Vertical	Pass
3	4578.000	46.47	-3.22	74.0	-27.53	Peak	30.00	100	Vertical	Pass
3**	4578.000	35.85	-3.22	54.0	-18.15	AV	30.00	100	Vertical	Pass
4	5805.000	106.38	-1.15	68.2	38.18	Peak	226.00	100	Vertical	N/A
4**	5805.000	98.27	-1.15	54.0	44.27	AV	226.00	100	Vertical	N/A
5	11243.250	51.73	6.83	74.0	-22.27	Peak	178.00	100	Vertical	Pass
5**	11243.250	42.61	6.83	54.0	-11.39	AV	178.00	100	Vertical	Pass
6	14367.250	56.31	13.01	68.2	-11.89	Peak	333.00	100	Vertical	Pass
6**	14367.250	46.16	13.01	54.0	-7.84	AV	333.00	100	Vertical	Pass

11n40, U-NII-3, 1 GHz to 18 GHz, High Channel, ANT H

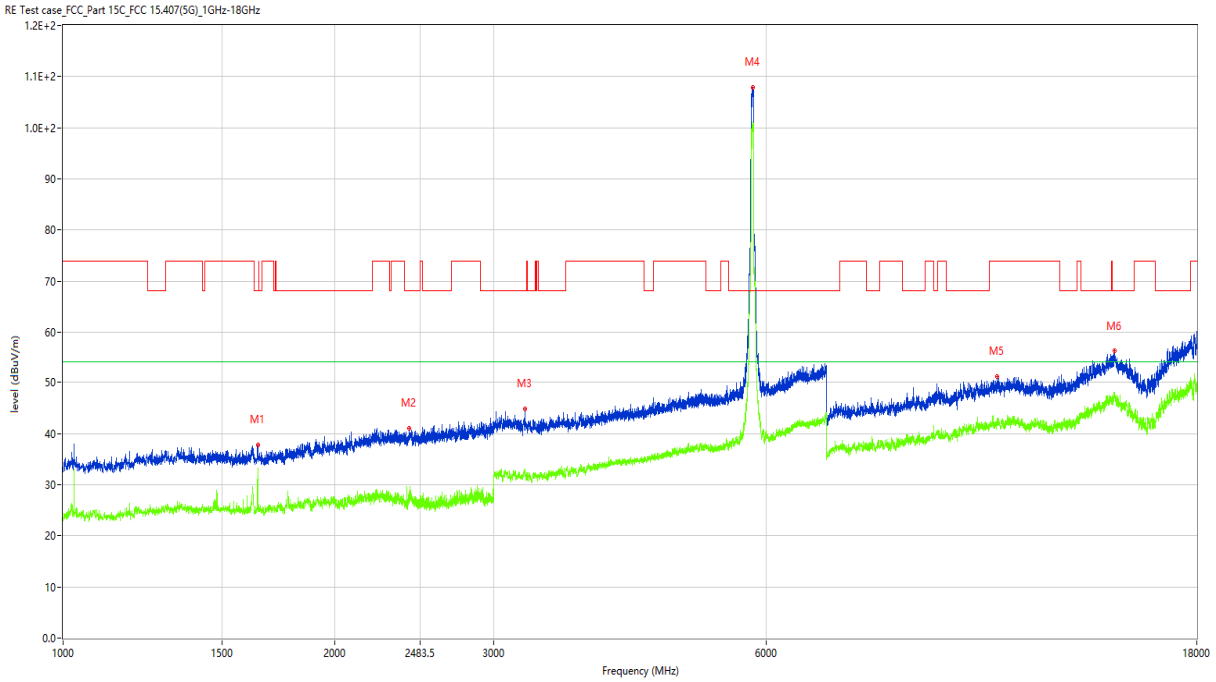

No.	Frequency (MHz)	Results (dBuV/m)	Factor (dB)	Limit (dBuV/m)	Over Limit (dB)	Detector	Table (Degree)	Height (cm)	Antenna	Verdict
1	1642.500	37.83	-15.99	68.2	-30.37	Peak	29.00	100	Horizontal	Pass
1**	1642.500	33.26	-15.99	54.0	-20.74	AV	29.00	100	Horizontal	Pass
2	2415.500	41.08	-11.52	68.2	-27.12	Peak	303.00	100	Horizontal	Pass
2**	2415.500	27.96	-11.52	54.0	-26.04	AV	303.00	100	Horizontal	Pass
3	3248.000	44.90	-7.18	68.2	-23.30	Peak	343.00	100	Horizontal	Pass
3**	3248.000	32.09	-7.18	54.0	-21.91	AV	343.00	100	Horizontal	Pass
4	5799.000	107.87	-1.05	68.2	39.67	Peak	122.00	100	Horizontal	N/A
4**	5799.000	100.64	-1.05	54.0	46.64	AV	122.00	100	Horizontal	N/A
5	10822.500	51.13	7.17	74.0	-22.87	Peak	306.00	100	Horizontal	Pass
5**	10822.500	41.51	7.17	54.0	-12.49	AV	306.00	100	Horizontal	Pass
6	14601.000	56.27	12.44	68.2	-11.93	Peak	224.00	100	Horizontal	Pass
6**	14601.000	47.03	12.44	54.0	-6.97	AV	224.00	100	Horizontal	Pass

11ac20, U-NII-3, 1 GHz to 18 GHz, Low Channel, ANT V

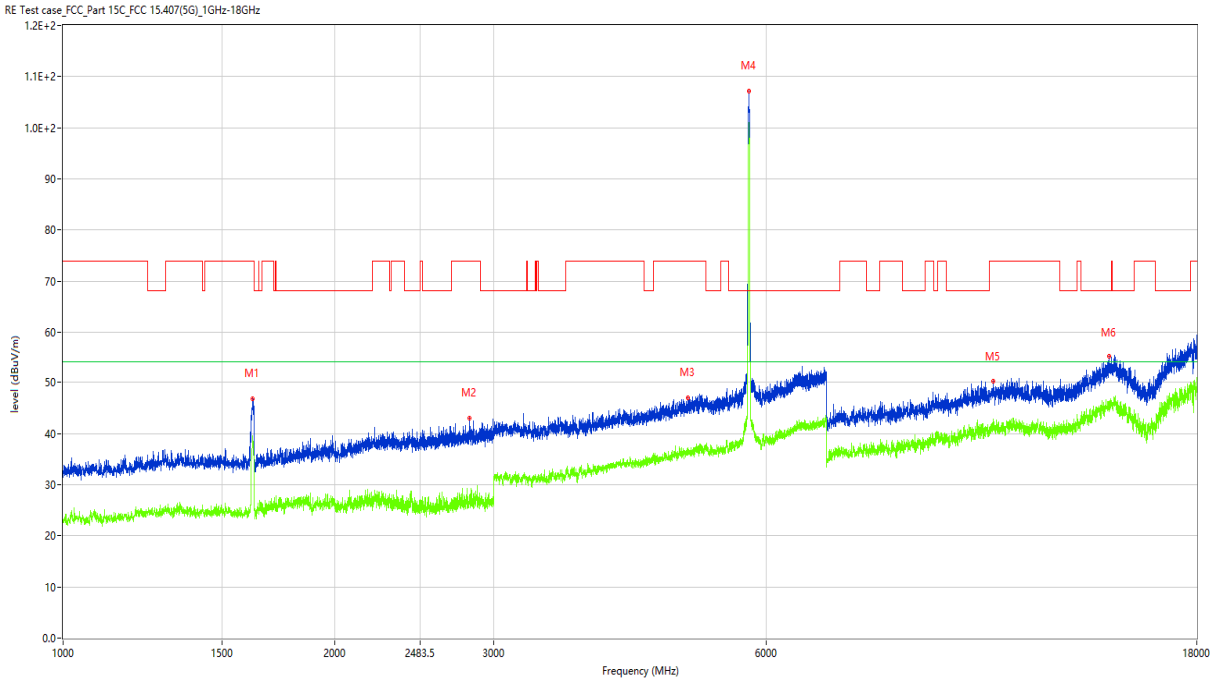

No.	Frequency (MHz)	Results (dBuV/m)	Factor (dB)	Limit (dBuV/m)	Over Limit (dB)	Detector	Table (Degree)	Height (cm)	Antenna	Verdict
1	1622.000	46.90	-16.38	74.0	-27.10	Peak	83.00	100	Vertical	Pass
1**	1622.000	38.32	-16.38	54.0	-15.68	AV	83.00	100	Vertical	Pass
2	2818.000	42.98	-9.31	74.0	-31.02	Peak	48.00	100	Vertical	Pass
2**	2818.000	26.99	-9.31	54.0	-27.01	AV	48.00	100	Vertical	Pass
3	4917.000	47.07	-2.25	74.0	-26.93	Peak	348.00	100	Vertical	Pass
3**	4917.000	36.69	-2.25	54.0	-17.31	AV	348.00	100	Vertical	Pass
4	5747.000	107.15	-1.02	68.2	38.95	Peak	214.00	100	Vertical	N/A
4**	5747.000	100.69	-1.02	54.0	46.69	AV	214.00	100	Vertical	N/A
5	10715.250	50.17	6.96	74.0	-23.83	Peak	118.00	100	Vertical	Pass
5**	10715.250	41.45	6.96	54.0	-12.55	AV	118.00	100	Vertical	Pass
6	14397.500	55.03	11.86	68.2	-13.17	Peak	118.00	100	Vertical	Pass
6**	14397.500	45.26	11.86	54.0	-8.74	AV	118.00	100	Vertical	Pass

11ac20, U-NII-3, 1 GHz to 18 GHz, Low Channel, ANT H

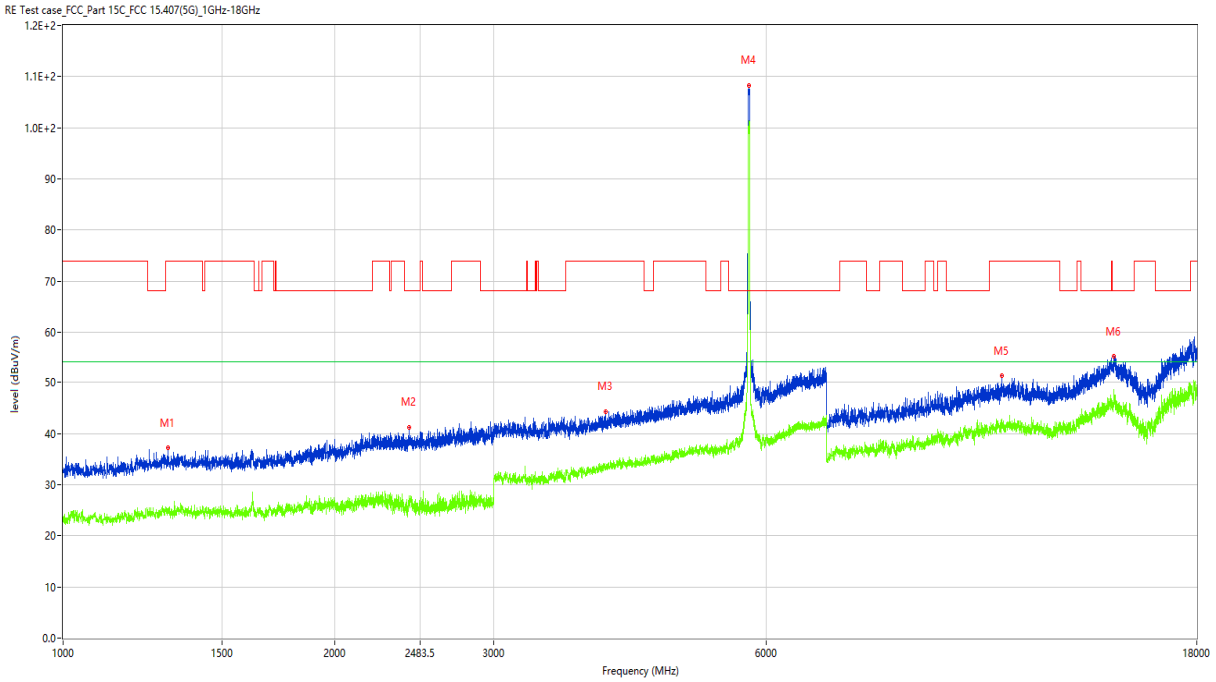

No.	Frequency (MHz)	Results (dBuV/m)	Factor (dB)	Limit (dBuV/m)	Over Limit (dB)	Detector	Table (Degree)	Height (cm)	Antenna	Verdict
1	1306.000	37.19	-15.73	74.0	-36.81	Peak	152.00	100	Horizontal	Pass
1**	1306.000	24.74	-15.73	54.0	-29.26	AV	152.00	100	Horizontal	Pass
2	2415.500	41.18	-11.52	68.2	-27.02	Peak	360.00	100	Horizontal	Pass
2**	2415.500	27.53	-11.52	54.0	-26.47	AV	360.00	100	Horizontal	Pass
3	3986.000	44.28	-5.24	74.0	-29.72	Peak	281.00	100	Horizontal	Pass
3**	3986.000	32.90	-5.24	54.0	-21.10	AV	281.00	100	Horizontal	Pass
4	5751.000	108.29	-0.65	68.2	40.09	Peak	69.00	100	Horizontal	N/A
4**	5751.000	101.23	-0.65	54.0	47.23	AV	69.00	100	Horizontal	N/A
5	10940.750	51.27	7.47	74.0	-22.73	Peak	360.00	100	Horizontal	Pass
5**	10940.750	41.42	7.47	54.0	-12.58	AV	360.00	100	Horizontal	Pass
6	14554.250	55.14	11.45	68.2	-13.06	Peak	360.00	100	Horizontal	Pass
6**	14554.250	45.88	11.45	54.0	-8.12	AV	360.00	100	Horizontal	Pass

11ac20, U-NII-3, 1 GHz to 18 GHz, Middle Channel, ANT V

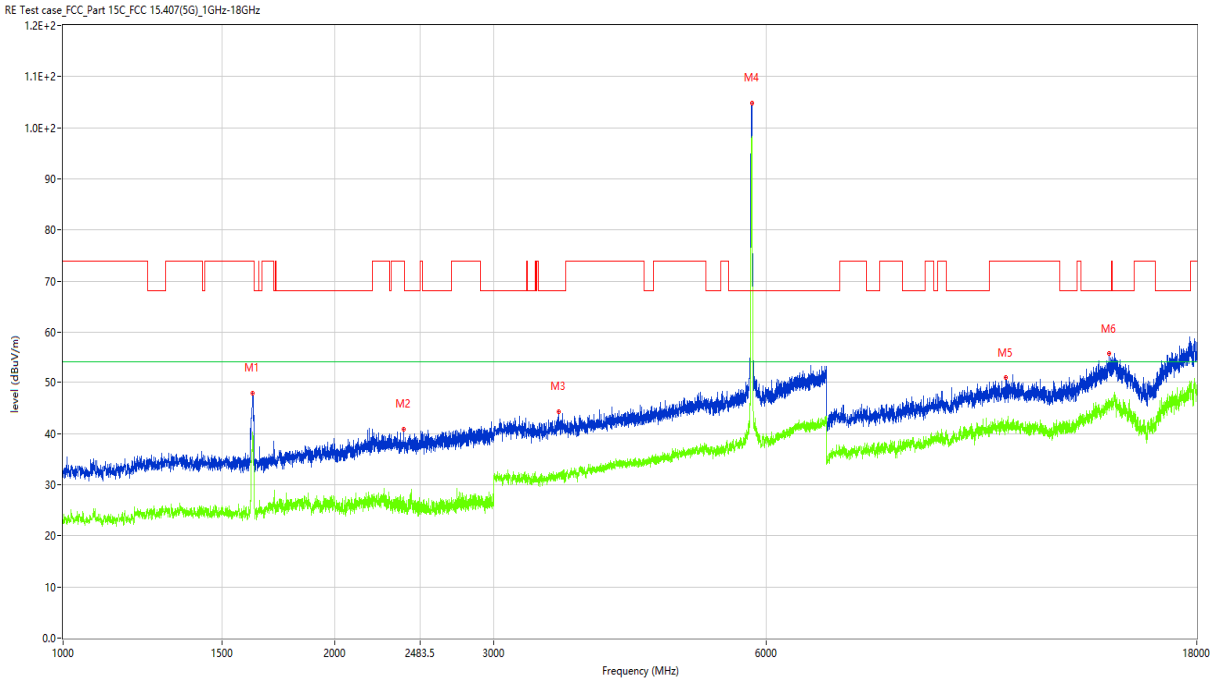

No.	Frequency (MHz)	Results (dBuV/m)	Factor (dB)	Limit (dBuV/m)	Over Limit (dB)	Detector	Table (Degree)	Height (cm)	Antenna	Verdict
1	1622.500	47.94	-16.31	74.0	-26.06	Peak	81.00	100	Vertical	Pass
1**	1622.500	40.26	-16.31	54.0	-13.74	AV	81.00	100	Vertical	Pass
2	2383.000	40.82	-11.81	74.0	-33.18	Peak	135.00	100	Vertical	Pass
2**	2383.000	27.57	-11.81	54.0	-26.43	AV	135.00	100	Vertical	Pass
3	3535.000	44.33	-6.11	68.2	-23.87	Peak	34.00	100	Vertical	Pass
3**	3535.000	32.04	-6.11	54.0	-21.96	AV	34.00	100	Vertical	Pass
4	5793.000	104.85	-1.20	68.2	36.65	Peak	223.00	100	Vertical	N/A
4**	5793.000	97.81	-1.20	54.0	43.81	AV	223.00	100	Vertical	N/A
5	11067.250	50.92	7.05	74.0	-23.08	Peak	136.00	100	Vertical	Pass
5**	11067.250	40.91	7.05	54.0	-13.09	AV	136.00	100	Vertical	Pass
6	14405.750	55.75	11.50	68.2	-12.45	Peak	271.00	100	Vertical	Pass
6**	14405.750	45.48	11.50	54.0	-8.52	AV	271.00	100	Vertical	Pass

11ac20, U-NII-3, 1 GHz to 18 GHz, Middle Channel, ANT H

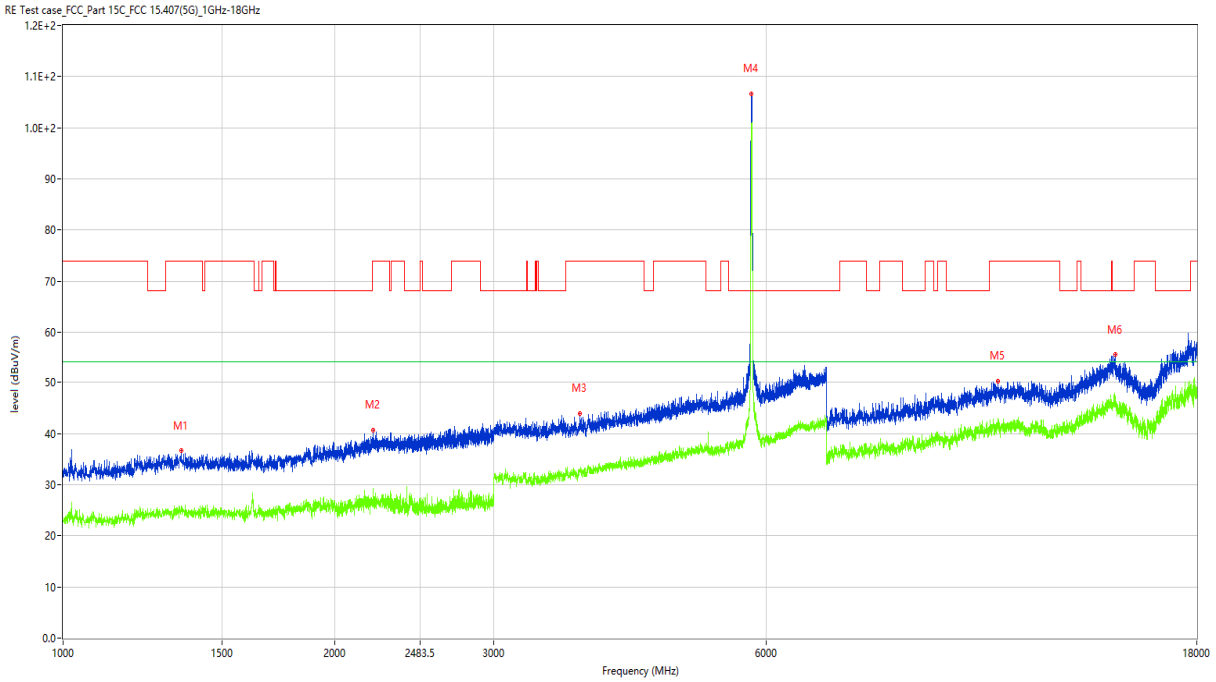

No.	Frequency (MHz)	Results (dBuV/m)	Factor (dB)	Limit (dBuV/m)	Over Limit (dB)	Detector	Table (Degree)	Height (cm)	Antenna	Verdict
1	1352.000	36.62	-15.49	74.0	-37.38	Peak	-1.00	100	Horizontal	Pass
1**	1352.000	25.26	-15.49	54.0	-28.74	AV	-1.00	100	Horizontal	Pass
2	2204.000	40.69	-11.61	74.0	-33.31	Peak	84.00	100	Horizontal	Pass
2**	2204.000	26.47	-11.61	54.0	-27.53	AV	84.00	100	Horizontal	Pass
3	3732.000	43.90	-5.54	74.0	-30.10	Peak	222.00	100	Horizontal	Pass
3**	3732.000	32.61	-5.54	54.0	-21.39	AV	222.00	100	Horizontal	Pass
4	5784.000	106.70	-1.25	68.2	38.50	Peak	84.00	100	Horizontal	N/A
4**	5784.000	100.48	-1.25	54.0	46.48	AV	84.00	100	Horizontal	N/A
5	10841.750	50.32	7.30	74.0	-23.68	Peak	83.00	100	Horizontal	Pass
5**	10841.750	40.98	7.30	54.0	-13.02	AV	83.00	100	Horizontal	Pass
6	14623.000	55.46	12.06	68.2	-12.74	Peak	-1.00	100	Horizontal	Pass
6**	14623.000	45.80	12.06	54.0	-8.20	AV	-1.00	100	Horizontal	Pass

11ac20, U-NII-3, 1 GHz to 18 GHz, High Channel, ANT V

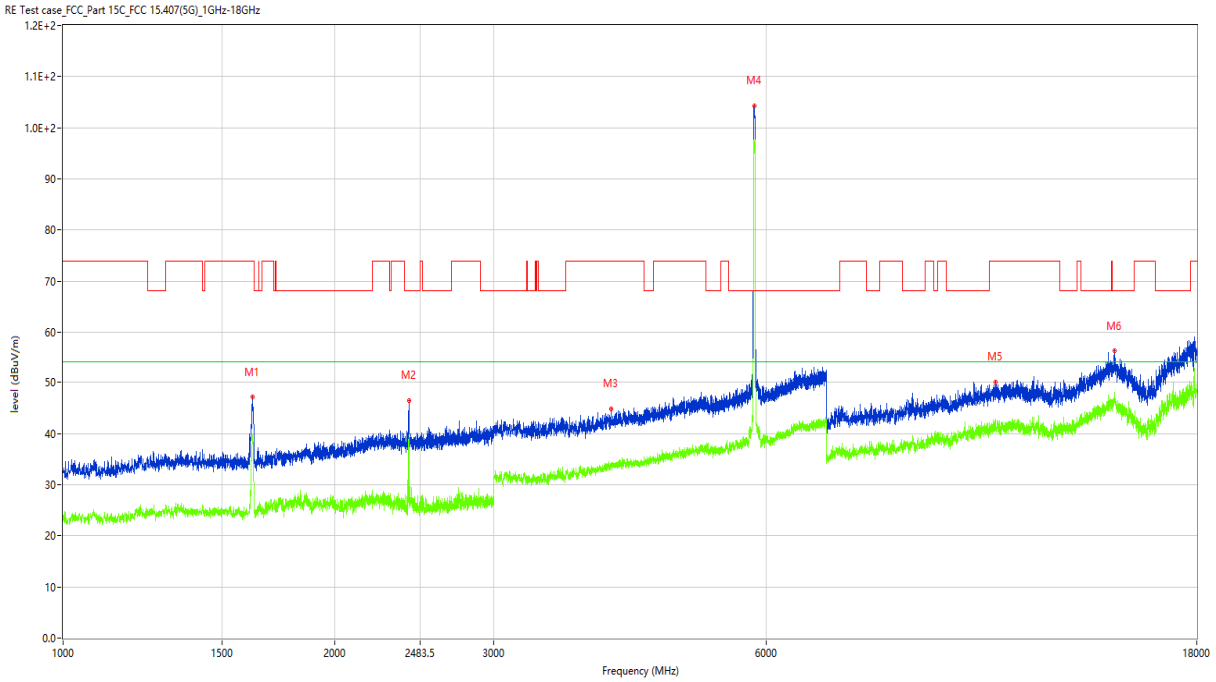

No.	Frequency (MHz)	Results (dBuV/m)	Factor (dB)	Limit (dBuV/m)	Over Limit (dB)	Detector	Table (Degree)	Height (cm)	Antenna	Verdict
1	1622.000	47.09	-16.38	74.0	-26.91	Peak	75.00	100	Vertical	Pass
1**	1622.000	39.74	-16.38	54.0	-14.26	AV	75.00	100	Vertical	Pass
2	2414.500	46.43	-11.50	68.2	-21.77	Peak	274.00	100	Vertical	Pass
2**	2414.500	39.51	-11.50	54.0	-14.49	AV	274.00	100	Vertical	Pass
3	4047.000	44.77	-3.89	74.0	-29.23	Peak	333.00	100	Vertical	Pass
3**	4047.000	33.61	-3.89	54.0	-20.39	AV	333.00	100	Vertical	Pass
4	5833.000	104.28	-0.75	68.2	36.08	Peak	167.00	100	Vertical	N/A
4**	5833.000	97.46	-0.75	54.0	43.46	AV	167.00	100	Vertical	N/A
5	10778.500	50.15	7.44	74.0	-23.85	Peak	276.00	100	Vertical	Pass
5**	10778.500	41.48	7.44	54.0	-12.52	AV	276.00	100	Vertical	Pass
6	14584.500	56.22	12.31	68.2	-11.98	Peak	249.00	100	Vertical	Pass
6**	14584.500	47.15	12.31	54.0	-6.85	AV	249.00	100	Vertical	Pass

11ac20, U-NII-3, 1 GHz to 18 GHz, High Channel, ANT H

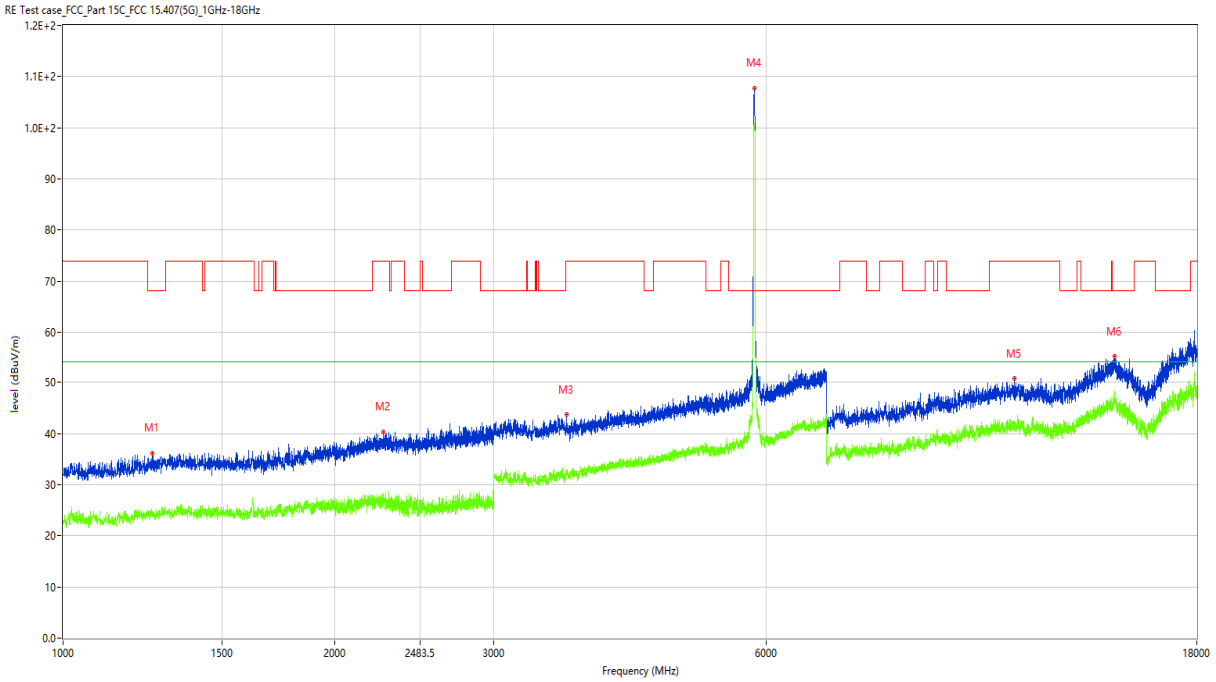

No.	Frequency (MHz)	Results (dBuV/m)	Factor (dB)	Limit (dBuV/m)	Over Limit (dB)	Detector	Table (Degree)	Height (cm)	Antenna	Verdict
1	1254.500	36.20	-16.15	68.2	-32.00	Peak	247.00	100	Horizontal	Pass
1**	1254.500	24.03	-16.15	54.0	-29.97	AV	247.00	100	Horizontal	Pass
2	2263.500	40.28	-12.19	74.0	-33.72	Peak	247.00	100	Horizontal	Pass
2**	2263.500	27.85	-12.19	54.0	-26.15	AV	247.00	100	Horizontal	Pass
3	3609.000	43.68	-6.26	74.0	-30.32	Peak	58.00	100	Horizontal	Pass
3**	3609.000	32.10	-6.26	54.0	-21.90	AV	58.00	100	Horizontal	Pass
4	5823.000	107.73	-0.88	68.2	39.53	Peak	58.00	100	Horizontal	N/A
4**	5823.000	99.73	-0.88	54.0	45.73	AV	58.00	100	Horizontal	N/A
5	11301.000	50.73	6.72	74.0	-23.27	Peak	193.00	100	Horizontal	Pass
5**	11301.000	42.05	6.72	54.0	-11.95	AV	193.00	100	Horizontal	Pass
6	14595.500	55.18	12.45	68.2	-13.02	Peak	221.00	100	Horizontal	Pass
6**	14595.500	45.85	12.45	54.0	-8.15	AV	221.00	100	Horizontal	Pass

11ac40, U-NII-3, 1 GHz to 18 GHz, Low Channel, ANT V

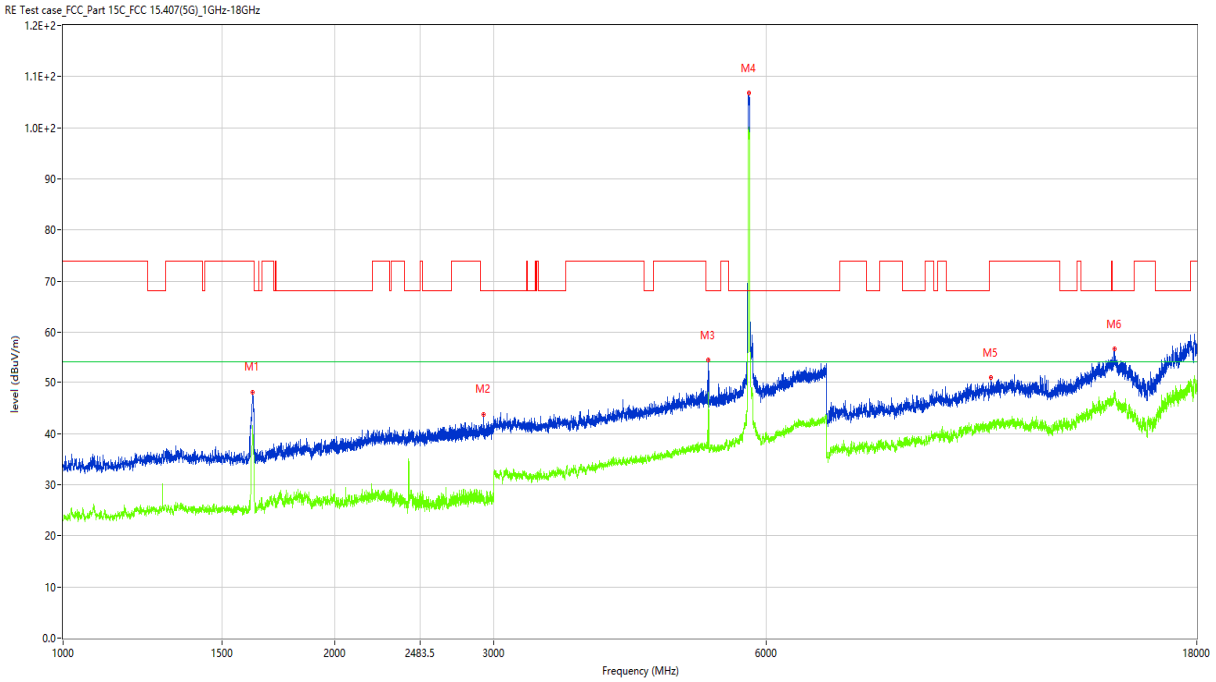

No.	Frequency (MHz)	Results (dBuV/m)	Factor (dB)	Limit (dBuV/m)	Over Limit (dB)	Detector	Table (Degree)	Height (cm)	Antenna	Verdict
1	1621.500	48.13	-16.40	74.0	-25.87	Peak	90.00	100	Vertical	Pass
1**	1621.500	41.55	-16.40	54.0	-12.45	AV	90.00	100	Vertical	Pass
2	2919.000	43.72	-9.21	68.2	-24.48	Peak	267.00	100	Vertical	Pass
2**	2919.000	26.47	-9.21	54.0	-27.53	AV	267.00	100	Vertical	Pass
3	5184.000	54.42	-2.18	68.2	-13.78	Peak	346.00	100	Vertical	Pass
3**	5184.000	39.03	-2.18	54.0	-14.97	AV	346.00	100	Vertical	Pass
4	5748.000	106.75	-0.75	68.2	38.55	Peak	166.00	100	Vertical	N/A
4**	5748.000	98.25	-0.75	54.0	44.25	AV	166.00	100	Vertical	N/A
5	10657.500	50.92	6.93	74.0	-23.08	Peak	204.00	100	Vertical	Pass
5**	10657.500	41.17	6.93	54.0	-12.83	AV	204.00	100	Vertical	Pass
6	14601.000	56.62	12.44	68.2	-11.58	Peak	221.00	100	Vertical	Pass
6**	14601.000	46.77	12.44	54.0	-7.23	AV	221.00	100	Vertical	Pass

11ac40, U-NII-3, 1 GHz to 18 GHz, Low Channel, ANT H

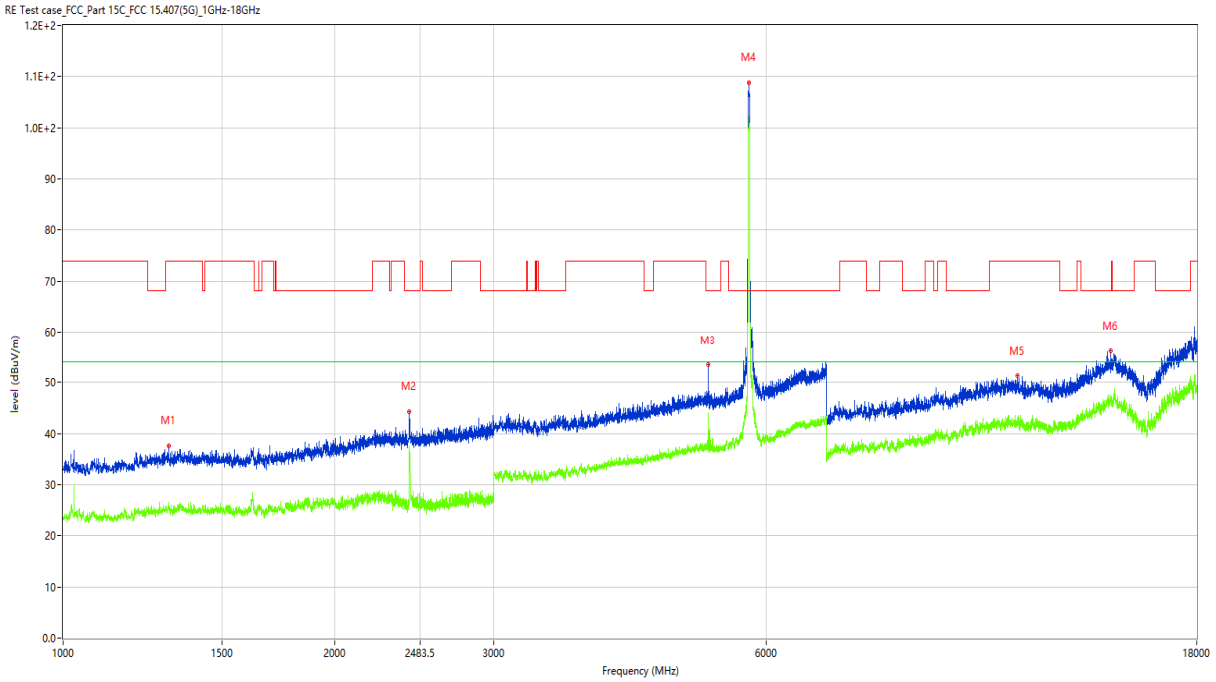

No.	Frequency (MHz)	Results (dBuV/m)	Factor (dB)	Limit (dBuV/m)	Over Limit (dB)	Detector	Table (Degree)	Height (cm)	Antenna	Verdict
1	1309.500	37.58	-15.78	74.0	-36.42	Peak	346.00	100	Horizontal	Pass
1**	1309.500	25.54	-15.78	54.0	-28.46	AV	346.00	100	Horizontal	Pass
2	2417.000	44.30	-11.70	68.2	-23.90	Peak	94.00	100	Horizontal	Pass
2**	2417.000	27.43	-11.70	54.0	-26.57	AV	94.00	100	Horizontal	Pass
3	5177.000	53.46	-1.62	68.2	-14.74	Peak	256.00	100	Horizontal	Pass
3**	5177.000	44.15	-1.62	54.0	-9.85	AV	256.00	100	Horizontal	Pass
4	5748.000	108.80	-0.75	68.2	40.60	Peak	71.00	100	Horizontal	N/A
4**	5748.000	100.80	-0.75	54.0	46.80	AV	71.00	100	Horizontal	N/A
5	11399.999	51.29	7.19	74.0	-22.71	Peak	105.00	100	Horizontal	Pass
5**	11399.999	42.29	7.19	54.0	-11.71	AV	105.00	100	Horizontal	Pass
6	14455.250	56.27	11.00	68.2	-11.93	Peak	117.00	100	Horizontal	Pass
6**	14455.250	46.10	11.00	54.0	-7.90	AV	117.00	100	Horizontal	Pass

11ac40, U-NII-3, 1 GHz to 18 GHz, High Channel, ANT V

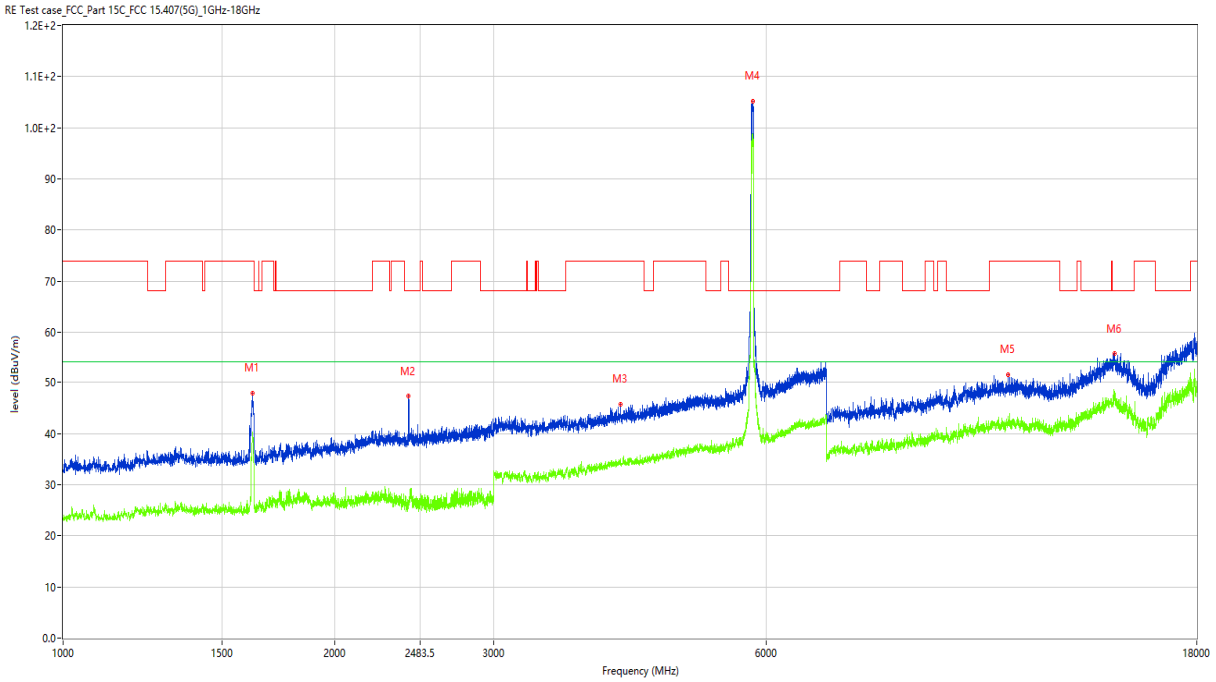

No.	Frequency (MHz)	Results (dBuV/m)	Factor (dB)	Limit (dBuV/m)	Over Limit (dB)	Detector	Table (Degree)	Height (cm)	Antenna	Verdict
1	1622.500	47.88	-16.31	74.0	-26.12	Peak	85.00	100	Vertical	Pass
1**	1622.500	39.76	-16.31	54.0	-14.24	AV	85.00	100	Vertical	Pass
2	2413.500	47.28	-11.70	68.2	-20.92	Peak	286.00	100	Vertical	Pass
2**	2413.500	25.84	-11.70	54.0	-28.16	AV	286.00	100	Vertical	Pass
3	4140.000	45.71	-3.66	74.0	-28.29	Peak	279.00	100	Vertical	Pass
3**	4140.000	35.04	-3.66	54.0	-18.96	AV	279.00	100	Vertical	Pass
4	5807.000	105.15	-1.19	68.2	36.95	Peak	206.00	100	Vertical	N/A
4**	5807.000	98.07	-1.19	54.0	44.07	AV	206.00	100	Vertical	N/A
5	11122.250	51.52	6.41	74.0	-22.48	Peak	155.00	100	Vertical	Pass
5**	11122.250	42.44	6.41	54.0	-11.56	AV	155.00	100	Vertical	Pass
6	14592.750	55.65	12.45	68.2	-12.55	Peak	-1.00	100	Vertical	Pass
6**	14592.750	47.35	12.45	54.0	-6.65	AV	-1.00	100	Vertical	Pass

11ac40, U-NII-3, 1 GHz to 18 GHz, High Channel, ANT H

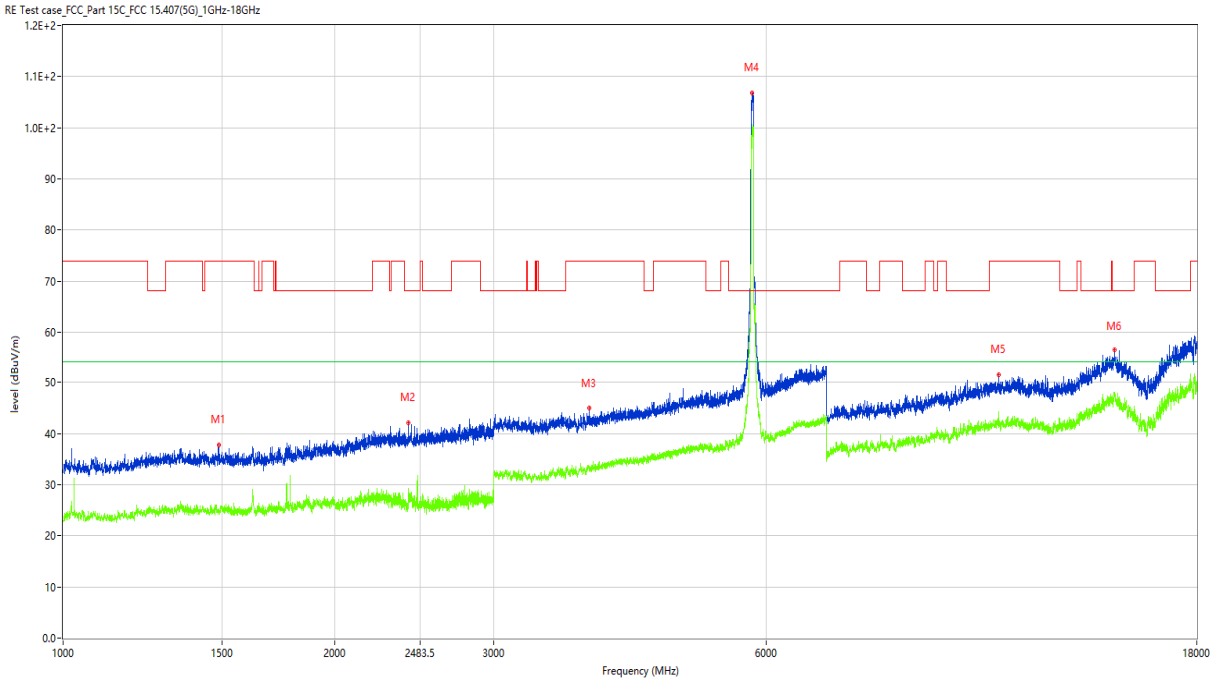

No.	Frequency (MHz)	Results (dBuV/m)	Factor (dB)	Limit (dBuV/m)	Over Limit (dB)	Detector	Table (Degree)	Height (cm)	Antenna	Verdict
1	1486.500	37.79	-16.46	74.0	-36.21	Peak	56.00	100	Horizontal	Pass
1**	1486.500	25.28	-16.46	54.0	-28.72	AV	56.00	100	Horizontal	Pass
2	2411.000	42.10	-11.83	68.2	-26.10	Peak	121.00	100	Horizontal	Pass
2**	2411.000	25.53	-11.83	54.0	-28.47	AV	121.00	100	Horizontal	Pass
3	3827.000	44.92	-5.19	74.0	-29.08	Peak	131.00	100	Horizontal	Pass
3**	3827.000	33.59	-5.19	54.0	-20.41	AV	131.00	100	Horizontal	Pass
4	5793.000	106.84	-1.20	68.2	38.64	Peak	61.00	100	Horizontal	N/A
4**	5793.000	100.29	-1.20	54.0	46.29	AV	61.00	100	Horizontal	N/A
5	10855.500	51.57	7.31	74.0	-22.43	Peak	359.00	100	Horizontal	Pass
5**	10855.500	41.75	7.31	54.0	-12.25	AV	359.00	100	Horizontal	Pass
6	14595.500	56.33	12.45	68.2	-11.87	Peak	119.00	100	Horizontal	Pass
6**	14595.500	47.50	12.45	54.0	-6.50	AV	119.00	100	Horizontal	Pass

11ac80, U-NII-3, 1 GHz to 18 GHz, Middle Channel, ANT V

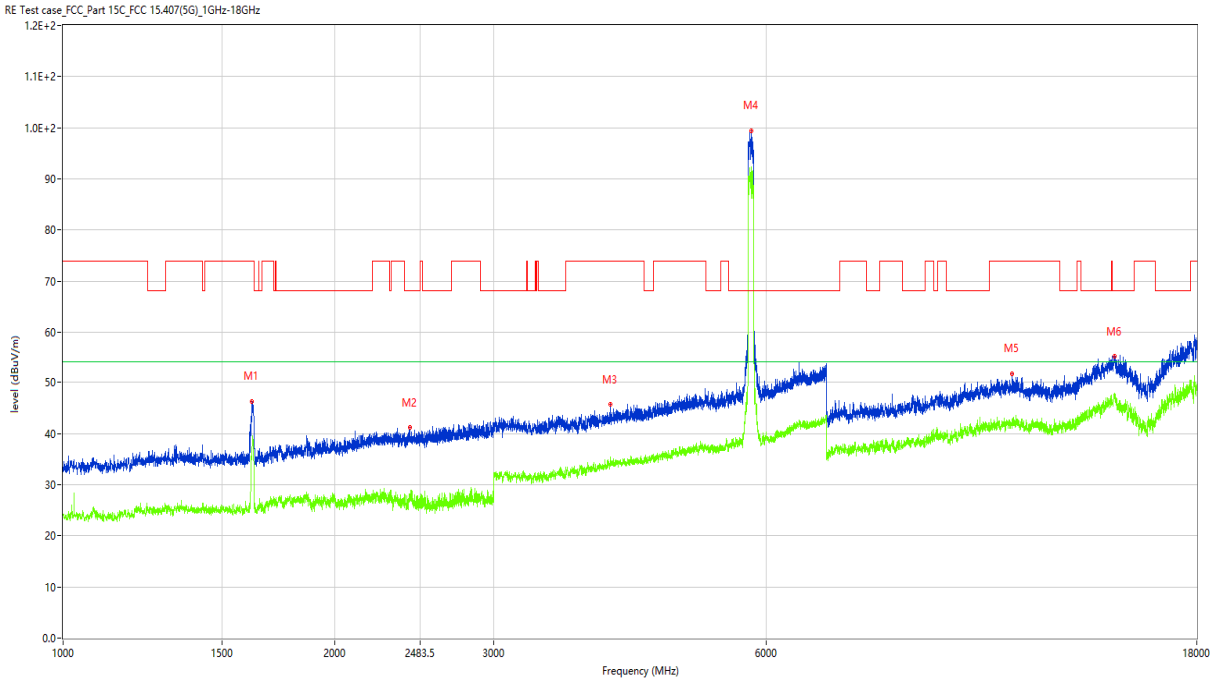

No.	Frequency (MHz)	Results (dBuV/m)	Factor (dB)	Limit (dBuV/m)	Over Limit (dB)	Detector	Table (Degree)	Height (cm)	Antenna	Verdict
1	1618.500	46.25	-16.71	74.0	-27.75	Peak	78.00	100	Vertical	Pass
1**	1618.500	36.62	-16.71	54.0	-17.38	AV	78.00	100	Vertical	Pass
2	2419.000	41.14	-12.04	68.2	-27.06	Peak	1.00	100	Vertical	Pass
2**	2419.000	27.29	-12.04	54.0	-26.71	AV	1.00	100	Vertical	Pass
3	4039.000	45.63	-3.54	74.0	-28.37	Peak	113.00	100	Vertical	Pass
3**	4039.000	34.85	-3.54	54.0	-19.15	AV	113.00	100	Vertical	Pass
4	5779.000	99.45	-1.26	68.2	31.25	Peak	207.00	100	Vertical	N/A
4**	5779.000	92.40	-1.26	54.0	38.40	AV	207.00	100	Vertical	N/A
5	11229.500	51.76	6.94	74.0	-22.24	Peak	268.00	100	Vertical	Pass
5**	11229.500	41.33	6.94	54.0	-12.67	AV	268.00	100	Vertical	Pass
6	14592.750	55.20	12.45	68.2	-13.00	Peak	77.00	100	Vertical	Pass
6**	14592.750	47.06	12.45	54.0	-6.94	AV	77.00	100	Vertical	Pass

11ac80, U-NII-3, 1 GHz to 18 GHz, Middle Channel, ANT H

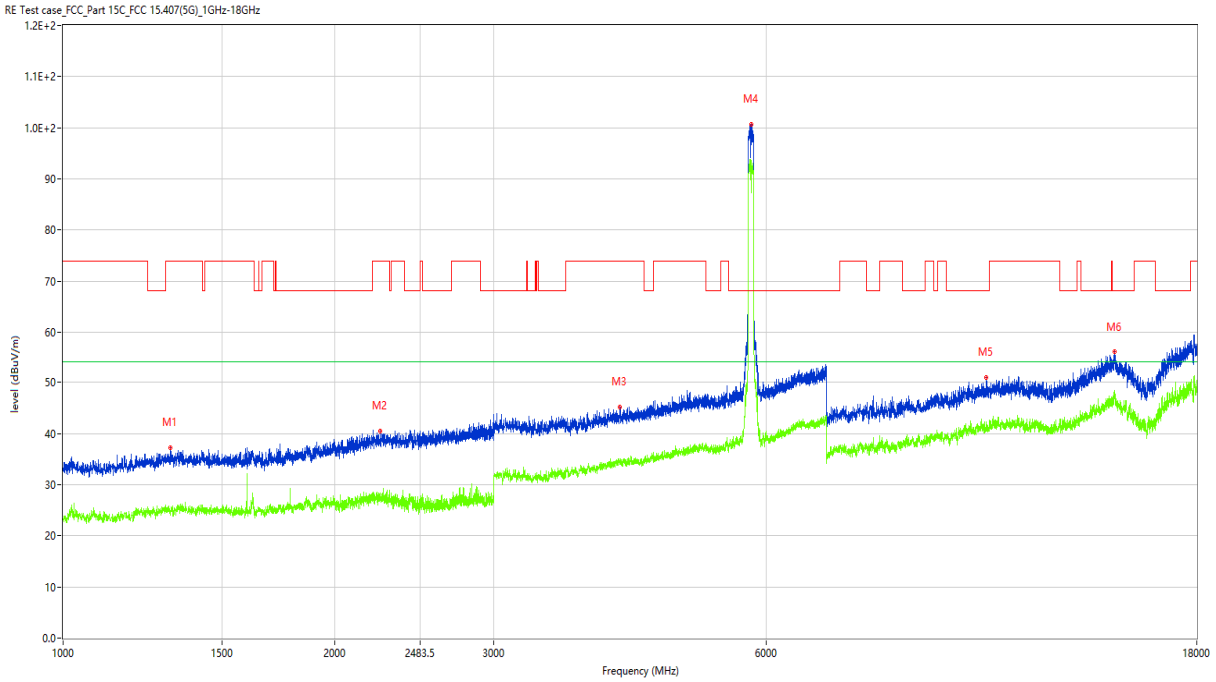

No.	Frequency (MHz)	Results (dBuV/m)	Factor (dB)	Limit (dBuV/m)	Over Limit (dB)	Detector	Table (Degree)	Height (cm)	Antenna	Verdict
1	1314.500	37.24	-15.95	74.0	-36.76	Peak	40.00	100	Horizontal	Pass
1**	1314.500	24.39	-15.95	54.0	-29.61	AV	40.00	100	Horizontal	Pass
2	2243.500	40.56	-12.20	74.0	-33.44	Peak	58.00	100	Horizontal	Pass
2**	2243.500	27.75	-12.20	54.0	-26.25	AV	58.00	100	Horizontal	Pass
3	4132.000	45.21	-4.19	74.0	-28.79	Peak	283.00	100	Horizontal	Pass
3**	4132.000	34.32	-4.19	54.0	-19.68	AV	283.00	100	Horizontal	Pass
4	5780.000	100.66	-1.18	68.2	32.46	Peak	58.00	100	Horizontal	N/A
4**	5780.000	93.29	-1.18	54.0	39.29	AV	58.00	100	Horizontal	N/A
5	10522.750	50.96	7.34	68.2	-17.24	Peak	294.00	100	Horizontal	Pass
5**	10522.750	40.55	7.34	54.0	-13.45	AV	294.00	100	Horizontal	Pass
6	14601.000	56.02	12.44	68.2	-12.18	Peak	227.00	100	Horizontal	Pass
6**	14601.000	48.49	12.44	54.0	-5.51	AV	227.00	100	Horizontal	Pass

A.6.2 Band Edge (Restricted-band)

Test Band	Mode	Channel	Verdict
U-NII-1	802.11a	Low	Pass
		High	Pass
	802.11n(HT20)	Low	Pass
		High	Pass
	802.11n(HT40)	Low	Pass
		High	Pass
	802.11ac(VHT20)	Low	Pass
		High	Pass
	802.11ac(VHT40)	Low	Pass
		High	Pass
	802.11ac(VHT80)	Middle	Pass
U-NII-2A	802.11a	Low	Pass
		High	Pass
	802.11n(HT20)	Low	Pass
		High	Pass
	802.11n(HT40)	Low	Pass
		High	Pass
	802.11ac(VHT20)	Low	Pass
		High	Pass
	802.11ac(VHT40)	Low	Pass
		High	Pass
	802.11ac(VHT80)	Middle	Pass
U-NII-2C	802.11a	Low	Pass
		High	Pass
	802.11n(HT20)	Low	Pass
		High	Pass
	802.11n(HT40)	Low	Pass
		High	Pass
	802.11ac(VHT20)	Low	Pass
		High	Pass
	802.11ac(VHT40)	Low	Pass
		High	Pass
	802.11ac(VHT80)	Low	Pass
		High	Pass

Test Plots

U-NII-1 11a CH36 Peak

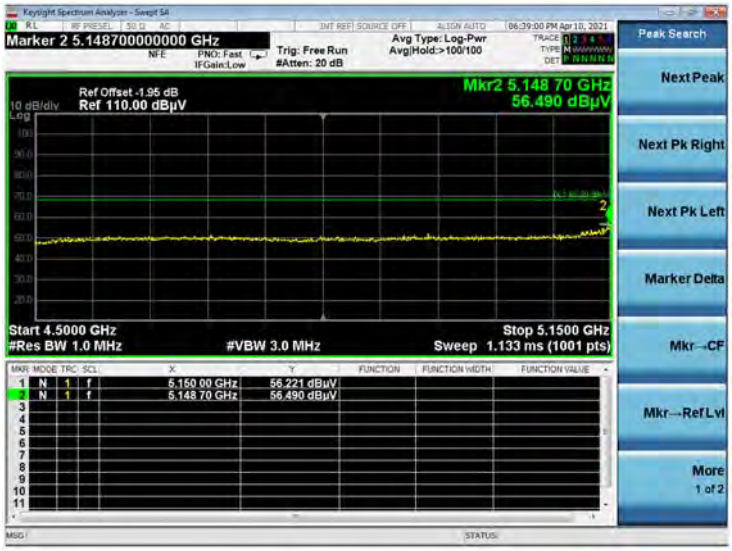

U-NII-1 11a CH36 AV

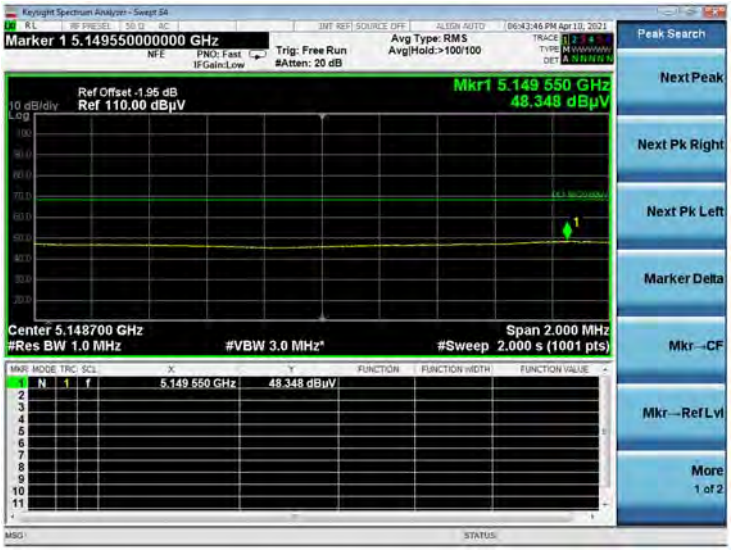

U-NII-1 11a CH48 Peak

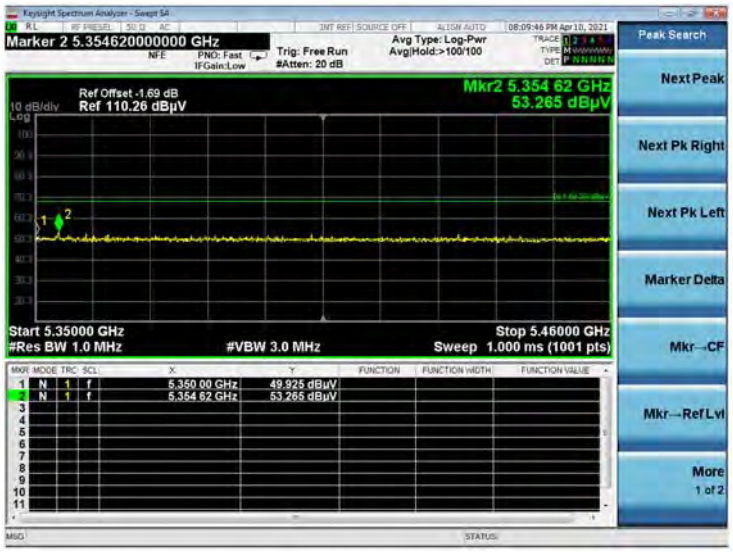

U-NII-1 11n20 CH36 Peak

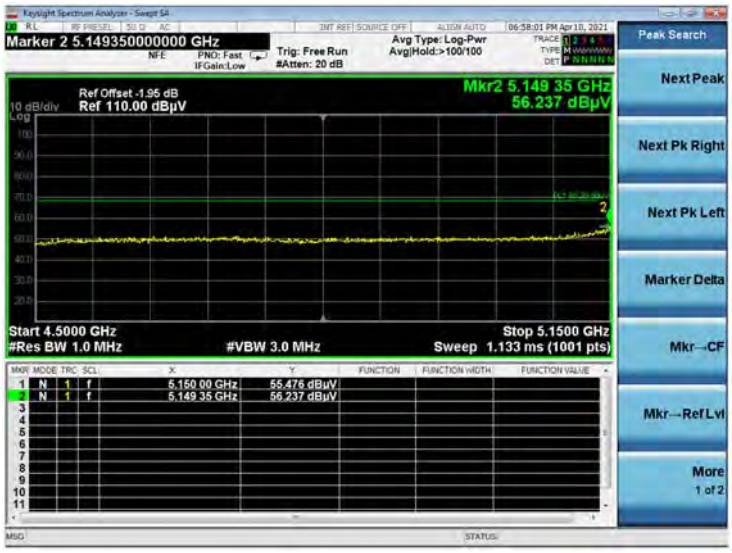

U-NII-1 11n20 CH36 AV

U-NII-1 11n20 CH48 Peak

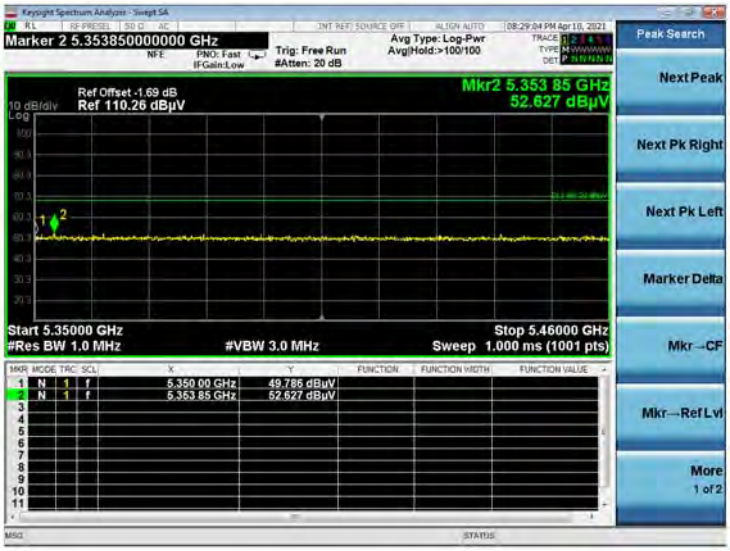

U-NII-1 11n40 CH38 Peak

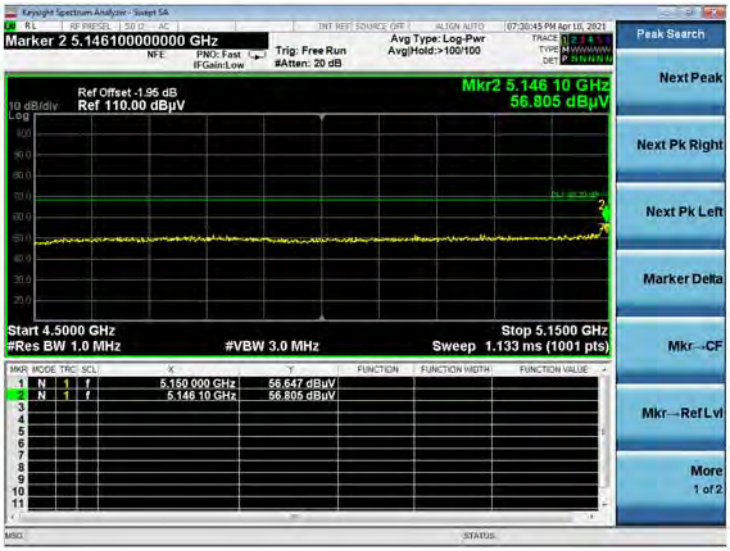

U-NII-1 11n40 CH38 AV

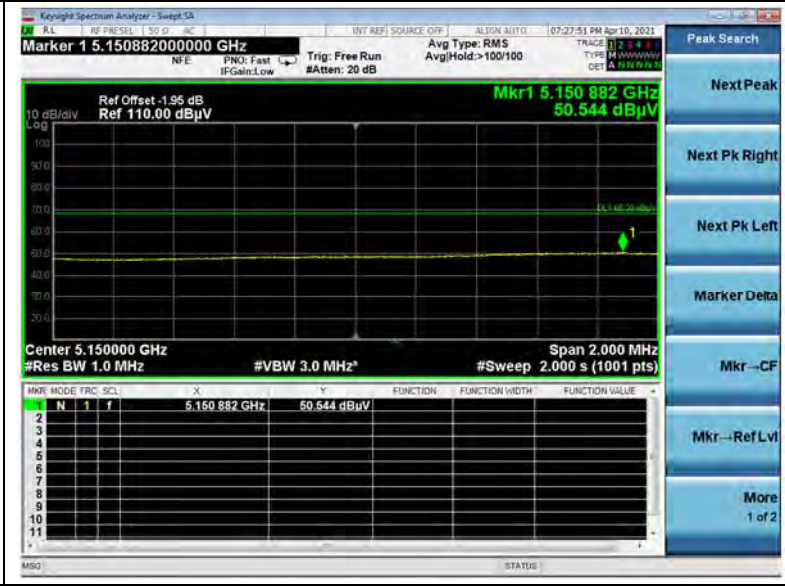

U-NII-1 11n40 CH46 Peak

U-NII-1 11ac20 CH36 Peak

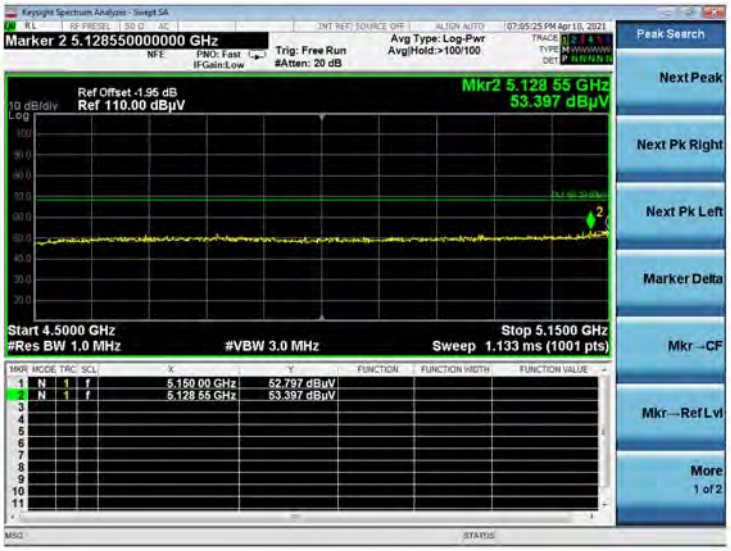

U-NII-1 11ac20 CH48 Peak

U-NII-1 11ac40 CH38 Peak

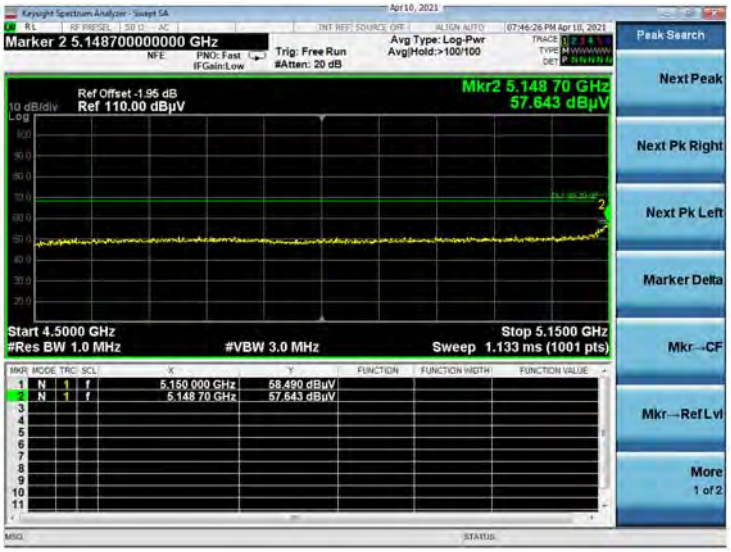

U-NII-1 11ac40 CH38 AV

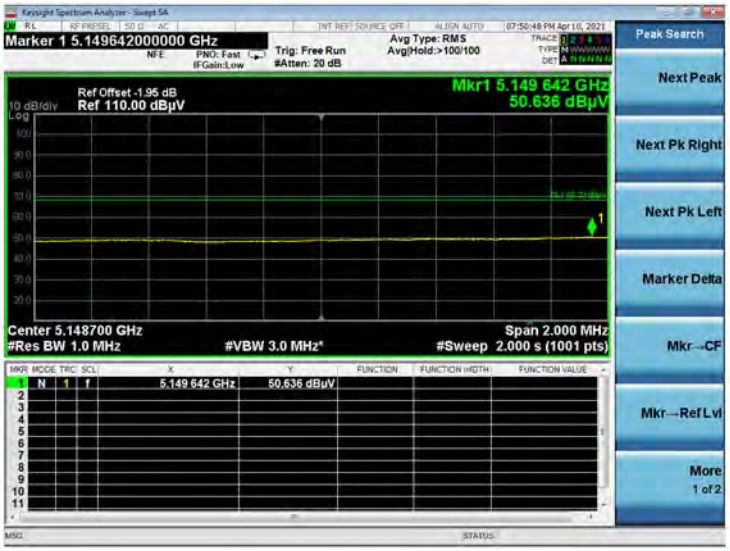

U-NII-1 11ac40 CH46 Peak

U-NII-1 11ac80 CH42 Peak

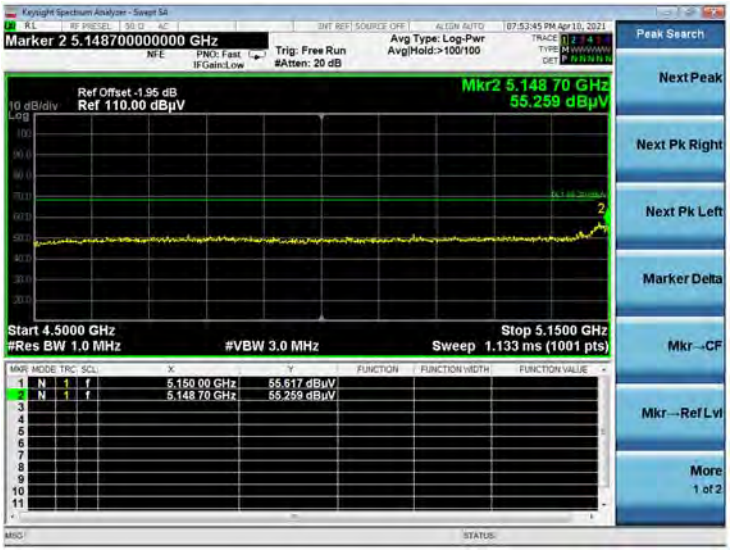

U-NII-1 11ac80 CH42 AV

U-NII-2A 11a CH52 Peak

U-NII-2A 11a CH64 Peak

U-NII-2A 11a CH64 AV

U-NII-2A 11n20 CH52 Peak

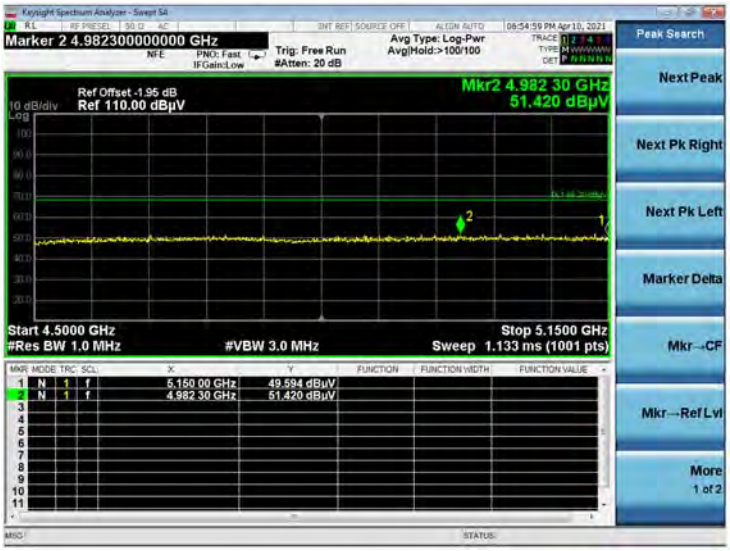

U-NII-2A 11n20 CH64 Peak

U-NII-2A 11n20 CH64 AV

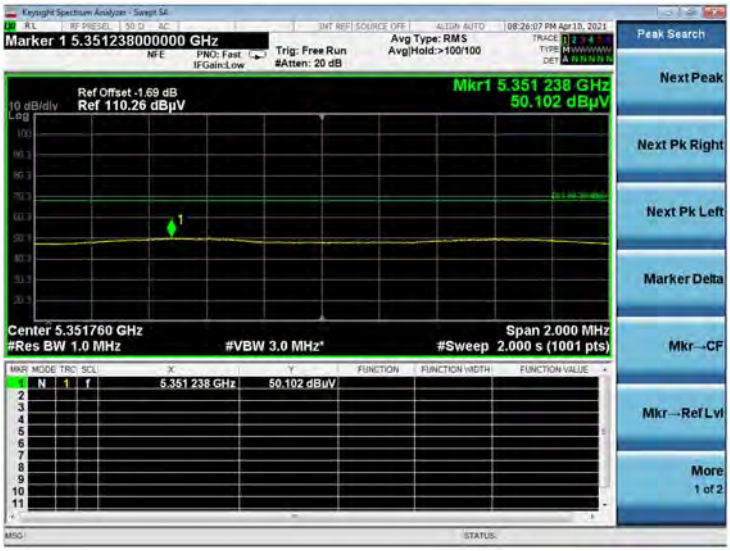

U-NII-2A 11n40 CH54 Peak

U-NII-2A 11n40 CH62 Peak

U-NII-2A 11n40 CH62 AV

U-NII-2A 11ac20 CH52 Peak

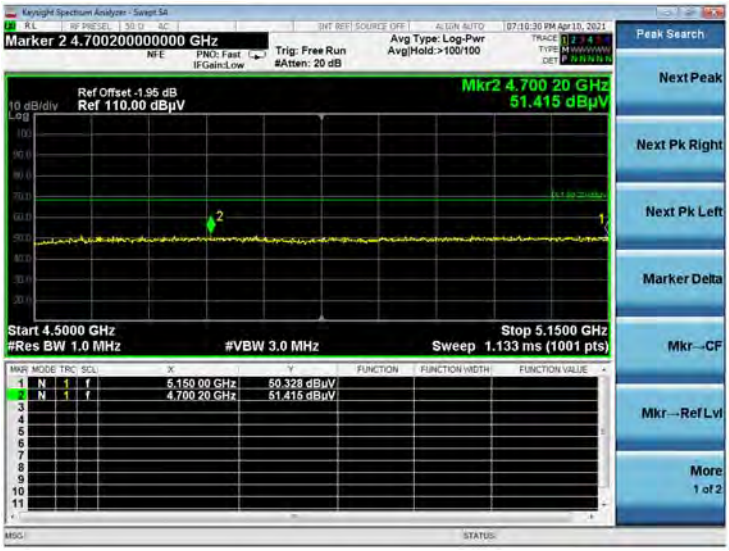

U-NII-2A 11ac20 CH64 Peak

U-NII-2A 11ac20 CH64 AV

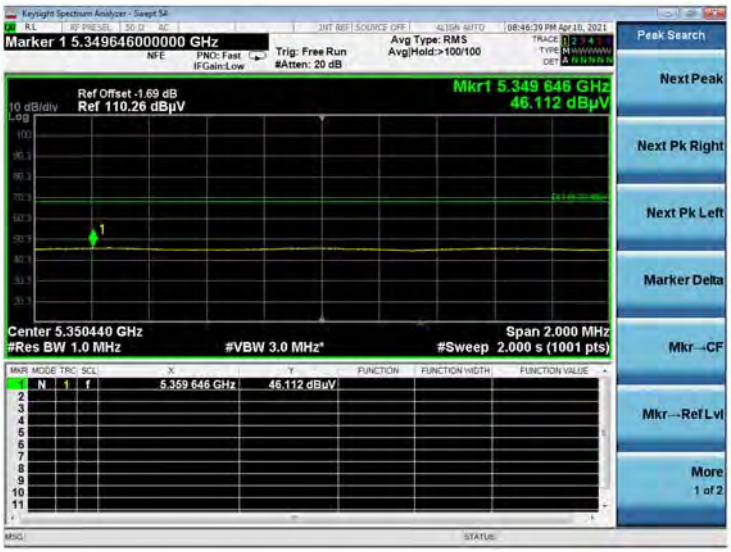

U-NII-2A 11ac40 CH54 Peak

U-NII-2A 11ac40 CH62 Peak

U-NII-2A 11ac40 CH62 Peak

U-NII-2A 11ac80 CH58 Peak

U-NII-2C 11a CH100 Peak

U-NII-2C 11a CH100 AV

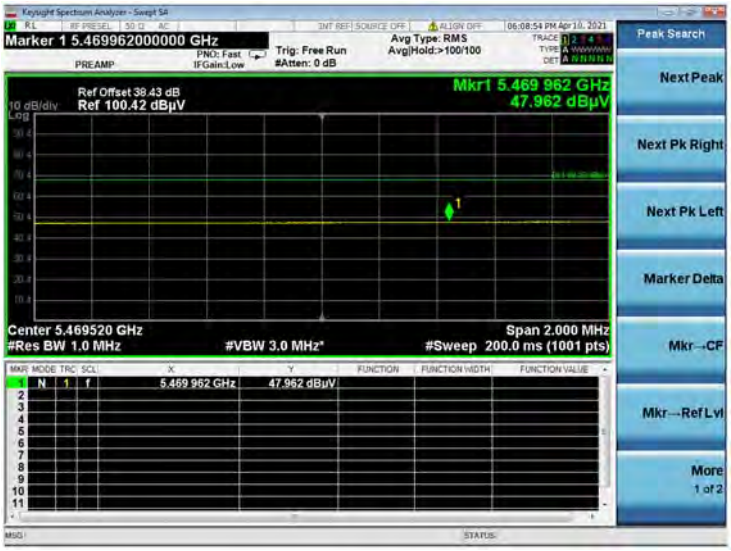

U-NII-2C 11a CH140 Peak

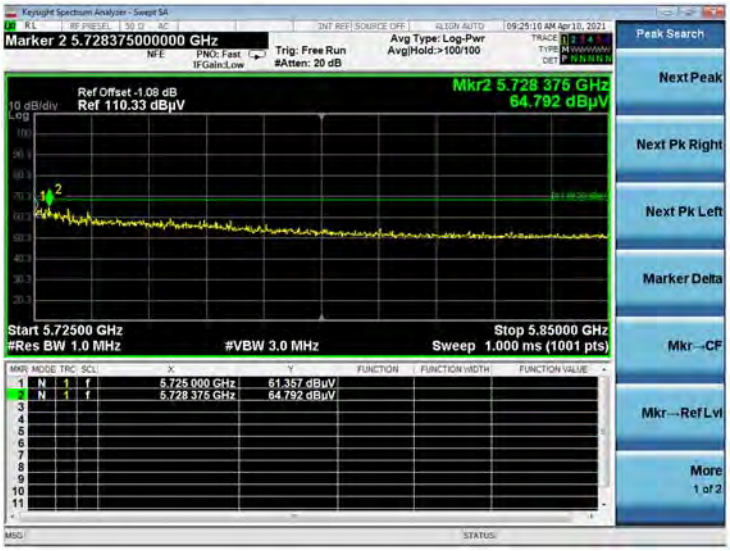

U-NII-2C 11n20 CH100 Peak

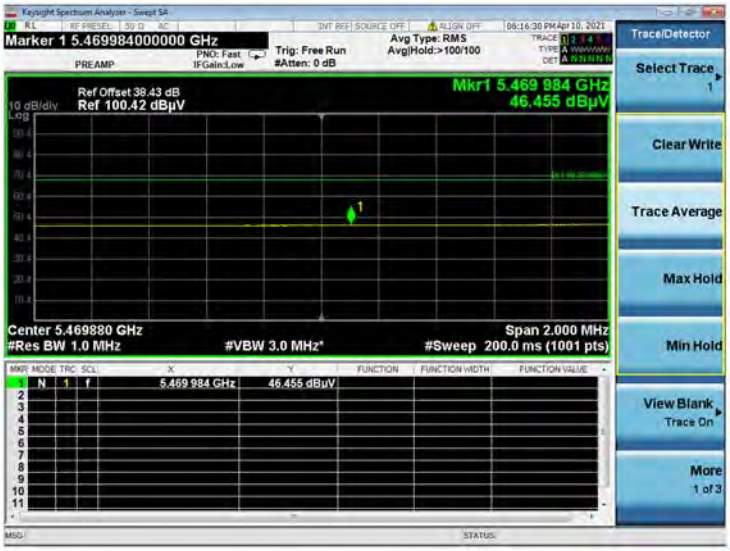

U-NII-2C 11n20 CH100 AV

U-NII-2C 11n20 CH140 Peak

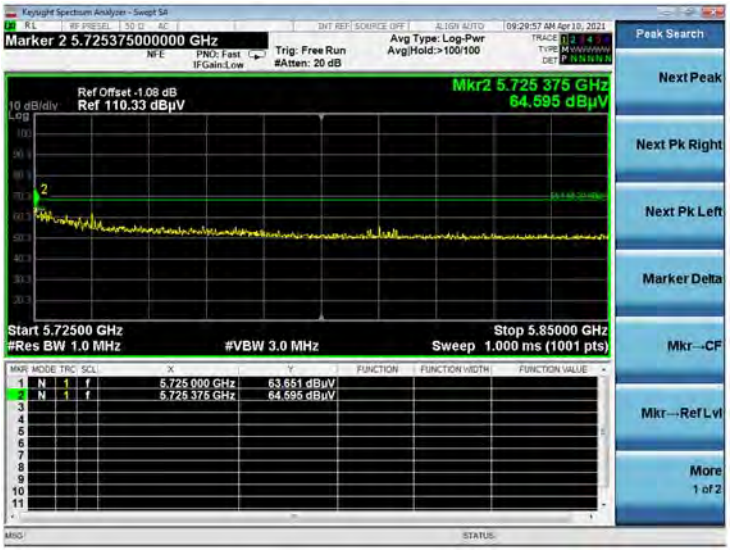

U-NII-2C 11n40 CH102 Peak

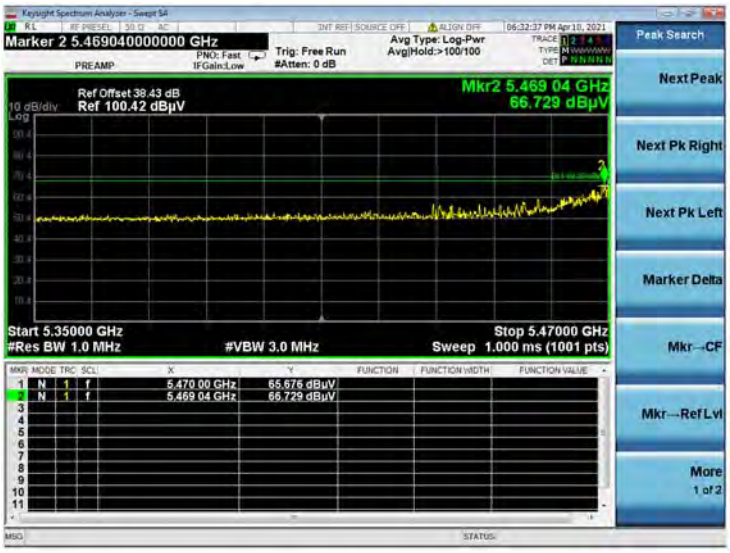

U-NII-2C 11n40 CH102 AV

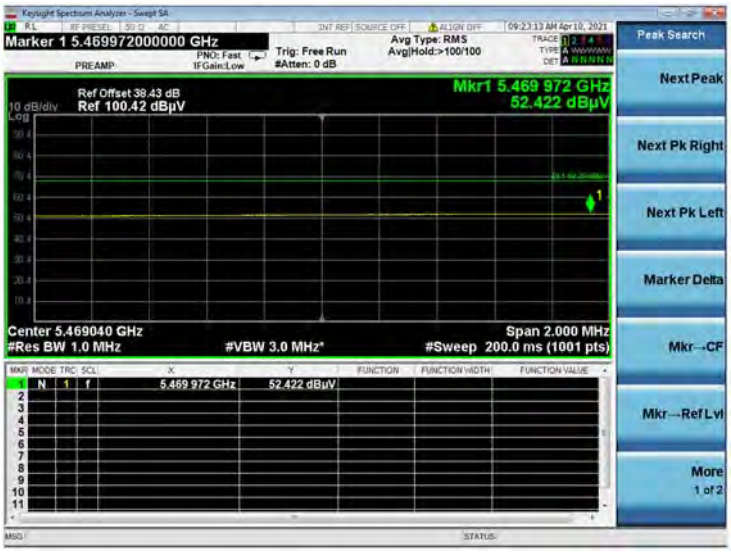

U-NII-2C 11n40 CH134 Peak

U-NII-2C 11ac20 CH100 Peak

U-NII-2C 11ac20 CH100 AV

U-NII-2C 11ac20 CH140 Peak

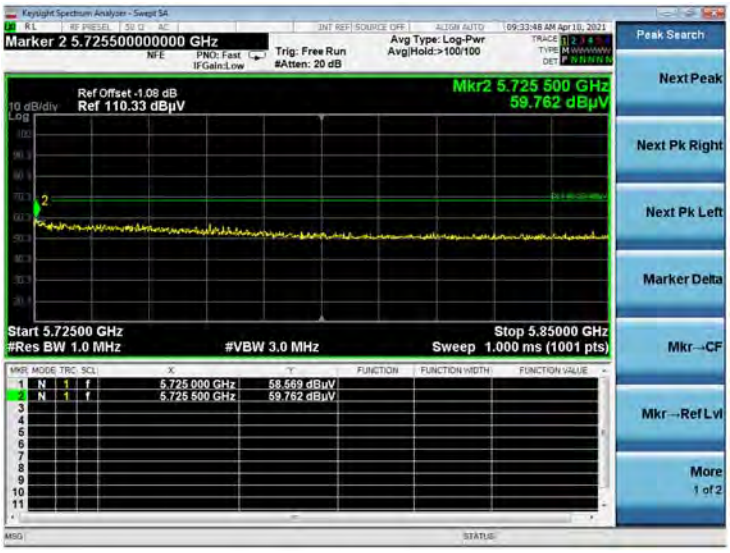

U-NII-2C 11ac40 CH102 Peak

U-NII-2C 11ac40 CH102 AV

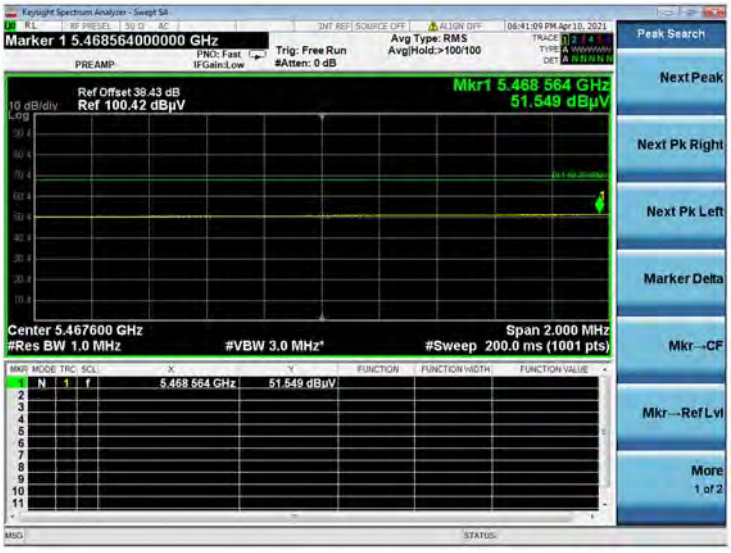

U-NII-2C 11ac40 CH134 Peak

U-NII-2C 11ac80 CH106 Peak

U-NII-3 11a CH149 Peak

U-NII-3 11a CH165 Peak

U-NII-3 11n20 CH149 Peak

U-NII-3 11n20 CH165 Peak

U-NII-3 11n40 CH151 Peak

U-NII-3 11n40 CH159 Peak

U-NII-3 11ac20 CH149 Peak

U-NII-3 11ac20 CH165 Peak

U-NII-3 11ac40 CH151 Peak

U-NII-3 11ac40 CH159 Peak

U-NII-3 11ac80 CH155 Peak

ANNEX B TEST SETUP PHOTOS

Please refer the document “BL-EC2030005-AR.PDF”.

ANNEX C EUT EXTERNAL PHOTOS

Please refer the document “BL-EC2030005-AW.PDF”.

ANNEX D EUT INTERNAL PHOTOS

Please refer the document “BL-EC2030005-AI.PDF”.

--END OF REPORT--