## Appendix G. Test Setup Photograph

**<AC Power Line Conducted Emission>**

Description： Front View of Conducted Emission Test Setup

Description： Rear View of Conducted Emission Test Setup



**<Radiated Emission>**

**Test Mode: Mode 1**

Description： Front View of Radiated Emission Test Setup (30 MHz ~ 1 GHz)



Description： Rear View of Radiated Emission Test Setup (30 MHz ~ 1 GHz)



**Test Mode: Mode 2**

Description： Front View of Radiated Emission Test Setup (30 MHz ~ 1 GHz)



Description： Rear View of Radiated Emission Test Setup (30 MHz ~ 1 GHz)



**Test Mode: Mode 1**

Description： Front View of Radiated Emission Test Setup (Above 1 GHz)



Description： Rear View of Radiated Emission Test Setup (Above 1 GHz)



**Test Mode: Mode 2**

Description： Front View of Radiated Emission Test Setup (Above 1 GHz)



Description： Rear View of Radiated Emission Test Setup (Above 1 GHz)