Figure 3
Medical Grade Mobile Tablet PC With Docking,
General Appearance (Front, Top & Side View)

Figure 4
Medical Grade Mobile Tablet PC With Docking,
General Appearance (Back, Bottom & Side View)

Figure 5
Medical Grade Mobile Tablet PC, General Appearance (Front, Top & Side View)

Figure 6
Medical Grade Mobile Tablet PC, General Appearance (Back, Bottom & Side View)

Figure 7
Medical Grade Mobile Tablet PC, General Appearance (IO View)

Figure 8
Medical Grade Mobile Tablet PC, General Appearance (IO View)

Figure 9
Medical Grade Mobile Tablet PC, General Appearance (IO View)

Figure 10
Medical Grade Mobile Tablet PC, General Appearance (Remove USB Cover)

Figure 11
Medical Grade Mobile Tablet PC, General Appearance (Remove USB Cover #1)



Figure 12
Medical Grade Mobile Tablet PC, General Appearance (Remove USB Cover #2)



Figure 13
Barcode Scanner mPAD, General Appearance (Front, Top & Side View)

Figure 14
Barcode Scanner mPAD, General Appearance (Back, Bottom & Side View)

Figure 15
SCR mPAD, General Appearance (Front, Top & Side View)

Figure 16
SCR mPAD, General Appearance (Back, Bottom & Side View)



Figure 17
MSR Module, General Appearance (Front, Top & Side View)



Figure 18
MSR Module, General Appearance (Back, Bottom & Side View)

Figure 19
USB Ethernet mPAD, General Appearance (Front, Top & Side View)

Figure 20
USB Ethernet mPAD, General Appearance (Back, Bottom & Side View)

Figure 21
12" Pad Docking, General Appearance (Front View)

Figure 22
12" Pad Docking, General Appearance (Back View)

Figure 23
12" Pad Docking, General Appearance (Top View)

Figure 24
12" Pad Docking, General Appearance (Bottom View)

Figure 25
AC Adapter, General Appearance (Front, Top & Side View)

Figure 26
AC Adapter, General Appearance (Back, Bottom & Side View)



Figure 27
AC Adapter, General Appearance (Label View)

Figure 28
30 Pin to USB Cable



Figure 29
30 Pin to HDMI Cable

Figure 30
30 Pin to DC Jack Cable