Appendix: 2.4G WIFI

Contents

Appendix A: DTS Bandwidth 3
Test Result 3
Test Graphs 4
Appendix B: Occupied Channel Bandwidth 13
Test Result 13
Test Graphs 14
Appendix C: Maximum conducted output power 23
Test Result 23
Appendix D: Maximum power spectral density 24
Test Result 24
Test Graphs 25
Appendix E: Band edge measurements 37
Test Result 37
Test Graphs 38
Appendix F: Conducted Spurious Emission 44
Test Result 44
Test Graphs 46
Appendix G: Duty Cycle 73
Test Result 73
Test Graphs 74

Appendix A: DTS Bandwidth

Test Result

TestMode	Antenna	Channel	DTS BW [MHz]	FL[MHz]	FH[MHz]	Limit[MHz]	Verdict
11B	Ant1	2412	7.120	2408.440	2415.560	0.5	PASS
	Ant2	2412	6.640	2408.480	2415.120	0.5	PASS
	Ant1	2437	8.120	2432.960	2441.080	0.5	PASS
	Ant2	2437	8.080	2432.960	2441.040	0.5	PASS
	Ant1	2462	7.160	2458.440	2465.600	0.5	PASS
	Ant2	2462	7.640	2457.960	2465.600	0.5	PASS
11G	Ant1	2412	16.440	2403.800	2420.240	0.5	PASS
	Ant2	2412	16.480	2403.800	2420.280	0.5	PASS
	Ant1	2437	16.440	2428.800	2445.240	0.5	PASS
	Ant2	2437	16.440	2428.800	2445.240	0.5	PASS
	Ant1	2462	16.360	2453.840	2470.200	0.5	PASS
	Ant2	2462	16.440	2453.800	2470.240	0.5	PASS
11N20SISO	Ant1	2412	17.400	2403.400	2420.800	0.5	PASS
	Ant2	2412	17.400	2403.440	2420.840	0.5	PASS
	Ant1	2437	17.680	2428.200	2445.880	0.5	PASS
	Ant2	2437	17.680	2428.160	2445.840	0.5	PASS
	Ant1	2462	17.680	2453.200	2470.880	0.5	PASS
	Ant2	2462	17.680	2453.160	2470.840	0.5	PASS

Test Graphs

11B_Ant1_2412

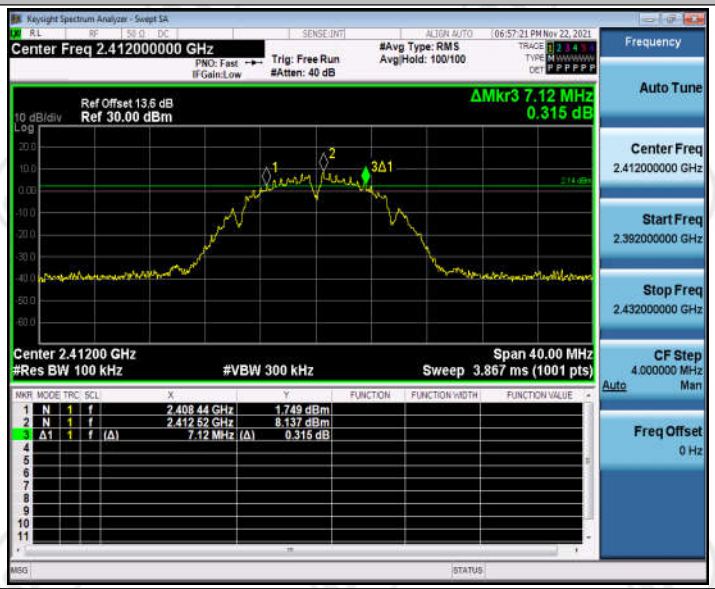

11B_Ant2_2412

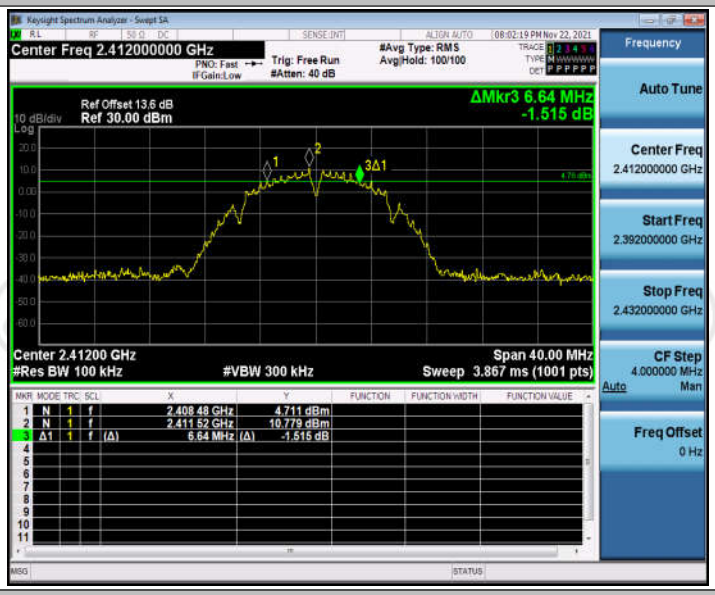

11B_Ant1_2437

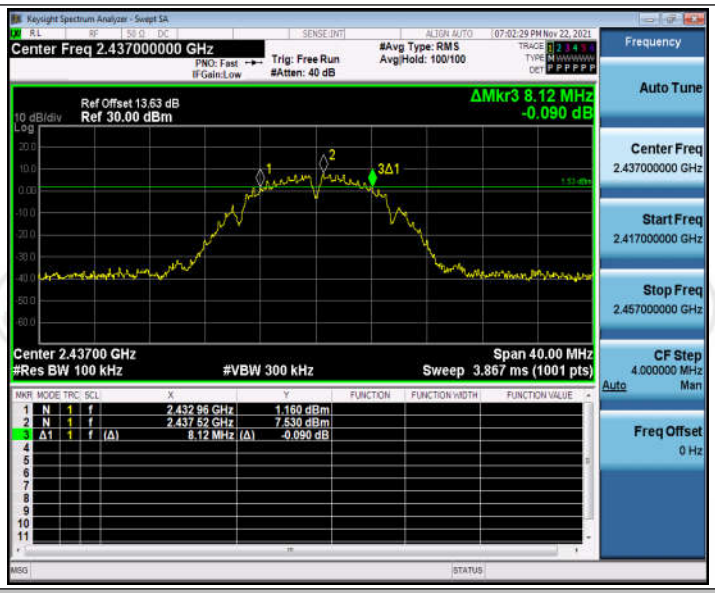

11B_Ant2_2437

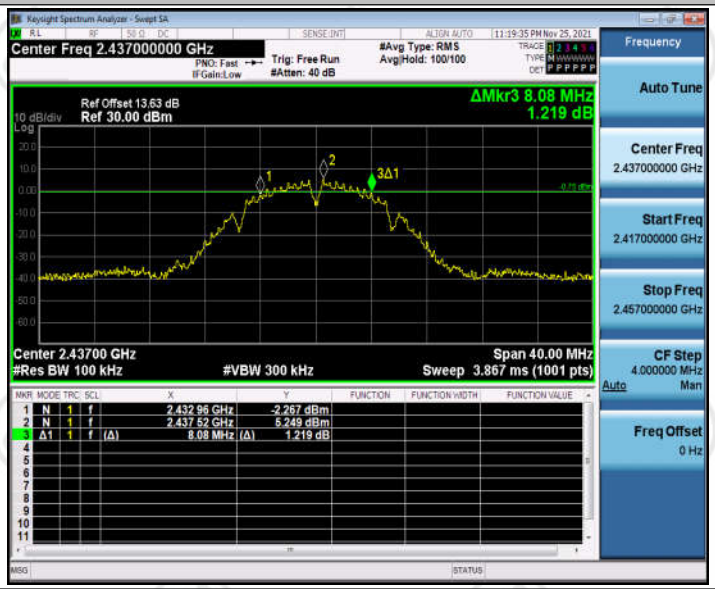

11B_Ant1_2462

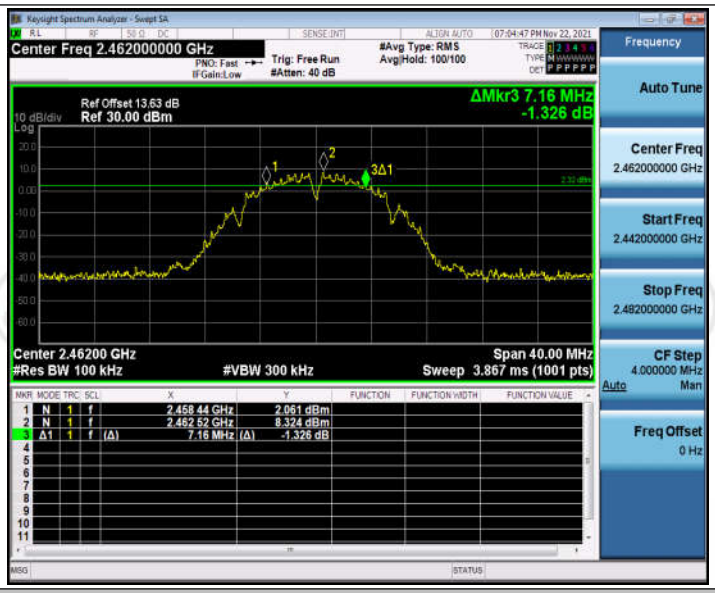

11B_Ant2_2462

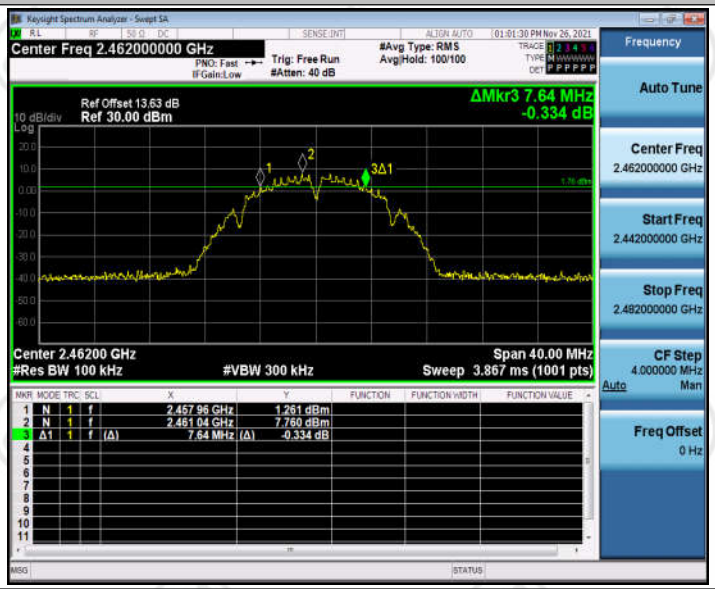

11G_Ant1_2412

11G_Ant2_2412

11G_Ant1_2437

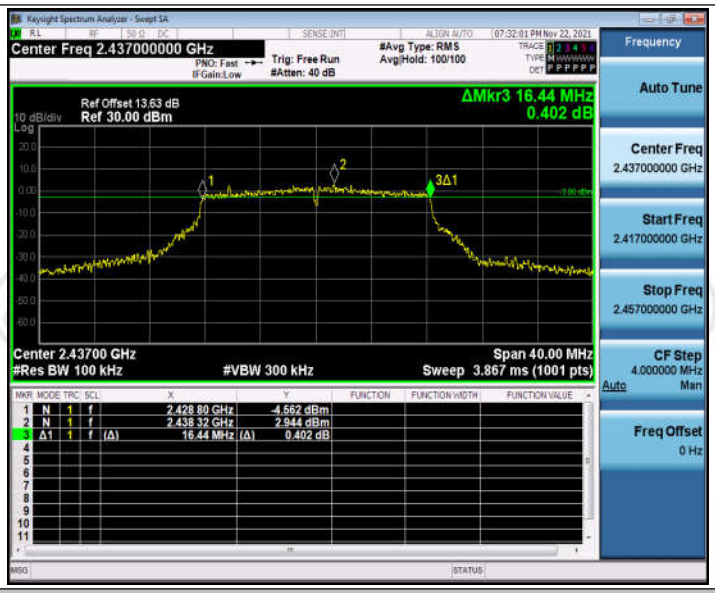

11G_Ant2_2437

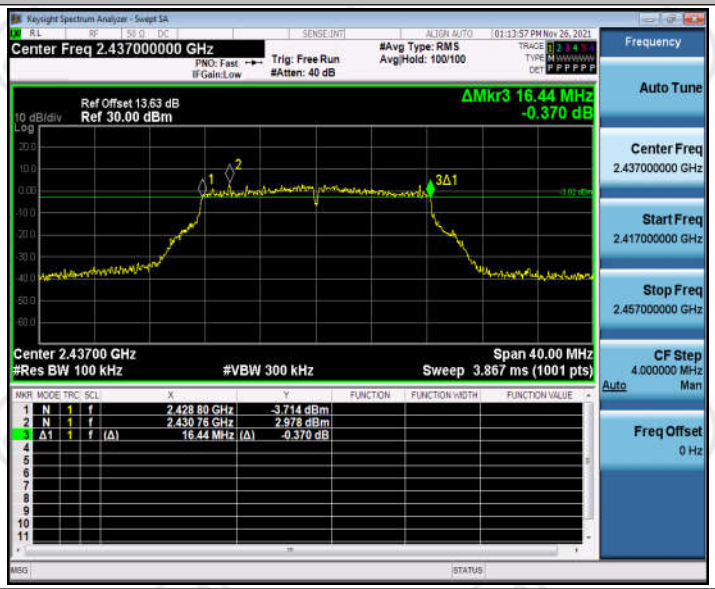

11G_Ant1_2462

11G_Ant2_2462

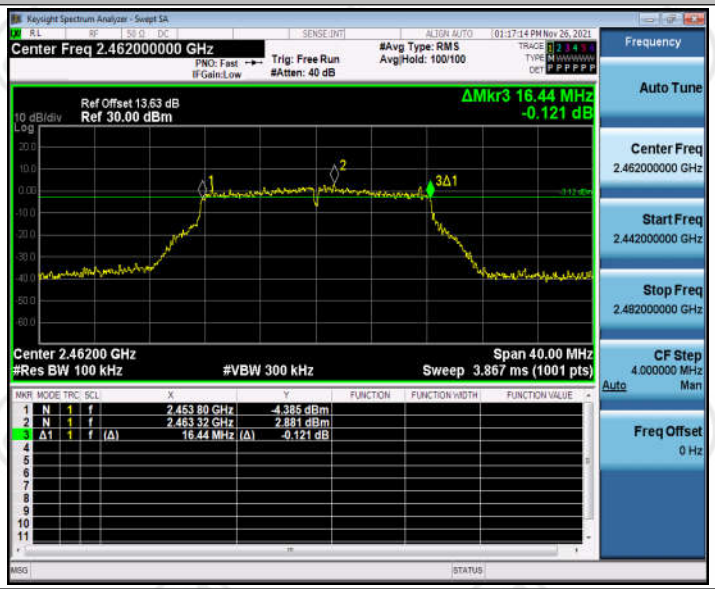

11N20SISO_Ant1_2412

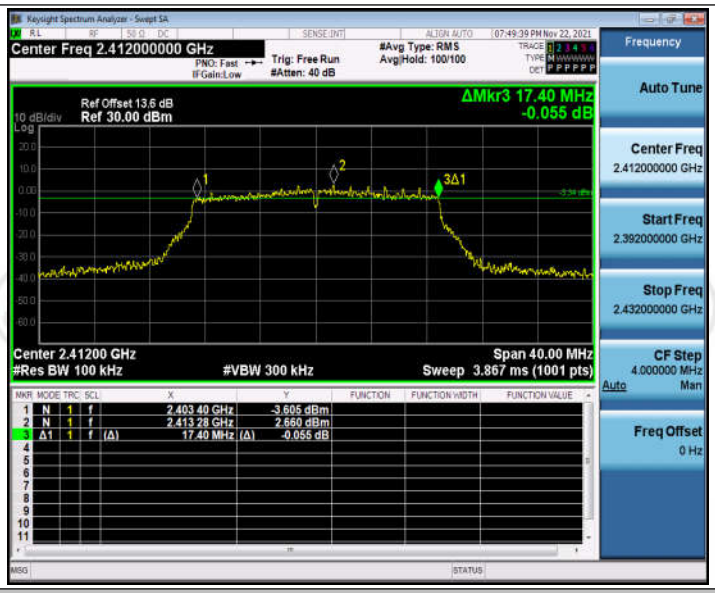

11N20SISO_Ant2_2412

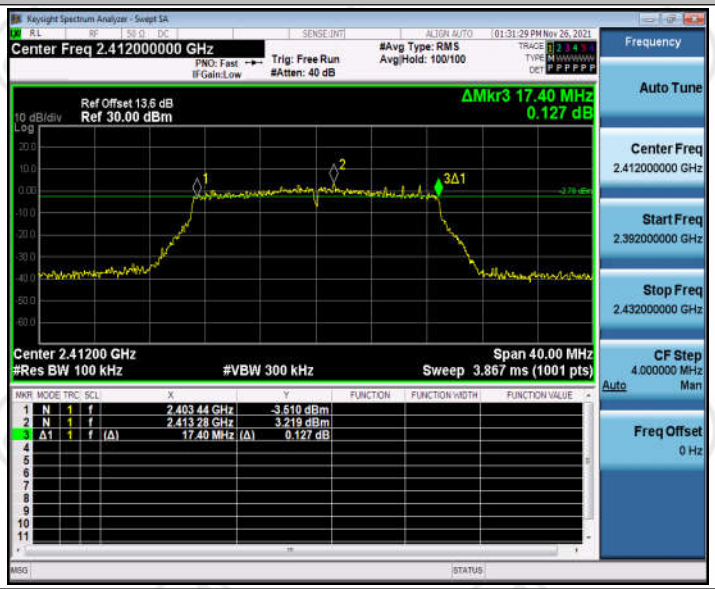

11N20SISO_Ant1_2437

11N20SISO_Ant2_2437

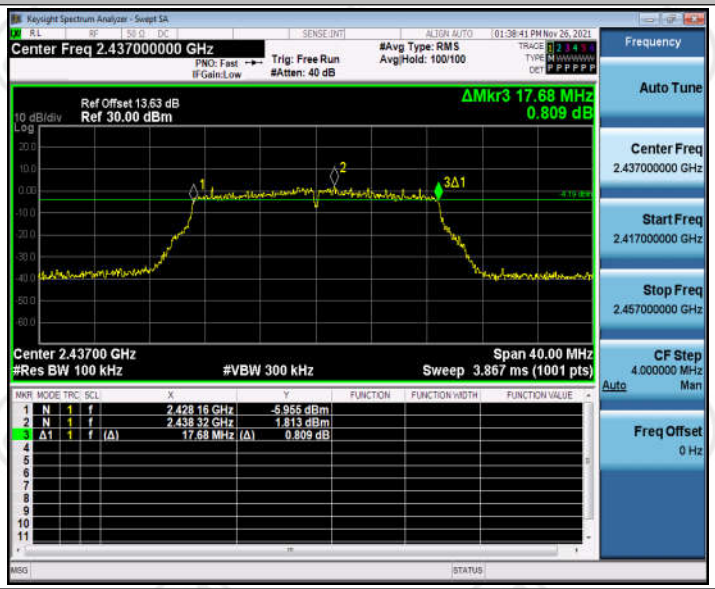

11N20SISO_Ant1_2462

11N20SISO_Ant2_2462

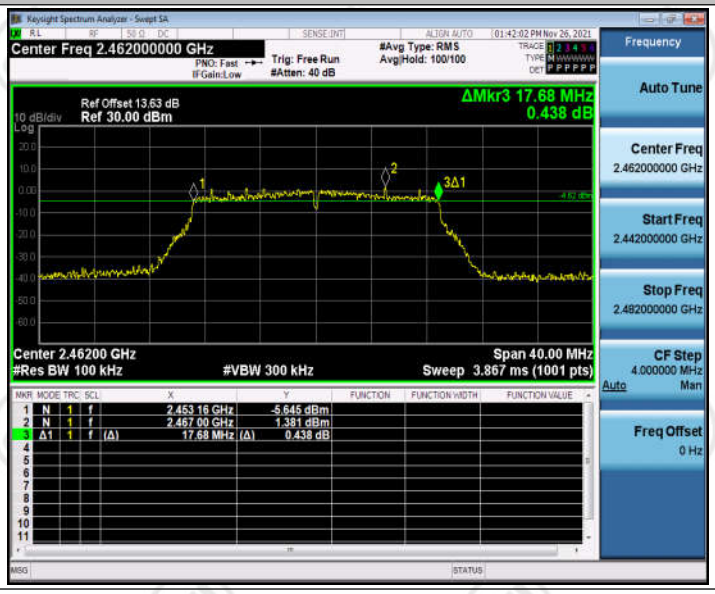

Appendix B: Occupied Channel Bandwidth

Test Result

TestMode	Antenna	Channel	OCB [MHz]	FL[MHz]	FH[MHz]	Limit[MHz]	Verdict
11B	Ant1	2412	11.526	2406.380	2417.906	---	PASS
	Ant2	2412	11.254	2406.438	2417.692	---	PASS
	Ant1	2437	11.608	2431.310	2442.918	---	PASS
	Ant2	2437	12.091	2430.960	2443.051	---	PASS
	Ant1	2462	11.479	2456.421	2467.900	---	PASS
	Ant2	2462	11.476	2456.312	2467.788	---	PASS
11G	Ant1	2412	17.423	2403.416	2420.839	---	PASS
	Ant2	2412	17.203	2403.419	2420.622	---	PASS
	Ant1	2437	17.269	2428.431	2445.700	---	PASS
	Ant2	2437	17.131	2428.441	2445.572	---	PASS
	Ant1	2462	17.216	2453.471	2470.687	---	PASS
	Ant2	2462	17.246	2453.415	2470.661	---	PASS
11N20SISO	Ant1	2412	18.209	2402.950	2421.159	---	PASS
	Ant2	2412	18.233	2402.915	2421.148	---	PASS
	Ant1	2437	18.256	2427.968	2446.224	---	PASS
	Ant2	2437	18.180	2427.950	2446.130	---	PASS
	Ant1	2462	18.257	2452.971	2471.228	---	PASS
	Ant2	2462	18.219	2452.914	2471.133	---	PASS

Test Graphs

11B_Ant1_2412

11B_Ant2_2412

11B_Ant1_2437

11B_Ant2_2437

11B_Ant1_2462

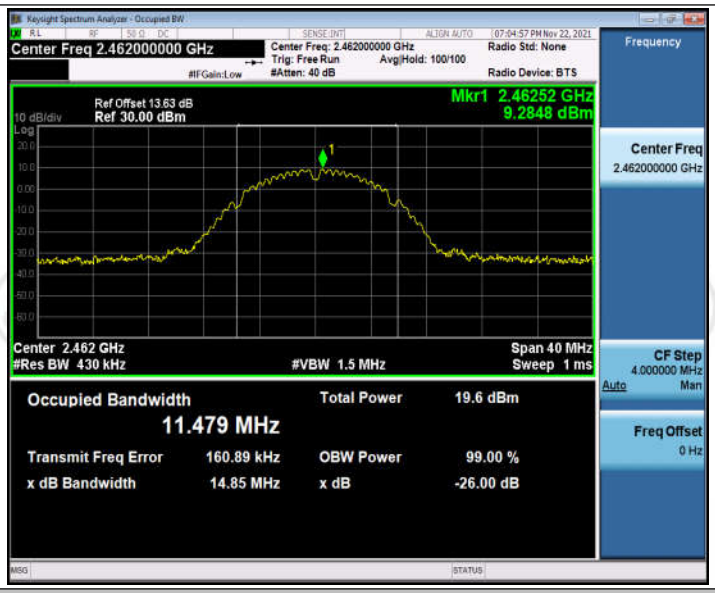

11B_Ant2_2462

11G_Ant1_2412

11G_Ant2_2412

11G_Ant1_2437

11G_Ant2_2437

11G_Ant1_2462

11G_Ant2_2462

11N20SISO_Ant1_2412

11N20SISO_Ant2_2412

11N20SISO_Ant1_2437

11N20SISO_Ant2_2437

11N20SISO_Ant1_2462

11N20SISO_Ant2_2462

Appendix C: Maximum conducted output power

Test Result

TestMode	Antenna	Channel	Result[dBm]	Limit[dBm]	Verdict
11B	Ant1	2412	16.50	<=30	PASS
	Ant2	2412	16.39	<=30	PASS
	Ant1	2437	16.44	<=30	PASS
	Ant2	2437	16.32	<=30	PASS
	Ant1	2462	16.60	<=30	PASS
	Ant2	2462	16.21	<=30	PASS
11G	Ant1	2412	15.33	<=30	PASS
	Ant2	2412	15.72	<=30	PASS
	Ant1	2437	15.12	<=30	PASS
	Ant2	2437	15.46	<=30	PASS
	Ant1	2462	14.96	<=30	PASS
	Ant2	2462	15.21	<=30	PASS
11N20SISO	Ant1	2412	14.17	<=30	PASS
	Ant2	2412	14.46	<=30	PASS
	Ant1	2437	14.10	<=30	PASS
	Ant2	2437	14.31	<=30	PASS
	Ant1	2462	13.86	<=30	PASS
	Ant2	2462	14.22	<=30	PASS
11N20MIMO	Ant1	2412	10.53	<=30	PASS
	Ant2	2412	11.81	<=30	PASS
	total	2412	14.2	<=30	PASS
	Ant1	2437	10.41	<=30	PASS
	Ant2	2437	11.64	<=30	PASS
	total	2437	14.1	<=30	PASS
	Ant1	2462	10.27	<=30	PASS
	Ant2	2462	11.40	<=30	PASS
	total	2462	13.9	<=30	PASS

Note：The Duty Cycle Factor is compensated in the graph.

Appendix D: Maximum power spectral density

Test Result

TestMode	Antenna	Channel	Result[dBm/3-100kHz]	Limit[dBm/3kHz]	Verdict
11B	Ant1	2412	-11.19	<=8	PASS
	Ant2	2412	-12.01	<=8	PASS
	Ant1	2437	-12.45	<=8	PASS
	Ant2	2437	-12.16	<=8	PASS
	Ant1	2462	-12.33	<=8	PASS
	Ant2	2462	-12.38	<=8	PASS
11G	Ant1	2412	-15.4	<=8	PASS
	Ant2	2412	-15.05	<=8	PASS
	Ant1	2437	-15.37	<=8	PASS
	Ant2	2437	-12.04	<=8	PASS
	Ant1	2462	-16.22	<=8	PASS
	Ant2	2462	-15.53	<=8	PASS
11N20SISO	Ant1	2412	-16.9	<=8	PASS
	Ant2	2412	-16.64	<=8	PASS
	Ant1	2437	-17.09	<=8	PASS
	Ant2	2437	-16.8	<=8	PASS
	Ant1	2462	-17.4	<=8	PASS
	Ant2	2462	-16.81	<=8	PASS
11N20MIMO	Ant1	2412	-20.65	<=8	PASS
	Ant2	2412	-18.81	<=8	PASS
	total	2412	-16.62	<=8	PASS
	Ant1	2437	-20.38	<=8	PASS
	Ant2	2437	-19.88	<=8	PASS
	total	2437	-17.11	<=8	PASS
	Ant1	2462	-21.46	<=8	PASS
	Ant2	2462	-19.61	<=8	PASS
	total	2462	-17.43	<=8	PASS

Test Graphs

11B_Ant1_2412

11B_Ant2_2412

11B_Ant1_2437

11B_Ant2_2437

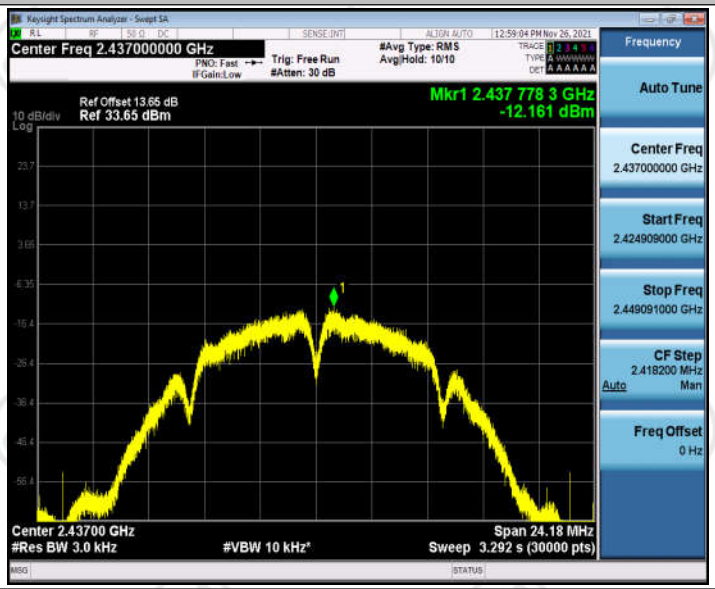

11B_Ant1_2462

11B_Ant2_2462

11G_Ant1_2412

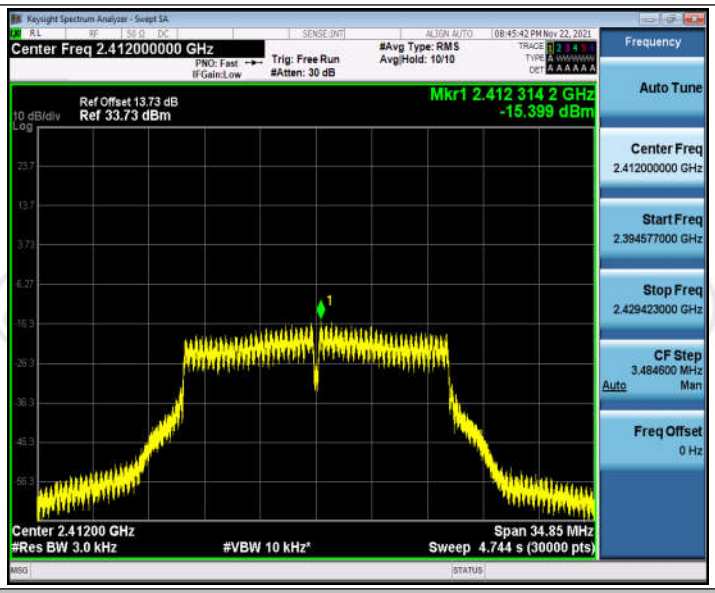

11G_Ant2_2412

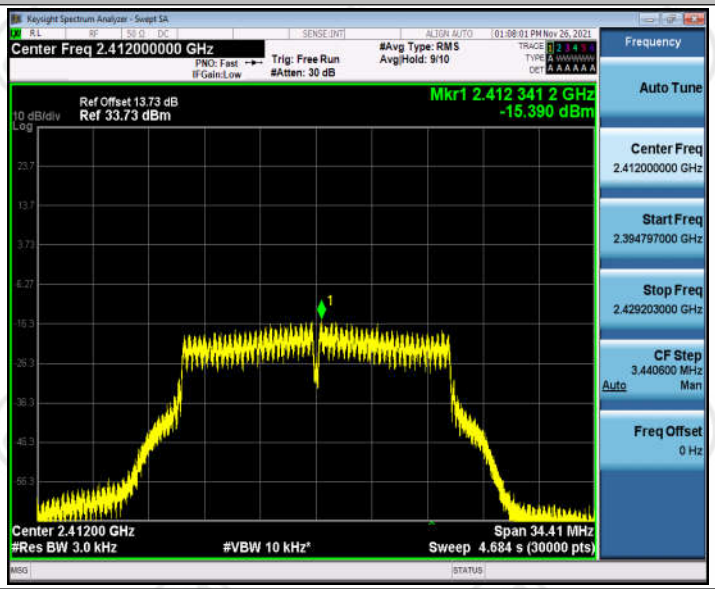

11G_Ant1_2437

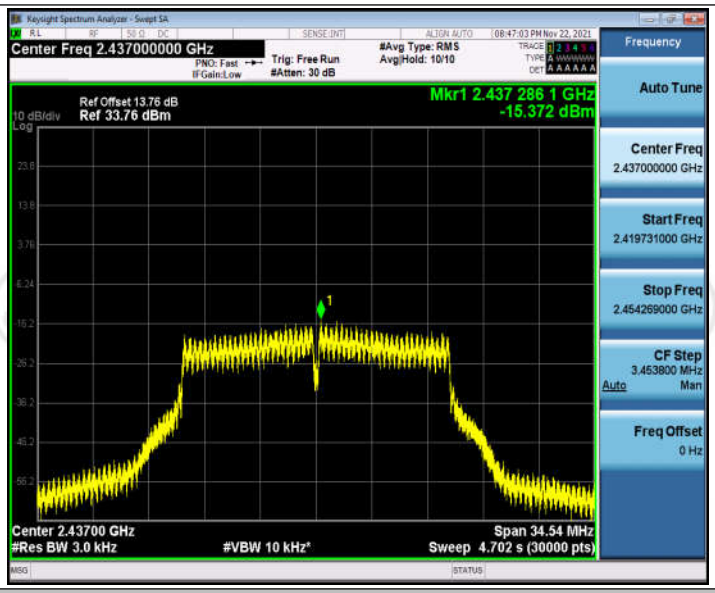

11G_Ant2_2437

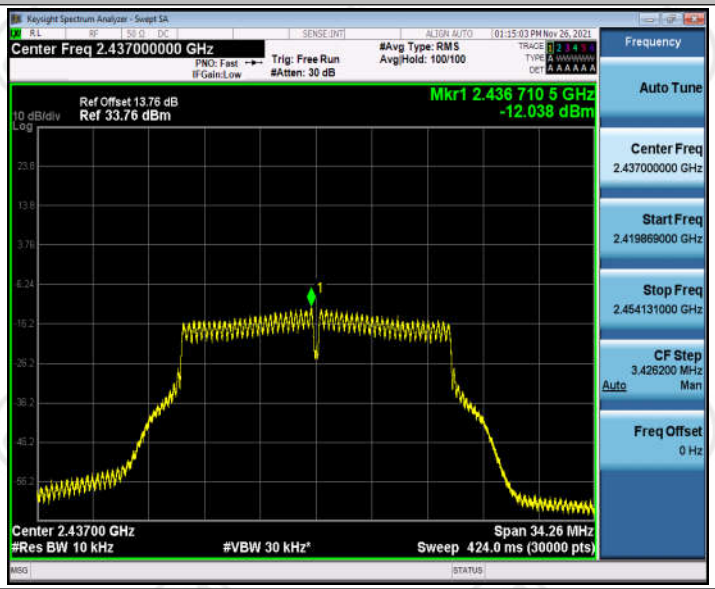

11G_Ant1_2462

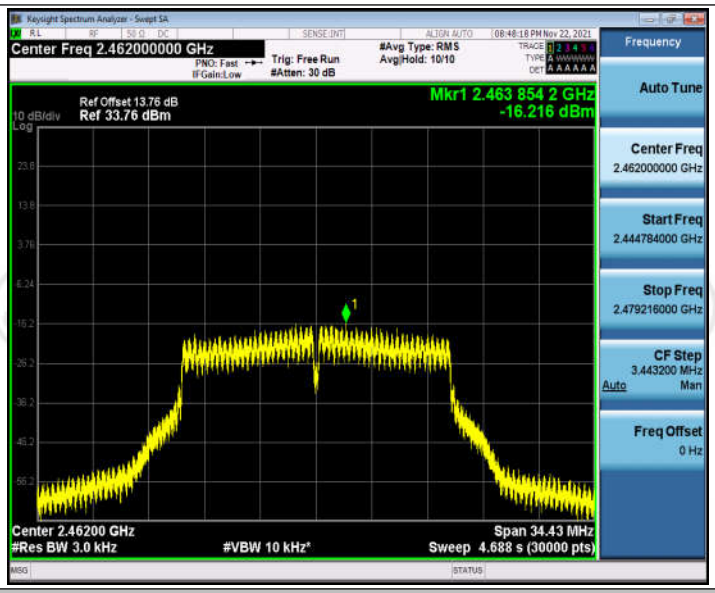

11G_Ant2_2462

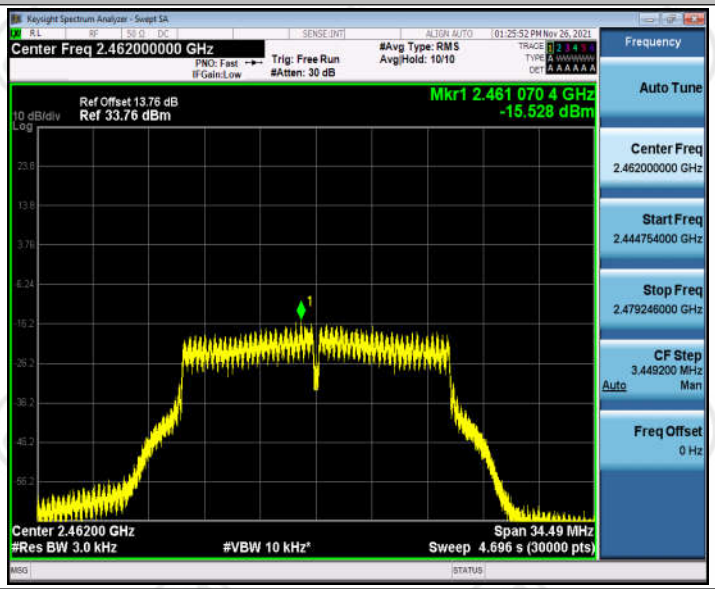

11N20SISO_Ant1_2412

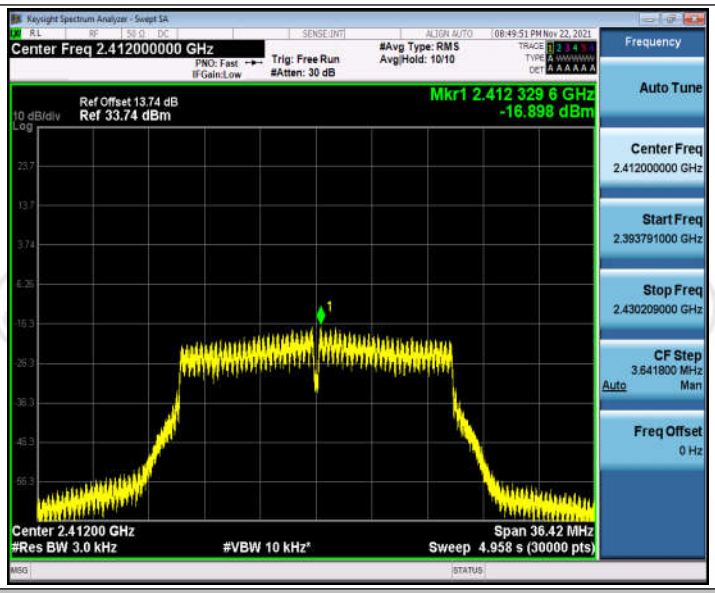

11N20SISO_Ant2_2412

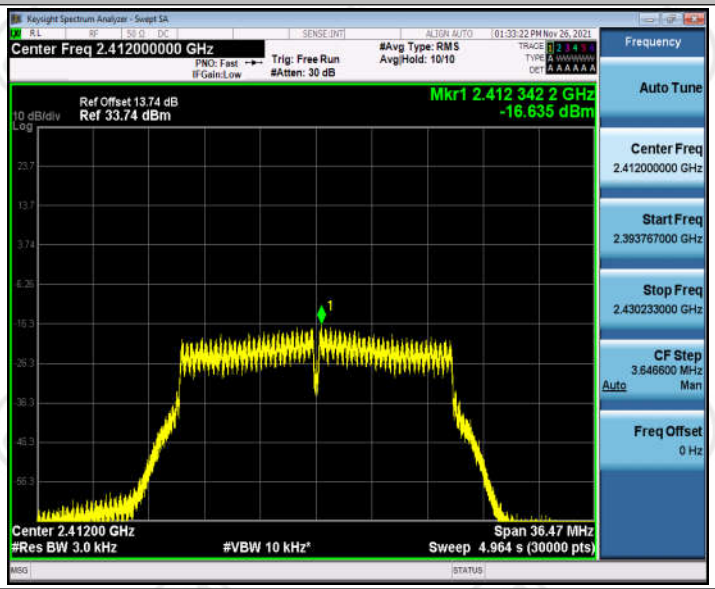

11N20SISO_Ant1_2437

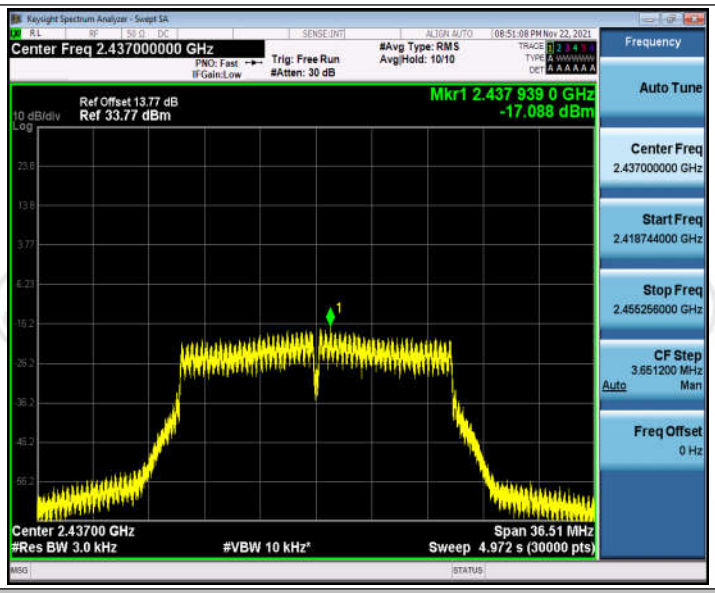

11N20SISO_Ant2_2437

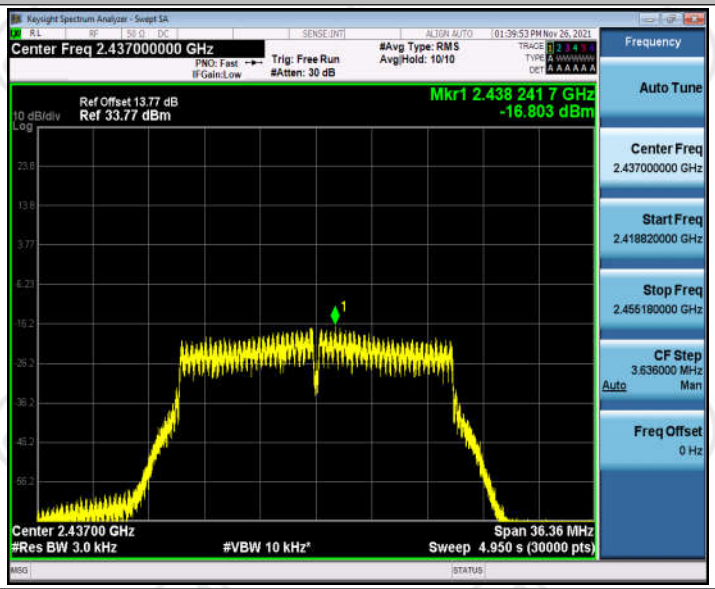

11N20SISO_Ant1_2462

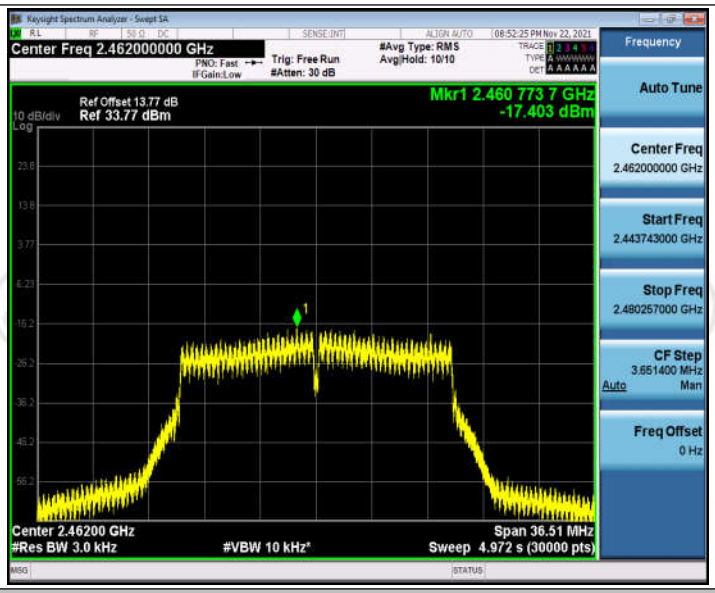

11N20SISO_Ant2_2462

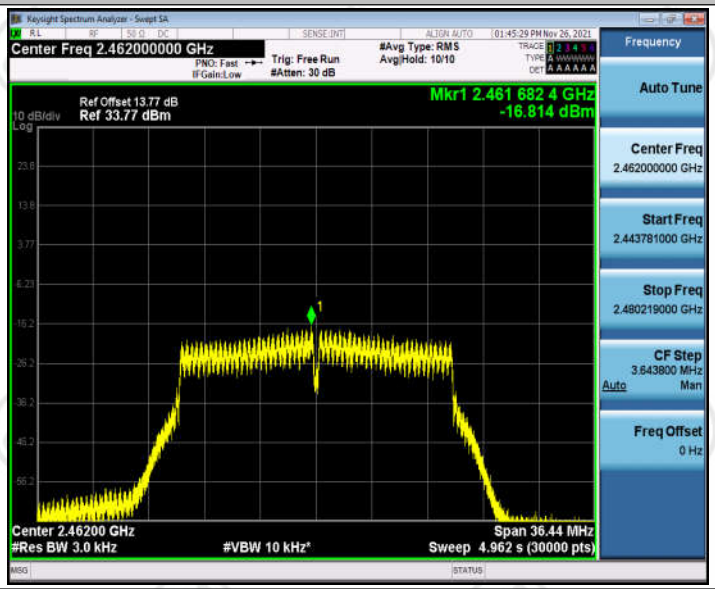

11N20MIMO_Ant1_2412

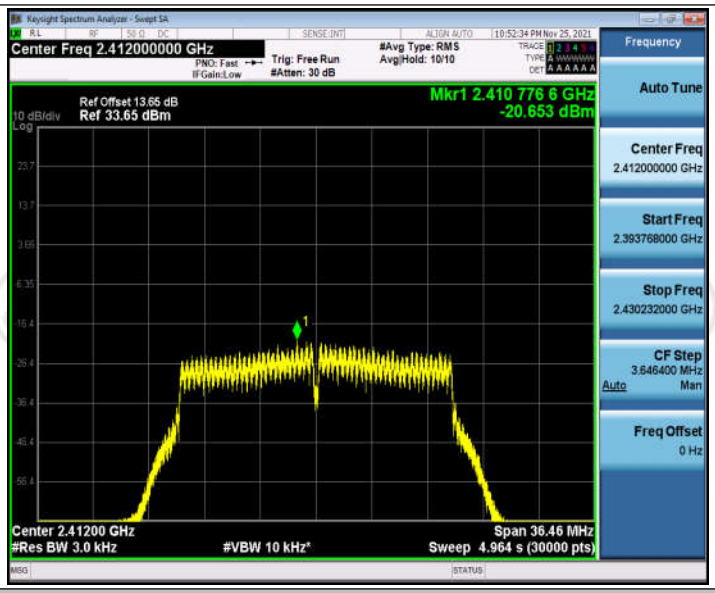

11N20MIMO_Ant2_2412

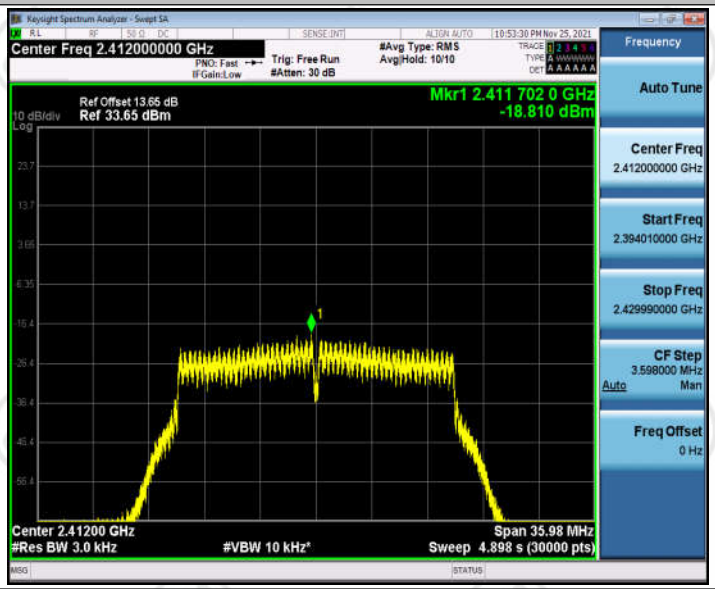

11N20MIMO_Ant1_2437

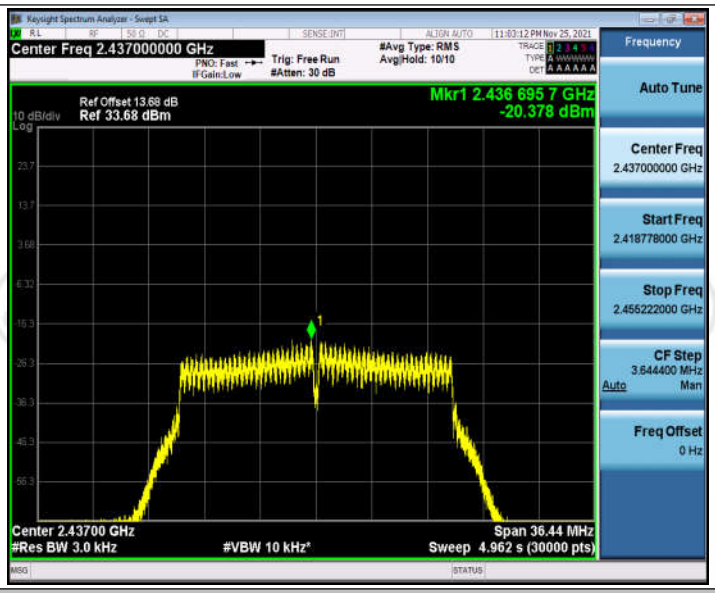

11N20MIMO_Ant2_2437

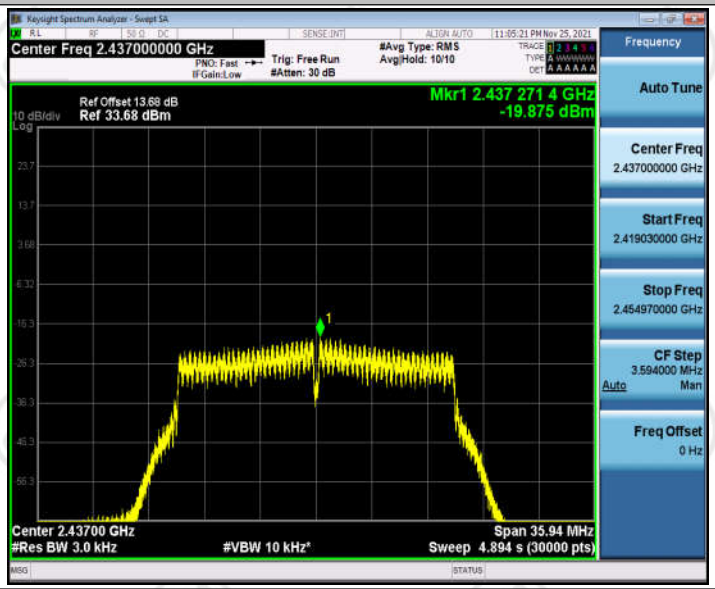

11N20MIMO_Ant1_2462

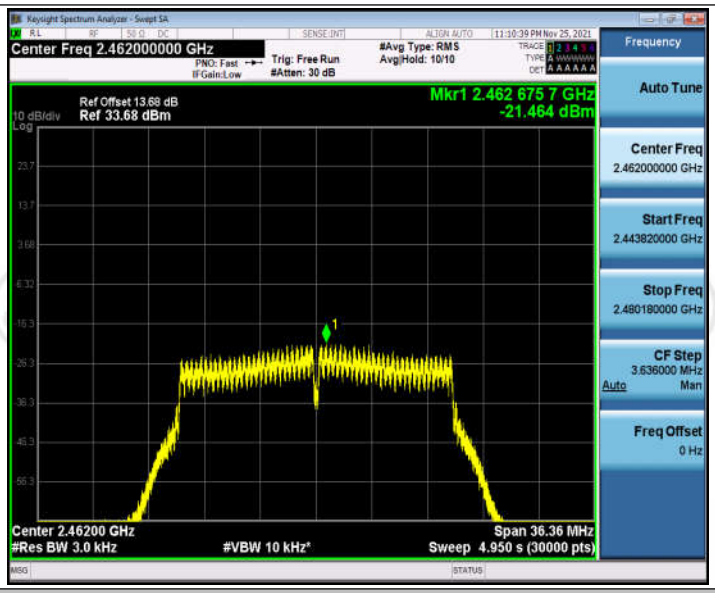

11N20MIMO_Ant2_2462

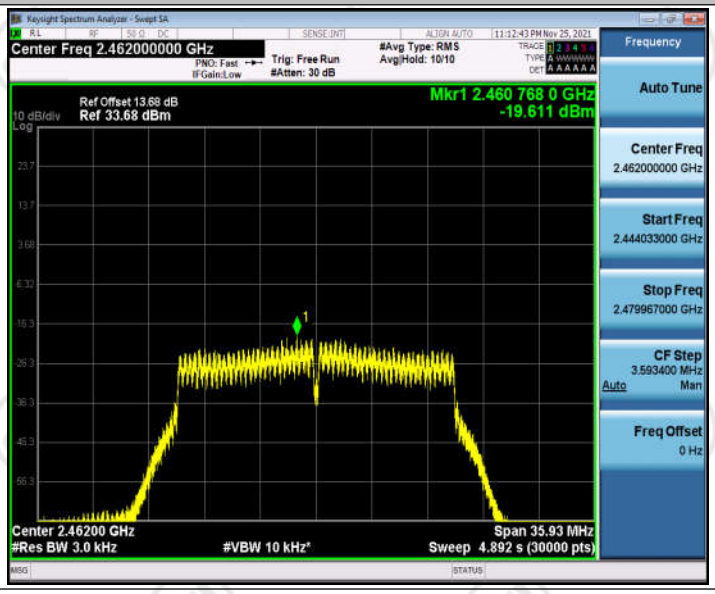

Appendix E: Band edge measurements

Test Result

TestMode	Antenna	ChName	Channel	RefLevel[dBm]	Result[dBm]	Limit[dBm]	Verdict
11B	Ant1	Low	2412	8.93	-41.14	<=-11.08	PASS
	Ant2	Low	2412	8.99	-41.43	<=-11.01	PASS
	Ant1	High	2462	8.41	-44.67	<=-11.59	PASS
	Ant2	High	2462	8.55	-44.94	<=-11.45	PASS
11G	Ant1	Low	2412	3.70	-33.09	<=-16.3	PASS
	Ant2	Low	2412	3.12	-32.59	<=-16.88	PASS
	Ant1	High	2462	3.71	-43.89	<=-16.29	PASS
	Ant2	High	2462	3.01	-44.41	<=-16.99	PASS
11N20SISO	Ant1	Low	2412	2.99	-33.51	<=-17.01	PASS
	Ant2	Low	2412	2.31	-34.11	<=-17.69	PASS
	Ant1	High	2462	2.15	-44.96	<=-17.85	PASS
	Ant2	High	2462	2.36	-42.5	<=-17.64	PASS

Test Graphs

11B_Ant1_Low_2412

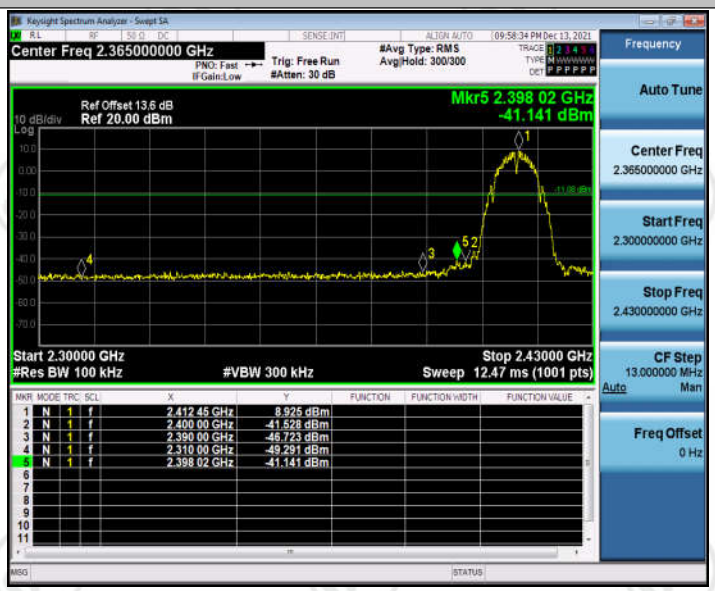

11B_Ant2_Low_2412

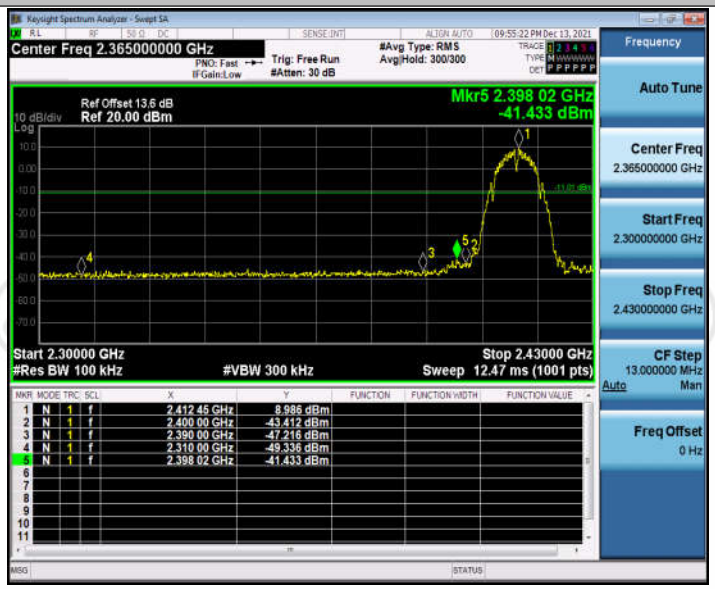

11B_Ant1_High_2462

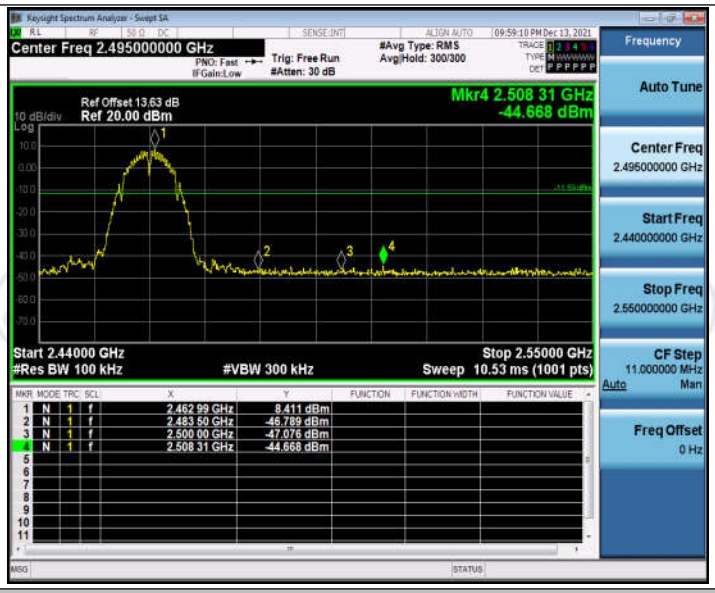

11B_Ant2_High_2462

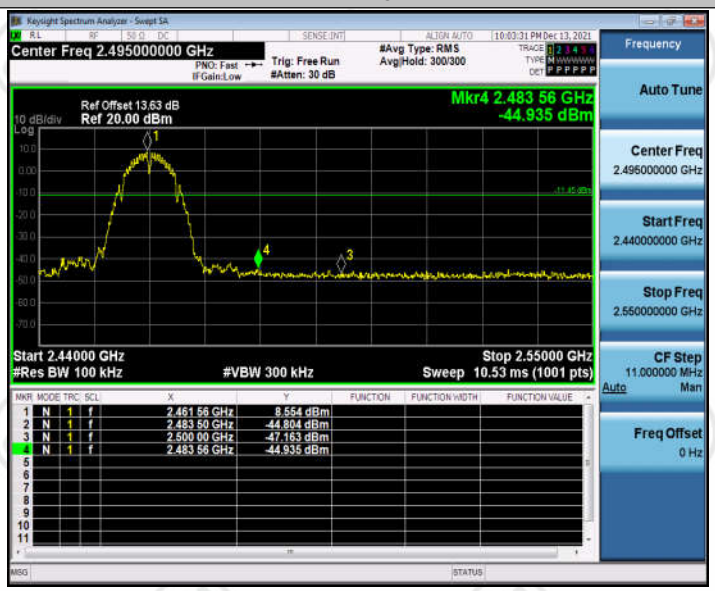

11G_Ant1_Low_2412

11G_Ant2_Low_2412

11G_Ant1_High_2462

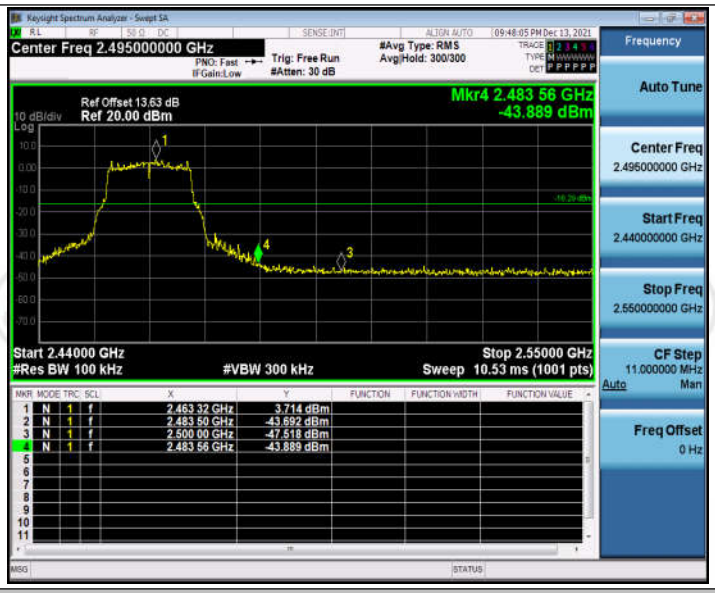

11G_Ant2_High_2462

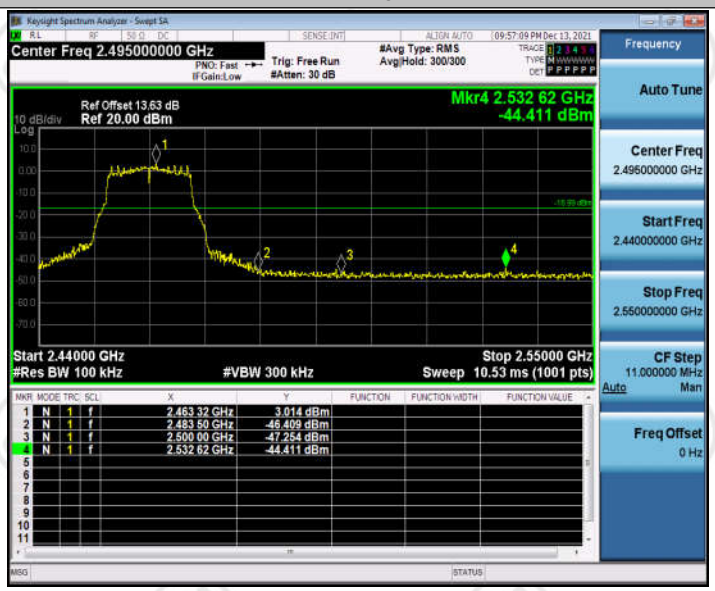

11N20SISO_Ant1_Low_2412

11N20SISO_Ant2_Low_2412

11N20SISO_Ant1_High_2462

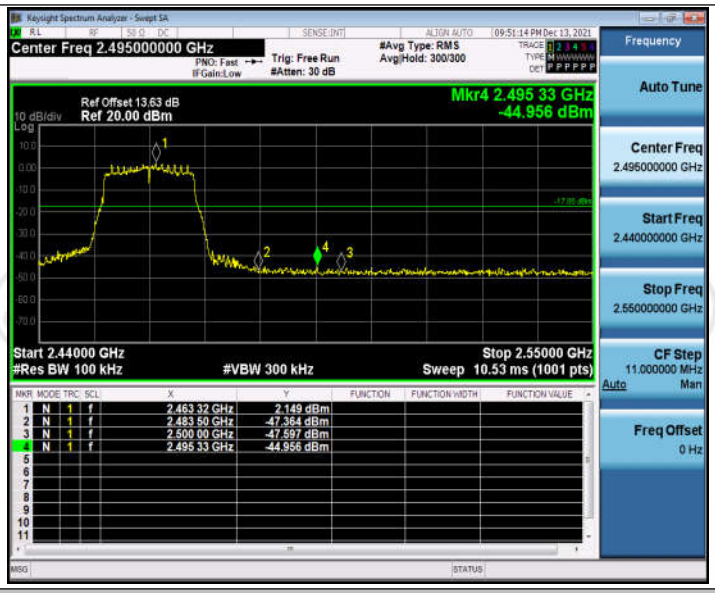

11N20SISO_Ant2_High_2462

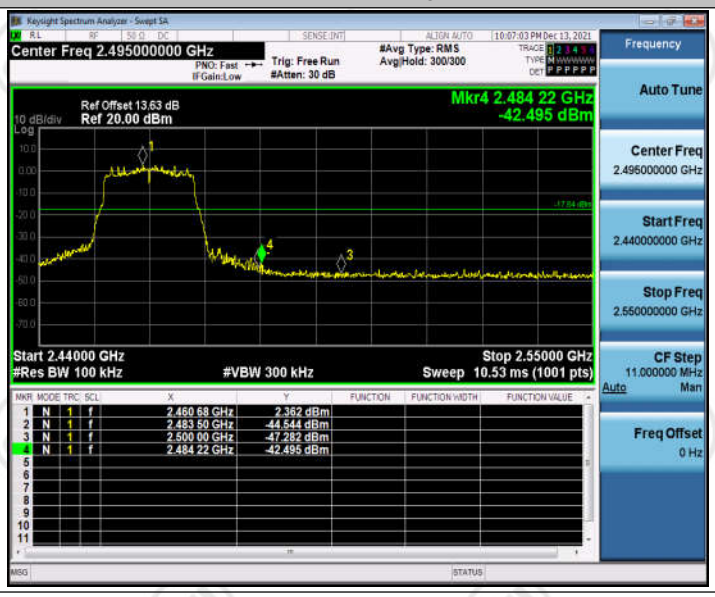

Appendix F: Conducted Spurious Emission

Test Result

TestMode	Antenna	Channel	FreqRange [Mhz]	RefLevel [dBm]	Result [dBm]	Limit [dBm]	Verdict
11B	Ant1	2412	Reference	8.70	8.70	---	PASS
			30~1000	30~1000	-49.72	<=-11.304	PASS
			1000~26500	1000~26500	-49.469	<=-11.304	PASS
	Ant2	2412	Reference	8.59	8.59	---	PASS
			30~1000	30~1000	-56.899	<=-11.414	PASS
			1000~26500	1000~26500	-49.676	<=-11.414	PASS
	Ant1	2437	Reference	8.73	8.73	---	PASS
			30~1000	30~1000	-46.475	<=-11.271	PASS
			1000~26500	1000~26500	-49.771	<=-11.271	PASS
	Ant2	2437	Reference	8.33	8.33	---	PASS
			30~1000	30~1000	-57.906	<=-11.67	PASS
			1000~26500	1000~26500	-49.612	<=-11.67	PASS
	Ant1	2462	Reference	8.70	8.70	---	PASS
			30~1000	30~1000	-58.26	<=-11.298	PASS
			1000~26500	1000~26500	-49.359	<=-11.298	PASS
	Ant2	2462	Reference	8.00	8.00	---	PASS
			30~1000	30~1000	-57.512	<=-11.996	PASS
			1000~26500	1000~26500	-49.405	<=-11.996	PASS
11G	Ant1	2412	Reference	2.84	2.84	---	PASS
			30~1000	30~1000	-57.848	<=-17.159	PASS
			1000~26500	1000~26500	-50.049	<=-17.159	PASS
	Ant2	2412	Reference	2.68	2.68	---	PASS
			30~1000	30~1000	-58.276	<=-17.317	PASS
			1000~26500	1000~26500	-49.426	<=-17.317	PASS
	Ant1	2437	Reference	2.57	2.57	---	PASS
			30~1000	30~1000	-58.02	<=-17.434	PASS
			1000~26500	1000~26500	-48.935	<=-17.434	PASS
	Ant2	2437	Reference	3.01	3.01	---	PASS
			30~1000	30~1000	-57.883	<=-16.986	PASS
			1000~26500	1000~26500	-49.454	<=-16.986	PASS
	Ant1	2462	Reference	2.83	2.83	---	PASS
			30~1000	30~1000	-57.756	<=-17.175	PASS
			1000~26500	1000~26500	-49.117	<=-17.175	PASS
	Ant2	2462	Reference	3.31	3.31	---	PASS
			30~1000	30~1000	-57.616	<=-16.692	PASS
			1000~26500	1000~26500	-49.318	<=-16.692	PASS

11N20SISO	Ant1	2412	Reference	2.09	2.09	---	PASS
			30~1000	30~1000	-58.336	<=-17.906	PASS
			1000~26500	1000~26500	-49.85	<=-17.906	PASS
	Ant2	2412	Reference	2.30	2.30	---	PASS
			30~1000	30~1000	-57.367	<=-17.696	PASS
			1000~26500	1000~26500	-49.641	<=-17.696	PASS
	Ant1	2437	Reference	2.02	2.02	---	PASS
			30~1000	30~1000	-57.579	<=-17.984	PASS
			1000~26500	1000~26500	-49.602	<=-17.984	PASS
	Ant2	2437	Reference	2.08	2.08	---	PASS
			30~1000	30~1000	-58.016	<=-17.923	PASS
			1000~26500	1000~26500	-49.677	<=-17.923	PASS
	Ant1	2462	Reference	1.74	1.74	---	PASS
			30~1000	30~1000	-57.086	<=-18.259	PASS
			1000~26500	1000~26500	-49.224	<=-18.259	PASS
	Ant2	2462	Reference	2.02	2.02	---	PASS
			30~1000	30~1000	-57.083	<=-17.98	PASS
			1000~26500	1000~26500	-49.7	<=-17.98	PASS

Test Graphs

11B_Ant1_2412_0~Reference

11B_Ant1_2412_30~1000

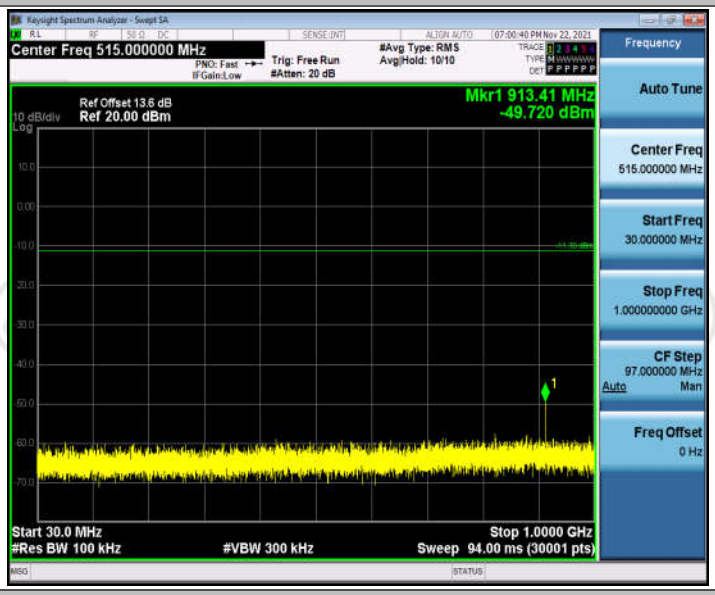

11B_Ant1_2412_1000~26500

11B_Ant2_2412_0~Reference

11B_Ant2_2412_30~1000