NEXHOME

Installation instructions

Fujian Nexhome Intelligent Technology Co.,Ltd.

Smart Home Gateway

NR500+

1 About this product:

NR500 + is a ZigBee smart home gateway, including one INTERNET port and one LOCAL ports. The gateway adopts ZigBee 3.0 protocol to control ZigBee wireless smart home devices. The gateway supports app management, automatic adjustment of wireless power and automatic avoidance of wireless interference.

2 Package contents:

Smart home Gateway×1	Power adapter×1
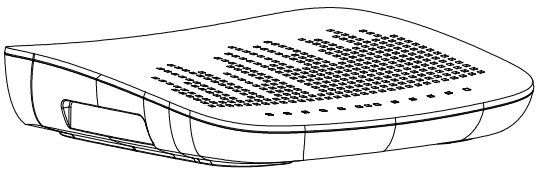	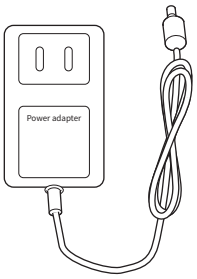
Network wire×1	Installation instructions ×1
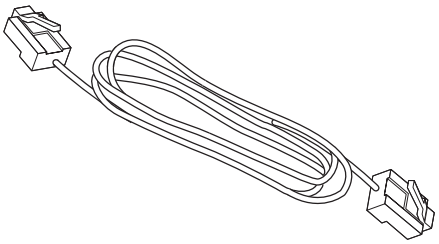	Certificate×1

3 Product diagram:

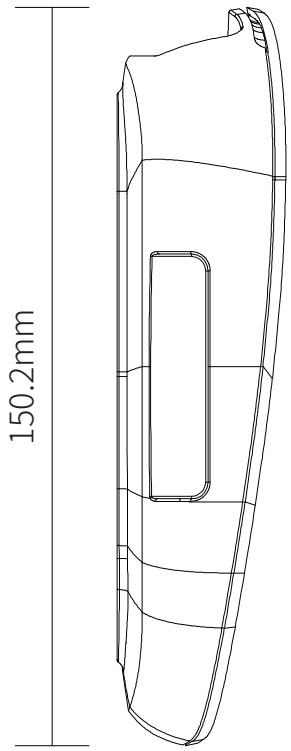

Left view

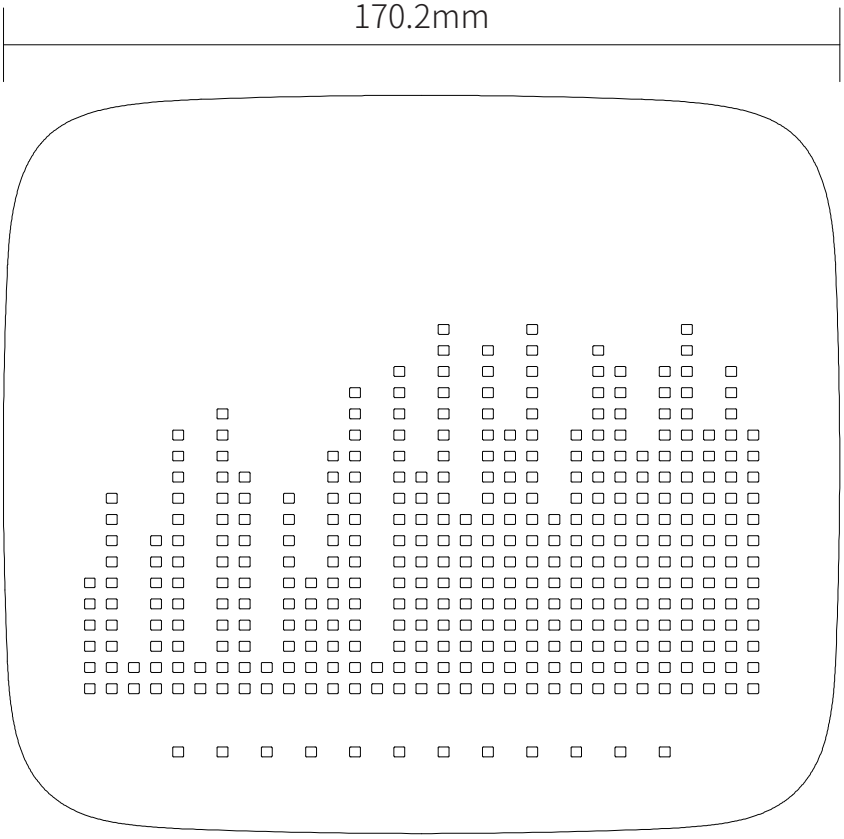

Front view

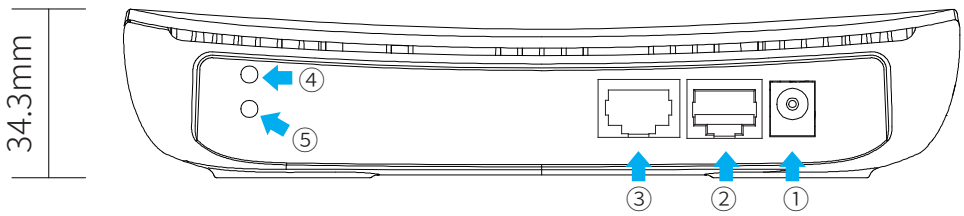

Rear view

①POWER port ②INTERNET port ③LOCAL port

④NET switch ⑤ZIGBEE switch

4 Technical data：

Operating voltage	DC 12V
Interface	1 INTERNET port, 1 LOCAL port
Operating temperature	-5°C～50°C
Operating humidity	≤90%RH
Dimensions	170.2mm×150.2mm×34.3mm

- INTERNET port is connected with internet line, LOCAL port is used for ordinary equipment.
- When the nexhome app adds the gateway, click the wireless switch to turn on the wireless signal, long press 5S to turn off the wireless signal.
- Press ZigBee switch 5S to allow the device to access the network.
- Management: http://002396.net Or http://192.168.10.1
  Password: 002396
- SSID：SmartControl_ XXXXXX
  Wireless password: 002396ap
- [note] "XXXXXX" is the last 6 digits of MAC address, The MAC address can be found on the back label of the devices.

5 The installation：

Hardware connection:

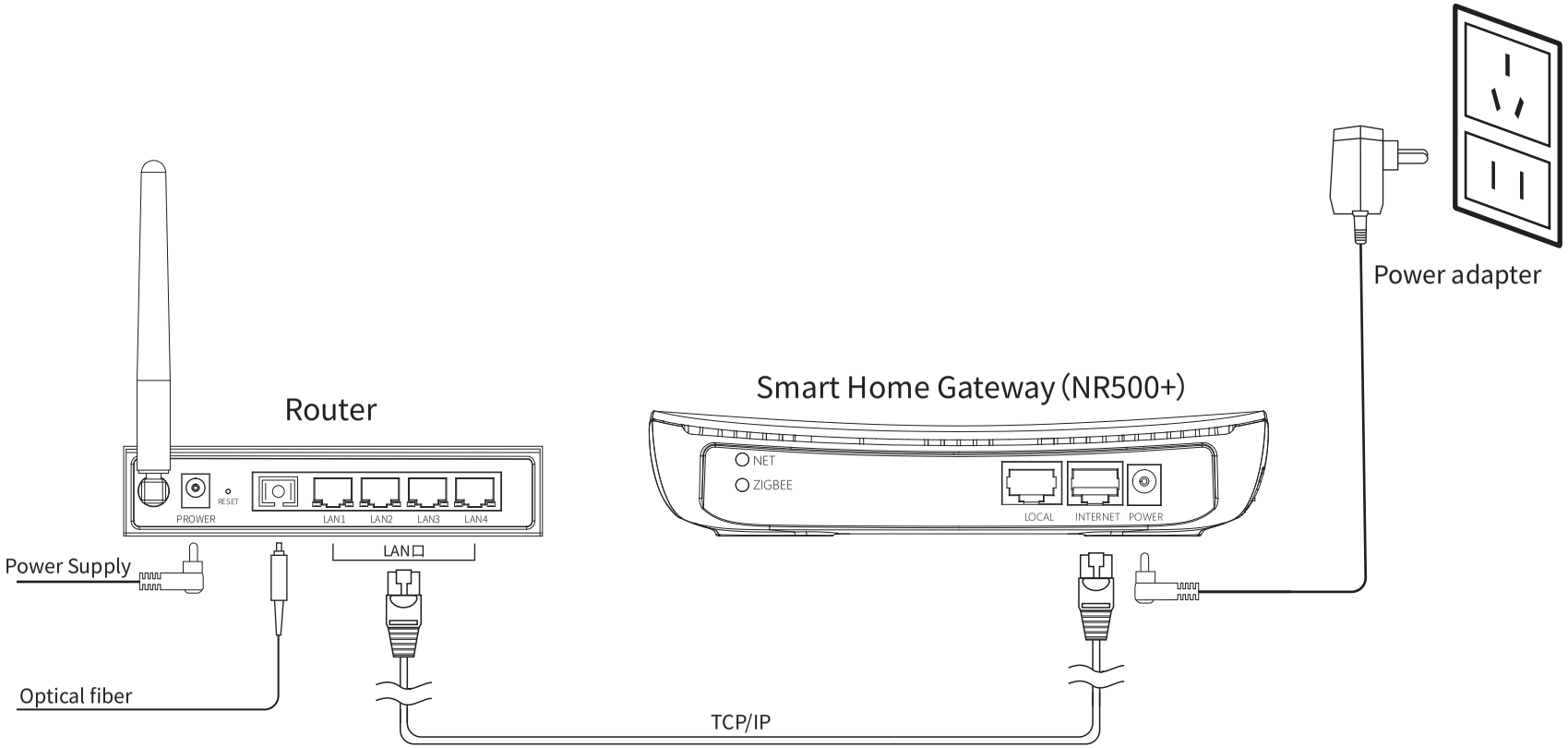

Precautions

- Please keep away from strong magnetic field, high temperature, humidity and other environments during installation, and power off operation.
- Do not drop the device or hit it strongly.

Company

- Company: Fujian Nexhome Intelligent Technology Co.,Ltd.
- ADD: 7th floor, building 1, No. 9, Gaoxin Avenue, Shangjie Town, Minhou County, Fuzhou City.
- TEL: +86-591-28053888
- WEB: http://www.nexhome.cn

FCC Statement:

Any Changes or modifications not expressly approved by the party responsible for compliance could void the user' s authority to operate the equipment.

This device complies with part 15 of the FCC Rules. Operation is subject to the following two conditions:

(1) This device may not cause harmful interference, and

(2) This device must accept any interference received, including interference that may cause undesired operation.

Note: This equipment has been tested and found to comply with the limits for a Class B digital device, pursuant to part 15 of the FCC Rules. These limits are designed to provide reasonable protection against harmful interference in a residential installation. This equipment generates,uses and can radiate radio frequency energy and, if not in stalled and used in accordance with the instructions, may cause harmful interference to radio communications. However, there is no guarantee that interference will not occur in a particular installation.

If this equipment does cause harmful interference to radio or television reception, which can be determined by turning the equipment off and on, the user is encouraged to try to correct the interference by one or more of the following measures:

—Reorient or relocate the receiving antenna.

—Increase the separation between the equipment and receiver.

—Connect the equipment into an outlet on a circuit different from that to which the receiver is connected.

—Consult the dealer or an experienced radio/TV technician for help.

FCC Radiation Exposure Statement:
This equipment complies with FCC radiation exposure limits set forth for an uncontrolled environment. This equipment should be installed and operated with minimum distance 20cm between the radiator& your body.