10.2.2.2.3 Tetra

10.2.2.2.3.1.1 Downlink

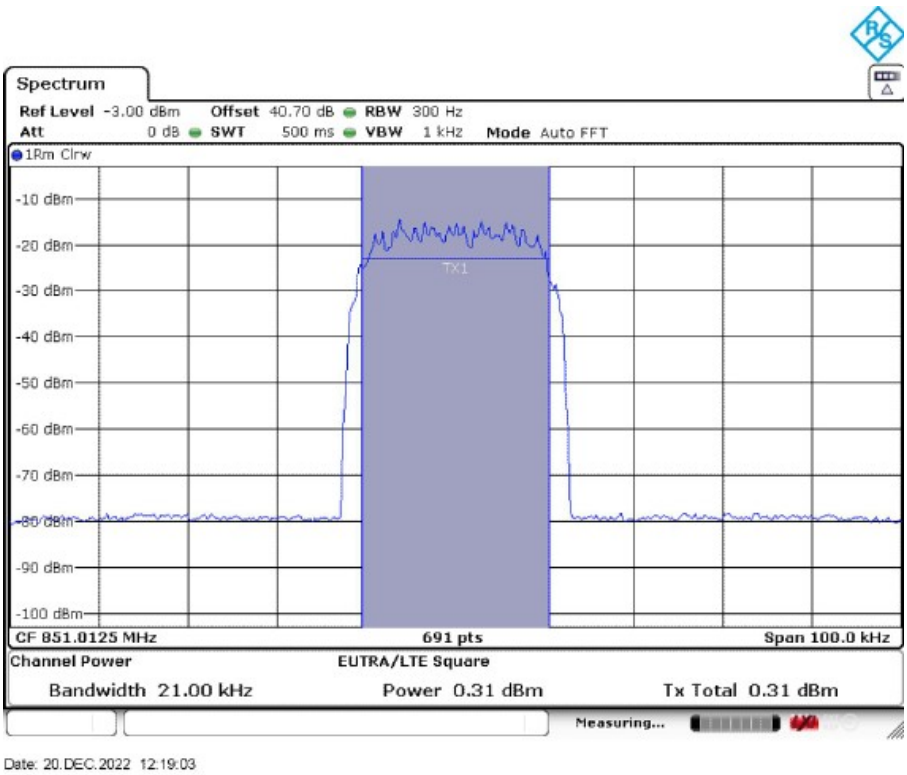

Low Frequency: 851.0125MHz

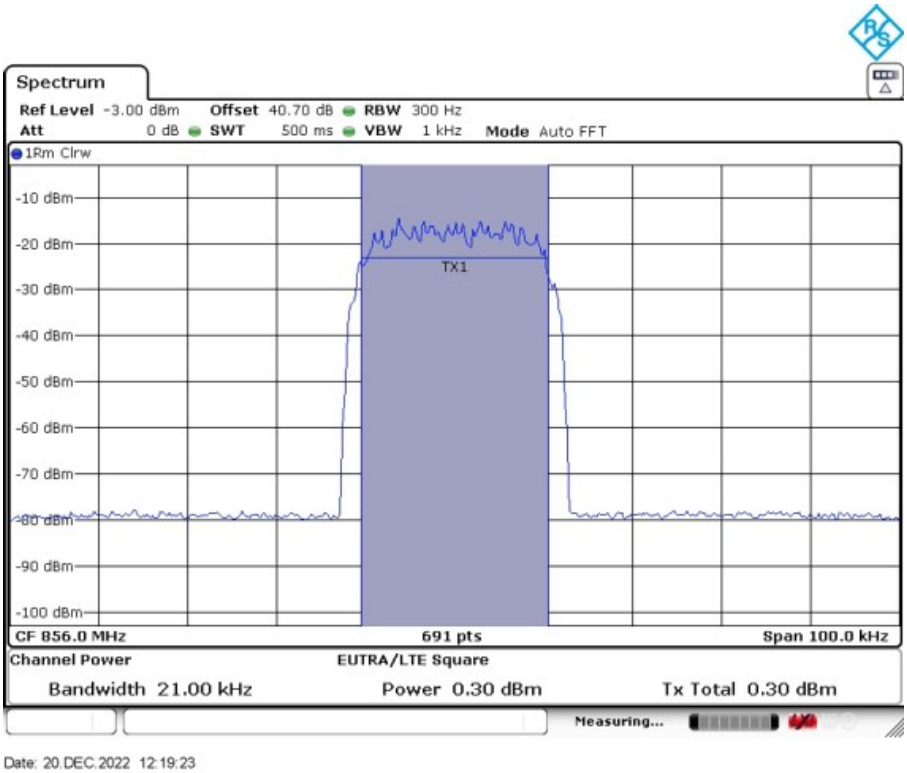

Middle Frequency: 856.0MHz

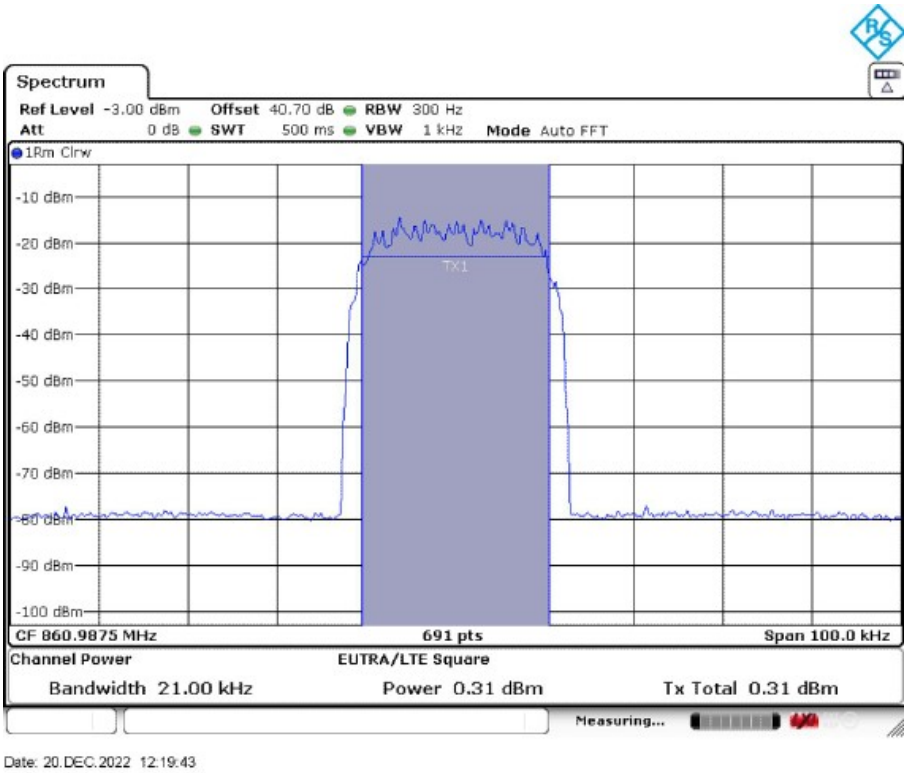

High Frequency: 860.9875MHz

10.2.2.2.3.1.2 Uplink

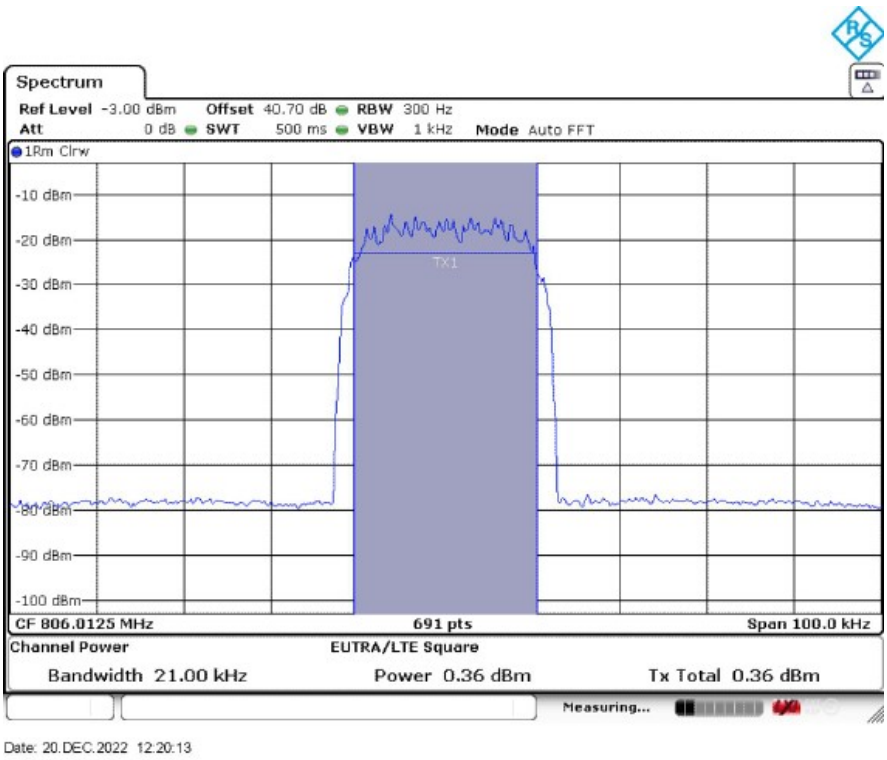

Low Frequency: 806.0125MHz

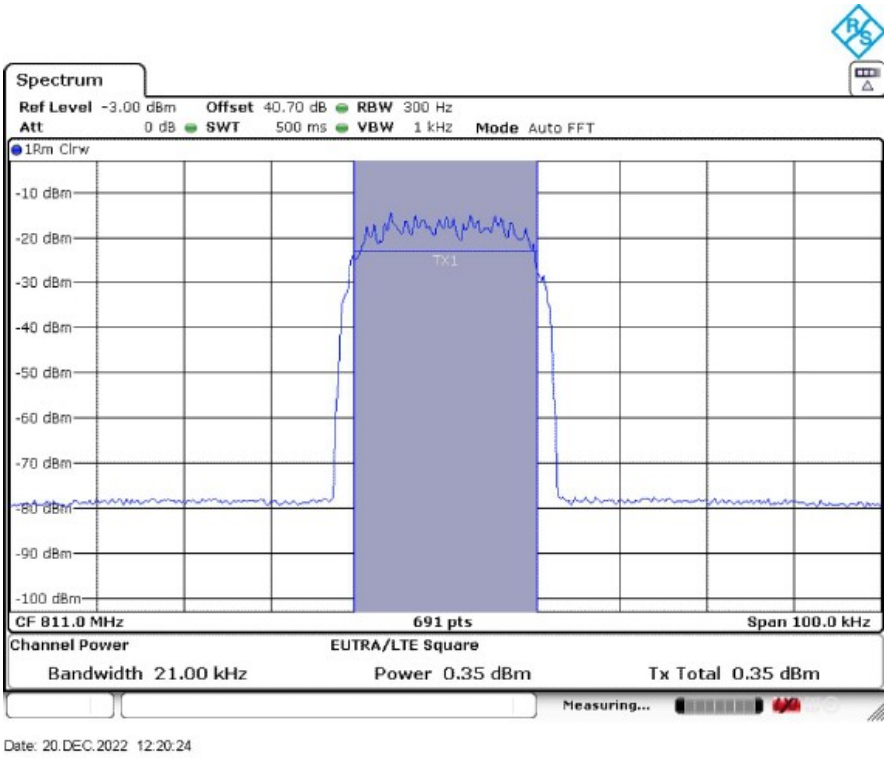

Middle Frequency: 811.0MHz

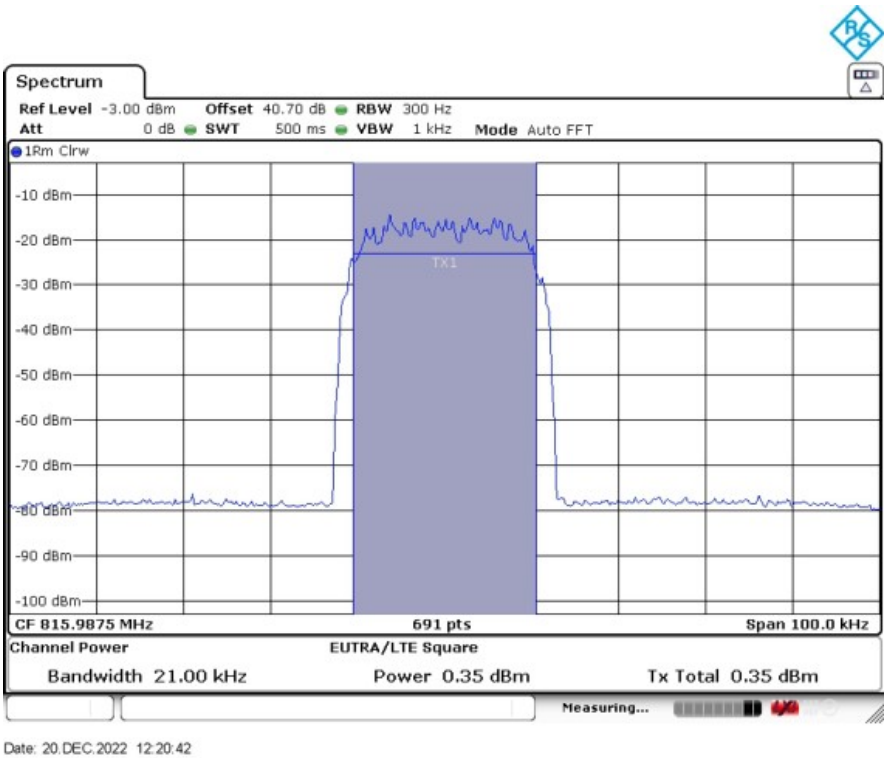

High Frequency: 815.9875MHz

10.2.2.2.4 Analog FM

10.2.2.2.4.1.1 Downlink

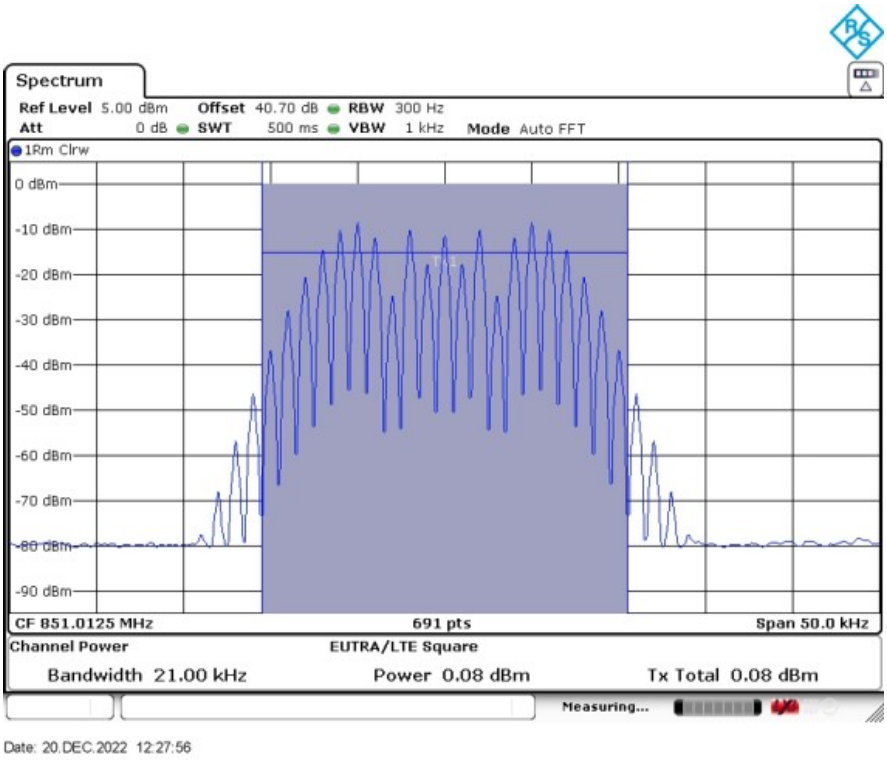

Low Frequency: 851.0125MHz

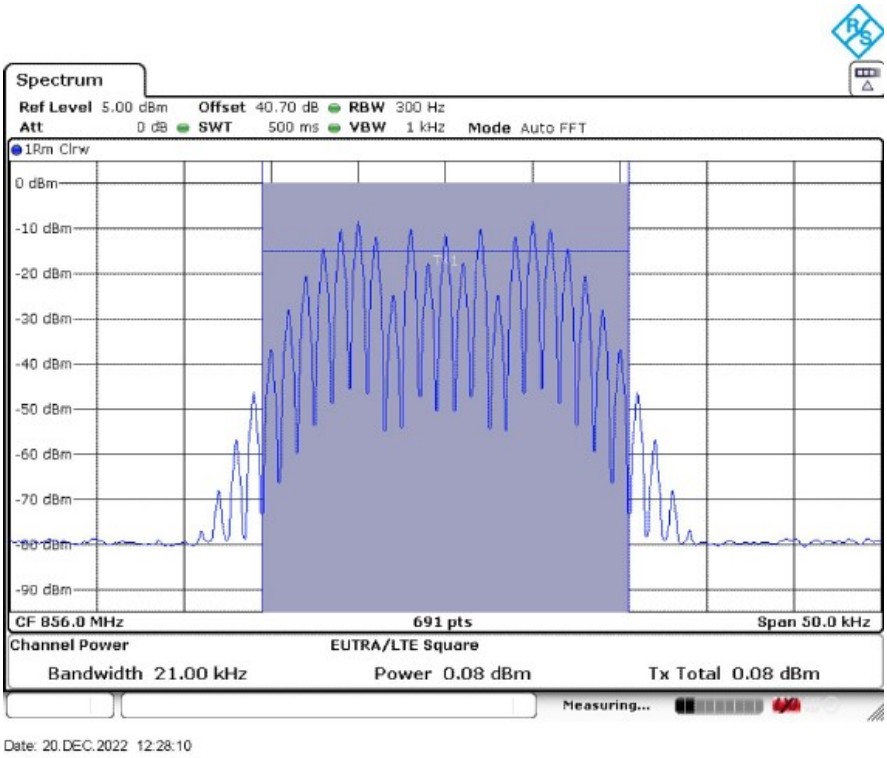

Middle Frequency: 856.0MHz

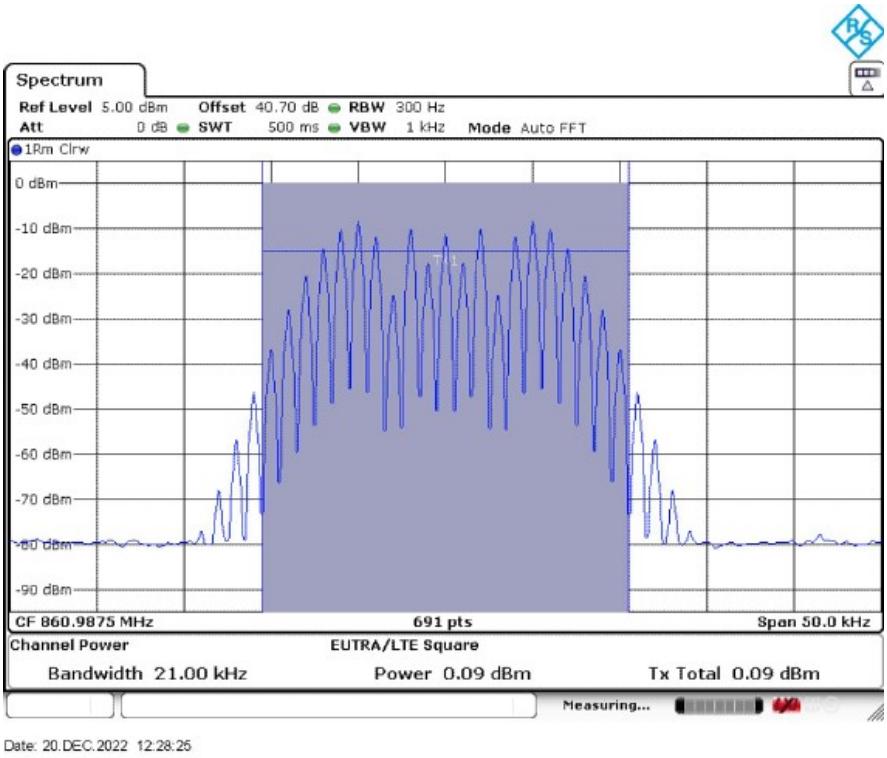

High Frequency: 860.9875MHz

10.2.2.2.4.1.2 Uplink

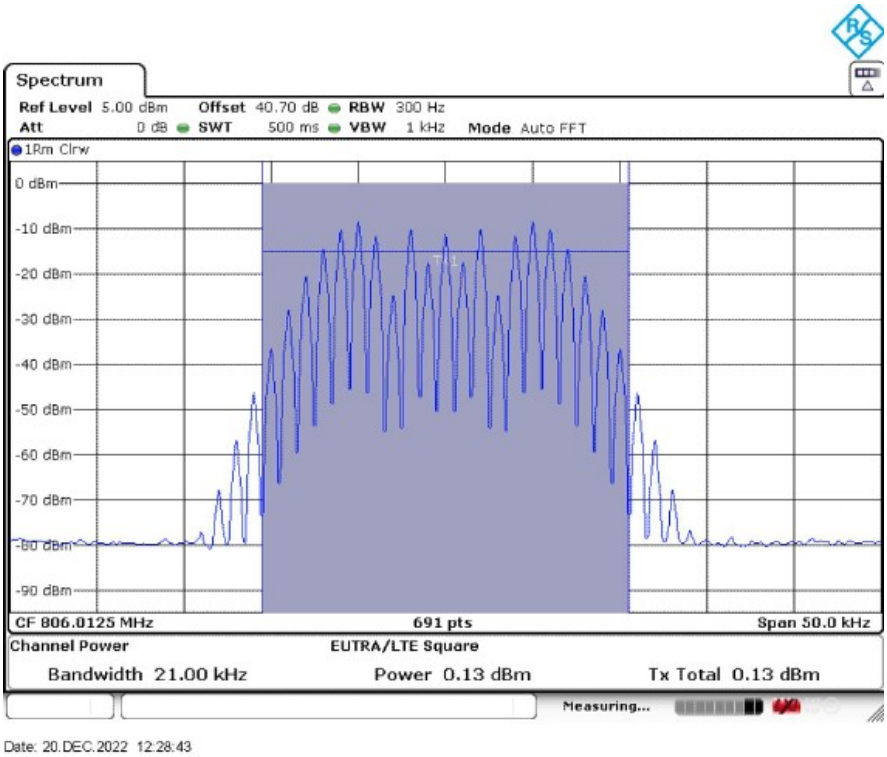

Low Frequency: 806.0125MHz

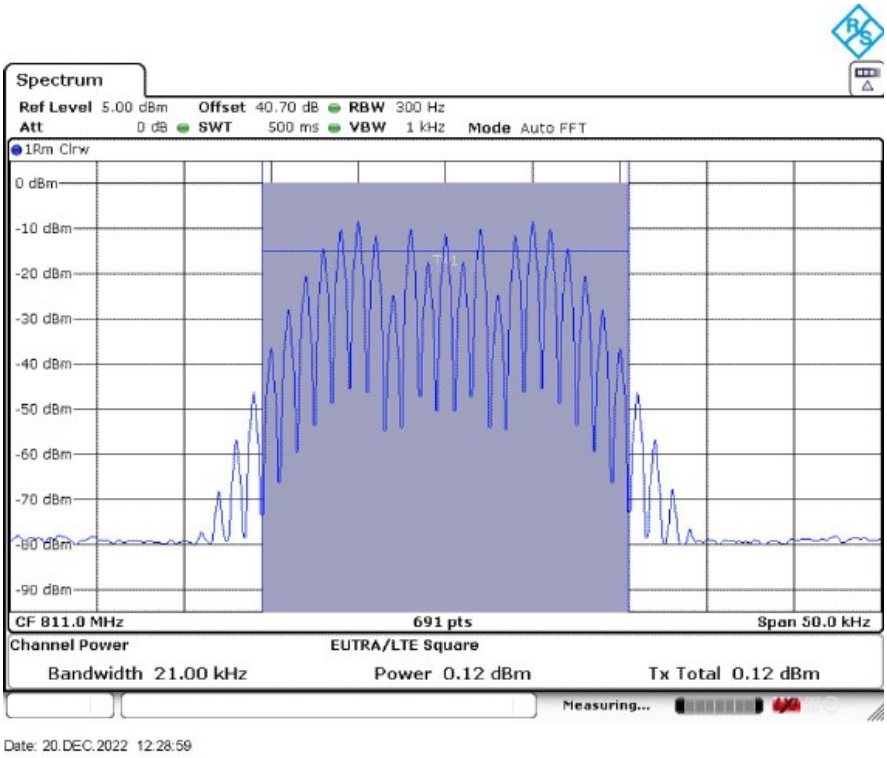

Middle Frequency: 811.0MHz

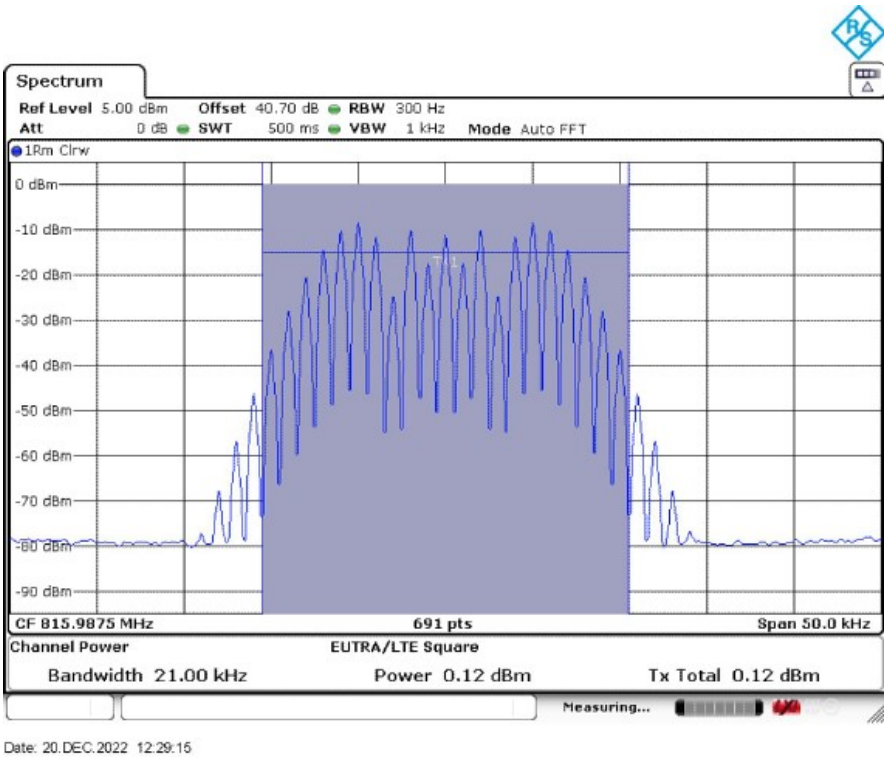

High Frequency: 815.9875MHz

10.3 AGC Threshold

Requirements: KDB 935210 D05 clause 4.2

Test Method: KDB 935210 D05 clause 3.2

10.3.1 Requirements

Testing at and above the AGC threshold will be required.[6] The AGC threshold shall be determined by applying the procedure of 3.2, but with the signal generator configured to produce a test signal defined in Table 1, a CW input signal, or a digitally modulated signal, consistent with the discussion about signal types in 4.1.

10.3.2 Test configuration

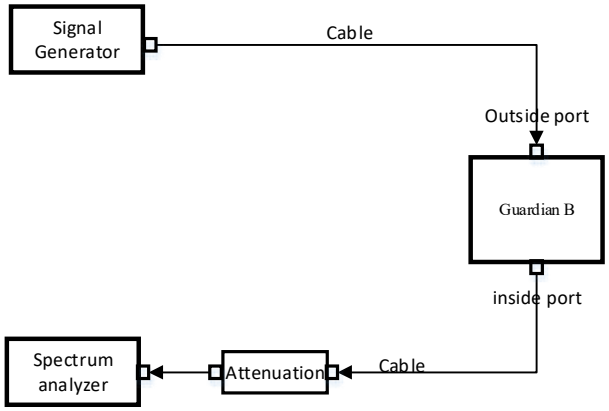

Figure 10.3-1 Downlink connection diagram

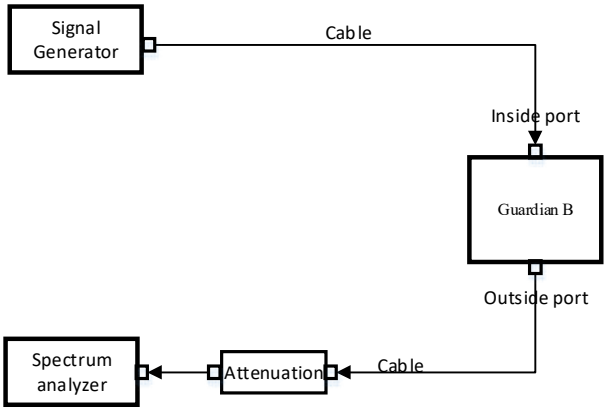

Figure 10.3-2 Uplink connection diagram

10.3.3 Test procedures

3.2 Measuring AGC threshold level

The AGC threshold is to be determined as follows.[3]

In the case of fiber-optic distribution systems, the RF input port of the equipment under test (EUT) refers to the RF input of the supporting equipment RF to optical convertor; see also descriptions and diagrams for typical DAS booster systems in KDB Publication 935210 D02 [R7].

Devices intended to be directly connected to an RF source (donor port) only need to be evaluated for any over-the-air transmit paths.

a) Connect a signal generator to the input of the EUT.
b) Connect a spectrum analyzer or power meter to the output of the EUT using appropriate attenuation as necessary.
c) The signal generator should initially be configured to produce either of the required test signals (i.e., broadband or narrowband).
d) Set the signal generator frequency to the center frequency of the EUT operating band.
e) While monitoring the output power of the EUT, measured using the methods of 3.5.3 or 3.5.4, increase the input level until a 1 dB increase in the input signal power no longer causes a 1 dB increase in the output signal power.
f) Record this level as the AGC threshold level.
g) Repeat the procedure with the remaining test signal.

10.3.4 Test results

10.3.4.1 2W level test data

Test Date (yy-mm-dd): 2022-12-22

Normal condition: Temp: 24.3℃, Humid:18%, Atmospheric Pressure:101kpa

Supply Voltage: AC 110V, 50Hz

10.3.4.1.1 700MHz Band

10.3.4.1.1.1 Downlink

10.3.4.1.1.1.1 LTE 5MHz

Test frequency	Signal output power (dBm)	EUT Input cable loss (dB)	EUT Corrected Input power (dBm)	EUT Corrected Output power (dBm)
763.0MHz	-51.0	0.9	-51.9	27.5
	-50.0	0.9	-50.9	28.5
	-49.0	0.9	-49.9	29.5
	-48.0	0.9	-48.9	30.5
	-47.0	0.9	-47.9	31.6
	-46.0	0.9	-46.9	32.6
	-45.0	0.9	-45.9	32.6
	-44.0	0.9	-44.9	32.6
	-43.0	0.9	-43.9	32.6
	-42.0	0.9	-42.9	32.6
	-41.0	0.9	-41.9	32.6

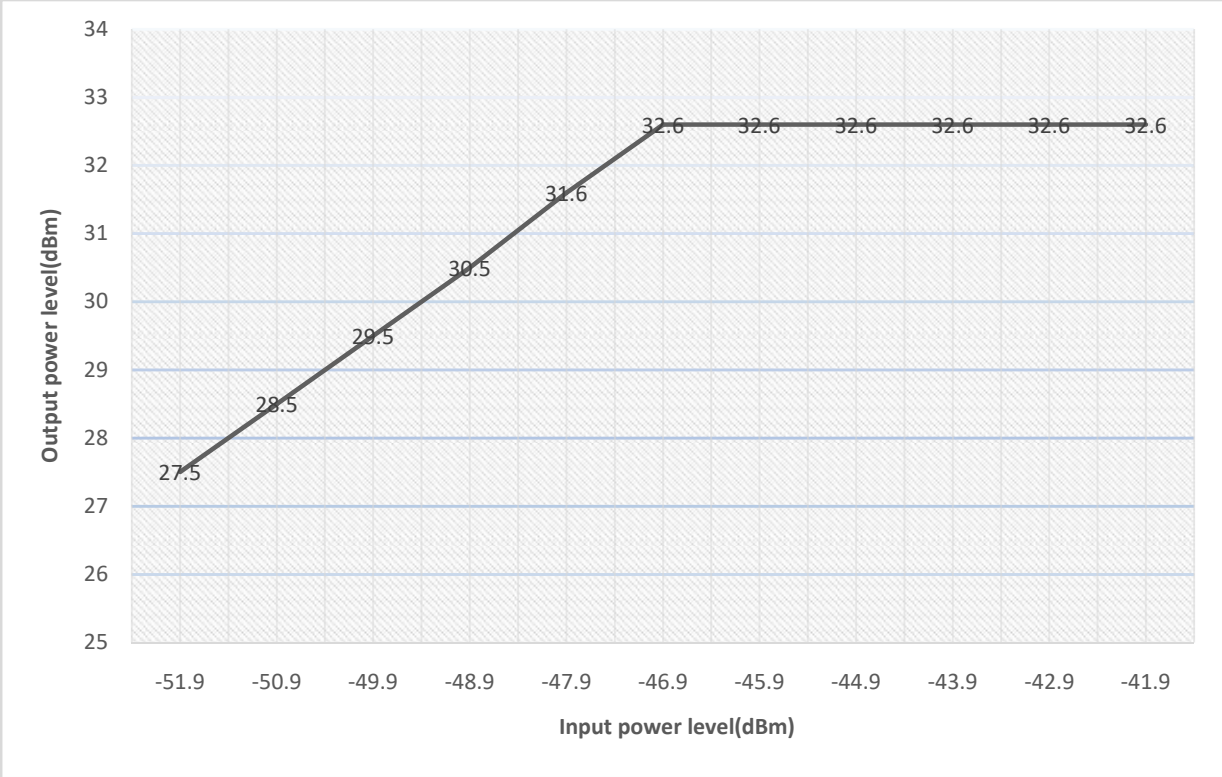

10.3.4.1.1.1.2 LTE 10MHz

Test frequency	Signal output power (dBm)	EUT Input cable loss (dB)	EUT Corrected Input power (dBm)	EUT Corrected Output power (dBm)
763.0MHz	-50.8	0.9	-51.7	27.6
	-49.8	0.9	-50.7	28.6
	-48.8	0.9	-49.7	29.6
	-47.8	0.9	-48.7	30.6
	-46.8	0.9	-47.7	31.5
	-45.8	0.9	-46.7	32.5
	-44.8	0.9	-45.7	32.5
	-43.8	0.9	-44.7	32.5
	-42.8	0.9	-43.7	32.5
	-41.8	0.9	-42.7	32.5
	-40.8	0.9	-41.7	32.5

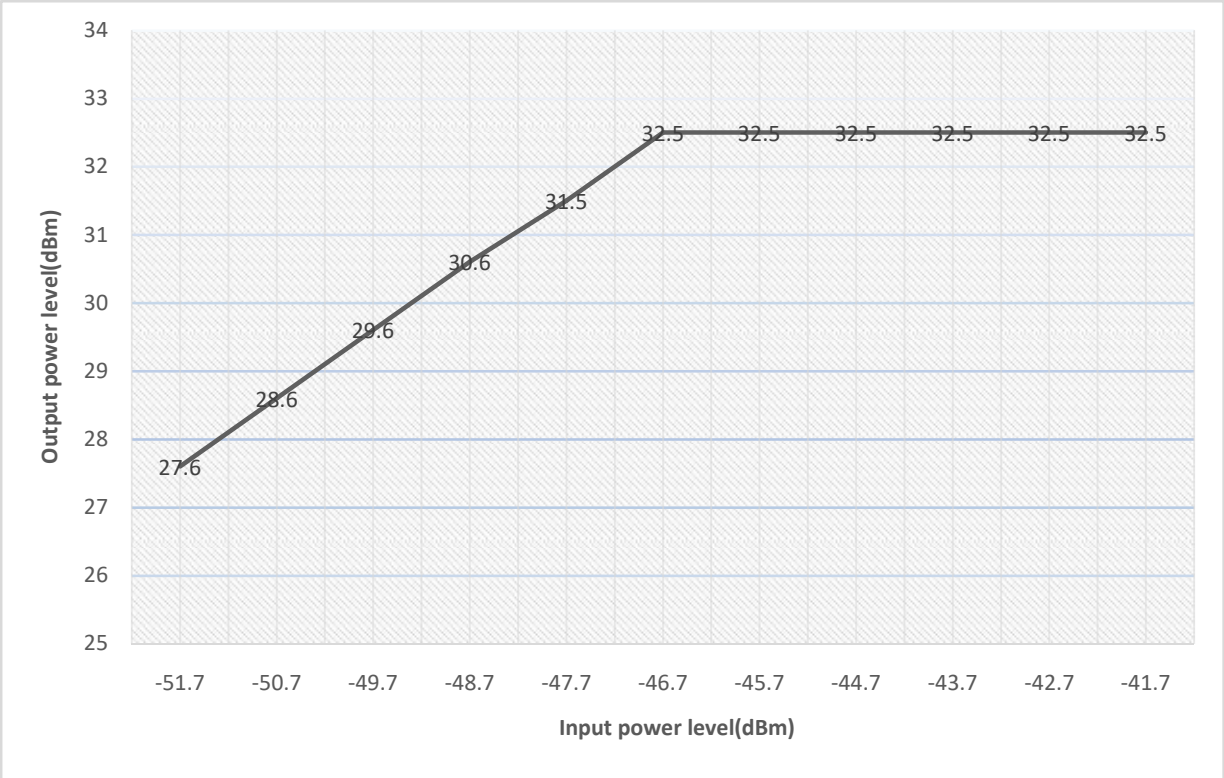

10.3.4.1.1.1.3 P25 Phase I(C4FM)

Test frequency	Signal output power (dBm)	EUT Input cable loss (dB)	EUT Corrected Input power (dBm)	EUT Corrected Output power (dBm)
771.5MHz	-49.5	0.9	-50.4	27.7
	-48.5	0.9	-49.4	28.7
	-47.5	0.9	-48.4	29.6
	-46.5	0.9	-47.4	30.6
	-45.5	0.9	-46.4	31.6
	-44.5	0.9	-45.4	32.5
	-43.5	0.9	-44.4	32.5
	-42.5	0.9	-43.4	32.5
	-41.5	0.9	-42.4	32.5
	-40.5	0.9	-41.4	32.5
	-39.5	0.9	-40.4	32.5

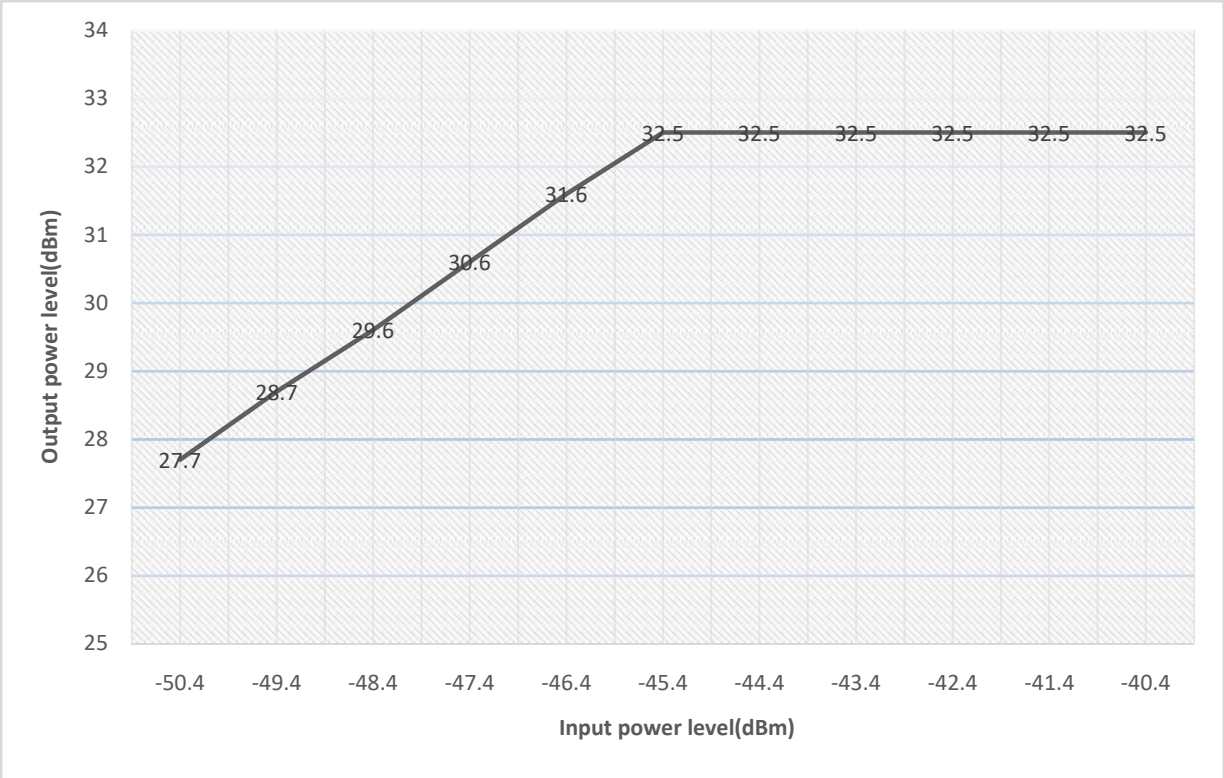

10.3.4.1.1.1.4 P25 Phase II(H-DQPSK)

Test frequency	Signal output power (dBm)	EUT Input cable loss (dB)	EUT Corrected Input power (dBm)	EUT Corrected Output power (dBm)
771.5MHz	-50	0.9	-50.9	27.6
	-49	0.9	-49.9	28.6
	-48	0.9	-48.9	29.5
	-47	0.9	-47.9	30.5
	-46	0.9	-46.9	31.4
	-45	0.9	-45.9	32.4
	-44	0.9	-44.9	32.4
	-43	0.9	-43.9	32.3
	-42	0.9	-42.9	32.3
	-41	0.9	-41.9	32.3
	-40	0.9	-40.9	32.3

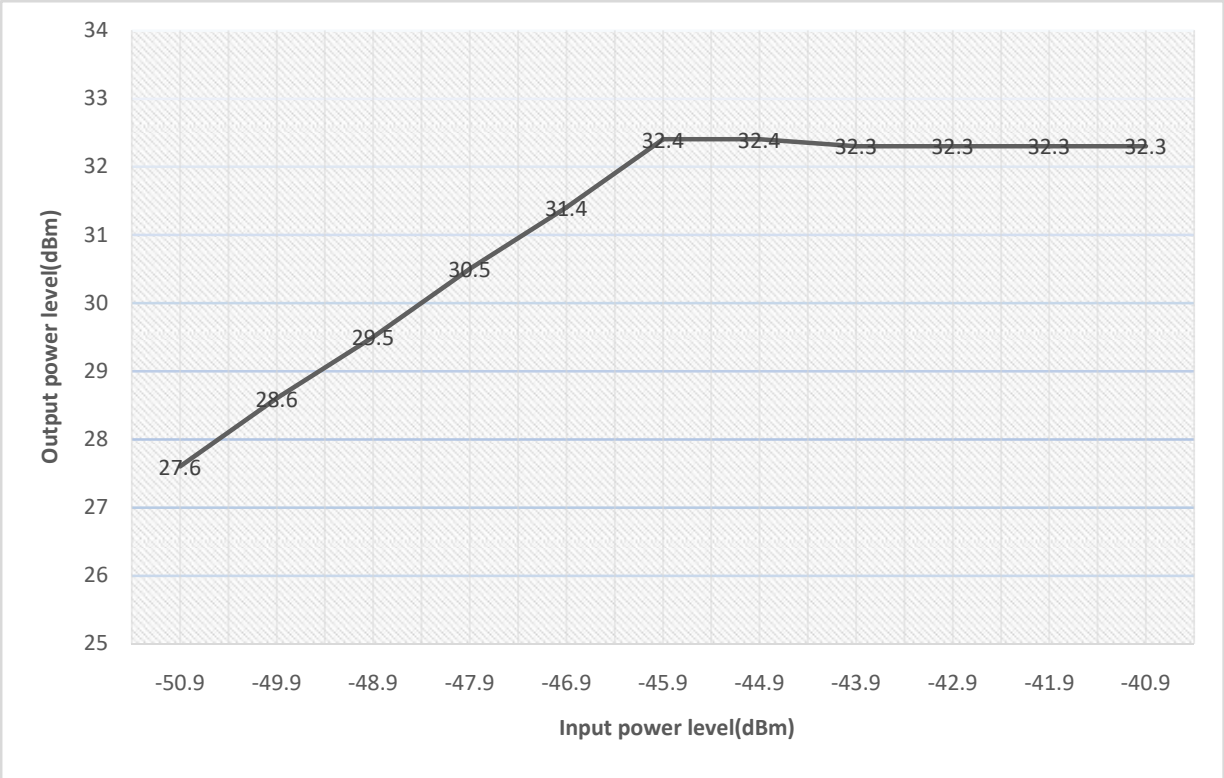

10.3.4.1.1.1.5 Analog FM

Test frequency	Signal output power (dBm)	EUT Input cable loss (dB)	EUT Corrected Input power (dBm)	EUT Corrected Output power (dBm)
771.5MHz	-49.5	0.9	-50.4	27.6
	-48.5	0.9	-49.4	28.6
	-47.5	0.9	-48.4	29.5
	-46.5	0.9	-47.4	30.4
	-45.5	0.9	-46.4	31.4
	-44.5	0.9	-45.4	32.3
	-43.5	0.9	-44.4	32.4
	-42.5	0.9	-43.4	32.4
	-41.5	0.9	-42.4	32.4
	-40.5	0.9	-41.4	32.4
	-39.5	0.9	-40.4	32.4

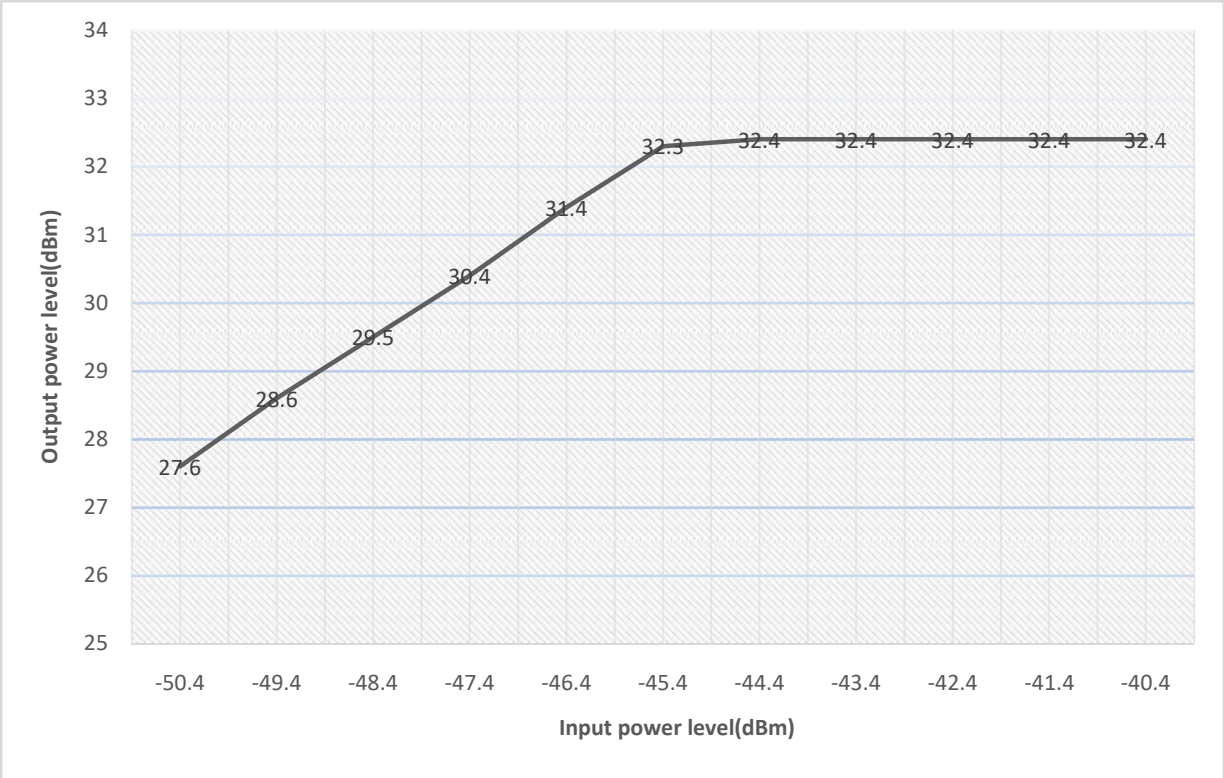

10.3.4.1.1.2 Uplink

10.3.4.1.1.2.1 LTE 5MHz

Test frequency	Signal output power (dBm)	EUT Input cable loss (dB)	EUT Corrected Input power (dBm)	EUT Corrected Output power (dBm)
793.0MHz	-55.9	0.9	-56.8	21.1
	-54.9	0.9	-55.8	22.1
	-53.9	0.9	-54.8	23.1
	-52.9	0.9	-53.8	24.0
	-51.9	0.9	-52.8	25.0
	-50.9	0.9	-51.8	26.0
	-49.9	0.9	-50.8	26.0
	-48.9	0.9	-49.8	26.0
	-47.9	0.9	-48.8	26.0
	-46.9	0.9	-47.8	26.0
	-45.9	0.9	-46.8	26.0

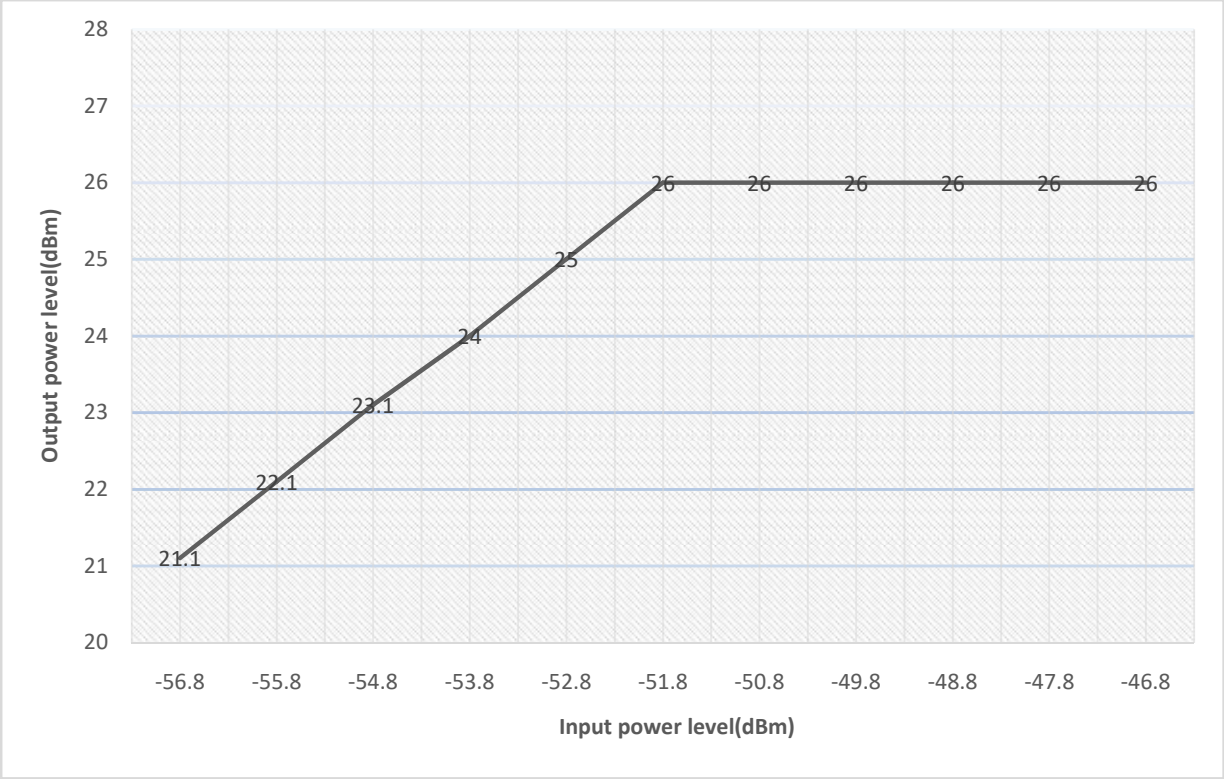

10.3.4.1.1.2.2 LTE 10MHz

Test frequency	Signal output power (dBm)	EUT Input cable loss (dB)	EUT Corrected Input power (dBm)	EUT Corrected Output power (dBm)
793.0MHz	-55.5	0.9	-56.4	21.6
	-54.5	0.9	-55.4	22.6
	-53.5	0.9	-54.4	23.6
	-52.5	0.9	-53.4	24.6
	-51.5	0.9	-52.4	25.6
	-50.5	0.9	-51.4	26.6
	-49.5	0.9	-50.4	26.6
	-48.5	0.9	-49.4	26.6
	-47.5	0.9	-48.4	26.6
	-46.5	0.9	-47.4	26.6
	-45.5	0.9	-46.4	26.6

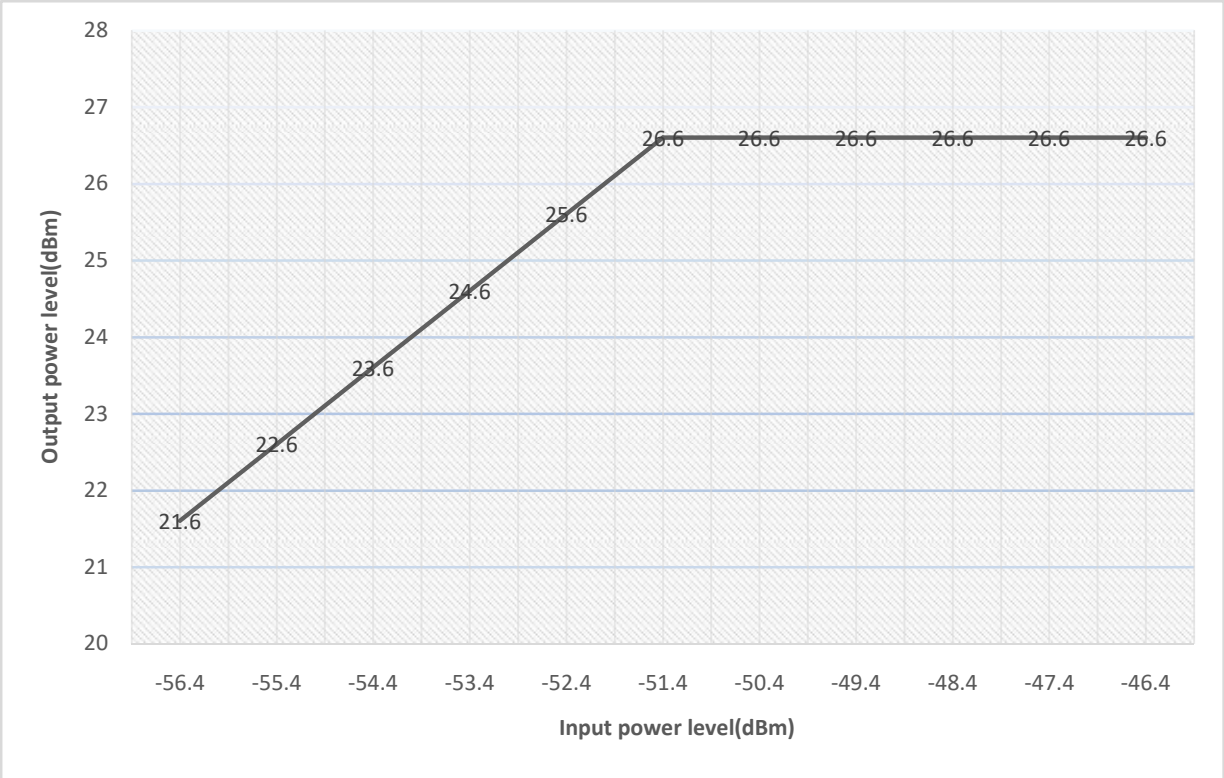

10.3.4.1.1.2.3 P25 Phase I(C4FM)

Test frequency	Signal output power (dBm)	EUT Input cable loss (dB)	EUT Corrected Input power (dBm)	EUT Corrected Output power (dBm)
801.5MHz	-56	0.9	-56.9	22.3
	-55	0.9	-55.9	23.3
	-54	0.9	-54.9	24.2
	-53	0.9	-53.9	25.1
	-52	0.9	-52.9	26.1
	-51	0.9	-51.9	27.0
	-50	0.9	-50.9	27.0
	-49	0.9	-49.9	27.0
	-48	0.9	-48.9	27.0
	-47	0.9	-47.9	27.0
	-46	0.9	-46.9	27.0

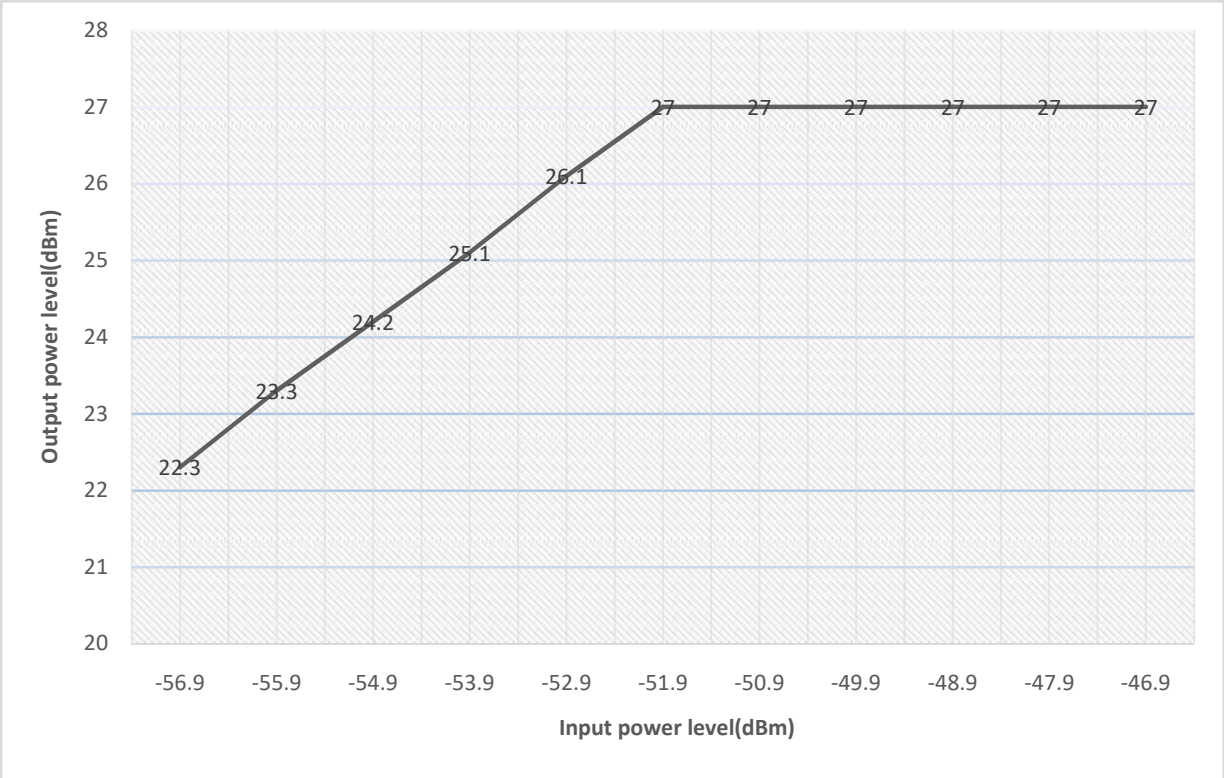

10.3.4.1.1.2.4 P25 Phase II(H-DQPSK)

Test frequency	Signal output power (dBm)	EUT Input cable loss (dB)	EUT Corrected Input power (dBm)	EUT Corrected Output power (dBm)
801.5MHz	-56	0.9	-56.9	22.0
	-55	0.9	-55.9	23.0
	-54	0.9	-54.9	24.0
	-53	0.9	-53.9	24.9
	-52	0.9	-52.9	26.0
	-51	0.9	-51.9	26.9
	-50	0.9	-50.9	26.9
	-49	0.9	-49.9	26.9
	-48	0.9	-48.9	26.9
	-47	0.9	-47.9	27.0
	-46	0.9	-46.9	27.0

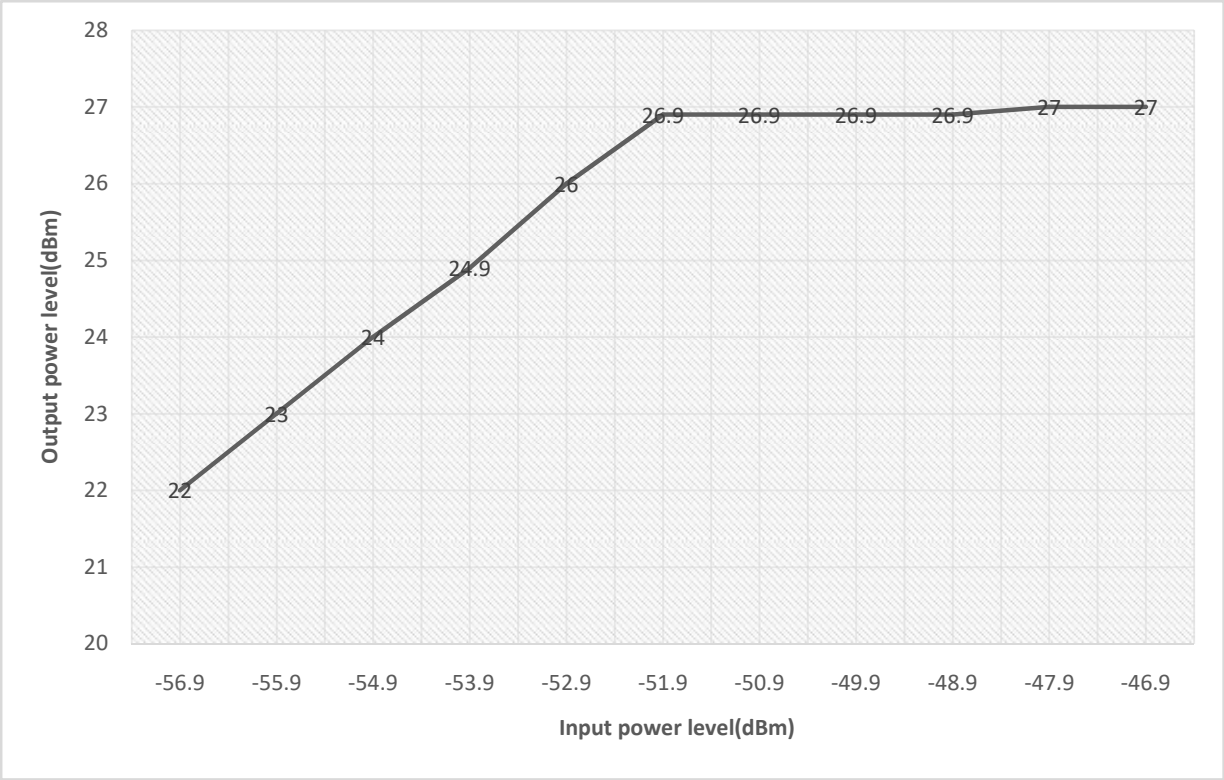

10.3.4.1.1.2.5 Analog FM

Test frequency	Signal output power (dBm)	EUT Input cable loss (dB)	EUT Corrected Input power (dBm)	EUT Corrected Output power (dBm)
801.5MHz	-56	0.9	-56.9	22.4
	-55	0.9	-55.9	23.4
	-54	0.9	-54.9	24.3
	-53	0.9	-53.9	25.2
	-52	0.9	-52.9	26.2
	-51	0.9	-51.9	27.1
	-50	0.9	-50.9	27.1
	-49	0.9	-49.9	27.1
	-48	0.9	-48.9	27.1
	-47	0.9	-47.9	27.1
	-46	0.9	-46.9	27.1

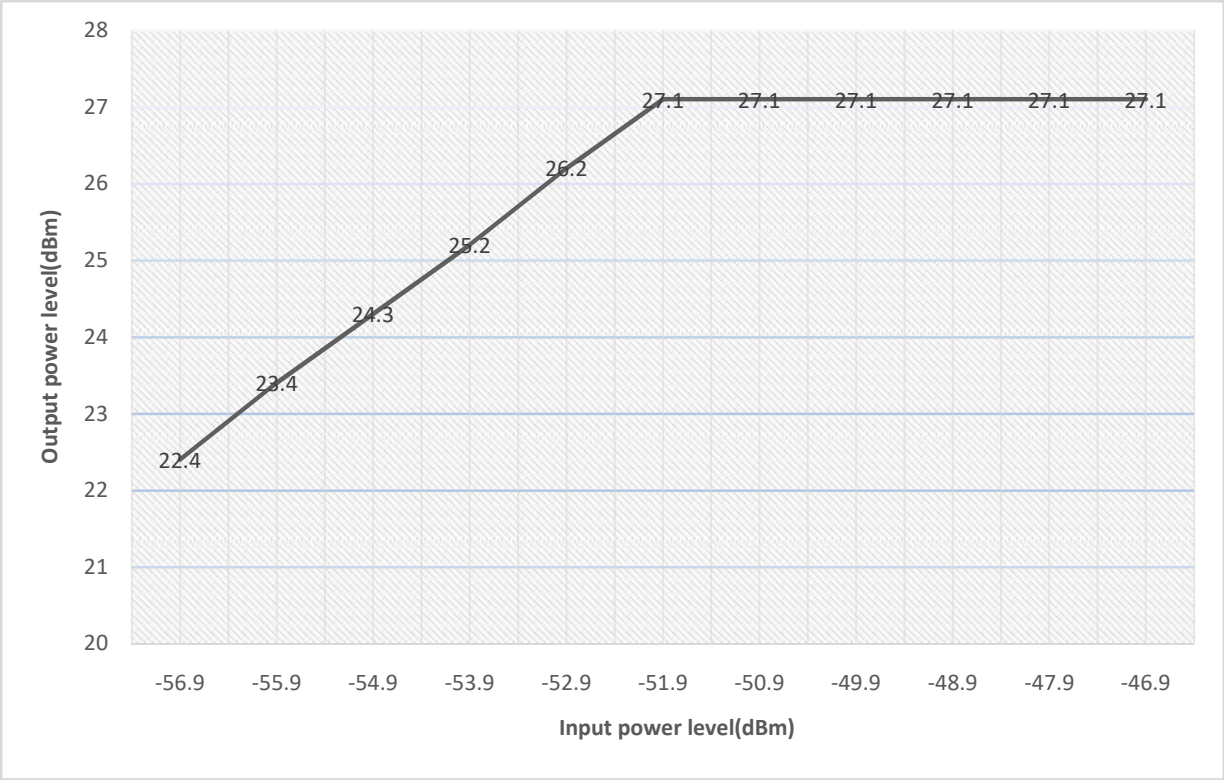

10.3.4.1.2 800MHz Band

10.3.4.1.2.1 Downlink

10.3.4.1.2.1.1 P25 Phase I(C4FM)

Test frequency	Signal output power (dBm)	EUT Input cable loss (dB)	EUT Corrected Input power (dBm)	EUT Corrected Output power (dBm)
856.0MHz	-51	0.9	-51.9	27.7
	-50	0.9	-50.9	28.6
	-49	0.9	-49.9	29.6
	-48	0.9	-48.9	30.5
	-47	0.9	-47.9	31.3
	-46	0.9	-46.9	32.2
	-45	0.9	-45.9	32.2
	-44	0.9	-44.9	32.2
	-43	0.9	-43.9	32.2
	-42	0.9	-42.9	32.2
	-41	0.9	-41.9	32.2

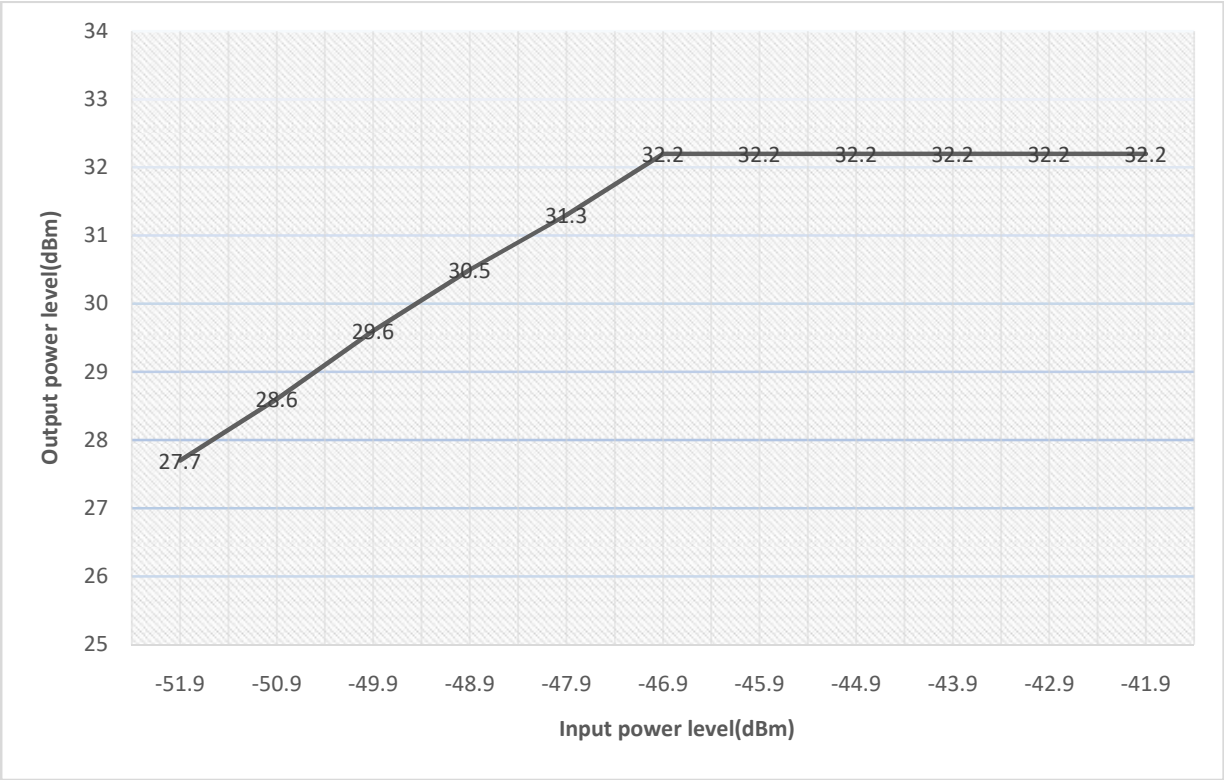

10.3.4.1.2.1.2 P25 Phase II(H-DQPSK)

Test frequency	Signal output power (dBm)	EUT Input cable loss (dB)	EUT Corrected Input power (dBm)	EUT Corrected Output power (dBm)
856.0MHz	-51.5	0.9	-52.4	27.3
	-50.5	0.9	-51.4	28.3
	-49.5	0.9	-50.4	29.2
	-48.5	0.9	-49.4	30.2
	-47.5	0.9	-48.4	31.1
	-46.5	0.9	-47.4	32.0
	-45.5	0.9	-46.4	32.0
	-44.5	0.9	-45.4	32.0
	-43.5	0.9	-44.4	32.0
	-42.5	0.9	-43.4	32.0
	-41.5	0.9	-42.4	32.0

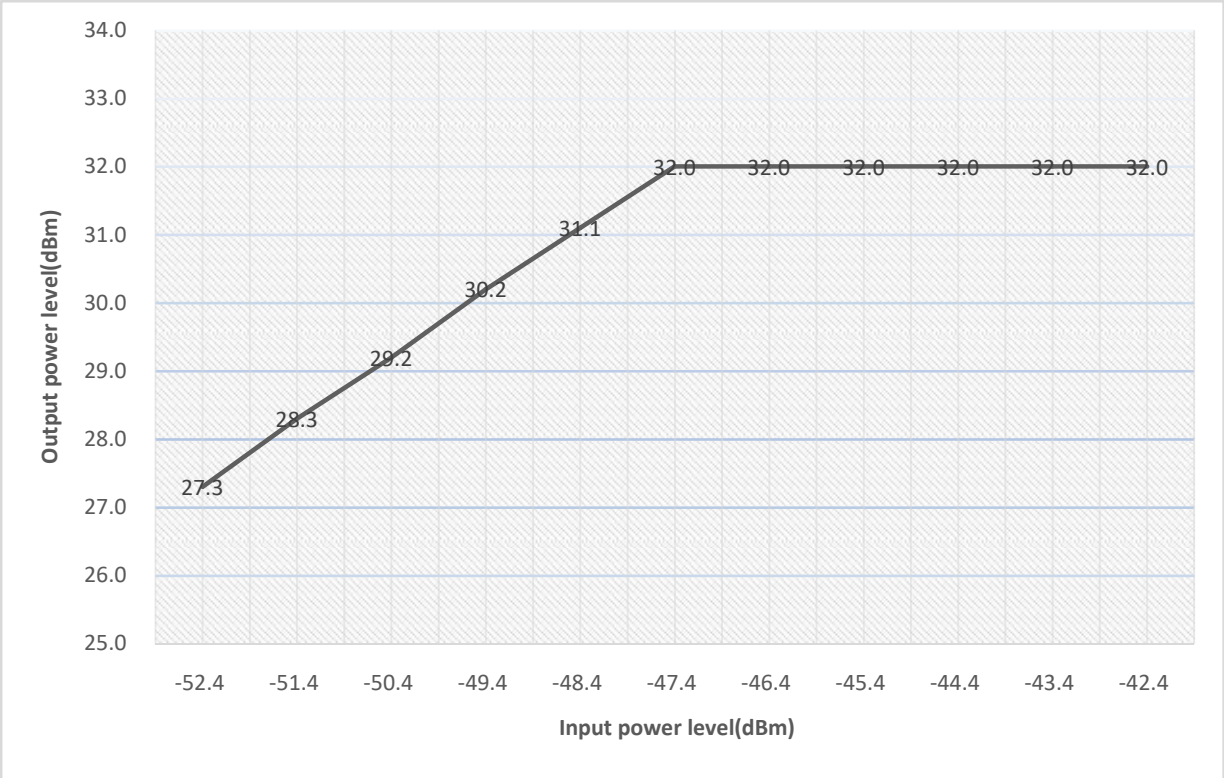

10.3.4.1.2.1.3 Analog FM

Test frequency	Signal output power (dBm)	EUT Input cable loss (dB)	EUT Corrected Input power (dBm)	EUT Corrected Output power (dBm)
856.0MHz	-50.5	0.9	-51.4	28.1
	-49.5	0.9	-50.4	28.9
	-48.5	0.9	-49.4	29.9
	-47.5	0.9	-48.4	30.8
	-46.5	0.9	-47.4	31.6
	-45.5	0.9	-46.4	32.5
	-44.5	0.9	-45.4	32.5
	-43.5	0.9	-44.4	32.5
	-42.5	0.9	-43.4	32.5
	-41.5	0.9	-42.4	32.5
	-40.5	0.9	-41.4	32.5

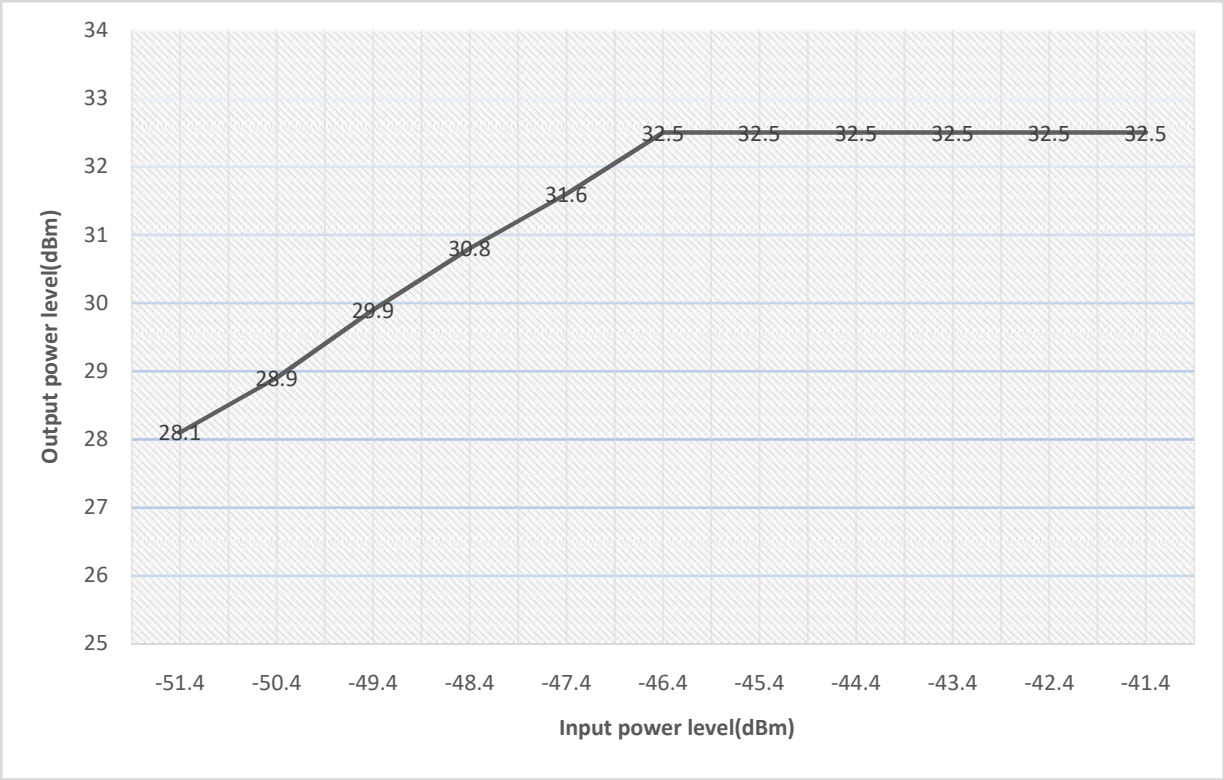

10.3.4.1.2.1.4 Tetra

Test frequency	Signal output power (dBm)	EUT Input cable loss (dB)	EUT Corrected Input power (dBm)	EUT Corrected Output power (dBm)
856.0MHz	-51.5	0.9	-52.4	27.5
	-50.5	0.9	-51.4	28.4
	-49.5	0.9	-50.4	29.3
	-48.5	0.9	-49.4	30.3
	-47.5	0.9	-48.4	31.2
	-46.5	0.9	-47.4	32.1
	-45.5	0.9	-46.4	32.1
	-44.5	0.9	-45.4	32.1
	-43.5	0.9	-44.4	32.1
	-42.5	0.9	-43.4	32.1
	-41.5	0.9	-42.4	32.1

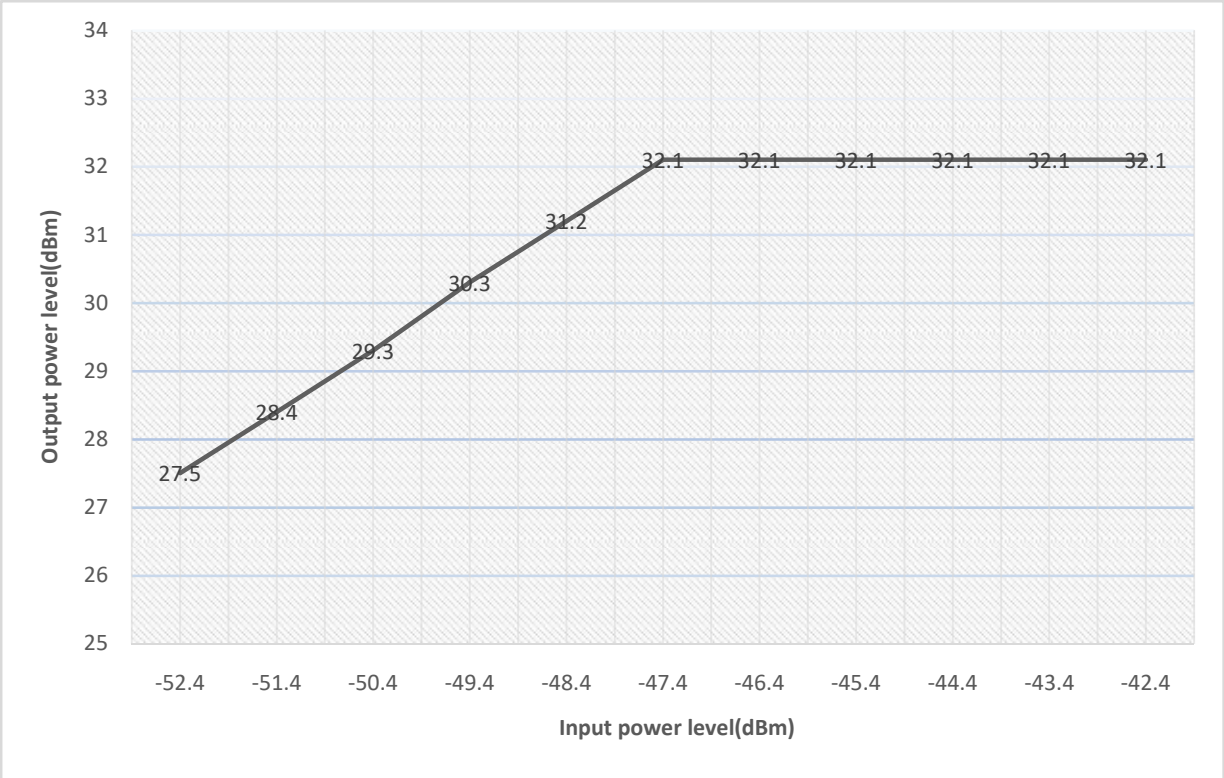

10.3.4.1.2.2 Uplink

10.3.4.1.2.2.1 P25 Phase I(C4FM)

Test frequency	Signal output power (dBm)	EUT Input cable loss (dB)	EUT Corrected Input power (dBm)	EUT Corrected Output power (dBm)
811.0MHz	-55.5	0.9	-56.4	21.8
	-54.5	0.9	-55.4	22.7
	-53.5	0.9	-54.4	23.6
	-52.5	0.9	-53.4	24.6
	-51.5	0.9	-52.4	25.5
	-50.5	0.9	-51.4	26.5
	-49.5	0.9	-50.4	26.5
	-48.5	0.9	-49.4	26.5
	-47.5	0.9	-48.4	26.5
	-46.5	0.9	-47.4	26.7
	-45.5	0.9	-46.4	26.8

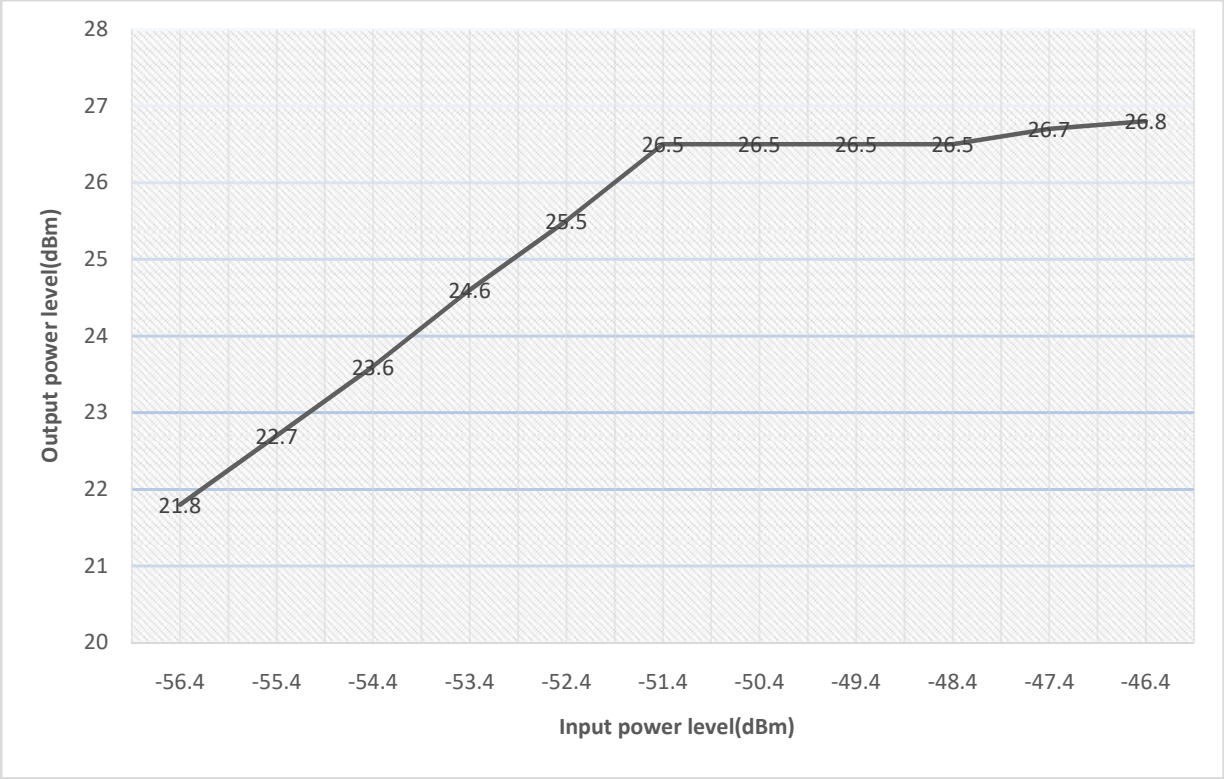

10.3.4.1.2.2.2 P25 Phase II(H-DQPSK)

Test frequency	Signal output power (dBm)	EUT Input cable loss (dB)	EUT Corrected Input power (dBm)	EUT Corrected Output power (dBm)
811.0MHz	-55.5	0.9	-56.4	22.2
	-54.5	0.9	-55.4	23.2
	-53.5	0.9	-54.4	24.2
	-52.5	0.9	-53.4	25.1
	-51.5	0.9	-52.4	26.1
	-50.5	0.9	-51.4	27.0
	-49.5	0.9	-50.4	27.0
	-48.5	0.9	-49.4	27.0
	-47.5	0.9	-48.4	27.0
	-46.5	0.9	-47.4	27.0
	-45.5	0.9	-46.4	27.0

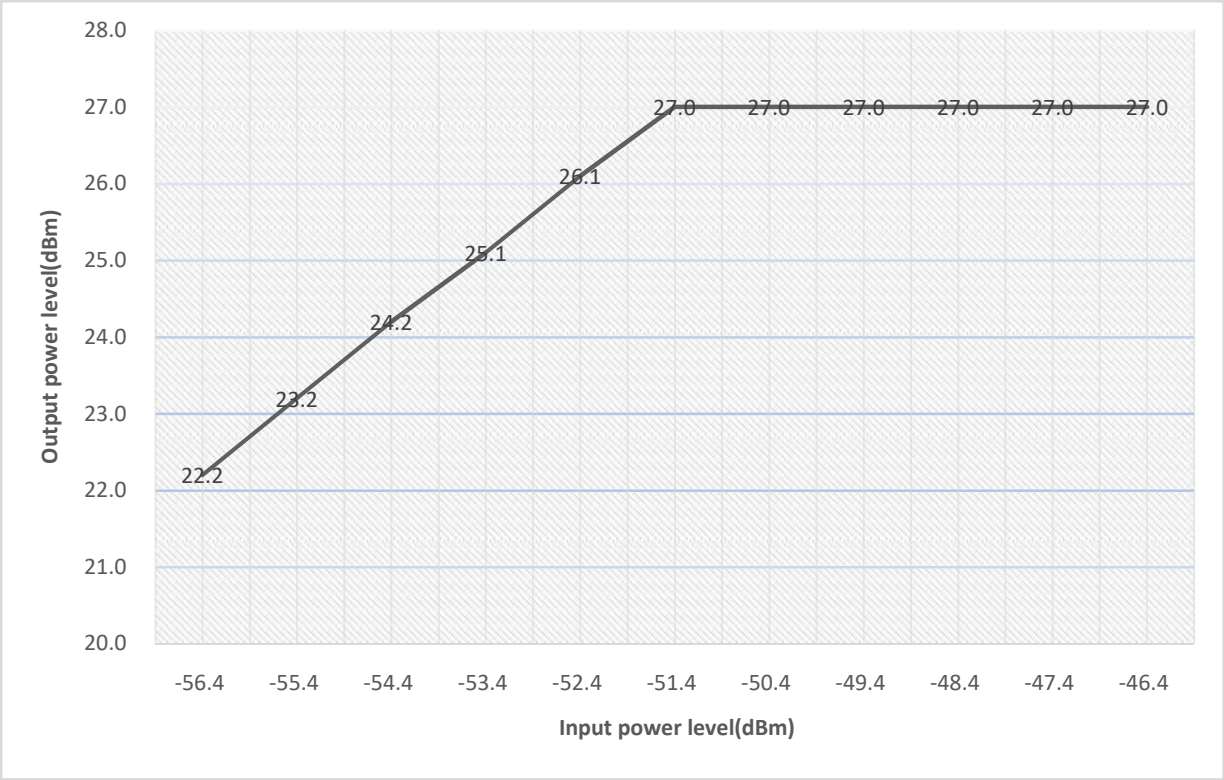

10.3.4.1.2.2.3 Analog FM

Test frequency	Signal output power (dBm)	EUT Input cable loss (dB)	EUT Corrected Input power (dBm)	EUT Corrected Output power (dBm)
811.0MHz	-55.0	0.9	-55.9	21.6
	-54.0	0.9	-54.9	22.6
	-53.0	0.9	-53.9	23.5
	-52.0	0.9	-52.9	24.4
	-51.0	0.9	-51.9	25.4
	-50.0	0.9	-50.9	26.3
	-49.0	0.9	-49.9	26.4
	-48.0	0.9	-48.9	26.4
	-47.0	0.9	-47.9	26.4
	-46.0	0.9	-46.9	26.4
	-45.0	0.9	-45.9	26.4

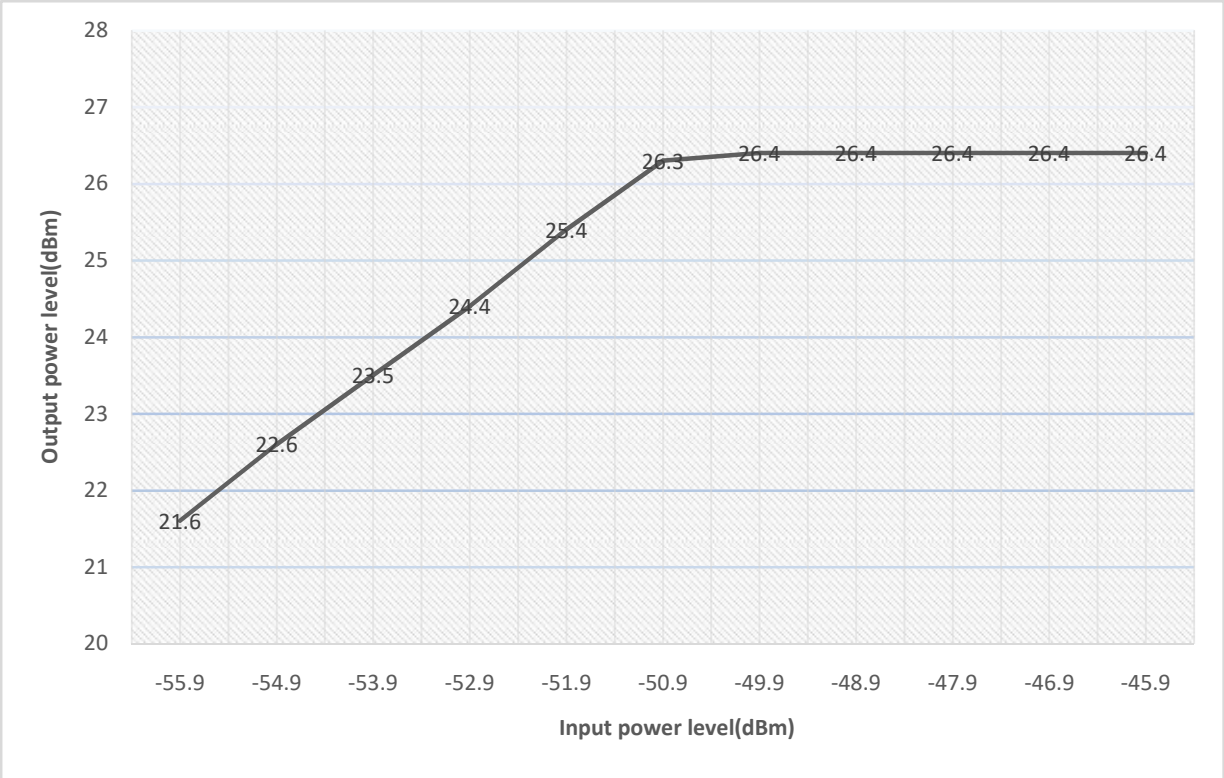

10.3.4.1.2.2.4 Tetra

Test frequency	Signal output power (dBm)	EUT Input cable loss (dB)	EUT Corrected Input power (dBm)	EUT Corrected Output power (dBm)
811.0MHz	-55.0	0.9	-55.9	21.8
	-54.0	0.9	-54.9	22.8
	-53.0	0.9	-53.9	23.8
	-52.0	0.9	-52.9	24.7
	-51.0	0.9	-51.9	25.6
	-50.0	0.9	-50.9	26.5
	-49.0	0.9	-49.9	26.6
	-48.0	0.9	-48.9	26.6
	-47.0	0.9	-47.9	26.6
	-46.0	0.9	-46.9	26.6
	-45.0	0.9	-45.9	26.6

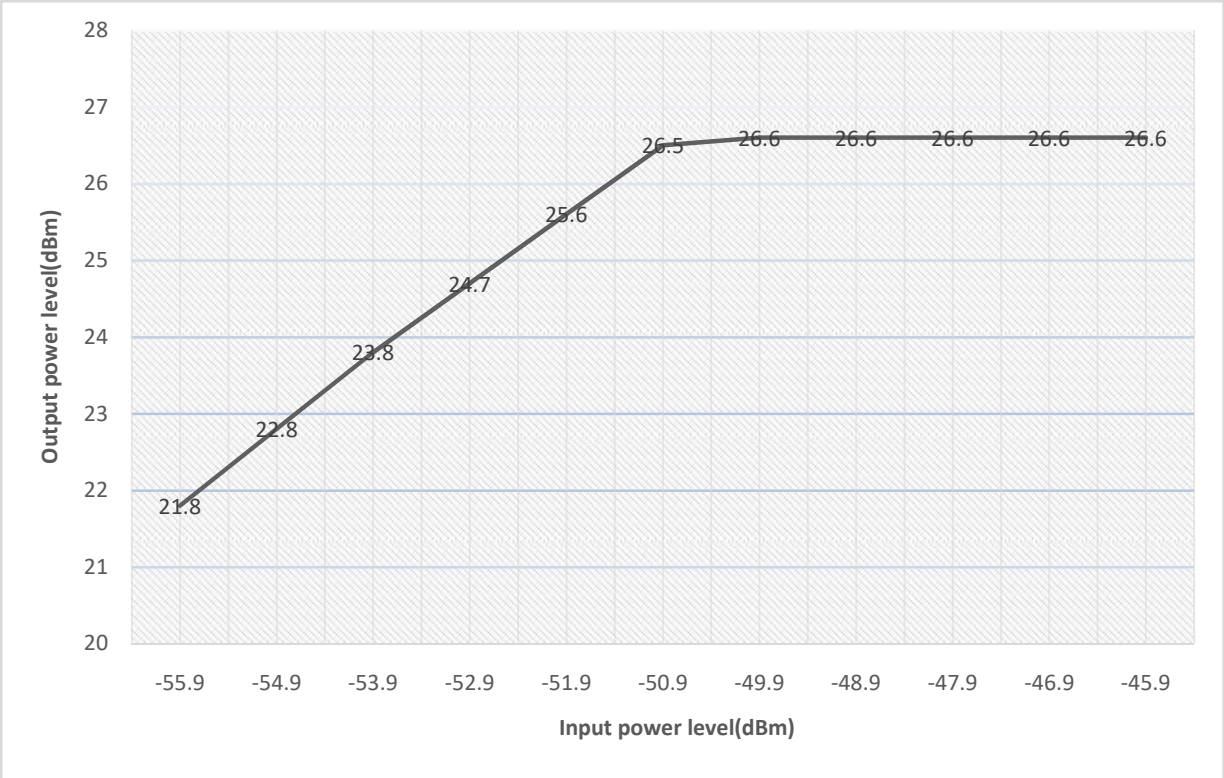

10.3.4.2 0.5W level test data

Test Date (yy-mm-dd): 2023-01-07

Normal condition: Temp: 23.3℃, Humid: 38%, Atmospheric Pressure:101kpa

Supply Voltage: AC 110V, 50Hz

10.3.4.2.1 700MHz Band

10.3.4.2.1.1 Downlink

10.3.4.2.1.1.1 LTE 5MHz

Test frequency	Signal output power (dBm)	EUT Input cable loss (dB)	EUT Corrected Input power (dBm)	EUT Corrected Output power (dBm)
763.0MHz	-56.7	0.9	-57.6	21.6
	-55.7	0.9	-56.6	22.6
	-54.7	0.9	-55.6	23.6
	-53.7	0.9	-54.6	24.6
	-52.7	0.9	-53.6	25.5
	-51.7	0.9	-52.6	26.5
	-50.7	0.9	-51.6	26.5
	-49.7	0.9	-50.6	26.5
	-48.7	0.9	-49.6	26.5
	-47.7	0.9	-48.6	26.5
	-46.7	0.9	-47.6	26.5

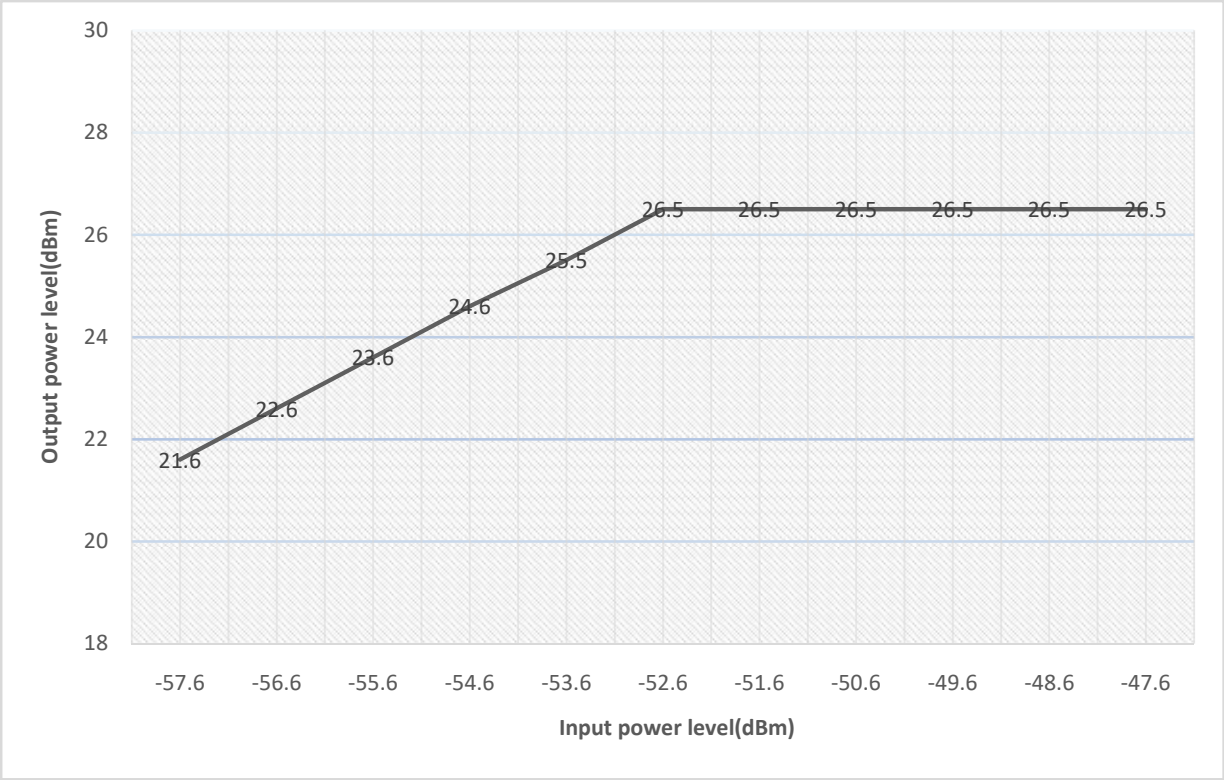

10.3.4.2.1.1.2 LTE 10MHz

Test frequency	Signal output power (dBm)	EUT Input cable loss (dB)	EUT Corrected Input power (dBm)	EUT Corrected Output power (dBm)
763.0MHz	-56.6	0.9	-57.5	21.6
	-55.6	0.9	-56.5	22.6
	-54.6	0.9	-55.5	23.6
	-53.6	0.9	-54.5	24.6
	-52.6	0.9	-53.5	25.5
	-51.6	0.9	-52.5	26.5
	-50.6	0.9	-51.5	26.5
	-49.6	0.9	-50.5	26.5
	-48.6	0.9	-49.5	26.5
	-47.6	0.9	-48.5	26.5
	-46.6	0.9	-47.5	26.5

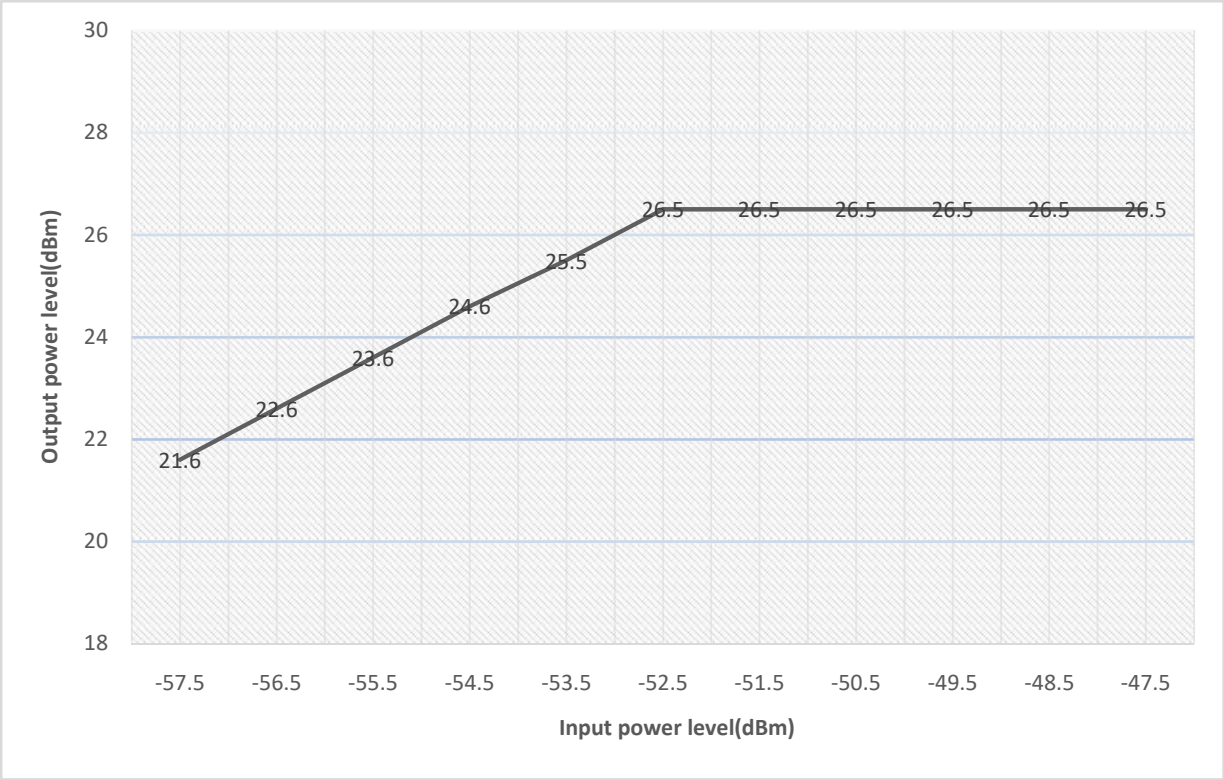

10.3.4.2.1.1.3 P25 Phase I(C4FM)

Test frequency	Signal output power (dBm)	EUT Input cable loss (dB)	EUT Corrected Input power (dBm)	EUT Corrected Output power (dBm)
771.5MHz	-55.9	0.9	-56.8	21.6
	-54.9	0.9	-55.8	22.6
	-53.9	0.9	-54.8	23.6
	-52.9	0.9	-53.8	24.6
	-51.9	0.9	-52.8	25.5
	-50.9	0.9	-51.8	26.5
	-49.9	0.9	-50.8	26.5
	-48.9	0.9	-49.8	26.5
	-47.9	0.9	-48.8	26.5
	-46.9	0.9	-47.8	26.5
	-45.9	0.9	-46.8	26.5

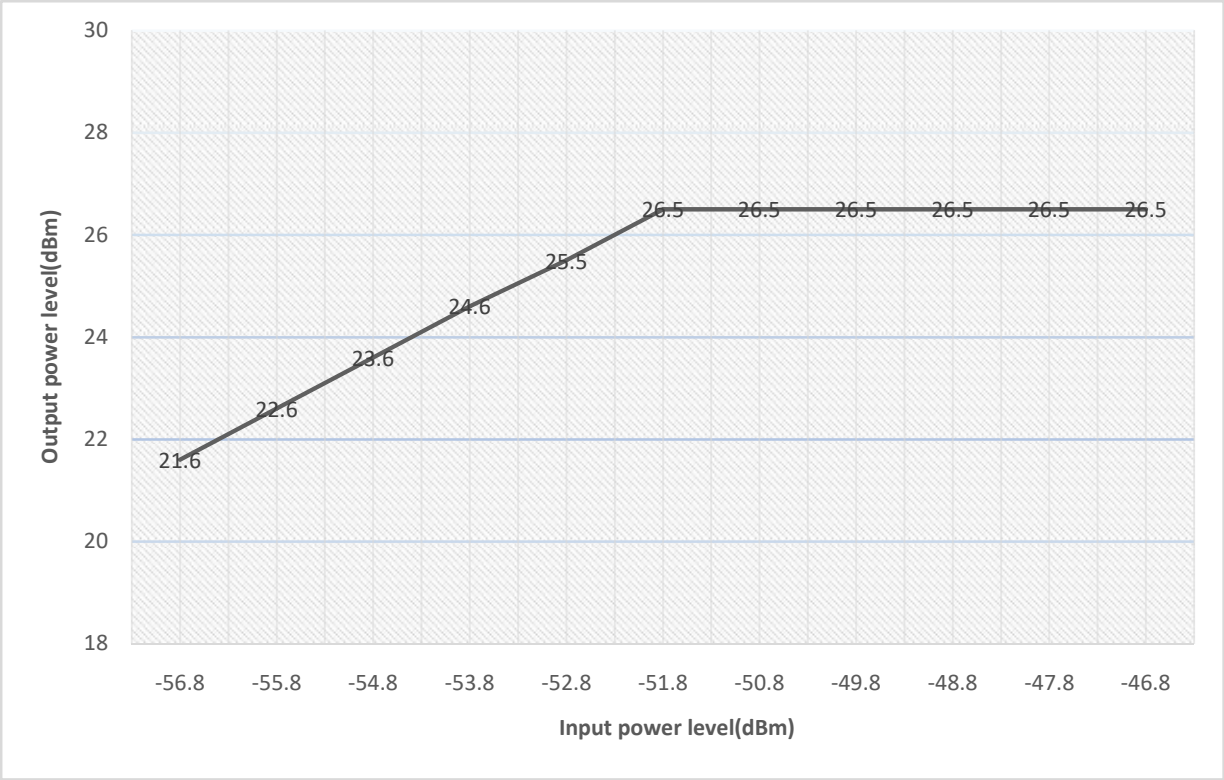

10.3.4.2.1.1.4 P25 Phase II(H-DQPSK)

Test frequency	Signal output power (dBm)	EUT Input cable loss (dB)	EUT Corrected Input power (dBm)	EUT Corrected Output power (dBm)
771.5MHz	-57.0	0.9	-57.9	21.6
	-56.0	0.9	-56.9	22.5
	-55.0	0.9	-55.9	23.4
	-54.0	0.9	-54.9	24.4
	-53.0	0.9	-53.9	25.4
	-52.0	0.9	-52.9	26.0
	-51.0	0.9	-51.9	25.9
	-50.0	0.9	-50.9	25.9
	-49.0	0.9	-49.9	25.9
	-48.0	0.9	-48.9	25.9
	-47.0	0.9	-47.9	25.9

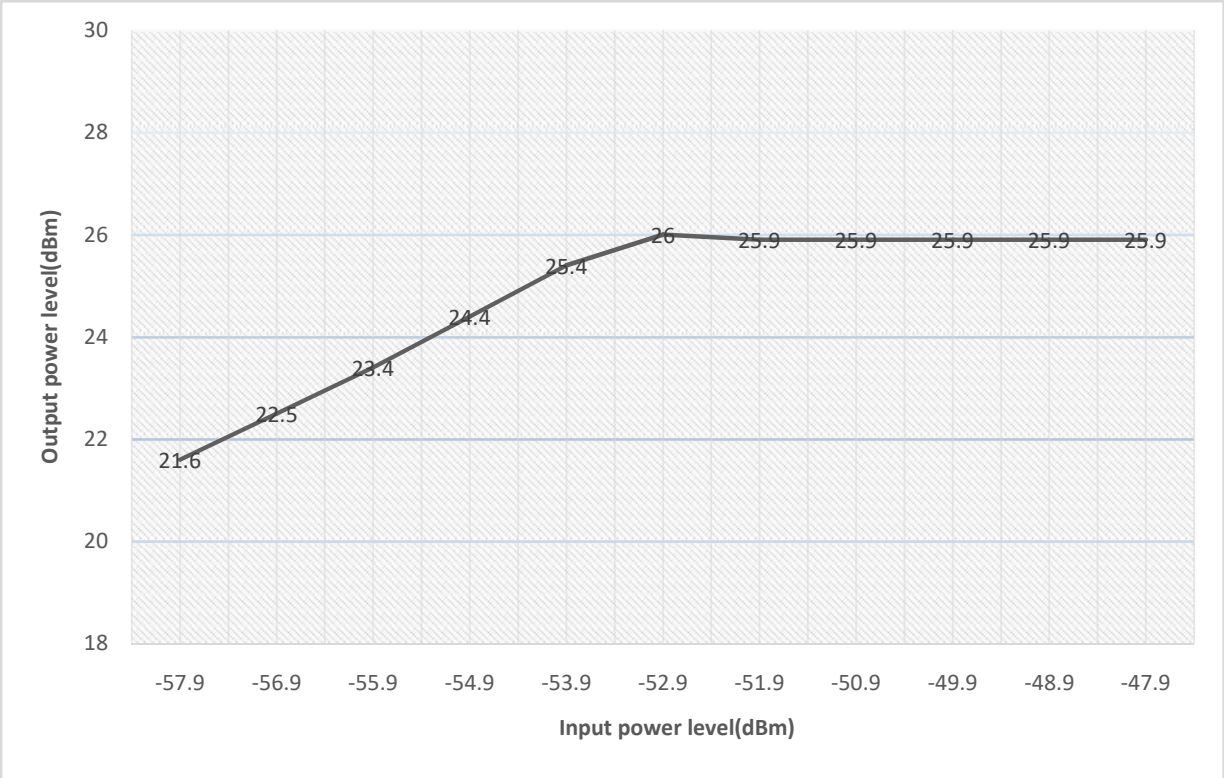

10.3.4.2.1.1.5 Analog FM

Test frequency	Signal output power (dBm)	EUT Input cable loss (dB)	EUT Corrected Input power (dBm)	EUT Corrected Output power (dBm)
771.5MHz	-56.2	0.9	-57.1	21.6
	-55.2	0.9	-56.1	22.6
	-54.2	0.9	-55.1	23.6
	-53.2	0.9	-54.1	24.6
	-52.2	0.9	-53.1	25.5
	-51.2	0.9	-52.1	26.6
	-50.2	0.9	-51.1	26.6
	-49.2	0.9	-50.1	26.6
	-48.2	0.9	-49.1	26.4
	-47.2	0.9	-48.1	26.4
	-46.2	0.9	-47.1	26.4

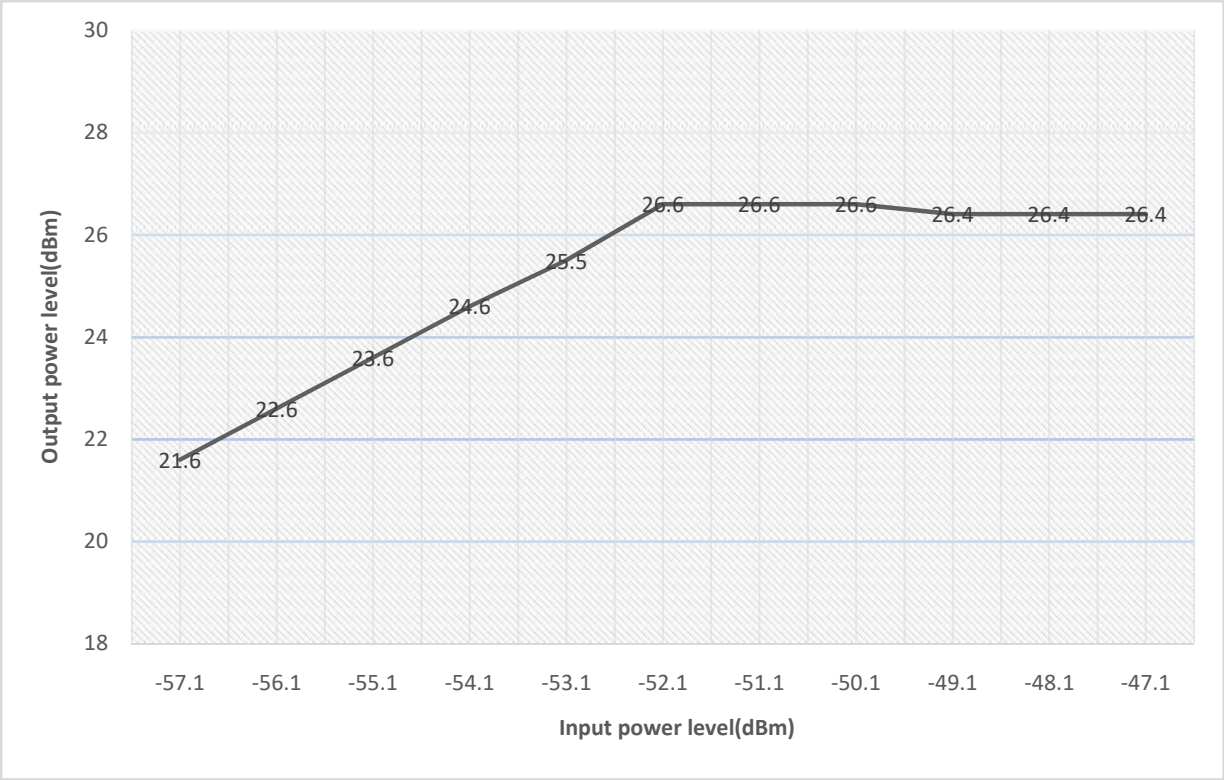

10.3.4.2.1.2 Uplink

10.3.4.2.1.2.1 LTE 5MHz

Test frequency	Signal output power (dBm)	EUT Input cable loss (dB)	EUT Corrected Input power (dBm)	EUT Corrected Output power (dBm)
793.0MHz	-55.9	0.9	-56.8	21.1
	-54.9	0.9	-55.8	22.1
	-53.9	0.9	-54.8	23.1
	-52.9	0.9	-53.8	24.0
	-51.9	0.9	-52.8	25.0
	-50.9	0.9	-51.8	26.0
	-49.9	0.9	-50.8	26.0
	-48.9	0.9	-49.8	26.0
	-47.9	0.9	-48.8	26.0
	-46.9	0.9	-47.8	26.0
	-45.9	0.9	-46.8	26.0

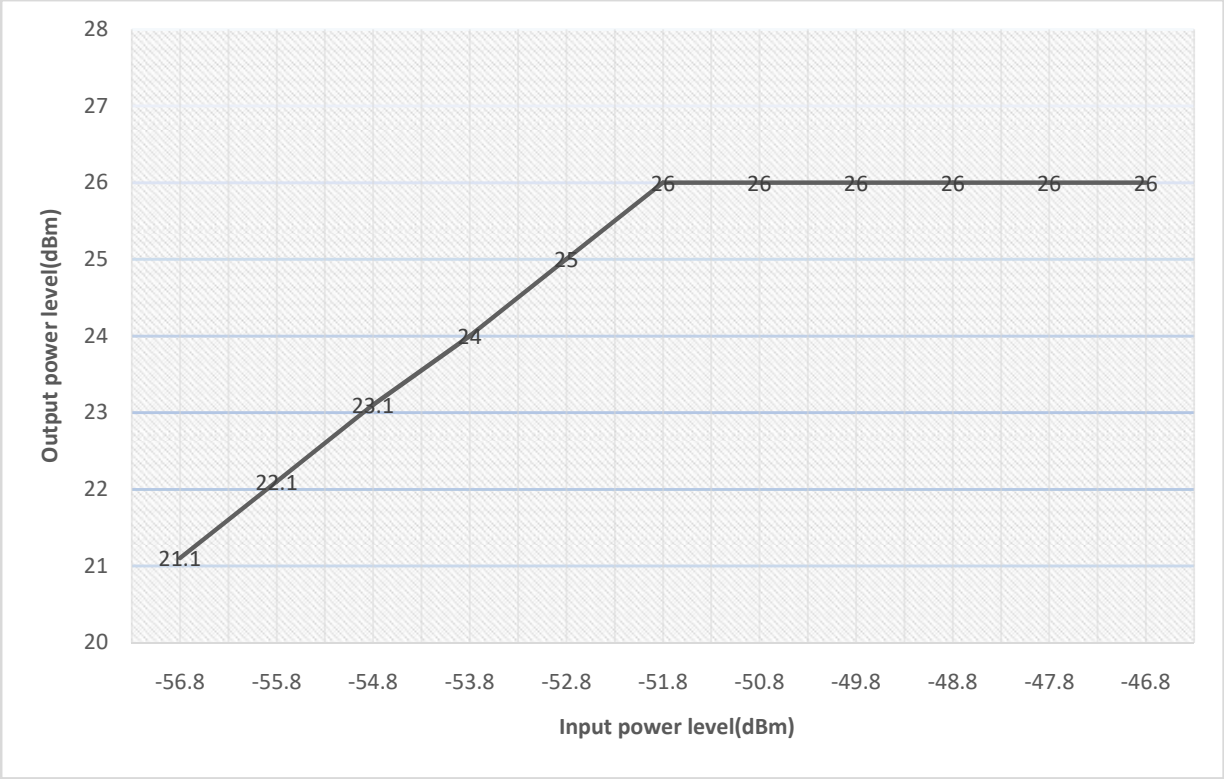

10.3.4.2.1.2.2 LTE 10MHz

Test frequency	Signal output power (dBm)	EUT Input cable loss (dB)	EUT Corrected Input power (dBm)	EUT Corrected Output power (dBm)
793.0MHz	-55.5	0.9	-56.4	21.6
	-54.5	0.9	-55.4	22.6
	-53.5	0.9	-54.4	23.6
	-52.5	0.9	-53.4	24.6
	-51.5	0.9	-52.4	25.6
	-50.5	0.9	-51.4	26.6
	-49.5	0.9	-50.4	26.6
	-48.5	0.9	-49.4	26.6
	-47.5	0.9	-48.4	26.6
	-46.5	0.9	-47.4	26.6
	-45.5	0.9	-46.4	26.6

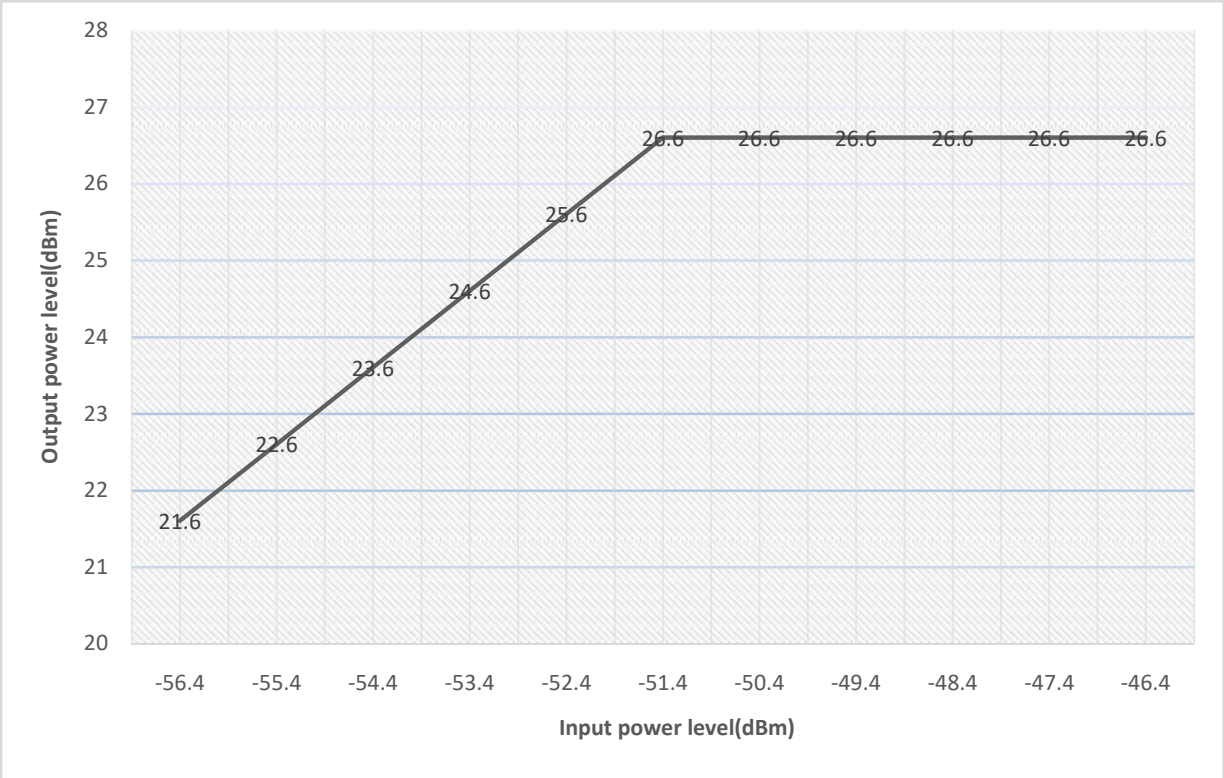

10.3.4.2.1.2.3 P25 Phase I(C4FM)

Test frequency	Signal output power (dBm)	EUT Input cable loss (dB)	EUT Corrected Input power (dBm)	EUT Corrected Output power (dBm)
801.5MHz	-56	0.9	-56.9	22.3
	-55	0.9	-55.9	23.3
	-54	0.9	-54.9	24.2
	-53	0.9	-53.9	25.1
	-52	0.9	-52.9	26.1
	-51	0.9	-51.9	27.0
	-50	0.9	-50.9	27.0
	-49	0.9	-49.9	27.0
	-48	0.9	-48.9	27.0
	-47	0.9	-47.9	27.0
	-46	0.9	-46.9	27.0

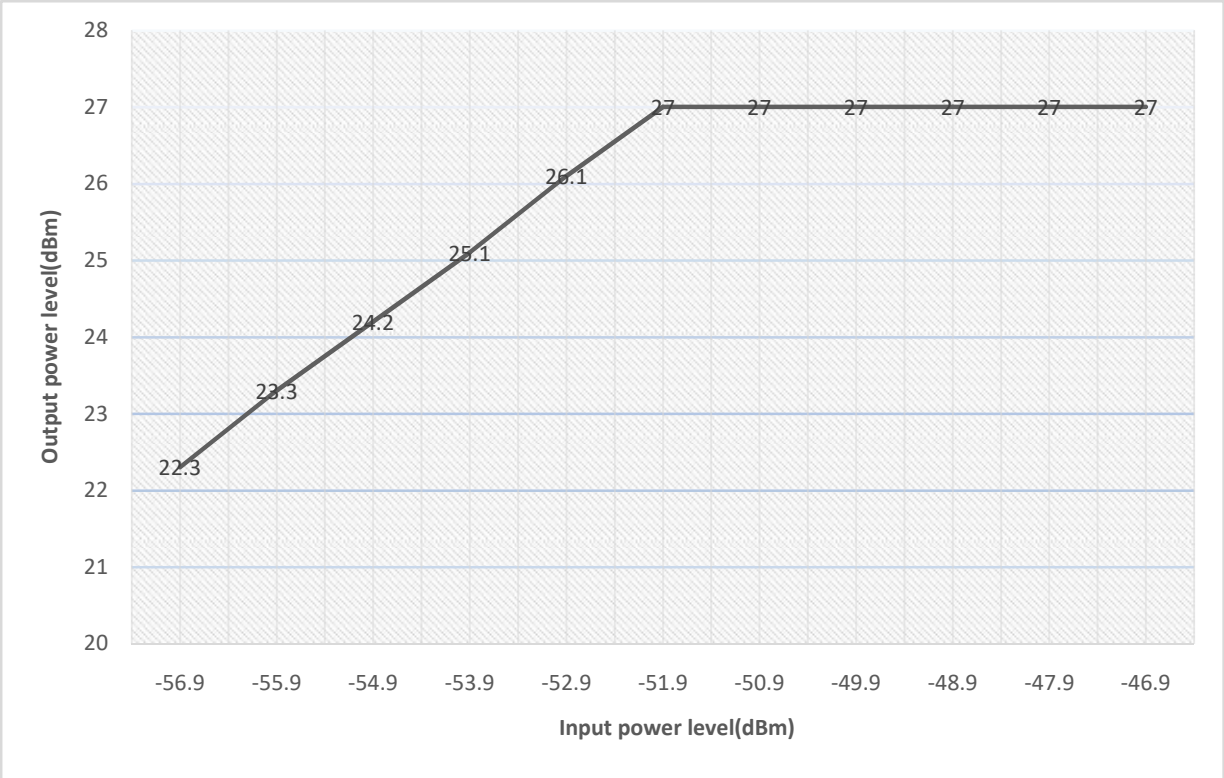

10.3.4.2.1.2.4 P25 Phase II(H-DQPSK)

Test frequency	Signal output power (dBm)	EUT Input cable loss (dB)	EUT Corrected Input power (dBm)	EUT Corrected Output power (dBm)
801.5MHz	-56	0.9	-56.9	22.0
	-55	0.9	-55.9	23.0
	-54	0.9	-54.9	24.0
	-53	0.9	-53.9	24.9
	-52	0.9	-52.9	26.0
	-51	0.9	-51.9	26.9
	-50	0.9	-50.9	26.9
	-49	0.9	-49.9	26.9
	-48	0.9	-48.9	26.9
	-47	0.9	-47.9	27.0
	-46	0.9	-46.9	27.0

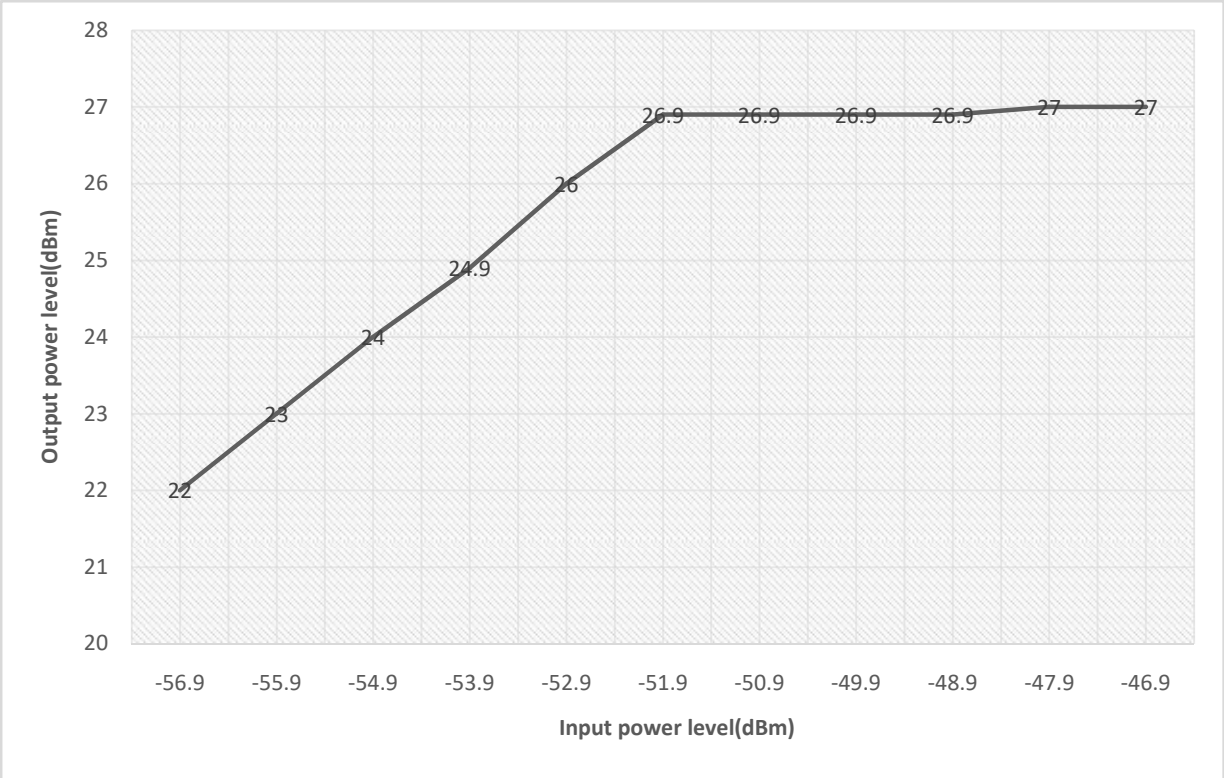

10.3.4.2.1.2.5 Analog FM

Test frequency	Signal output power (dBm)	EUT Input cable loss (dB)	EUT Corrected Input power (dBm)	EUT Corrected Output power (dBm)
801.5MHz	-56	0.9	-56.9	22.4
	-55	0.9	-55.9	23.4
	-54	0.9	-54.9	24.3
	-53	0.9	-53.9	25.2
	-52	0.9	-52.9	26.2
	-51	0.9	-51.9	27.1
	-50	0.9	-50.9	27.1
	-49	0.9	-49.9	27.1
	-48	0.9	-48.9	27.1
	-47	0.9	-47.9	27.1
	-46	0.9	-46.9	27.1

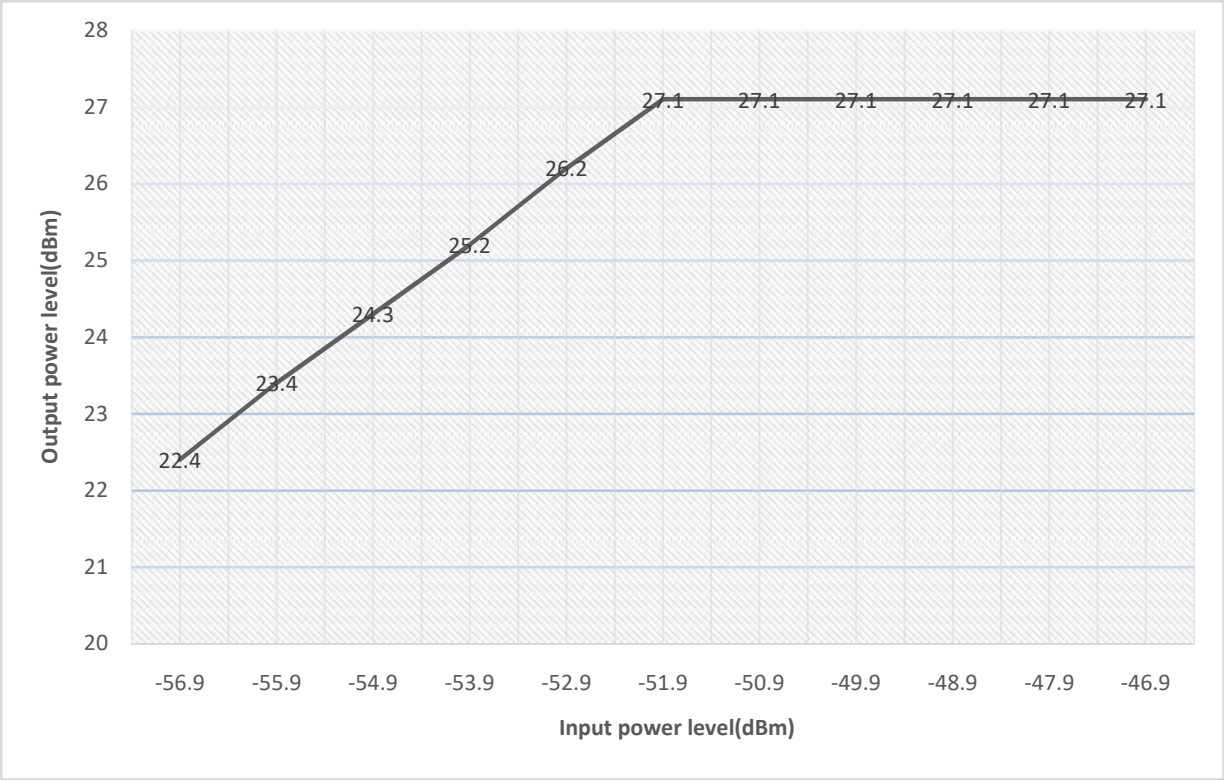

10.3.4.2.2 800MHz Band

10.3.4.2.2.1 Downlink

10.3.4.2.2.1.1 P25 Phase I(C4FM)

Test frequency	Signal output power (dBm)	EUT Input cable loss (dB)	EUT Corrected Input power (dBm)	EUT Corrected Output power (dBm)
856.0MHz	-55.0	0.9	-55.9	23.0
	-54.0	0.9	-54.9	24.0
	-53.0	0.9	-53.9	24.9
	-52.0	0.9	-52.9	25.9
	-51.0	0.9	-51.9	26.8
	-50.0	0.9	-50.9	27.7
	-49.0	0.9	-49.9	27.7
	-48.0	0.9	-48.9	27.8
	-47.0	0.9	-47.9	27.8
	-46.0	0.9	-46.9	27.8
	-45.0	0.9	-45.9	27.8

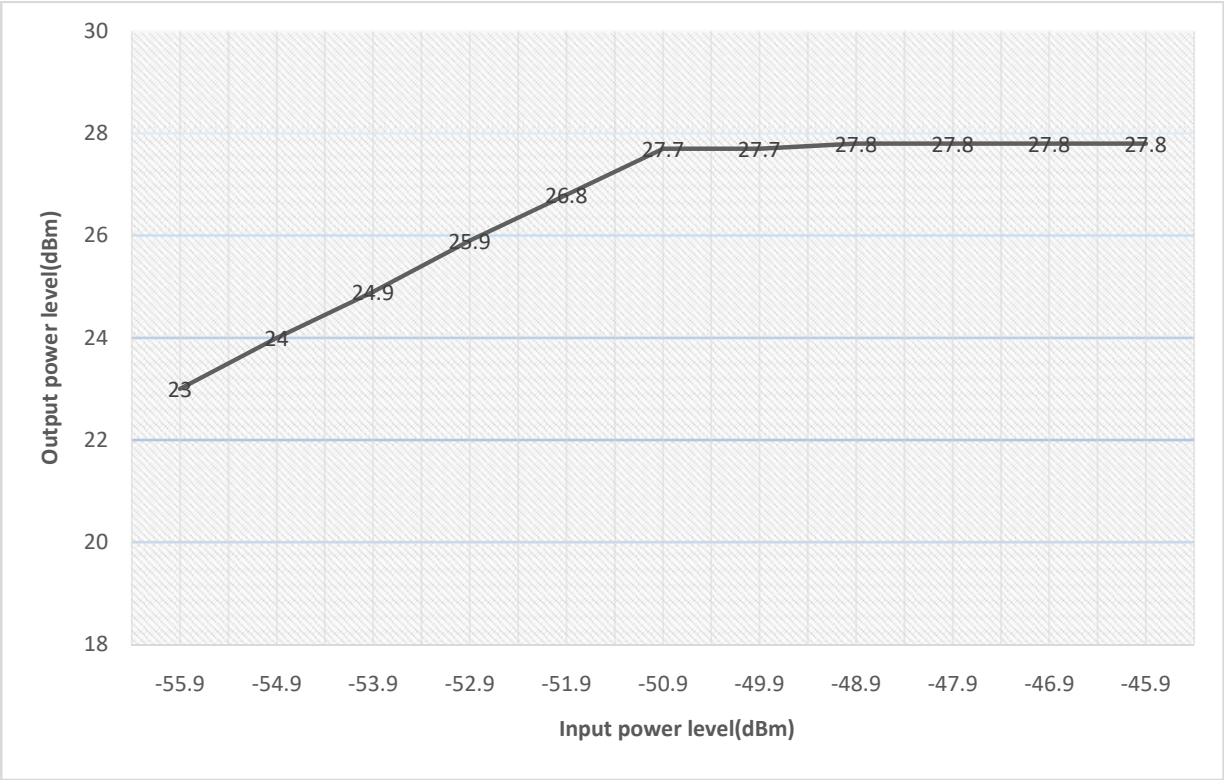

10.3.4.2.2.1.2 P25 Phase II(H-DQPSK)
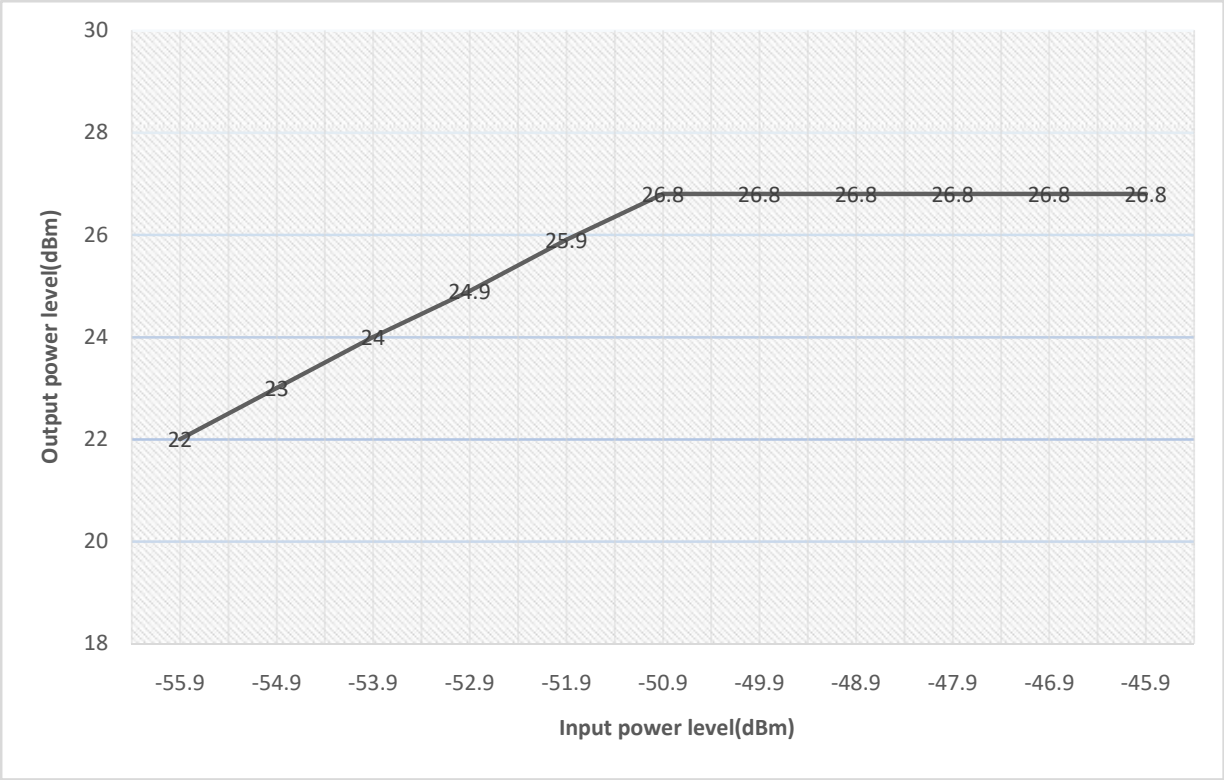
Test frequency	Signal output power (dBm)	EUT Input cable loss (dB)	EUT Corrected Input power (dBm)	EUT Corrected Output power (dBm)
856.0MHz	-55.0	0.9	-55.9	22.0
	-54.0	0.9	-54.9	23.0
	-53.0	0.9	-53.9	24.0
	-52.0	0.9	-52.9	24.9
	-51.0	0.9	-51.9	25.9
	-50.0	0.9	-50.9	26.8
	-49.0	0.9	-49.9	26.8
	-48.0	0.9	-48.9	26.8
	-47.0	0.9	-47.9	26.8
	-46.0	0.9	-46.9	26.8
	-45.0	0.9	-45.9	26.8