10.5.2 Test configuration

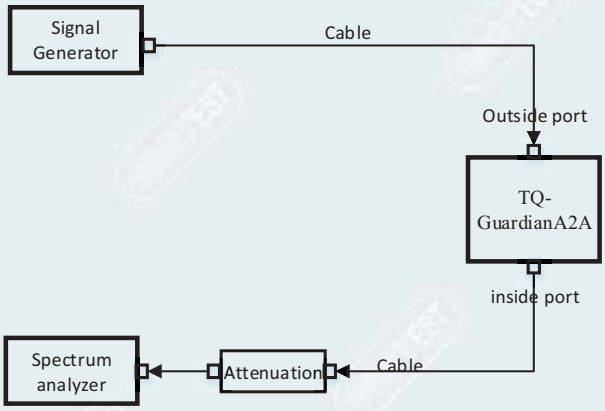

Figure 10.5-1 Downlink connection diagram

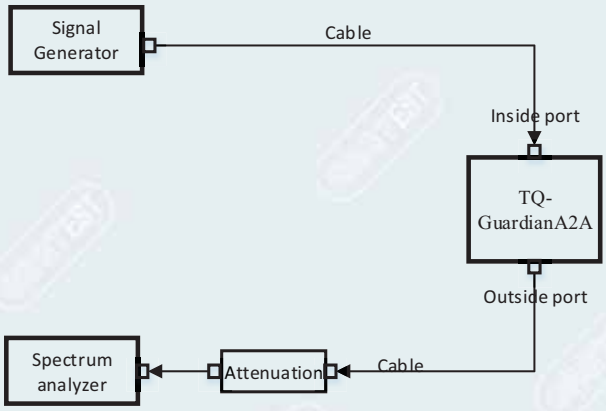

Figure 10.5-2 Uplink connection diagram

10.5.3 Test procedures

a) Connect a signal generator to the input of the EUT.
b) Configure the signal generator to transmit the appropriate test signal associated with the public safety emission designation (see Table 1).
c) Configure the signal level to be just below the AGC threshold (see results from 4.2).
d) Connect a spectrum analyzer to the output of the EUT using appropriate attenuation as necessary.
e) Set the spectrum analyzer center frequency to the nominal EUT channel center frequency. The span range for the spectrum analyzer shall be between 2 × to 5 × the EBW (or OBW).
f) The nominal RBW shall be 300 Hz for 16K0F3E, and 100 Hz for all other emissions types.
g) Set the reference level of the spectrum analyzer to accommodate the maximum input amplitude level, i.e., the level at f_0 per 4.3.
h) Set spectrum analyzer detection mode to peak, and trace mode to max hold.
i) Allow the trace to fully stabilize.
j) Confirm that the signal is contained within the appropriate emissions mask.
k) Use the marker function to determine the maximum emission level and record the associated frequency.
l) Capture the emissions mask plot for inclusion in the test report (output signal spectra).
m) Measure the EUT input signal power (signal generator output signal) directly from the signal generator using power measurement guidance provided in KDB Publication 971168 [R8] (input signal spectra).
n) Compare the spectral plot of the output signal (determined in step k), to the input signal (determined in step l) to affirm they are similar (in passband and rolloff characteristic features and relative spectral locations).
o) Repeat steps d) to n) with the input signal amplitude set 3 dB above the AGC threshold.
p) Repeat steps b) to o) for all authorized operational bands and emissions types (see applicable regulatory specifications, e.g., Section 90.210).
q) Include all accumulated spectral plots depicting EUT input signal and EUT output signal in the test report, and note any observed dissimilarities.

10.5.4 Test results

Test Date (yy-mm-dd): 2021-09-05

Normal condition: Temp: 25.3℃, Humid:52%, Atmospheric Pressure:101kpa

Supply Voltage: AC 110V, 50Hz

10.5.4.1 Emission mask

10.5.4.1.1 700MHz Band

10.5.4.1.1.1 P25 Phase I(C4FM) mode

Carrier frequency (MHz)	Input signal status	Limit	Test Data	Result
Downlink transmit mode				
Low frequency: 769.00625	with the input signal amplitude set the AGC threshold	Mask B+C	See clause 10.5.5.1.1.1.1	PASS
	with the input signal amplitude set 3 dB above the AGC threshold	Mask B+C	See clause 10.5.5.1.1.1.1	PASS
Mid frequency: 772	with the input signal amplitude set the AGC threshold	Mask B+C	See clause 10.5.5.1.1.1.1	PASS
	with the input signal amplitude set 3 dB above the AGC threshold	Mask B+C	See clause 10.5.5.1.1.1.1	PASS
High frequency: 774.99375	with the input signal amplitude set the AGC threshold	Mask B+C	See clause 10.5.5.1.1.1.1	PASS
	with the input signal amplitude set 3 dB above the AGC threshold	Mask B+C	See clause 10.5.5.1.1.1.1	PASS
Uplink transmit mode				
Low frequency: 799.00625	with the input signal amplitude set the AGC threshold	Mask B+C	See clause 10.5.5.1.1.1.2	PASS
	with the input signal amplitude set 3 dB above the AGC threshold	Mask B+C	See clause 10.5.5.1.1.1.2	PASS
Mid frequency: 802	with the input signal amplitude set the AGC threshold	Mask B+C	See clause 10.5.5.1.1.1.2	PASS
	with the input signal amplitude set 3 dB above the AGC threshold	Mask B+C	See clause 10.5.5.1.1.1.2	PASS
High frequency: 804.99375	with the input signal amplitude set the AGC threshold	Mask B+C	See clause 10.5.5.1.1.1.2	PASS
	with the input signal amplitude set 3 dB above the AGC threshold	Mask B+C	See clause 10.5.5.1.1.1.2	PASS

10.5.4.1.1.2 P25 Phase II(H-DQPSK) mode

Carrier frequency (MHz)	Input signal status	Limit	Test Data	Result
Downlink transmit mode				
Low frequency: 769.00625	with the input signal amplitude set the AGC threshold	Mask B+C	See clause 10.5.5.1.1.2.1	PASS
	with the input signal amplitude set 3 dB above the AGC threshold	Mask B+C	See clause 10.5.5.1.1.2.1	PASS
Mid frequency: 772	with the input signal amplitude set the AGC threshold	Mask B+C	See clause 10.5.5.1.1.2.1	PASS
	with the input signal amplitude set 3 dB above the AGC threshold	Mask B+C	See clause 10.5.5.1.1.2.1	PASS
High frequency: 774.99375	with the input signal amplitude set the AGC threshold	Mask B+C	See clause 10.5.5.1.1.2.1	PASS
	with the input signal amplitude set 3 dB above the AGC threshold	Mask B+C	See clause 10.5.5.1.1.2.1	PASS
Uplink transmit mode				

Low frequency: 799.00625	with the input signal amplitude set the AGC threshold	Mask B+C	See clause 10.5.5.1.1.2.2	PASS
	with the input signal amplitude set 3 dB above the AGC threshold	Mask B+C	See clause 10.5.5.1.1.2.2	PASS
Mid frequency: 802	with the input signal amplitude set the AGC threshold	Mask B+C	See clause 10.5.5.1.1.2.2	PASS
	with the input signal amplitude set 3 dB above the AGC threshold	Mask B+C	See clause 10.5.5.1.1.2.2	PASS
High frequency: 804.99375	with the input signal amplitude set the AGC threshold	Mask B+C	See clause 10.5.5.1.1.2.2	PASS
	with the input signal amplitude set 3 dB above the AGC threshold	Mask B+C	See clause 10.5.5.1.1.2.2	PASS

10.5.4.1.1.3 Analog FM mode

Carrier frequency (MHz)	Input signal status	Limit	Test Data	Result
Downlink transmit mode				
Low frequency: 769.0125	with the input signal amplitude set the AGC threshold	Mask B+G	See clause 10.5.5.1.1.3.1	PASS
	with the input signal amplitude set 3 dB above the AGC threshold	Mask B+G	See clause 10.5.5.1.1.3.1	PASS
Mid frequency: 772	with the input signal amplitude set the AGC threshold	Mask B+G	See clause 10.5.5.1.1.3.1	PASS
	with the input signal amplitude set 3 dB above the AGC threshold	Mask B+G	See clause 10.5.5.1.1.3.1	PASS
High frequency: 774.9875	with the input signal amplitude set the AGC threshold	Mask B+G	See clause 10.5.5.1.1.3.1	PASS
	with the input signal amplitude set 3 dB above the AGC threshold	Mask B+G	See clause 10.5.5.1.1.3.1	PASS
Uplink transmit mode				
Low frequency: 799.0125	with the input signal amplitude set the AGC threshold	Mask B+G	See clause 10.5.5.1.1.3.2	PASS
	with the input signal amplitude set 3 dB above the AGC threshold	Mask B+G	See clause 10.5.5.1.1.3.2	PASS
Mid frequency: 802	with the input signal amplitude set the AGC threshold	Mask B+G	See clause 10.5.5.1.1.3.2	PASS
	with the input signal amplitude set 3 dB above the AGC threshold	Mask B+G	See clause 10.5.5.1.1.3.2	PASS
High frequency: 804.9875	with the input signal amplitude set the AGC threshold	Mask B+G	See clause 10.5.5.1.1.3.2	PASS
	with the input signal amplitude set 3 dB above the AGC threshold	Mask B+G	See clause 10.5.5.1.1.3.2	PASS

10.5.4.1.2 800MHz Band

10.5.4.1.2.1 P25 Phase I(C4FM) mode

Carrier frequency (MHz)	Input signal status	Limit	Test Data	Result
Downlink transmit mode				
Low frequency: 851.00625	with the input signal amplitude set the AGC threshold	Mask B+D+G+H	See clause 10.5.5.1.2.1.1	PASS
	with the input signal amplitude set 3 dB above the AGC threshold	Mask B+D+G+H	See clause 10.5.5.1.2.1.1	PASS
Mid frequency: 856.0	with the input signal amplitude set the AGC threshold	Mask B+D+G+H	See clause 10.5.5.1.2.1.1	PASS
	with the input signal amplitude set 3 dB above the AGC threshold	Mask B+D+G+H	See clause 10.5.5.1.2.1.1	PASS
High frequency: 860.99375	with the input signal amplitude set the AGC threshold	Mask B+D+G+H	See clause 10.5.5.1.2.1.1	PASS
	with the input signal amplitude set 3 dB above the AGC threshold	Mask B+D+G+H	See clause 10.5.5.1.2.1.1	PASS
Uplink transmit mode				
Low frequency: 806.00625	with the input signal amplitude set the AGC threshold	Mask B+D+G+H	See clause 10.5.5.1.2.1.2	PASS
	with the input signal amplitude set 3 dB above the AGC threshold	Mask B+D+G+H	See clause 10.5.5.1.2.1.2	PASS
Mid frequency: 811	with the input signal amplitude set the AGC threshold	Mask B+D+G+H	See clause 10.5.5.1.2.1.2	PASS
	with the input signal amplitude set 3 dB above the AGC threshold	Mask B+D+G+H	See clause 10.5.5.1.2.1.2	PASS
High frequency: 815.99375	with the input signal amplitude set the AGC threshold	Mask B+D+G+H	See clause 10.5.5.1.2.1.2	PASS
	with the input signal amplitude set 3 dB above the AGC threshold	Mask B+D+G+H	See clause 10.5.5.1.2.1.2	PASS

10.5.4.1.2.2 P25 Phase II(H-DQPSK) mode

Carrier frequency (MHz)	Input signal status	Limit	Test Data	Result
Downlink transmit mode				
Low frequency: 851.00625	with the input signal amplitude set the AGC threshold	Mask B+D+G+H	See clause 10.5.5.1.2.2.1	PASS
	with the input signal amplitude set 3 dB above the AGC threshold	Mask B+D+G+H	See clause 10.5.5.1.2.2.1	PASS
Mid frequency: 856	with the input signal amplitude set the AGC threshold	Mask B+D+G+H	See clause 10.5.5.1.2.2.1	PASS
	with the input signal amplitude set 3 dB above the AGC threshold	Mask B+D+G+H	See clause 10.5.5.1.2.2.1	PASS
High frequency: 860.99375	with the input signal amplitude set the AGC threshold	Mask B+D+G+H	See clause 10.5.5.1.2.2.1	PASS
	with the input signal amplitude set 3 dB above the AGC threshold	Mask B+D+G+H	See clause 10.5.5.1.2.2.1	PASS
Uplink transmit mode				
Low frequency: 806.00625	with the input signal amplitude set the AGC threshold	Mask B+D+G+H	See clause 10.5.5.1.2.2.2	PASS
	with the input signal amplitude set 3 dB above the AGC threshold	Mask B+D+G+H	See clause 10.5.5.1.2.2.2	PASS
Mid frequency: 811	with the input signal amplitude set the AGC threshold	Mask B+D+G+H	See clause 10.5.5.1.2.2.2	PASS
	with the input signal amplitude set 3 dB above the AGC threshold	Mask B+D+G+H	See clause 10.5.5.1.2.2.2	PASS

High frequency: 815.99375	with the input signal amplitude set the AGC threshold	Mask B+D+G+H	See clause 10.5.5.1.2.2.2	PASS
	with the input signal amplitude set 3 dB above the AGC threshold	Mask B+D+G+H	See clause 10.5.5.1.2.2.2	PASS

10.5.4.1.2.3 TETRA mode

Carrier frequency (MHz)	Input signal status	Limit	Test Data	Result
Downlink transmit mode				
Low frequency: 851.0125	with the input signal amplitude set the AGC threshold	Mask B+G	See clause 10.5.5.1.2.3.1	PASS
	with the input signal amplitude set 3 dB above the AGC threshold	Mask B+G	See clause 10.5.5.1.2.3.1	PASS
Mid frequency: 856.0	with the input signal amplitude set the AGC threshold	Mask B+G	See clause 10.5.5.1.2.3.1	PASS
	with the input signal amplitude set 3 dB above the AGC threshold	Mask B+G	See clause 10.5.5.1.2.3.1	PASS
High frequency: 860.9875	with the input signal amplitude set the AGC threshold	Mask B+G	See clause 10.5.5.1.2.3.1	PASS
	with the input signal amplitude set 3 dB above the AGC threshold	Mask B+G	See clause 10.5.5.1.2.3.1	PASS
Uplink transmit mode				
Low frequency: 806.0125	with the input signal amplitude set the AGC threshold	Mask B+G	See clause 10.5.5.1.2.3.2	PASS
	with the input signal amplitude set 3 dB above the AGC threshold	Mask B+G	See clause 10.5.5.1.2.3.2	PASS
Mid frequency: 811.0	with the input signal amplitude set the AGC threshold	Mask B+G	See clause 10.5.5.1.2.3.2	PASS
	with the input signal amplitude set 3 dB above the AGC threshold	Mask B+G	See clause 10.5.5.1.2.3.2	PASS
High frequency: 815.9875	with the input signal amplitude set the AGC threshold	Mask B+G	See clause 10.5.5.1.2.3.2	PASS
	with the input signal amplitude set 3 dB above the AGC threshold	Mask B+G	See clause 10.5.5.1.2.3.2	PASS

10.5.4.1.2.4 Analog FM mode

Carrier frequency (MHz)	Input signal status	Limit	Test Data	Result
Downlink transmit mode				
Low frequency: 851.0125	with the input signal amplitude set the AGC threshold	Mask B+G	See clause 10.5.5.1.2.4.1	PASS
	with the input signal amplitude set 3 dB above the AGC threshold	Mask B+G	See clause 10.5.5.1.2.4.1	PASS
Mid frequency: 856.0	with the input signal amplitude set the AGC threshold	Mask B+G	See clause 10.5.5.1.2.4.1	PASS
	with the input signal amplitude set 3 dB above the AGC threshold	Mask B+G	See clause 10.5.5.1.2.4.1	PASS
High frequency: 860.9875	with the input signal amplitude set the AGC threshold	Mask B+G	See clause 10.5.5.1.2.4.1	PASS
	with the input signal amplitude set 3 dB above the AGC threshold	Mask B+G	See clause 10.5.5.1.2.4.1	PASS
Uplink transmit mode				
Low frequency: 806.0125	with the input signal amplitude set the AGC threshold	Mask B+G	See clause 10.5.5.1.2.4.2	PASS
	with the input signal amplitude set 3 dB above the AGC threshold	Mask B+G	See clause 10.5.5.1.2.4.2	PASS
Mid frequency: 811.0	with the input signal amplitude set the AGC threshold	Mask B+G	See clause 10.5.5.1.2.4.2	PASS

	with the input signal amplitude set 3 dB above the AGC threshold	Mask B+G	See clause 10.5.5.1.2.4.2	PASS
High frequency: 815.9875	with the input signal amplitude set the AGC threshold	Mask B+G	See clause 10.5.5.1.2.4.2	PASS
	with the input signal amplitude set 3 dB above the AGC threshold	Mask B+G	See clause 10.5.5.1.2.4.2	PASS

10.5.4.2 Occupied bandwidth

10.5.4.2.1 700MHz Band

10.5.4.2.1.1 P25 Phase I(C4FM) mode

Carrier frequency (MHz)	Input signal status	Test data	Result
(1) Downlink transmit mode			
Low frequency: 769.00625	with the input signal amplitude set the AGC threshold	See clause 10.5.5.2.1.1.1	PASS
	with the input signal amplitude set 3 dB above the AGC threshold	See clause 10.5.5.2.1.1.1	PASS
Mid frequency: 772	with the input signal amplitude set the AGC threshold	See clause 10.5.5.2.1.1.1	PASS
	with the input signal amplitude set 3 dB above the AGC threshold	See clause 10.5.5.2.1.1.1	PASS
High frequency: 774.99375	with the input signal amplitude set the AGC threshold	See clause 10.5.5.2.1.1.1	PASS
	with the input signal amplitude set 3 dB above the AGC threshold	See clause 10.5.5.2.1.1.1	PASS
(2) Uplink transmit mode			
Low frequency: 799.00625	with the input signal amplitude set the AGC threshold	See clause 10.5.5.2.1.1.2	PASS
	with the input signal amplitude set 3 dB above the AGC threshold	See clause 10.5.5.2.1.1.2	PASS
Mid frequency: 802	with the input signal amplitude set the AGC threshold	See clause 10.5.5.2.1.1.2	PASS
	with the input signal amplitude set 3 dB above the AGC threshold	See clause 10.5.5.2.1.1.2	PASS
High frequency: 804.99375	with the input signal amplitude set the AGC threshold	See clause 10.5.5.2.1.1.2	PASS
	with the input signal amplitude set 3 dB above the AGC threshold	See clause 10.5.5.2.1.1.2	PASS

10.5.4.2.1.2 P25 Phase II(H-DQPSK) mode

Carrier frequency (MHz)	Input signal status	Test data	Result
(1) Downlink transmit mode			
Low frequency: 769.00625	with the input signal amplitude set the AGC threshold	See clause 10.5.5.2.1.2.1	PASS
	with the input signal amplitude set 3 dB above the AGC threshold	See clause 10.5.5.2.1.2.1	PASS
Mid frequency: 772	with the input signal amplitude set the AGC threshold	See clause 10.5.5.2.1.2.1	PASS
	with the input signal amplitude set 3 dB above the AGC threshold	See clause 10.5.5.2.1.2.1	PASS
High frequency: 774.99375	with the input signal amplitude set the AGC threshold	See clause 10.5.5.2.1.2.1	PASS
	with the input signal amplitude set 3 dB above the AGC threshold	See clause 10.5.5.2.1.2.1	PASS
(2) Uplink transmit mode			

Low frequency: 799.00625	with the input signal amplitude set the AGC threshold	See clause 10.5.5.2.1.2.2	PASS
	with the input signal amplitude set 3 dB above the AGC threshold	See clause 10.5.5.2.1.2.2	PASS
Mid frequency: 802	with the input signal amplitude set the AGC threshold	See clause 10.5.5.2.1.2.2	PASS
	with the input signal amplitude set 3 dB above the AGC threshold	See clause 10.5.5.2.1.2.2	PASS
High frequency: 804.99375	with the input signal amplitude set the AGC threshold	See clause 10.5.5.2.1.2.2	PASS
	with the input signal amplitude set 3 dB above the AGC threshold	See clause 10.5.5.2.1.2.2	PASS

10.5.4.2.1.3 Analog FM mode

Carrier frequency (MHz)	Input signal status	Test data	Result
(1) Downlink transmit mode			
Low frequency: 769.0125	with the input signal amplitude set the AGC threshold	See clause 10.5.5.2.1.3.1	PASS
	with the input signal amplitude set 3 dB above the AGC threshold	See clause 10.5.5.2.1.3.1	PASS
Mid frequency: 772	with the input signal amplitude set the AGC threshold	See clause 10.5.5.2.1.3.1	PASS
	with the input signal amplitude set 3 dB above the AGC threshold	See clause 10.5.5.2.1.3.1	PASS
High frequency: 774.9875	with the input signal amplitude set the AGC threshold	See clause 10.5.5.2.1.3.1	PASS
	with the input signal amplitude set 3 dB above the AGC threshold	See clause 10.5.5.2.1.3.1	PASS
(2) Uplink transmit mode			
Low frequency: 799.0125	with the input signal amplitude set the AGC threshold	See clause 10.5.5.2.1.3.2	PASS
	with the input signal amplitude set 3 dB above the AGC threshold	See clause 10.5.5.2.1.3.2	PASS
Mid frequency: 802	with the input signal amplitude set the AGC threshold	See clause 10.5.5.2.1.3.2	PASS
	with the input signal amplitude set 3 dB above the AGC threshold	See clause 10.5.5.2.1.3.2	PASS
High frequency: 804.9875	with the input signal amplitude set the AGC threshold	See clause 10.5.5.2.1.3.2	PASS
	with the input signal amplitude set 3 dB above the AGC threshold	See clause 10.5.5.2.1.3.2	PASS

10.5.4.2.2 800MHz Band

10.5.4.2.2.1 P25 Phase I(C4FM) mode

Carrier frequency (MHz)	Input signal status	Test data	Result
(1) Downlink transmit mode			
Low frequency: 851.00625	with the input signal amplitude set the AGC threshold	See clause 10.5.5.2.2.1.1	PASS
	with the input signal amplitude set 3 dB above the AGC threshold	See clause 10.5.5.2.2.1.1	PASS
Mid frequency: 856.0	with the input signal amplitude set the AGC threshold	See clause 10.5.5.2.2.1.1	PASS
	with the input signal amplitude set 3 dB above the AGC threshold	See clause 10.5.5.2.2.1.1	PASS
High frequency: 860.99375	with the input signal amplitude set the AGC threshold	See clause 10.5.5.2.2.1.1	PASS
	with the input signal amplitude set 3 dB above the AGC threshold	See clause 10.5.5.2.2.1.1	PASS
(2) Uplink transmit mode			
Low frequency: 806.00625	with the input signal amplitude set the AGC threshold	See clause 10.5.5.2.2.1.2	PASS
	with the input signal amplitude set 3 dB above the AGC threshold	See clause 10.5.5.2.2.1.2	PASS
Mid frequency: 811.0	with the input signal amplitude set the AGC threshold	See clause 10.5.5.2.2.1.2	PASS
	with the input signal amplitude set 3 dB above the AGC threshold	See clause 10.5.5.2.2.1.2	PASS
High frequency: 815.99375	with the input signal amplitude set the AGC threshold	See clause 10.5.5.2.2.1.2	PASS
	with the input signal amplitude set 3 dB above the AGC threshold	See clause 10.5.5.2.2.1.2	PASS

10.5.4.2.2.2 P25 Phase II(H-DQPSK) mode

Carrier frequency (MHz)	Input signal status	Test data	Result
(1) Downlink transmit mode			
Low frequency: 851.00625	with the input signal amplitude set the AGC threshold	See clause 10.5.5.2.2.2.1	PASS
	with the input signal amplitude set 3 dB above the AGC threshold	See clause 10.5.5.2.2.2.1	PASS
Mid frequency: 856.0	with the input signal amplitude set the AGC threshold	See clause 10.5.5.2.2.2.1	PASS
	with the input signal amplitude set 3 dB above the AGC threshold	See clause 10.5.5.2.2.2.1	PASS
High frequency: 860.99375	with the input signal amplitude set the AGC threshold	See clause 10.5.5.2.2.2.1	PASS
	with the input signal amplitude set 3 dB above the AGC threshold	See clause 10.5.5.2.2.2.1	PASS
(2) Uplink transmit mode			

Low frequency: 806.00625	with the input signal amplitude set the AGC threshold	See clause 10.5.5.2.2.2.2	PASS
	with the input signal amplitude set 3 dB above the AGC threshold	See clause 10.5.5.2.2.2.2	PASS
Mid frequency: 811.0	with the input signal amplitude set the AGC threshold	See clause 10.5.5.2.2.2.2	PASS
	with the input signal amplitude set 3 dB above the AGC threshold	See clause 10.5.5.2.2.2.2	PASS
High frequency: 815.99375	with the input signal amplitude set the AGC threshold	See clause 10.5.5.2.2.2.2	PASS
	with the input signal amplitude set 3 dB above the AGC threshold	See clause 10.5.5.2.2.2.2	PASS

10.5.4.2.2.3 TETRA mode

Carrier frequency (MHz)	Input signal status	Test data	Result
(1) Downlink transmit mode			
Low frequency: 851.0125	with the input signal amplitude set the AGC threshold	See clause 10.5.5.2.2.3.1	PASS
	with the input signal amplitude set 3 dB above the AGC threshold	See clause 10.5.5.2.2.3.1	PASS
Mid frequency: 856.0	with the input signal amplitude set the AGC threshold	See clause 10.5.5.2.2.3.1	PASS
	with the input signal amplitude set 3 dB above the AGC threshold	See clause 10.5.5.2.2.3.1	PASS
High frequency: 860.9875	with the input signal amplitude set the AGC threshold	See clause 10.5.5.2.2.3.1	PASS
	with the input signal amplitude set 3 dB above the AGC threshold	See clause 10.5.5.2.2.3.1	PASS
(2) Uplink transmit mode			
Low frequency: 806.0125	with the input signal amplitude set the AGC threshold	See clause 10.5.5.2.2.3.2	PASS
	with the input signal amplitude set 3 dB above the AGC threshold	See clause 10.5.5.2.2.3.2	PASS
Mid frequency: 811.0	with the input signal amplitude set the AGC threshold	See clause 10.5.5.2.2.3.2	PASS
	with the input signal amplitude set 3 dB above the AGC threshold	See clause 10.5.5.2.2.3.2	PASS
High frequency: 815.9875	with the input signal amplitude set the AGC threshold	See clause 10.5.5.2.2.3.2	PASS
	with the input signal amplitude set 3 dB above the AGC threshold	See clause 10.5.5.2.2.3.2	PASS

10.5.4.2.2.4 Analog FM mode

Carrier frequency (MHz)	Input signal status	Test data	Result
(1) Downlink transmit mode			
Low frequency: 851.0125	with the input signal amplitude set the AGC threshold	See clause 10.5.5.2.2.4.1	PASS

	with the input signal amplitude set 3 dB above the AGC threshold	See clause 10.5.5.2.2.4.1	PASS
Mid frequency: 856.0	with the input signal amplitude set the AGC threshold	See clause 10.5.5.2.2.4.1	PASS
	with the input signal amplitude set 3 dB above the AGC threshold	See clause 10.5.5.2.2.4.1	PASS
High frequency: 860.9875	with the input signal amplitude set the AGC threshold	See clause 10.5.5.2.2.4.1	PASS
	with the input signal amplitude set 3 dB above the AGC threshold	See clause 10.5.5.2.2.4.1	PASS
(2) Uplink transmit mode			
Low frequency: 806.0125	with the input signal amplitude set the AGC threshold	See clause 10.5.5.2.2.4.2	PASS
	with the input signal amplitude set 3 dB above the AGC threshold	See clause 10.5.5.2.2.4.2	PASS
Mid frequency: 811.0	with the input signal amplitude set the AGC threshold	See clause 10.5.5.2.2.4.2	PASS
	with the input signal amplitude set 3 dB above the AGC threshold	See clause 10.5.5.2.2.4.2	PASS
High frequency: 815.9875	with the input signal amplitude set the AGC threshold	See clause 10.5.5.2.2.4.2	PASS
	with the input signal amplitude set 3 dB above the AGC threshold	See clause 10.5.5.2.2.4.2	PASS

10.5.4.3 Input VS output Comparison

10.5.4.3.1 700MHz Band

10.5.4.3.1.1 P25 Phase I(C4FM) mode

Carrier frequency (MHz)	Input signal status	Test data	Result
(1) Downlink transmit mode			
Low frequency: 769.00625	with the input signal amplitude set the AGC threshold	See clause 10.5.5.3.1.1.1	PASS
	with the input signal amplitude set 3 dB above the AGC threshold	See clause 10.5.5.3.1.1.1	PASS
Mid frequency: 772	with the input signal amplitude set the AGC threshold	See clause 10.5.5.3.1.1.1	PASS
	with the input signal amplitude set 3 dB above the AGC threshold	See clause 10.5.5.3.1.1.1	PASS
High frequency: 774.99375	with the input signal amplitude set the AGC threshold	See clause 10.5.5.3.1.1.1	PASS
	with the input signal amplitude set 3 dB above the AGC threshold	See clause 10.5.5.3.1.1.1	PASS
(2) Uplink transmit mode			
Low frequency: 799.00625	with the input signal amplitude set the AGC threshold	See clause 10.5.5.3.1.1.2	PASS
	with the input signal amplitude set 3 dB above the AGC threshold	See clause 10.5.5.3.1.1.2	PASS
Mid frequency: 802	with the input signal amplitude set the AGC threshold	See clause 10.5.5.3.1.1.2	PASS
	with the input signal amplitude set 3 dB above the AGC threshold	See clause 10.5.5.3.1.1.2	PASS
High frequency: 804.99375	with the input signal amplitude set the AGC threshold	See clause 10.5.5.3.1.1.2	PASS
	with the input signal amplitude set 3 dB above the AGC threshold	See clause 10.5.5.3.1.1.2	PASS

10.5.4.3.1.2 P25 Phase II(H-DQPSK) mode

Carrier frequency (MHz)	Input signal status	Test data	Result
(1) Downlink transmit mode			
Low frequency: 769.00625	with the input signal amplitude set the AGC threshold	See clause 10.5.5.3.1.2.1	PASS
	with the input signal amplitude set 3 dB above the AGC threshold	See clause 10.5.5.3.1.2.1	PASS
Mid frequency: 772	with the input signal amplitude set the AGC threshold	See clause 10.5.5.3.1.2.1	PASS
	with the input signal amplitude set 3 dB above the AGC threshold	See clause 10.5.5.3.1.2.1	PASS
High frequency: 774.99375	with the input signal amplitude set the AGC threshold	See clause 10.5.5.3.1.2.1	PASS
	with the input signal amplitude set 3 dB above the AGC threshold	See clause 10.5.5.3.1.2.1	PASS

(2) Uplink transmit mode			
Low frequency: 799.00625	with the input signal amplitude set the AGC threshold	See clause 10.5.5.3.1.2.2	PASS
	with the input signal amplitude set 3 dB above the AGC threshold	See clause 10.5.5.3.1.2.2	PASS
Mid frequency: 802	with the input signal amplitude set the AGC threshold	See clause 10.5.5.3.1.2.2	PASS
	with the input signal amplitude set 3 dB above the AGC threshold	See clause 10.5.5.3.1.2.2	PASS
High frequency: 804.99375	with the input signal amplitude set the AGC threshold	See clause 10.5.5.3.1.2.2	PASS
	with the input signal amplitude set 3 dB above the AGC threshold	See clause 10.5.5.3.1.2.2	PASS

10.5.4.3.1.3 Analog FM mode

Carrier frequency (MHz)	Input signal status	Test data	Result
(1) Downlink transmit mode			
Low frequency: 769.0125	with the input signal amplitude set the AGC threshold	See clause 10.5.5.3.1.3.1	PASS
	with the input signal amplitude set 3 dB above the AGC threshold	See clause 10.5.5.3.1.3.1	PASS
Mid frequency: 772	with the input signal amplitude set the AGC threshold	See clause 10.5.5.3.1.3.1	PASS
	with the input signal amplitude set 3 dB above the AGC threshold	See clause 10.5.5.3.1.3.1	PASS
High frequency: 774.9875	with the input signal amplitude set the AGC threshold	See clause 10.5.5.3.1.3.1	PASS
	with the input signal amplitude set 3 dB above the AGC threshold	See clause 10.5.5.3.1.3.1	PASS
(2) Uplink transmit mode			
Low frequency: 799.0125	with the input signal amplitude set the AGC threshold	See clause 10.5.5.3.1.3.2	PASS
	with the input signal amplitude set 3 dB above the AGC threshold	See clause 10.5.5.3.1.3.2	PASS
Mid frequency: 802	with the input signal amplitude set the AGC threshold	See clause 10.5.5.3.1.3.2	PASS
	with the input signal amplitude set 3 dB above the AGC threshold	See clause 10.5.5.3.1.3.2	PASS
High frequency: 804.9875	with the input signal amplitude set the AGC threshold	See clause 10.5.5.3.1.3.2	PASS
	with the input signal amplitude set 3 dB above the AGC threshold	See clause 10.5.5.3.1.3.2	PASS

10.5.4.3.2 800MHz Band

10.5.4.3.2.1 P25 Phase I(C4FM) mode

Carrier frequency (MHz)	Input signal status	Test data	Result
(1) Downlink transmit mode			

Low frequency: 851.00625	with the input signal amplitude set the AGC threshold	See clause 10.5.5.3.2.1.1	PASS
	with the input signal amplitude set 3 dB above the AGC threshold	See clause 10.5.5.3.2.1.1	PASS
Mid frequency: 856.0	with the input signal amplitude set the AGC threshold	See clause 10.5.5.3.2.1.1	PASS
	with the input signal amplitude set 3 dB above the AGC threshold	See clause 10.5.5.3.2.1.1	PASS
High frequency: 860.99375	with the input signal amplitude set the AGC threshold	See clause 10.5.5.3.2.1.1	PASS
	with the input signal amplitude set 3 dB above the AGC threshold	See clause 10.5.5.3.2.1.1	PASS
(2) Uplink transmit mode			
Low frequency: 806.00625	with the input signal amplitude set the AGC threshold	See clause 10.5.5.3.2.1.2	PASS
	with the input signal amplitude set 3 dB above the AGC threshold	See clause 10.5.5.3.2.1.2	PASS
Mid frequency: 811.0	with the input signal amplitude set the AGC threshold	See clause 10.5.5.3.2.1.2	PASS
	with the input signal amplitude set 3 dB above the AGC threshold	See clause 10.5.5.3.2.1.2	PASS
High frequency: 815.99375	with the input signal amplitude set the AGC threshold	See clause 10.5.5.3.2.1.2	PASS
	with the input signal amplitude set 3 dB above the AGC threshold	See clause 10.5.5.3.2.1.2	PASS

10.5.4.3.2.2 P25 Phase II(H-DQPSK) mode

Carrier frequency (MHz)	Input signal status	Test data	Result
(3) Downlink transmit mode			
Low frequency: 851.00625	with the input signal amplitude set the AGC threshold	See clause 10.5.5.3.2.2.1	PASS
	with the input signal amplitude set 3 dB above the AGC threshold	See clause 10.5.5.3.2.2.1	PASS
Mid frequency: 856.0	with the input signal amplitude set the AGC threshold	See clause 10.5.5.3.2.2.1	PASS
	with the input signal amplitude set 3 dB above the AGC threshold	See clause 10.5.5.3.2.2.1	PASS
High frequency: 860.99375	with the input signal amplitude set the AGC threshold	See clause 10.5.5.3.2.2.1	PASS
	with the input signal amplitude set 3 dB above the AGC threshold	See clause 10.5.5.3.2.2.1	PASS
(4) Uplink transmit mode			
Low frequency: 806.00625	with the input signal amplitude set the AGC threshold	See clause 10.5.5.3.2.2.2	PASS
	with the input signal amplitude set 3 dB above the AGC threshold	See clause 10.5.5.3.2.2.2	PASS
Mid frequency: 811.0	with the input signal amplitude set the AGC threshold	See clause 10.5.5.3.2.2.2	PASS

	with the input signal amplitude set 3 dB above the AGC threshold	See clause 10.5.5.3.2.2.2	PASS
High frequency: 815.99375	with the input signal amplitude set the AGC threshold	See clause 10.5.5.3.2.2.2	PASS
	with the input signal amplitude set 3 dB above the AGC threshold	See clause 10.5.5.3.2.2.2	PASS

10.5.4.3.2.3 TETRA mode

Carrier frequency (MHz)	Input signal status	Test data	Result
(5) Downlink transmit mode			
Low frequency: 851.0125	with the input signal amplitude set the AGC threshold	See clause 10.5.5.3.2.3.1	PASS
	with the input signal amplitude set 3 dB above the AGC threshold	See clause 10.5.5.3.2.3.1	PASS
Mid frequency: 856.0	with the input signal amplitude set the AGC threshold	See clause 10.5.5.3.2.3.1	PASS
	with the input signal amplitude set 3 dB above the AGC threshold	See clause 10.5.5.3.2.3.1	PASS
High frequency: 860.9875	with the input signal amplitude set the AGC threshold	See clause 10.5.5.3.2.3.1	PASS
	with the input signal amplitude set 3 dB above the AGC threshold	See clause 10.5.5.3.2.3.1	PASS
(6) Uplink transmit mode			
Low frequency: 806.0125	with the input signal amplitude set the AGC threshold	See clause 10.5.5.3.2.3.2	PASS
	with the input signal amplitude set 3 dB above the AGC threshold	See clause 10.5.5.3.2.3.2	PASS
Mid frequency: 811.0	with the input signal amplitude set the AGC threshold	See clause 10.5.5.3.2.3.2	PASS
	with the input signal amplitude set 3 dB above the AGC threshold	See clause 10.5.5.3.2.3.2	PASS
High frequency: 815.9875	with the input signal amplitude set the AGC threshold	See clause 10.5.5.3.2.3.2	PASS
	with the input signal amplitude set 3 dB above the AGC threshold	See clause 10.5.5.3.2.3.2	PASS

10.5.4.3.2.4 Analog FM mode

Carrier frequency (MHz)	Input signal status	Test data	Result
(7) Downlink transmit mode			
Low frequency: 851.0125	with the input signal amplitude set the AGC threshold	See clause 10.5.5.3.2.4.1	PASS
	with the input signal amplitude set 3 dB above the AGC threshold	See clause 10.5.5.3.2.4.1	PASS
Mid frequency: 856.0	with the input signal amplitude set the AGC threshold	See clause 10.5.5.3.2.4.1	PASS
	with the input signal amplitude set 3 dB above the AGC threshold	See clause 10.5.5.3.2.4.1	PASS

High frequency: 860.9875	with the input signal amplitude set the AGC threshold	See clause 10.5.5.3.2.4.1	PASS
	with the input signal amplitude set 3 dB above the AGC threshold	See clause 10.5.5.3.2.4.1	PASS
(8) Uplink transmit mode			
Low frequency: 806.0125	with the input signal amplitude set the AGC threshold	See clause 10.5.5.3.2.4.2	PASS
	with the input signal amplitude set 3 dB above the AGC threshold	See clause 10.5.5.3.2.4.2	PASS
Mid frequency: 811.0	with the input signal amplitude set the AGC threshold	See clause 10.5.5.3.2.4.2	PASS
	with the input signal amplitude set 3 dB above the AGC threshold	See clause 10.5.5.3.2.4.2	PASS
High frequency: 815.9875	with the input signal amplitude set the AGC threshold	See clause 10.5.5.3.2.4.2	PASS
	with the input signal amplitude set 3 dB above the AGC threshold	See clause 10.5.5.3.2.4.2	PASS

10.5.5 Test screenshot

10.5.5.1 Emission mask

10.5.5.1.1 700MHz Band

10.5.5.1.1.1 P25 Phase I(C4FM) mode (Mask B+ Mask C)

10.5.5.1.1.1.1 Downlink transmit

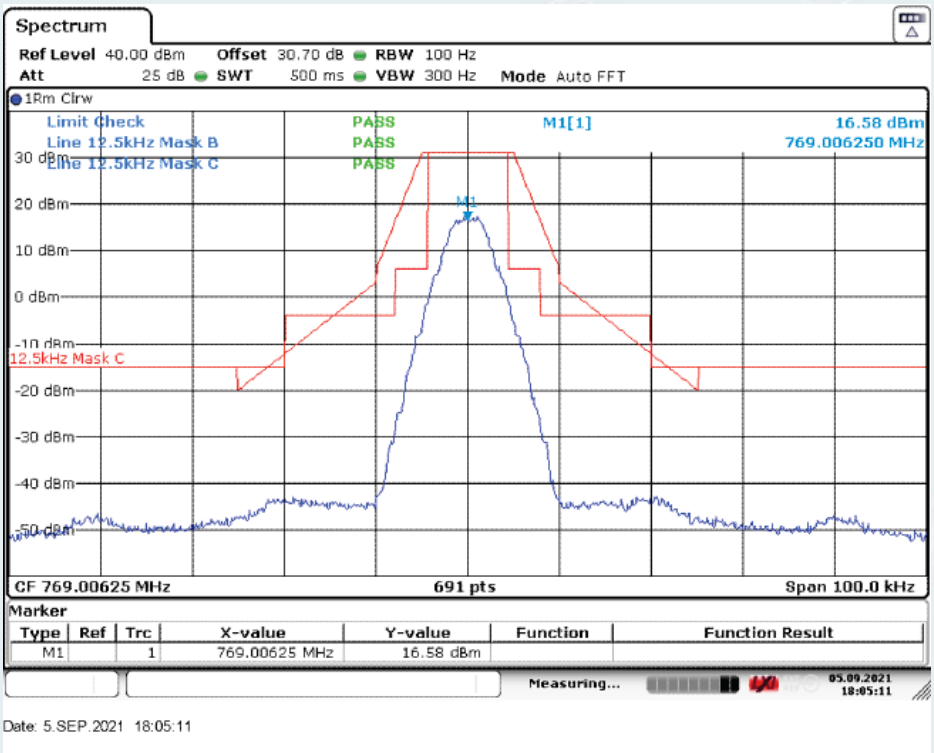

with the input signal amplitude set the AGC threshold Low Frequency: 769.00625MHz

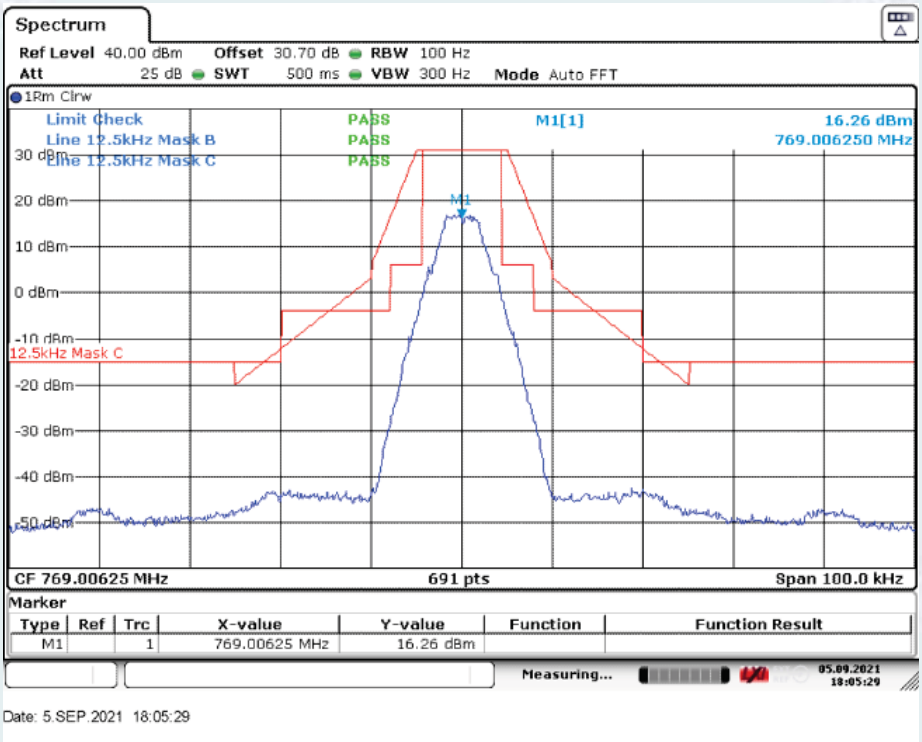

with the input signal amplitude set 3 dB above the AGC threshold Low Frequency: 769.00625MHz

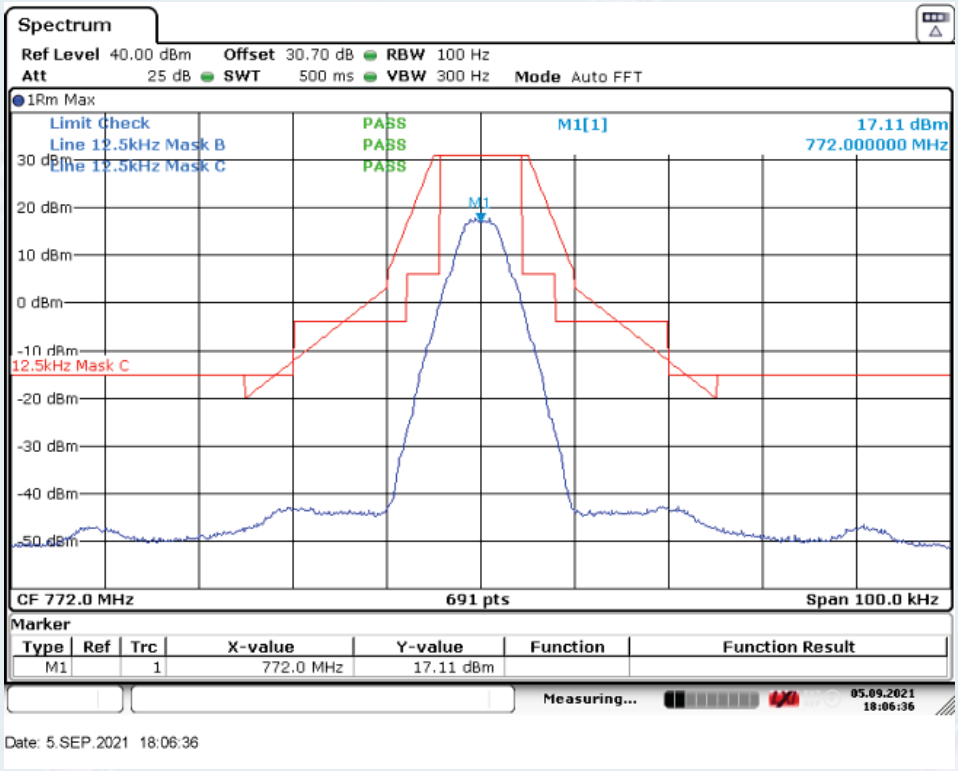

with the input signal amplitude set the AGC threshold Middle Frequency: 772MHz

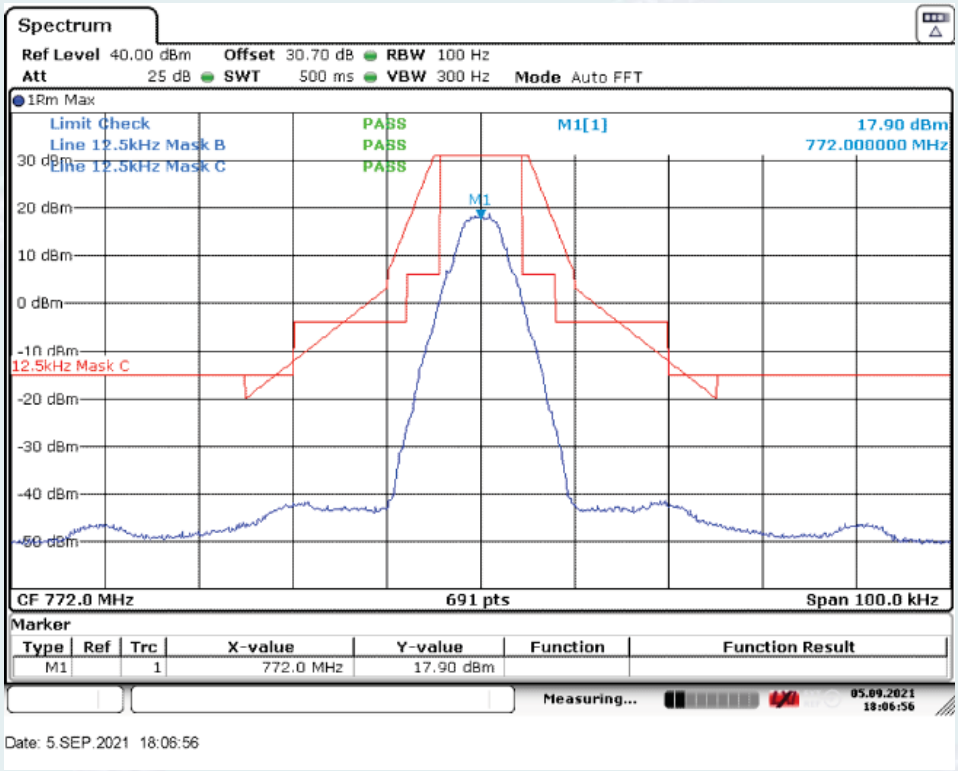

with the input signal amplitude set 3 dB above the AGC threshold Middle Frequency: 772MHz

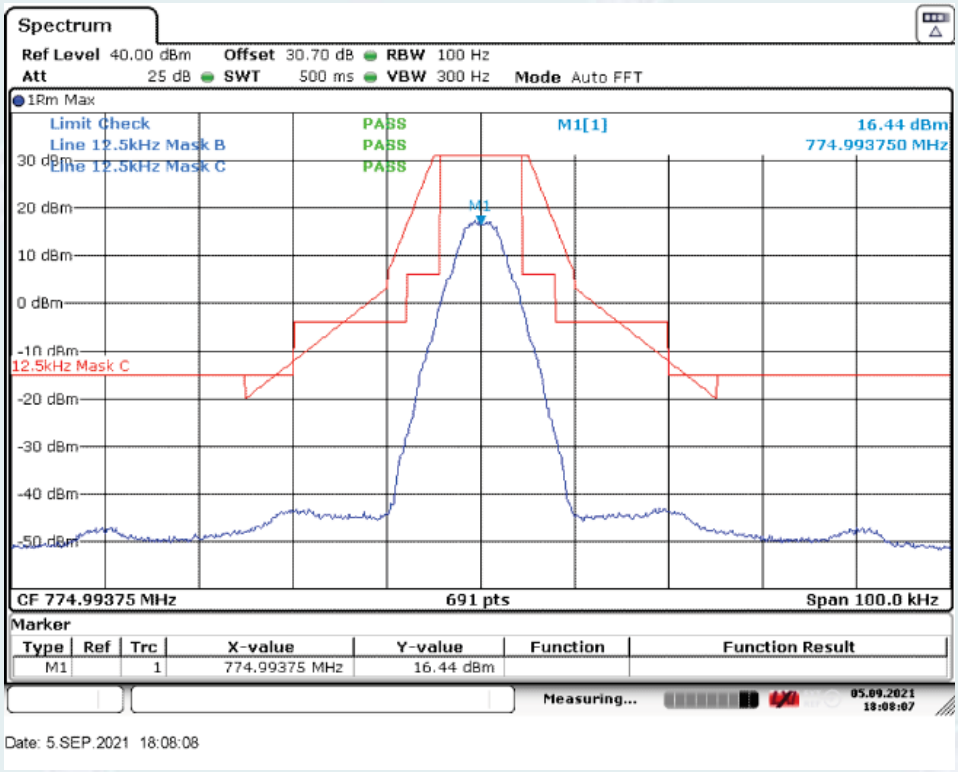

with the input signal amplitude set the AGC threshold High Frequency: 774.99375MHz

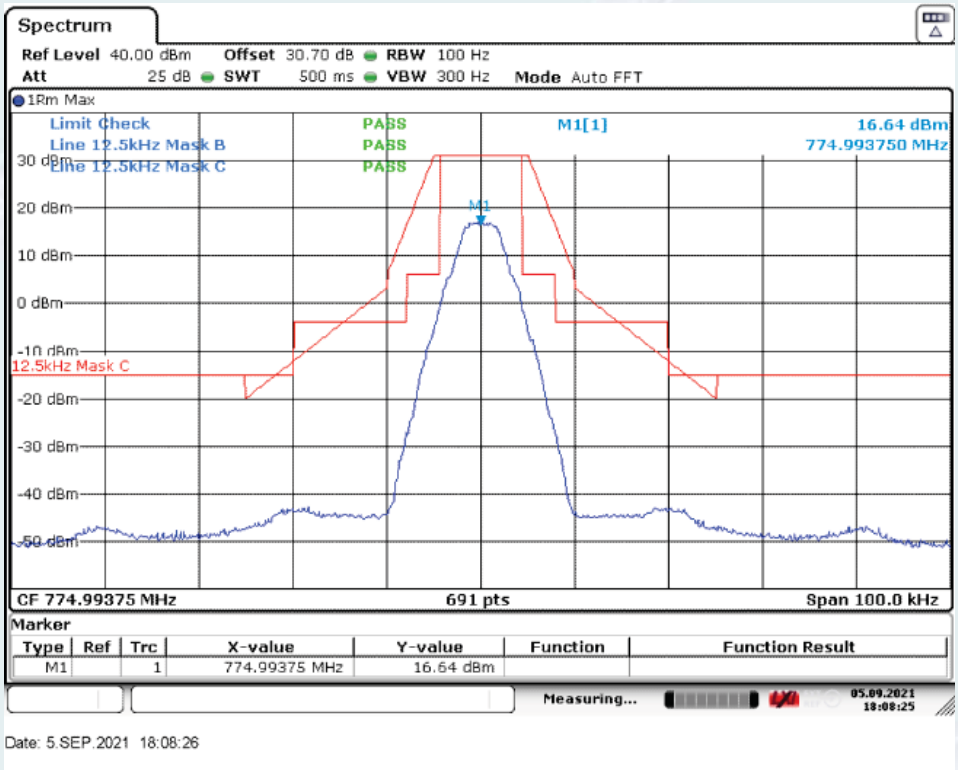

with the input signal amplitude set 3 dB above the AGC threshold, High Frequency: 774.99375MHz

10.5.5.1.1.1.2 Uplink transmit

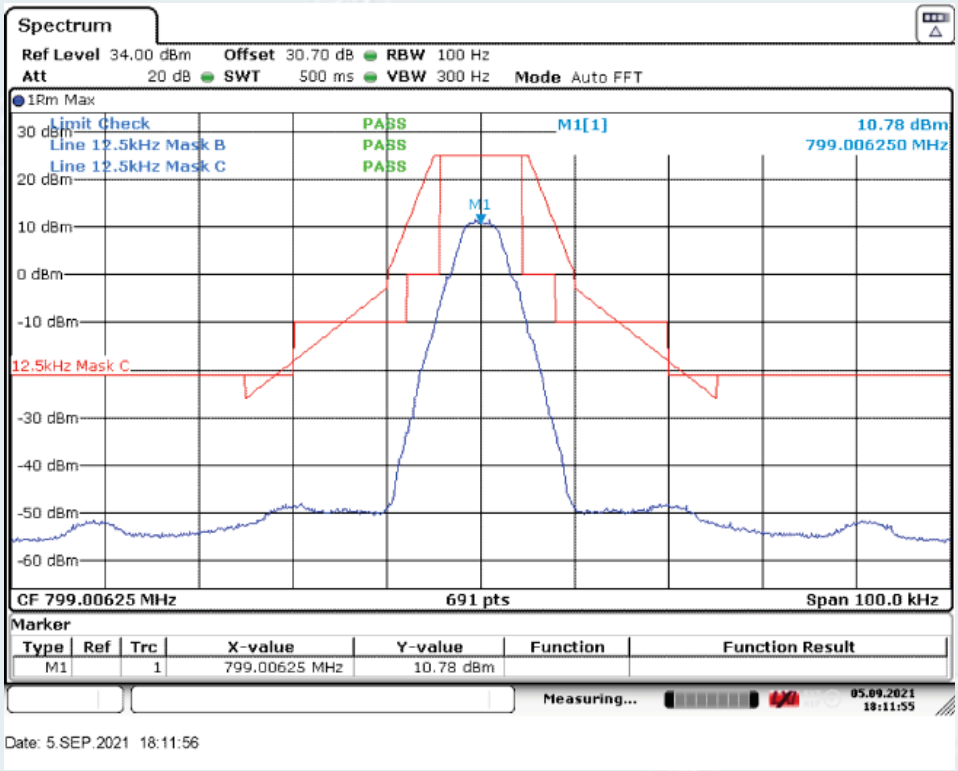

with the input signal amplitude set the AGC threshold Low Frequency: 799.00625MHz

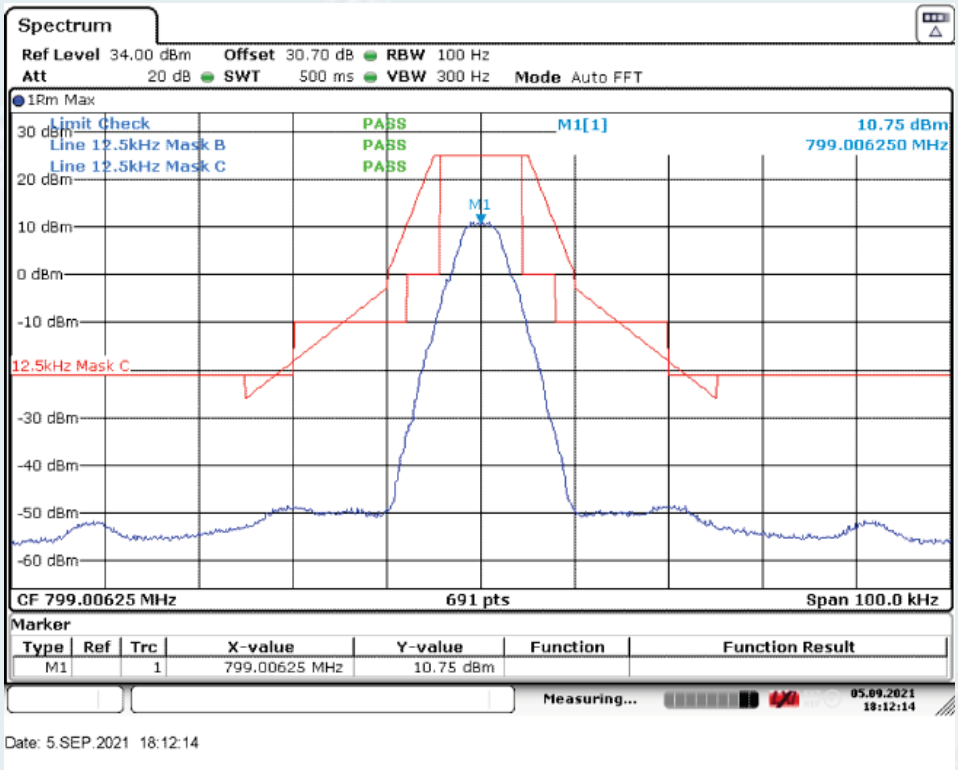

with the input signal amplitude set 3 dB above the AGC threshold Low Frequency: 799.00625MHz

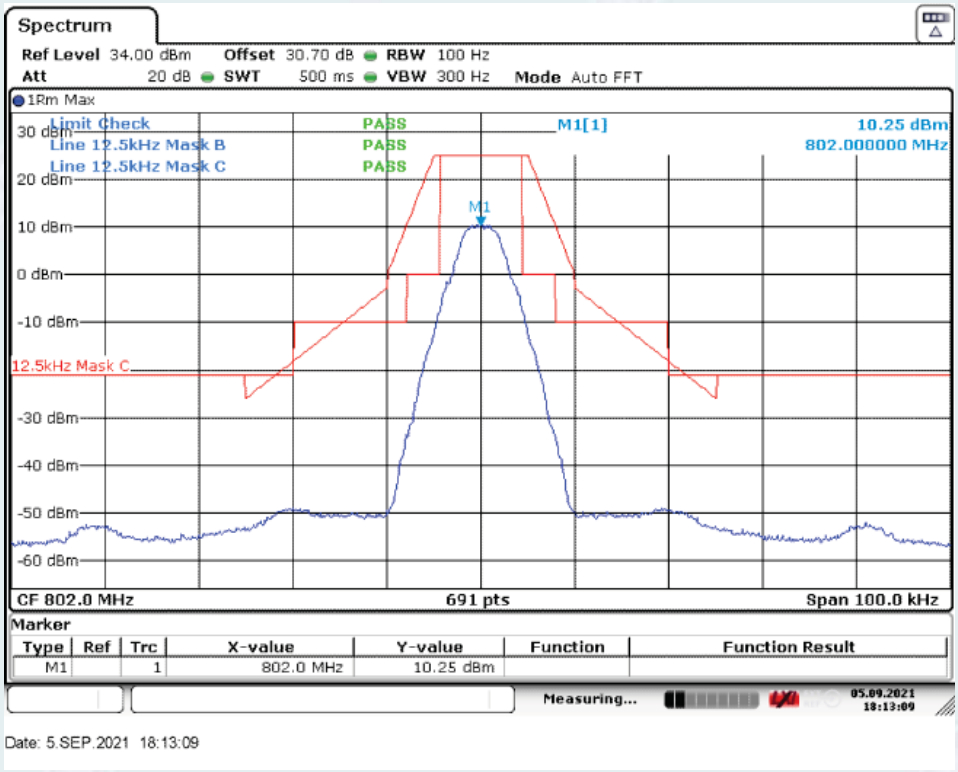

with the input signal amplitude set the AGC threshold Middle Frequency: 802MHz

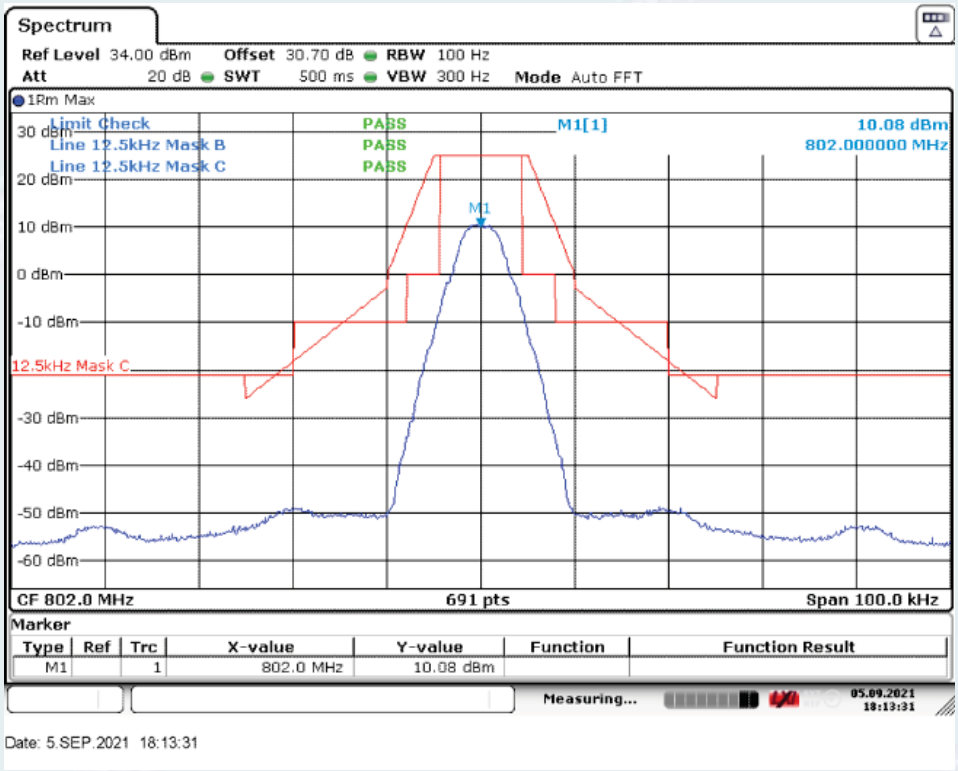

with the input signal amplitude set 3 dB above the AGC threshold Middle Frequency: 802MHz

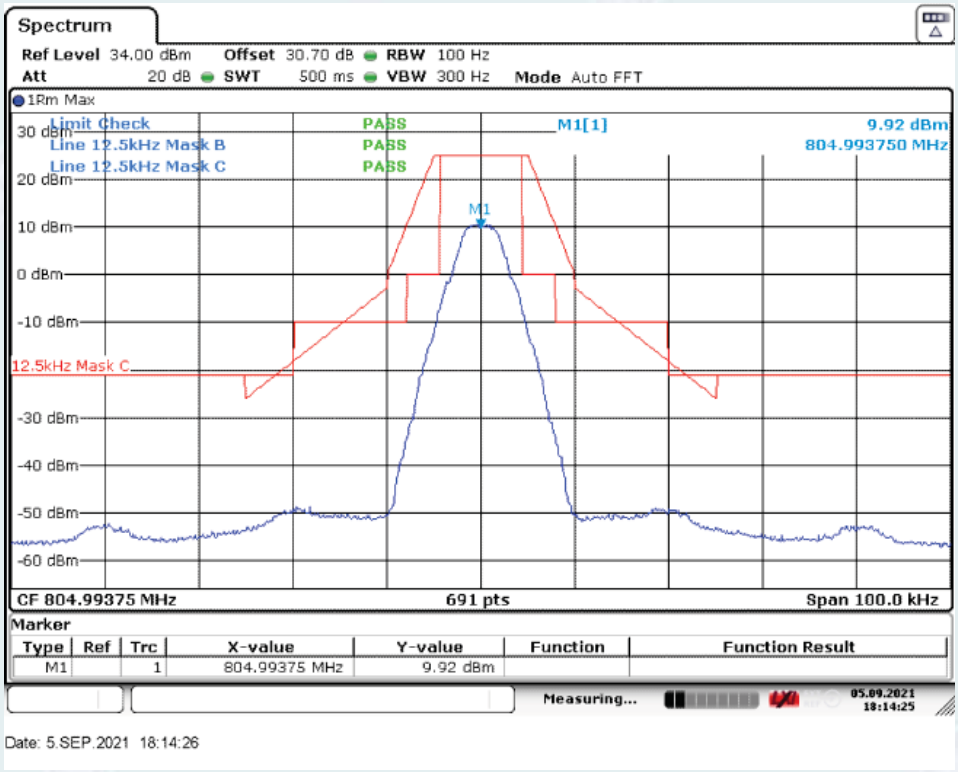

with the input signal amplitude set the AGC threshold High Frequency: 804.99375MHz

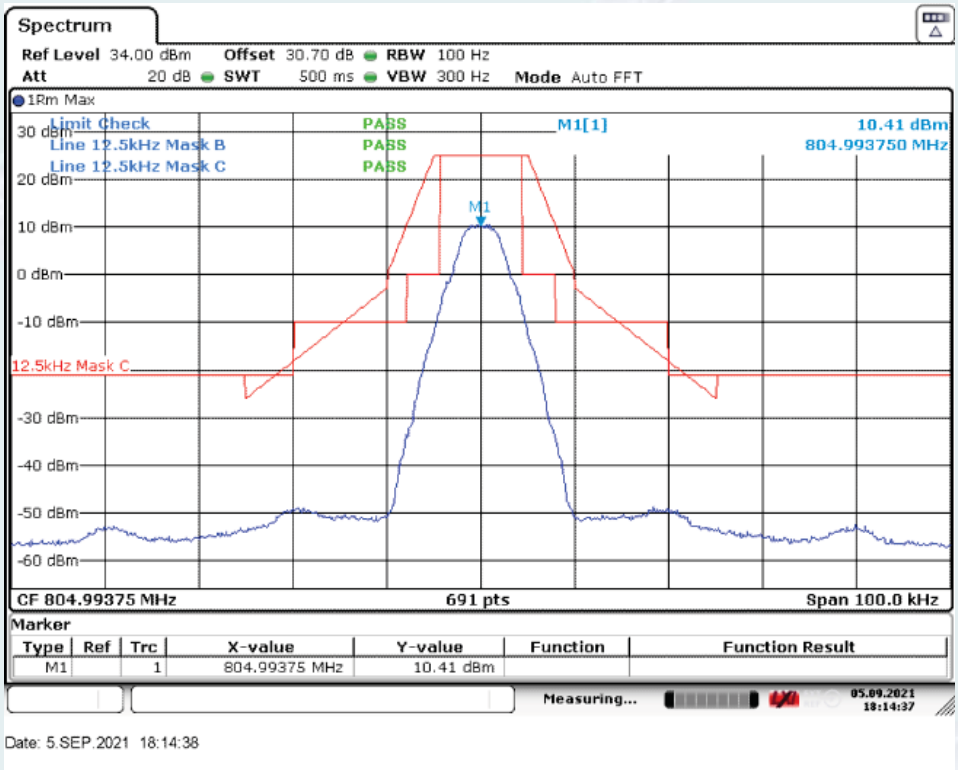

with the input signal amplitude set 3 dB above the AGC threshold, High Frequency: 804.99375MHz

10.5.5.1.1.2 P25 Phase II (H-DQPSK) mode (Mask B+ Mask C)

10.5.5.1.1.2.1 Downlink transmit

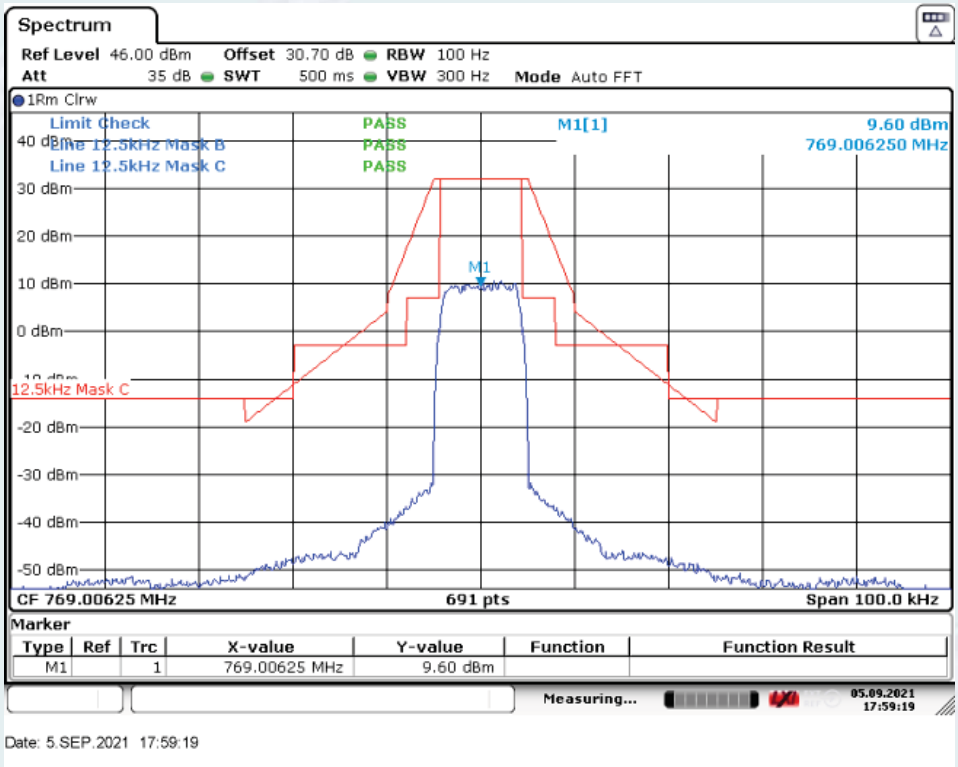

with the input signal amplitude set the AGC threshold Low Frequency: 769.00625MHz

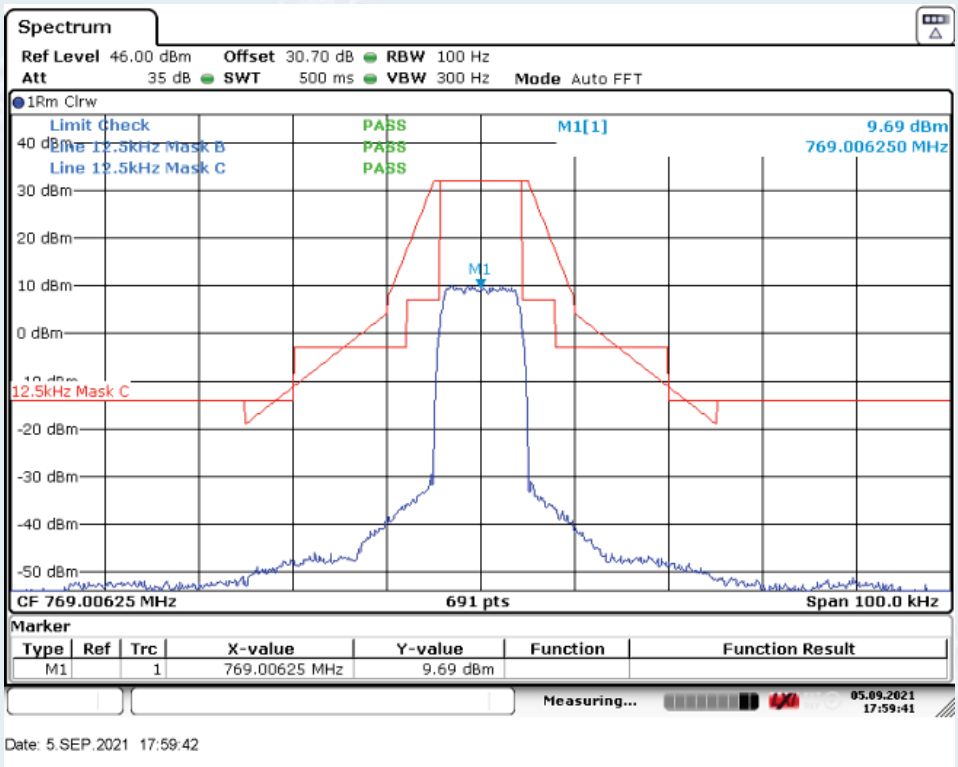

with the input signal amplitude set 3 dB above the AGC threshold Low Frequency: 769.00625MHz

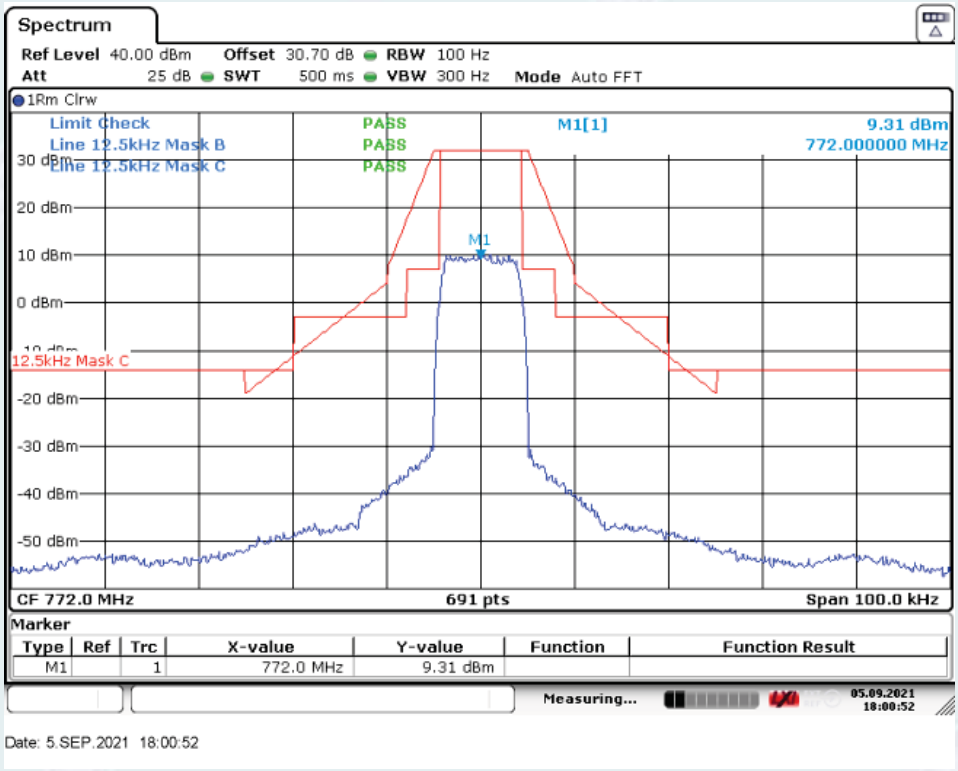

with the input signal amplitude set the AGC threshold Middle Frequency: 772MHz

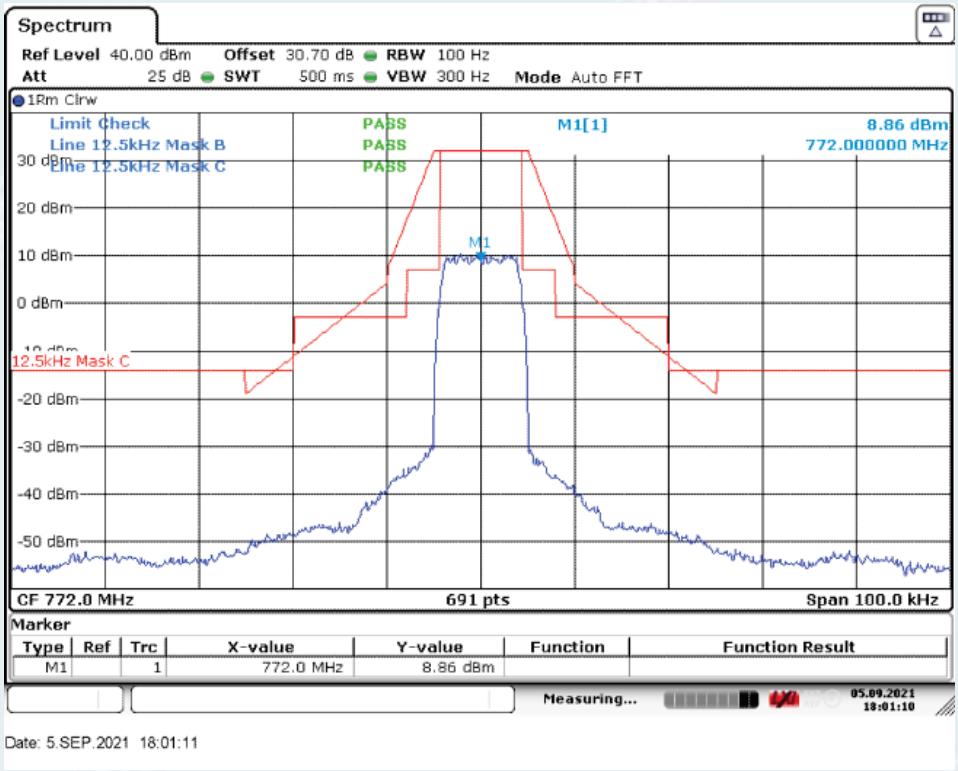

with the input signal amplitude set 3 dB above the AGC threshold Middle Frequency: 772MHz

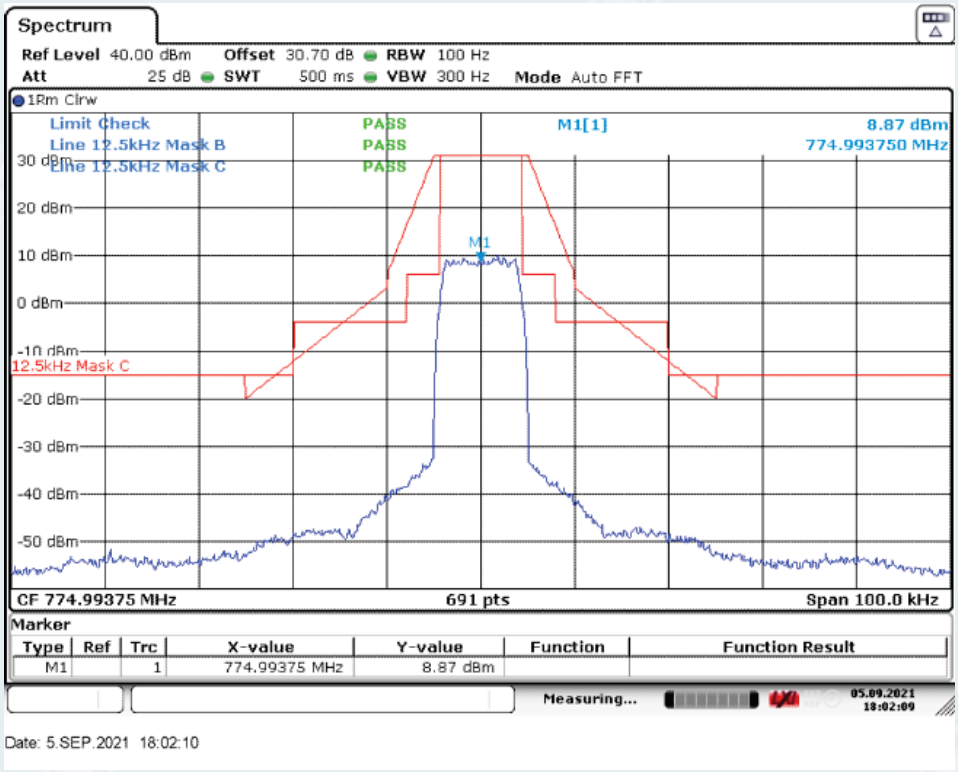

with the input signal amplitude set the AGC threshold High Frequency: 774.99375MHz

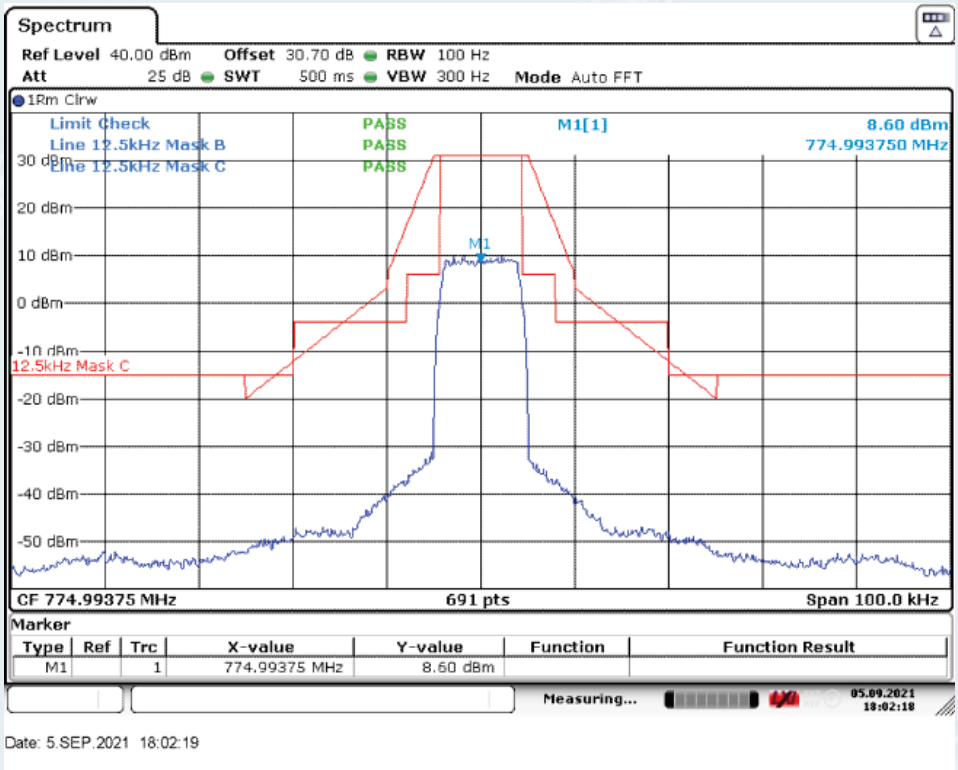

with the input signal amplitude set 3 dB above the AGC threshold, High Frequency: 774.99375MHz

10.5.5.1.1.2.2 Uplink transmit

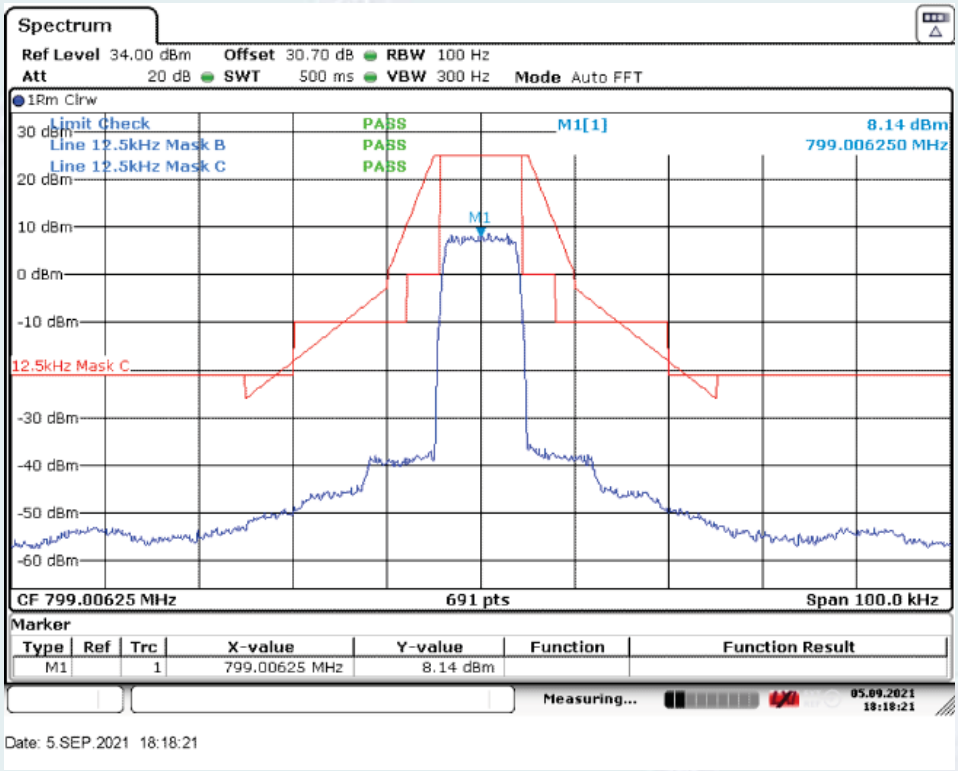

with the input signal amplitude set the AGC threshold Low Frequency: 799.00625MHz

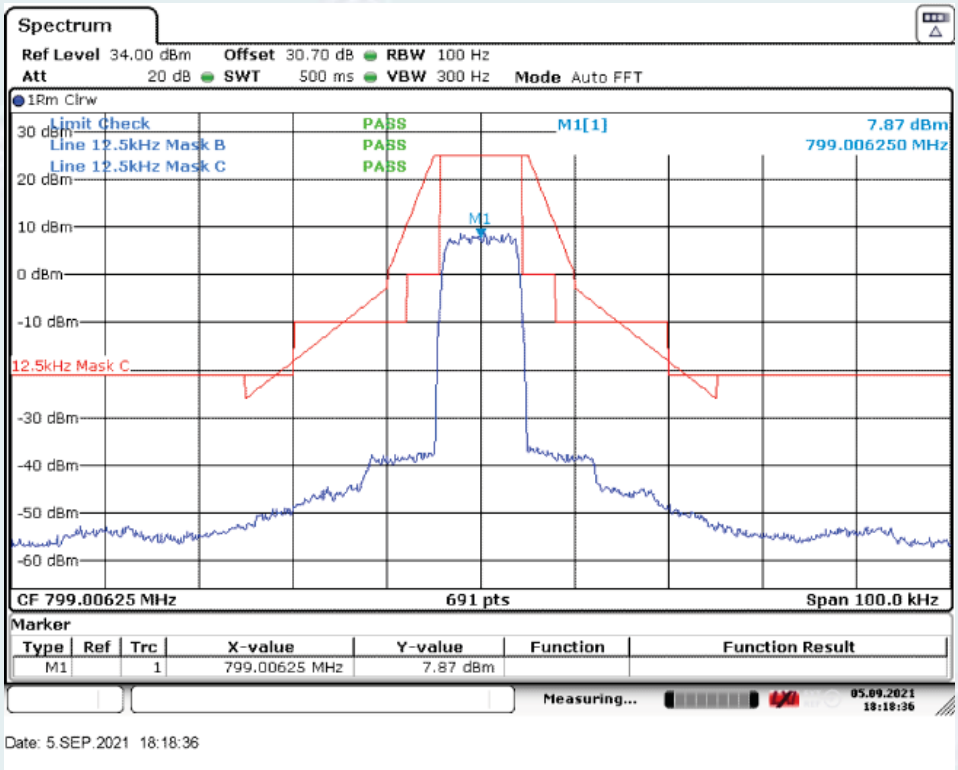

with the input signal amplitude set 3 dB above the AGC threshold Low Frequency: 799.00625MHz

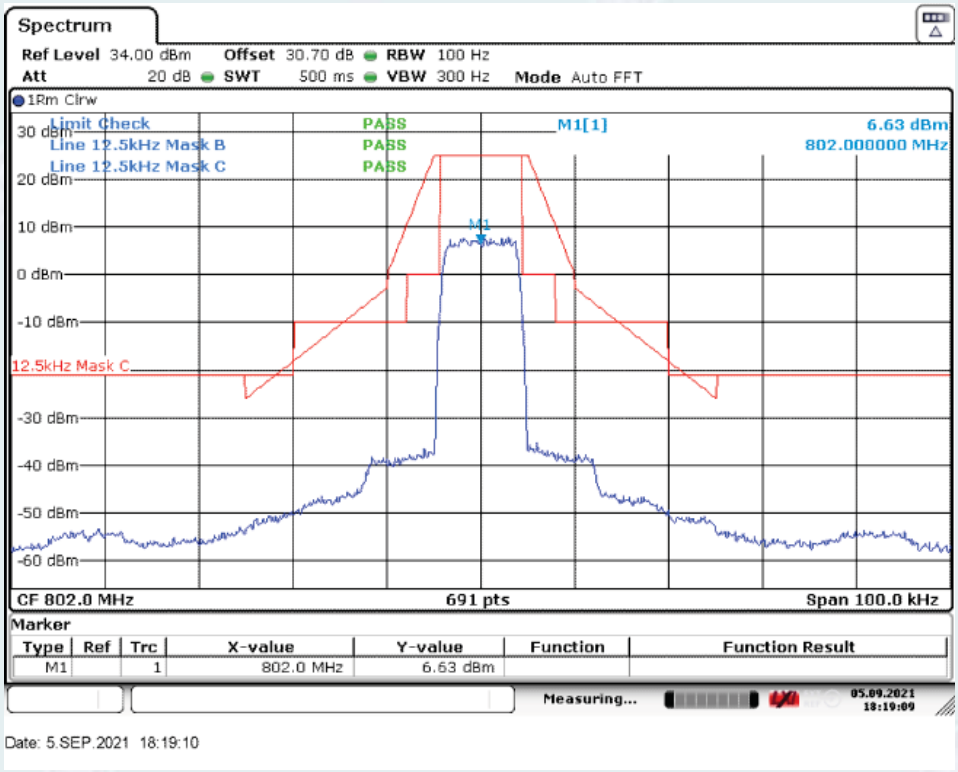

with the input signal amplitude set the AGC threshold Middle Frequency: 802MHz

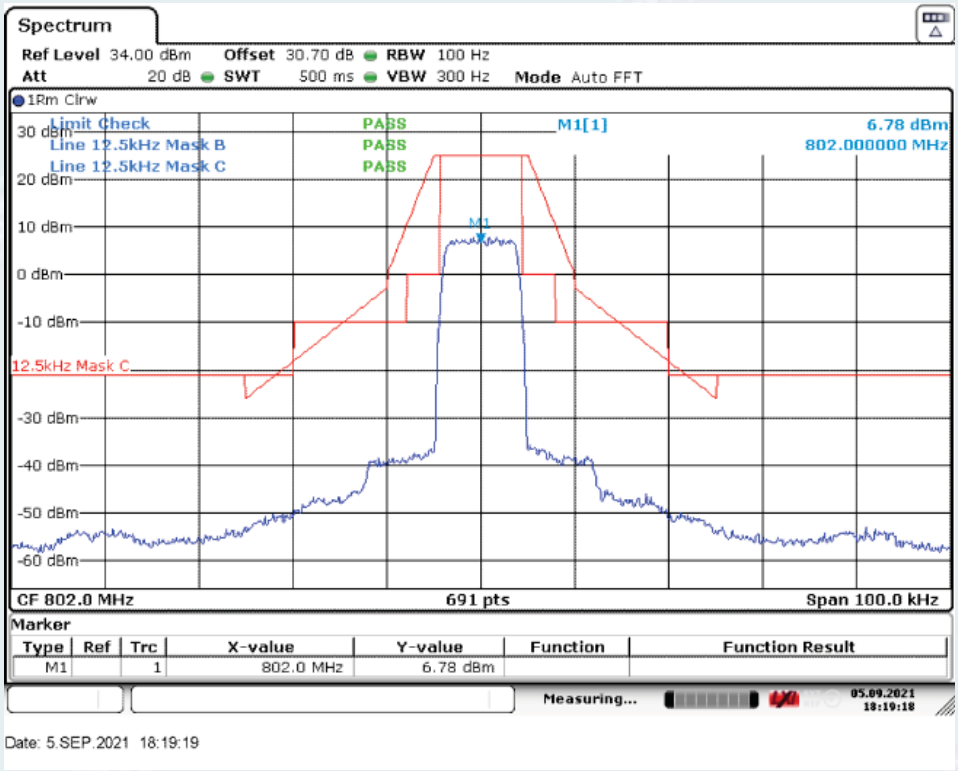

with the input signal amplitude set 3 dB above the AGC threshold Middle Frequency: 802MHz

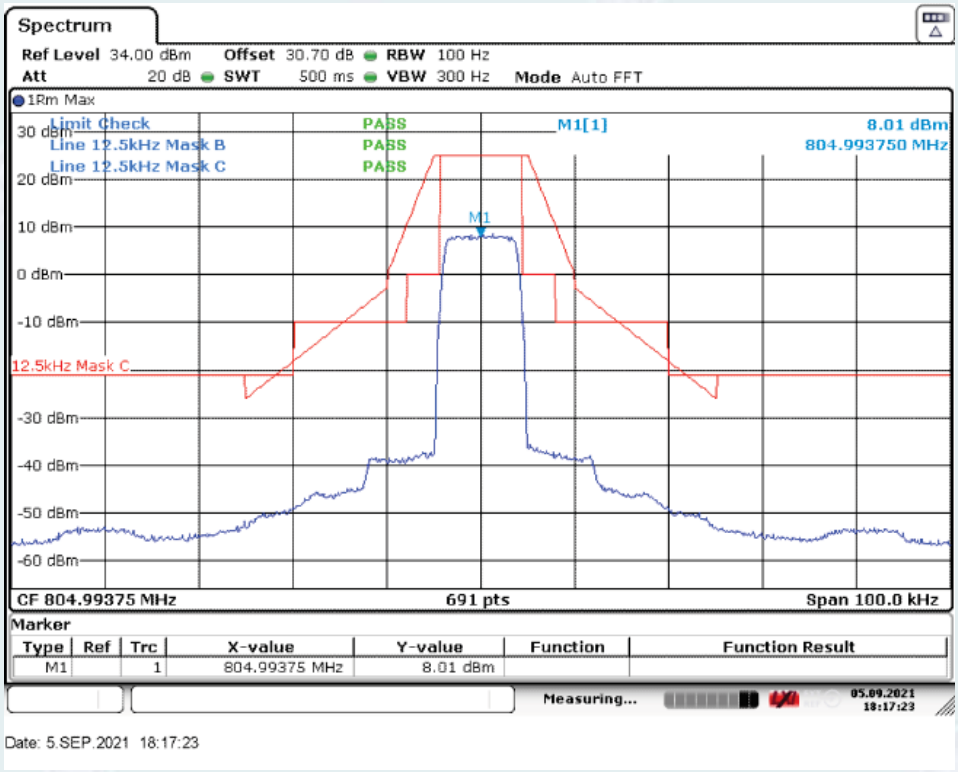

with the input signal amplitude set the AGC threshold High Frequency: 804.99375MHz

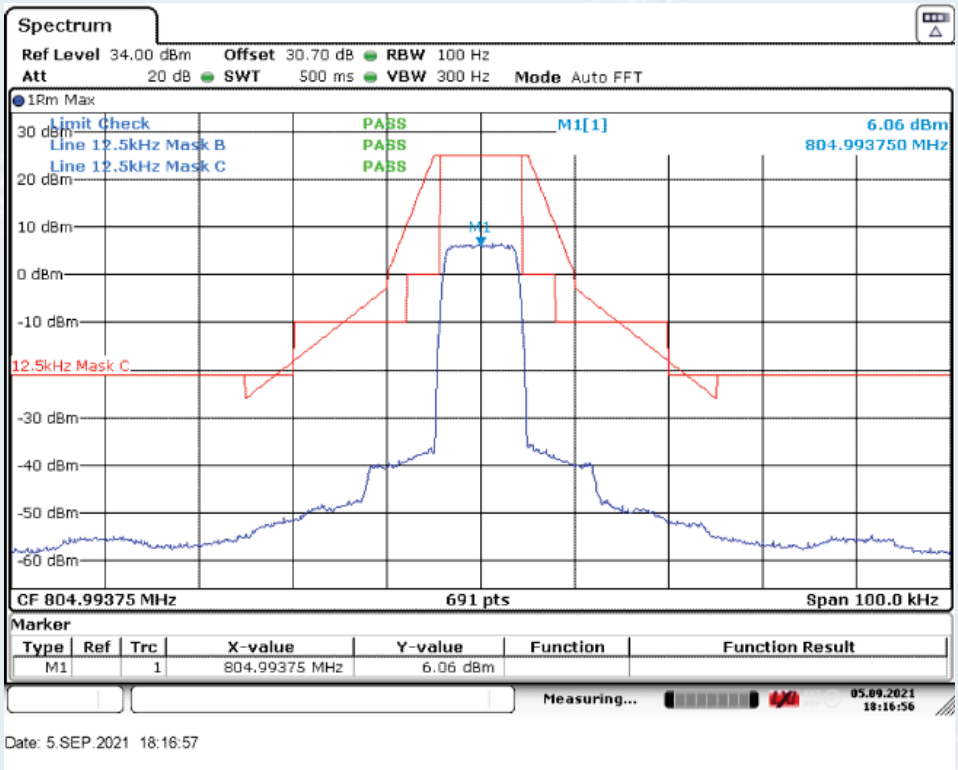

with the input signal amplitude set 3 dB above the AGC threshold, High Frequency: 804.99375MHz

10.5.5.1.1.3 Analog FM mode (Mask B+ Mask G)

10.5.5.1.1.3.1 Downlink transmit

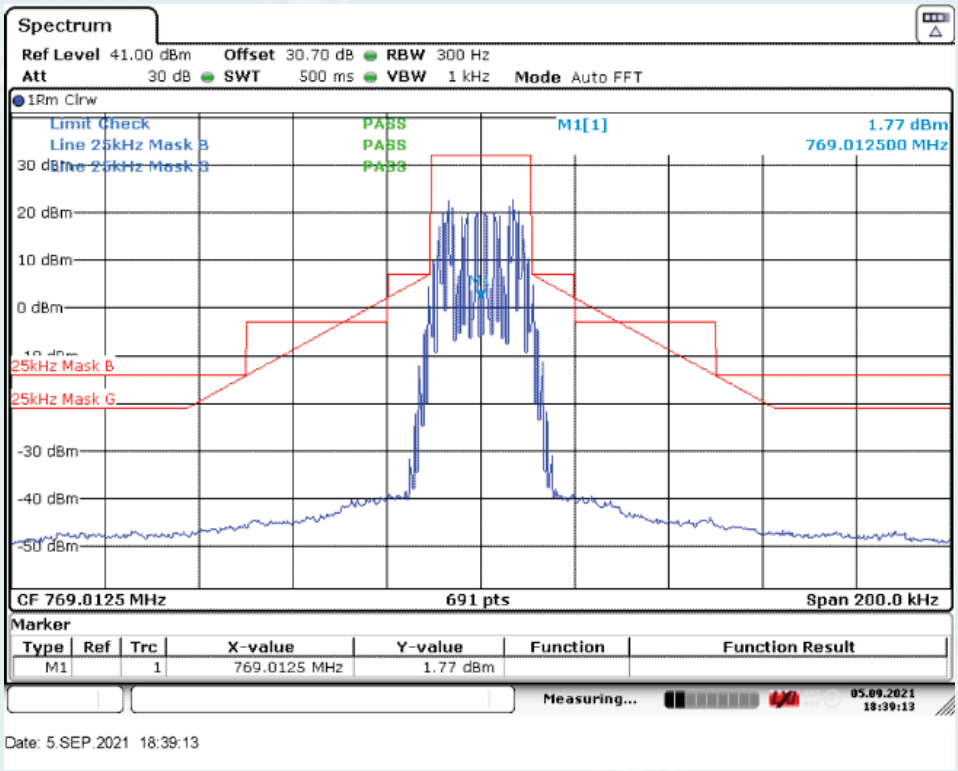

with the input signal amplitude set the AGC threshold Low Frequency: 769.0125MHz

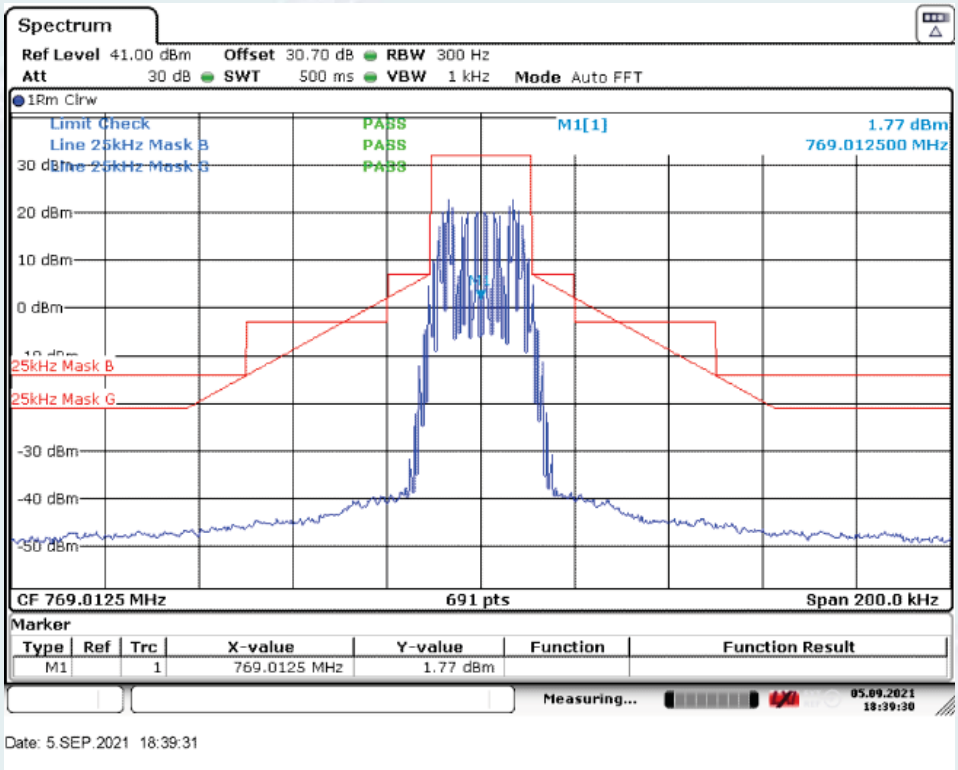

with the input signal amplitude set 3 dB above the AGC threshold Low Frequency: 769.0125MHz

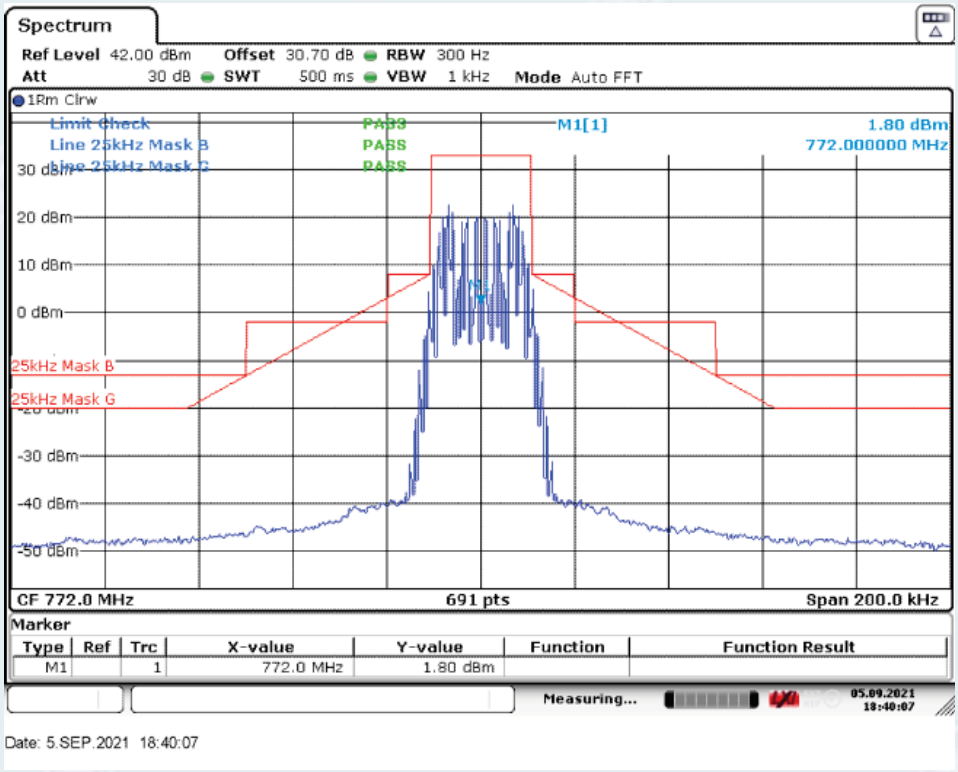

with the input signal amplitude set the AGC threshold Middle Frequency: 772MHz

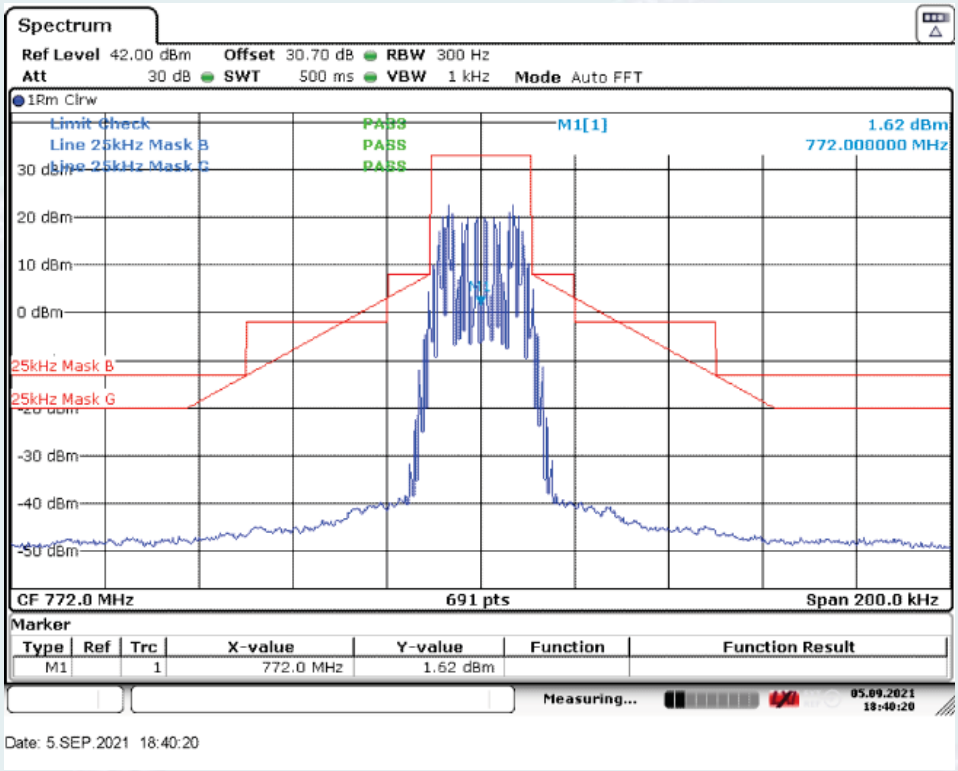

with the input signal amplitude set 3 dB above the AGC threshold Middle Frequency: 772MHz

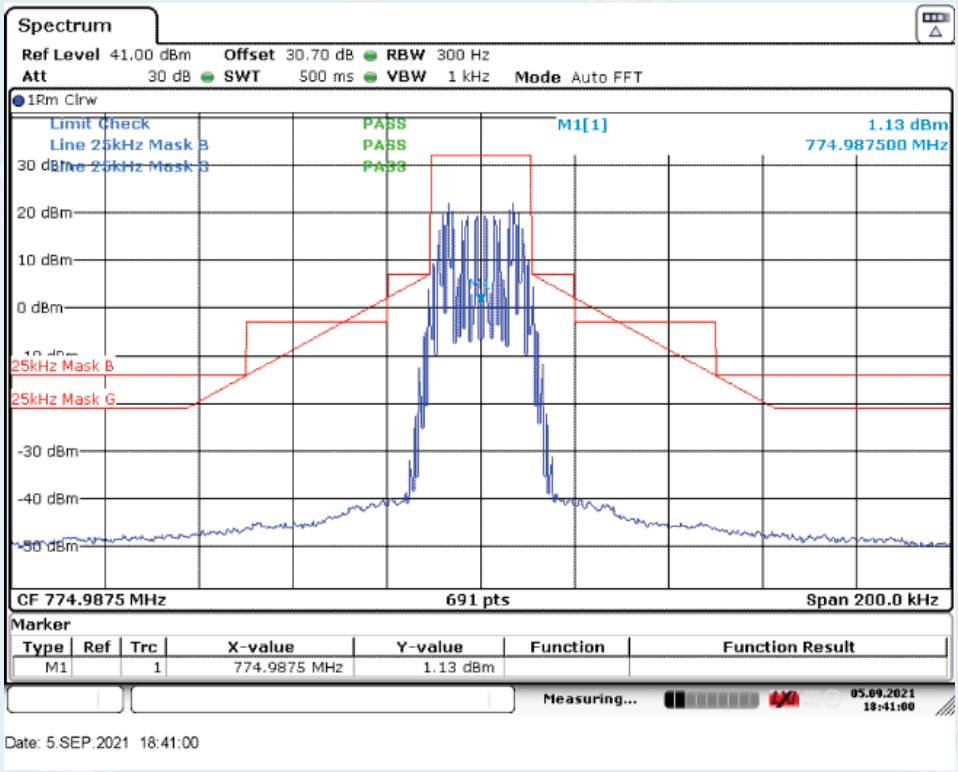

with the input signal amplitude set the AGC threshold High Frequency: 774.9875MHz

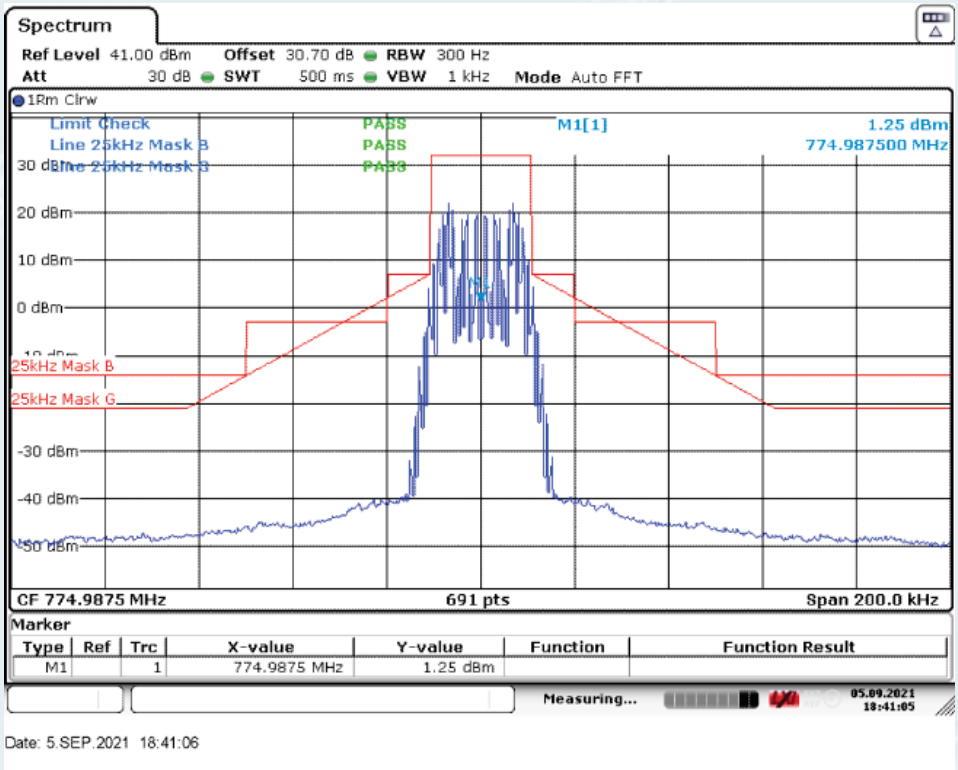

with the input signal amplitude set 3 dB above the AGC threshold, High Frequency: 774.9875MHz

10.5.5.1.1.3.2 Uplink transmit

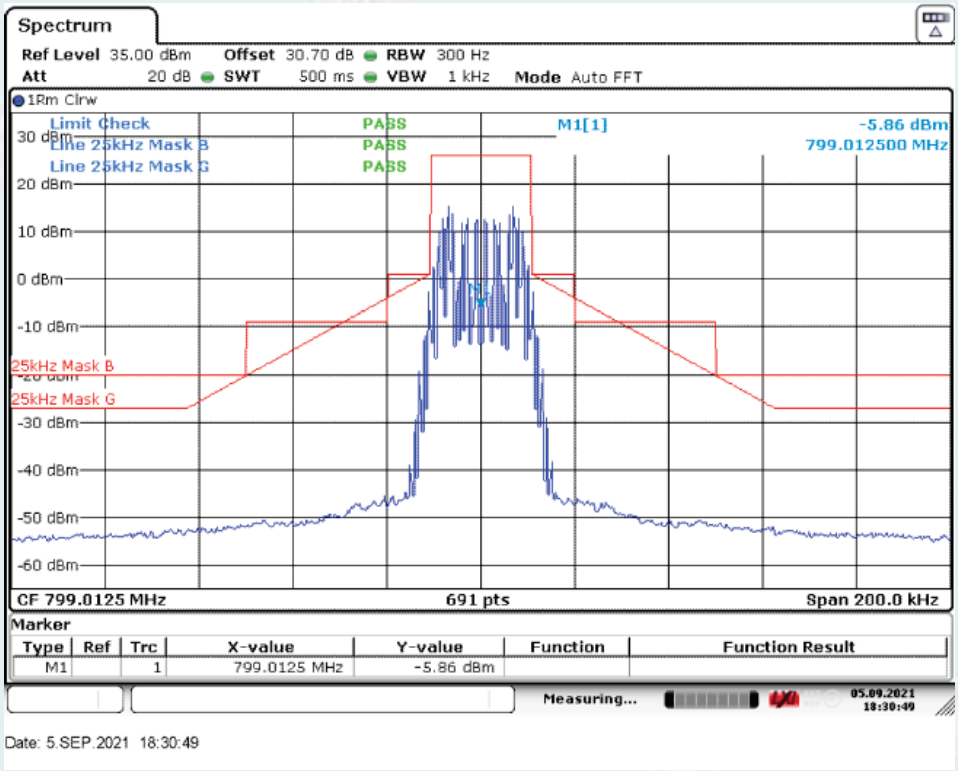

with the input signal amplitude set the AGC threshold Low Frequency: 799.0125MHz

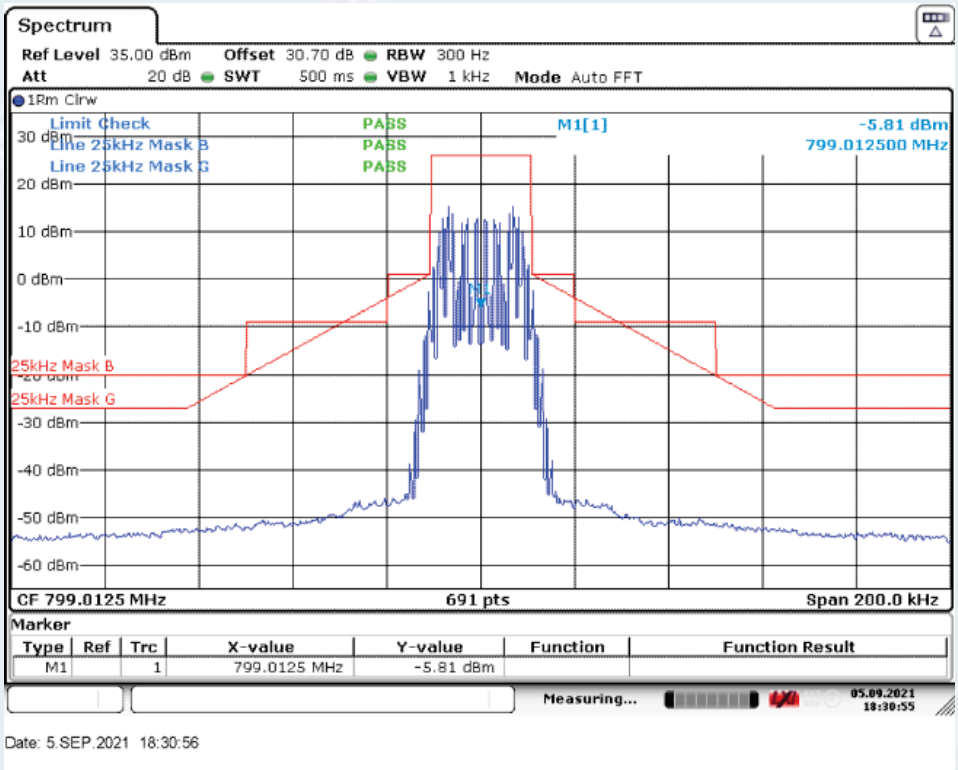

with the input signal amplitude set 3 dB above the AGC threshold Low Frequency: 799.0125MHz

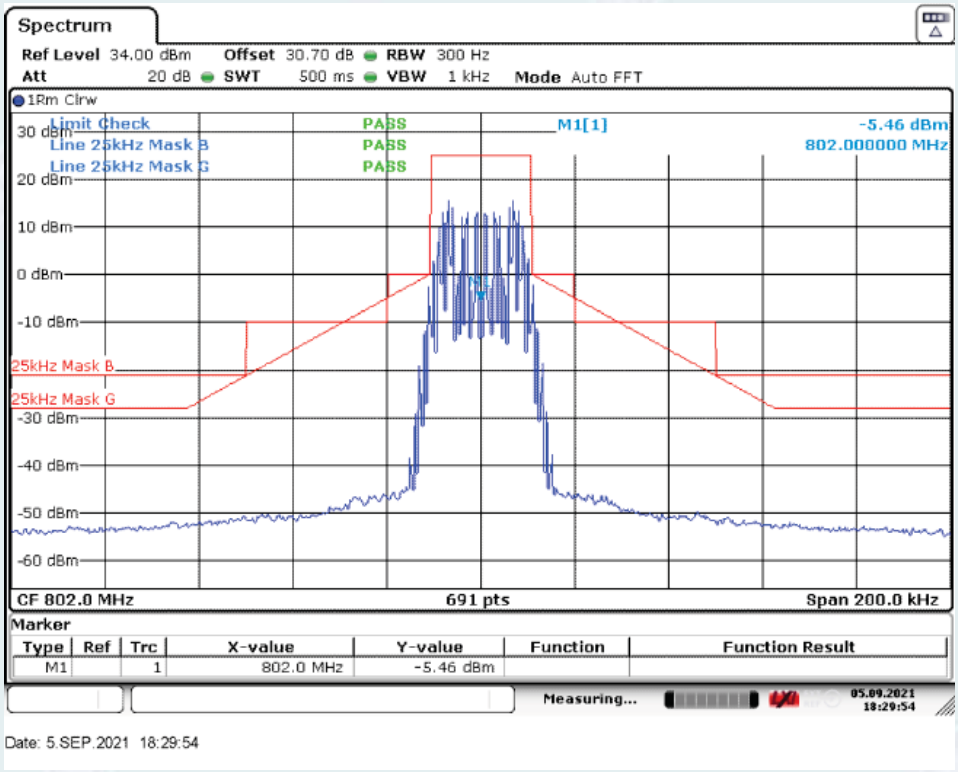

with the input signal amplitude set the AGC threshold Middle Frequency: 802MHz

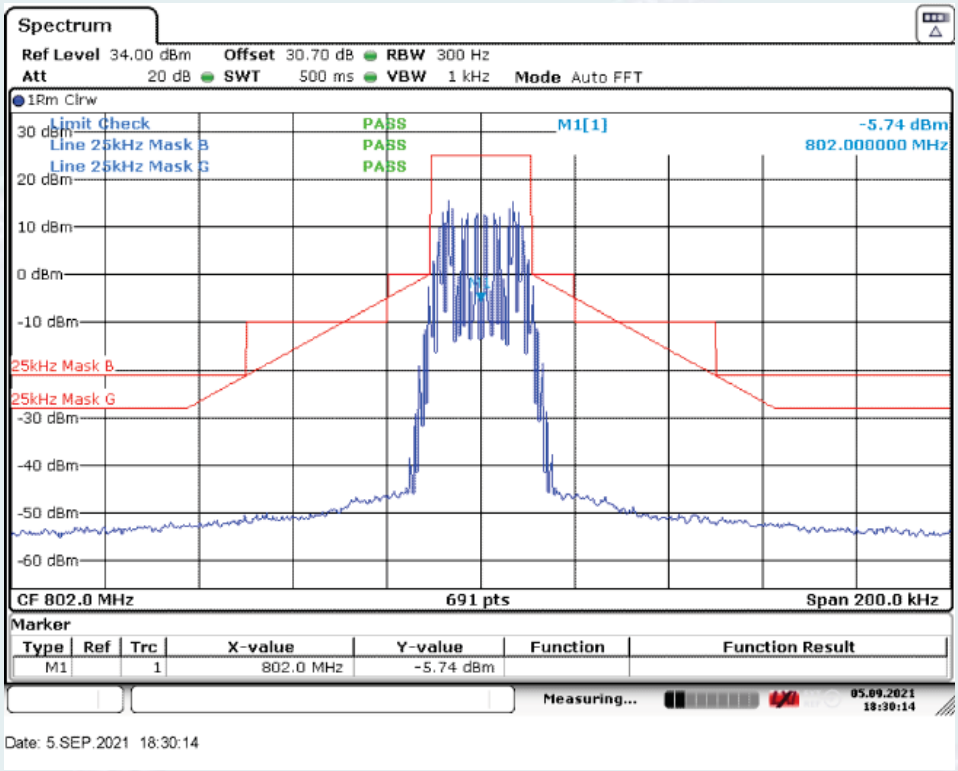

with the input signal amplitude set 3 dB above the AGC threshold Middle Frequency: 802MHz

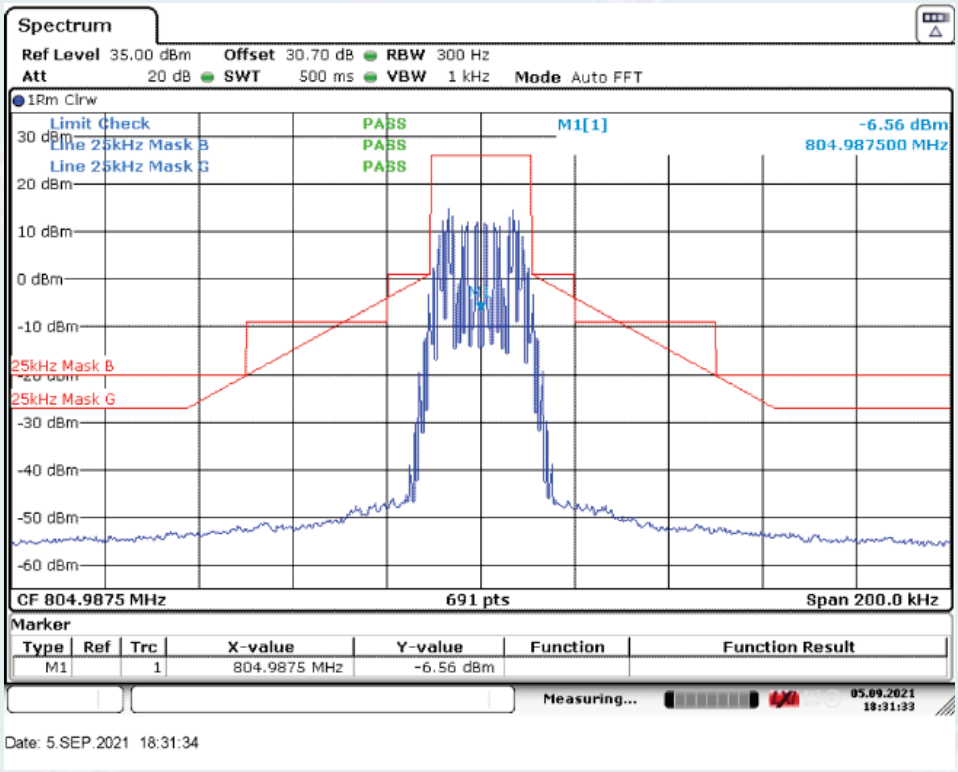

with the input signal amplitude set the AGC threshold High Frequency: 804.9875MHz

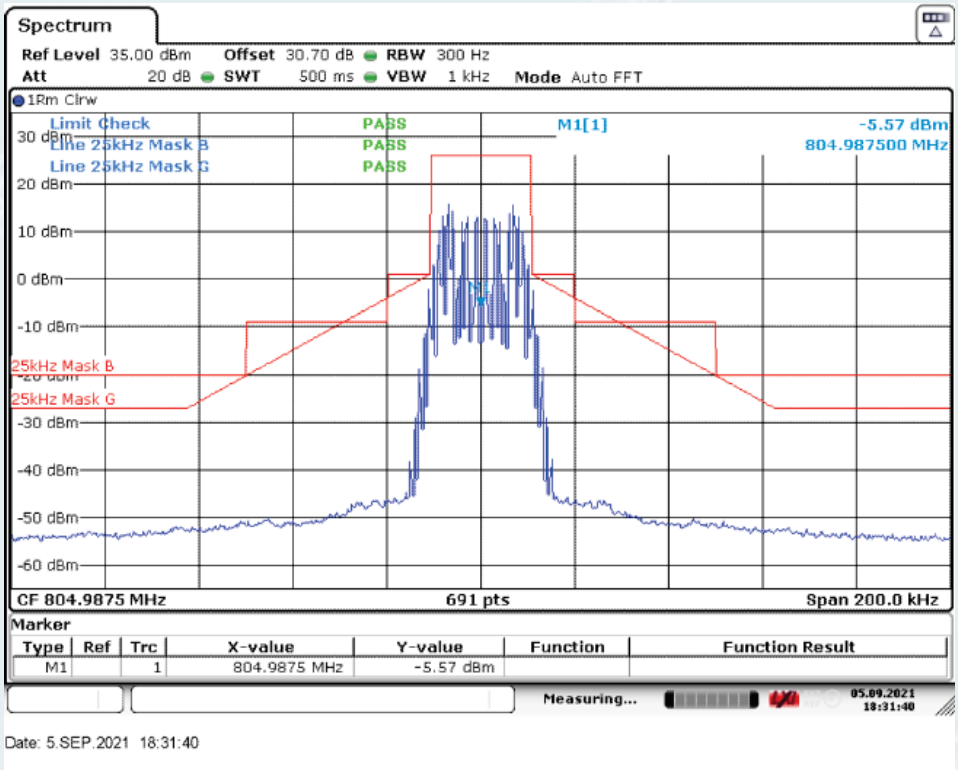

with the input signal amplitude set 3 dB above the AGC threshold, High Frequency: 804.9875MHz

10.5.5.1.2 800MHz Band

10.5.5.1.2.1 P25 Phase I(C4FM) mode (Mask B+ D+ G+H)

10.5.5.1.2.1.1 Downlink transmit

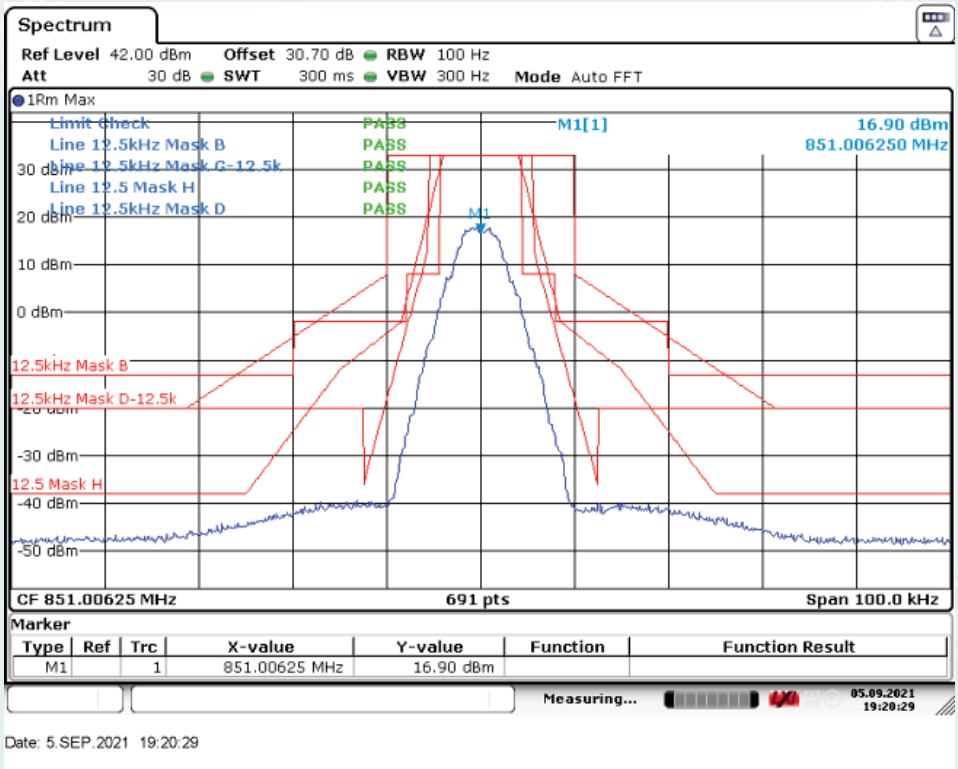

with the input signal amplitude set the AGC threshold Low Frequency: 851.00625MHz

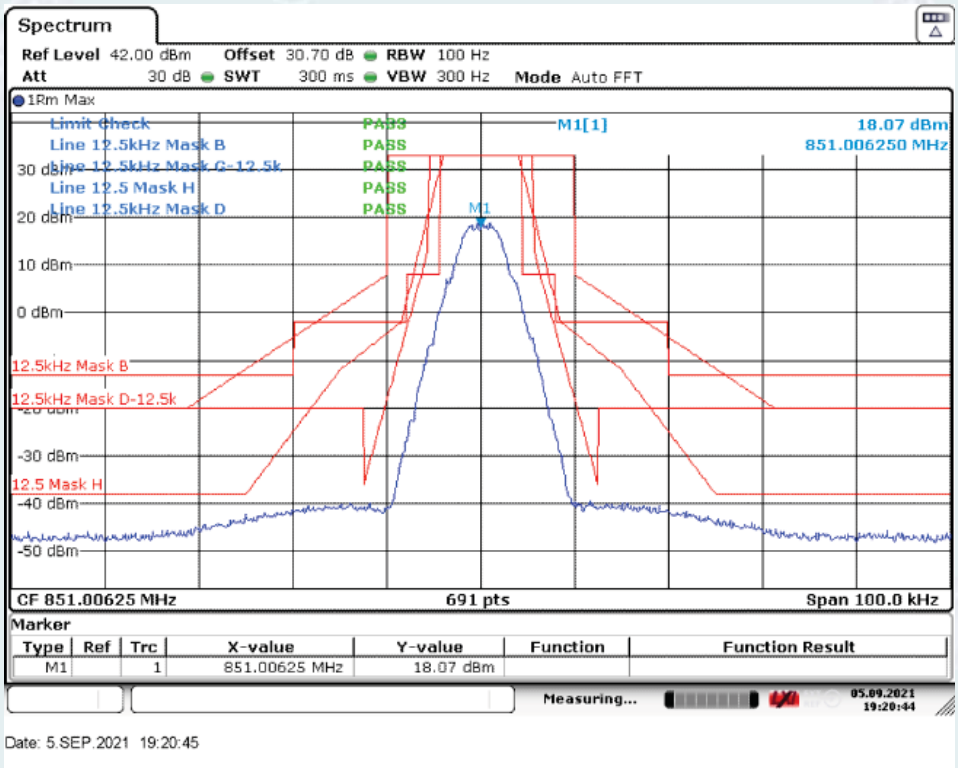

with the input signal amplitude set 3 dB above the AGC threshold Low Frequency: 851.00625MHz

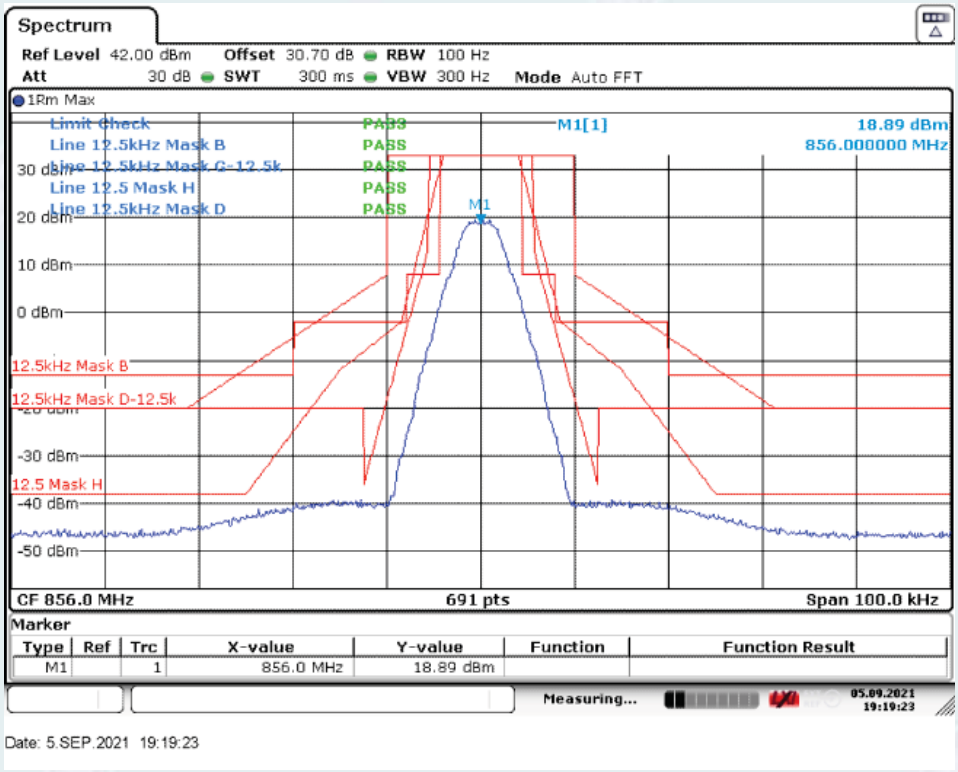

with the input signal amplitude set the AGC threshold Middle Frequency: 856.0MHz

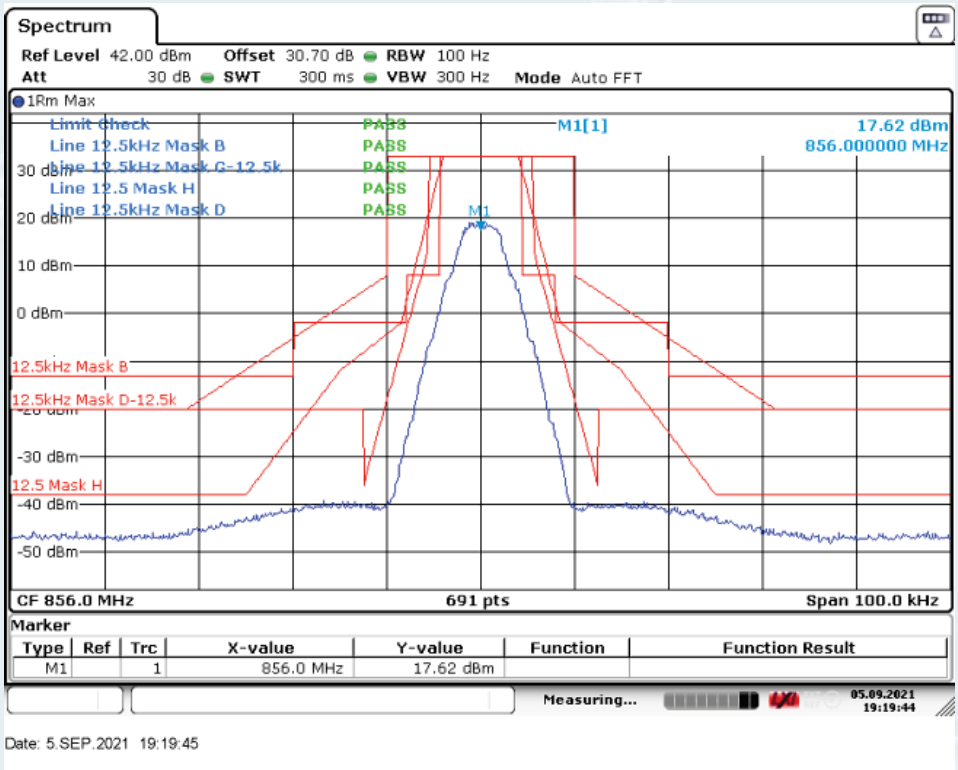

with the input signal amplitude set 3 dB above the AGC threshold Middle Frequency: 856.0MHz

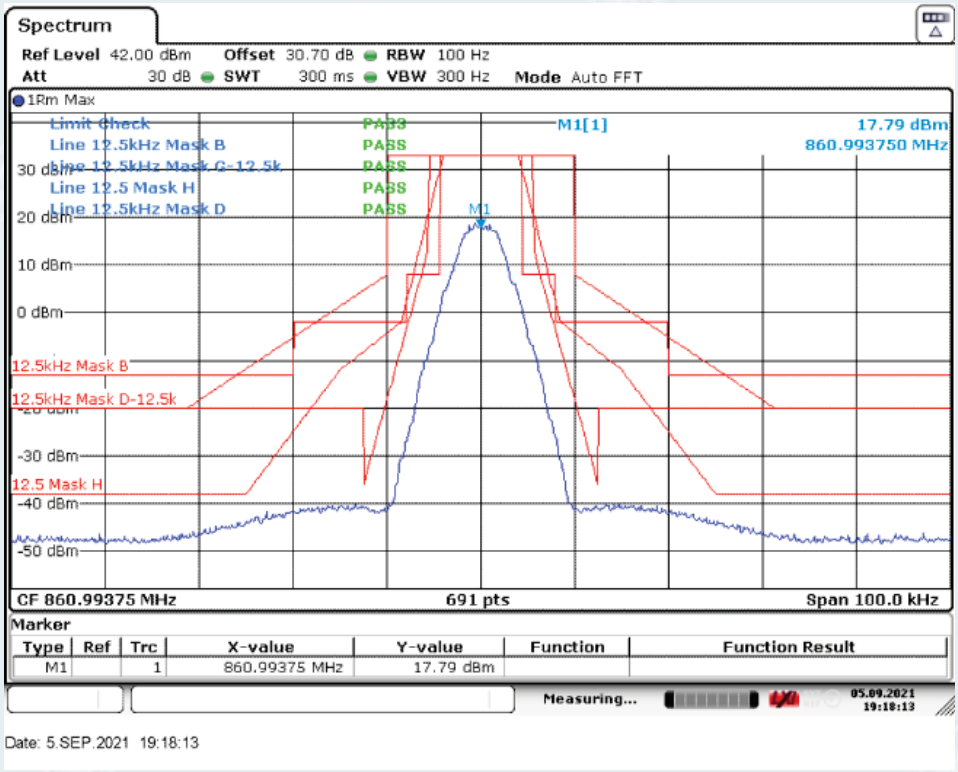

with the input signal amplitude set the AGC threshold High Frequency: 860.99375MHz

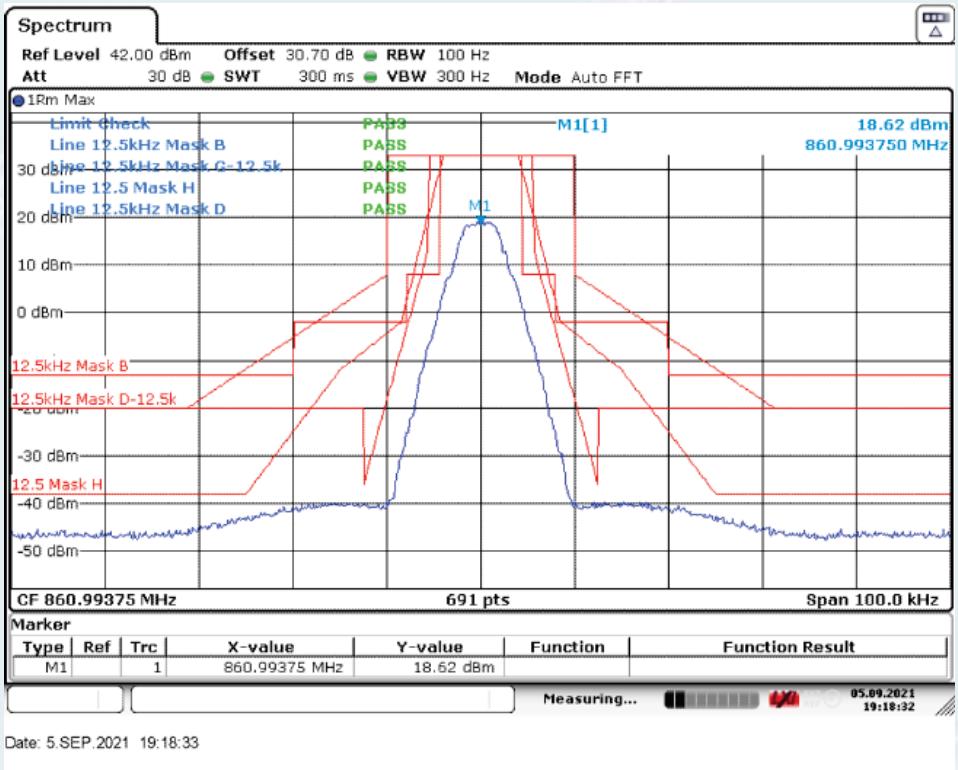

with the input signal amplitude set 3 dB above the AGC threshold, High Frequency: 860.99375MHz

10.5.5.1.2.1.2 Uplink transmit

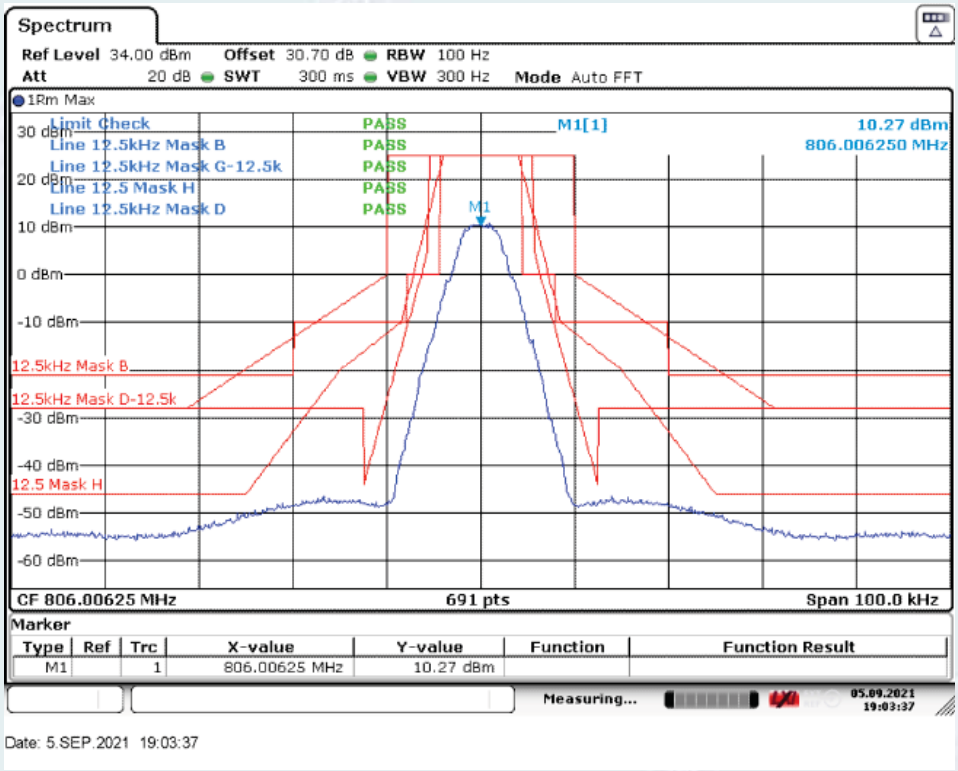

with the input signal amplitude set the AGC threshold Low Frequency: 806.00625MHz

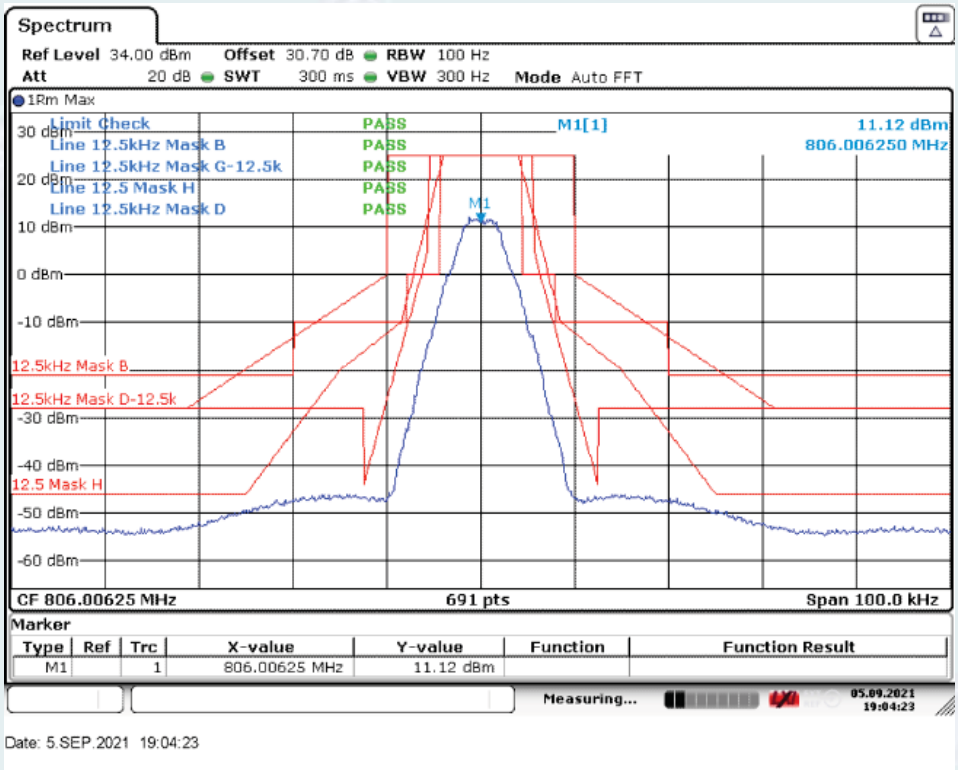

with the input signal amplitude set 3 dB above the AGC threshold Low Frequency: 806.00625MHz

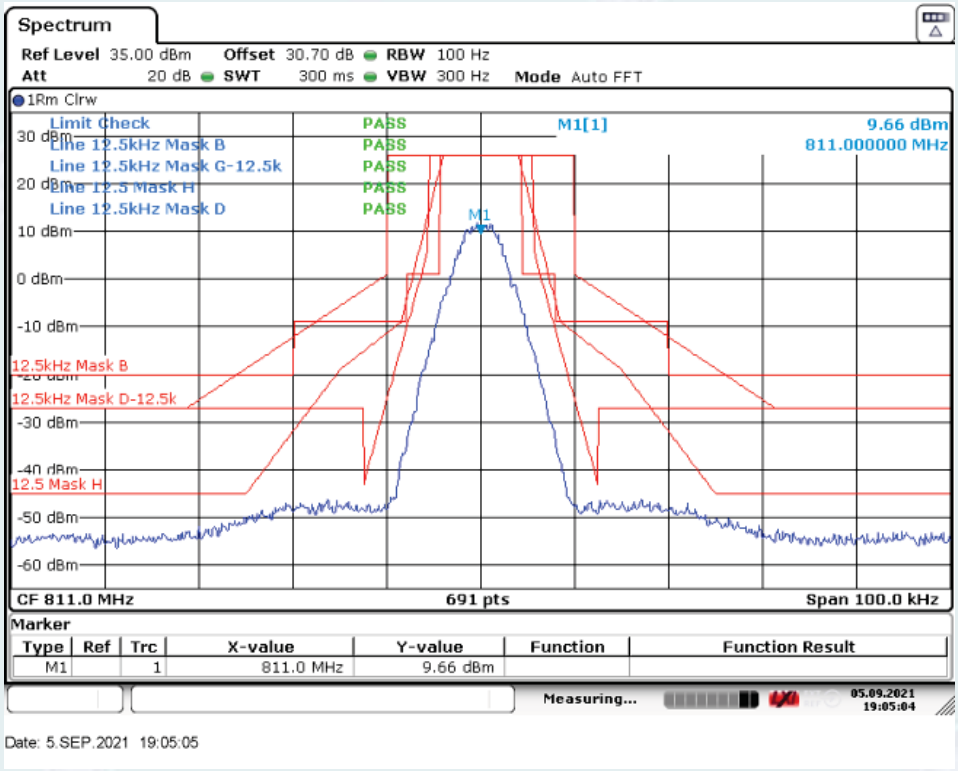

with the input signal amplitude set the AGC threshold Middle Frequency: 811.0MHz

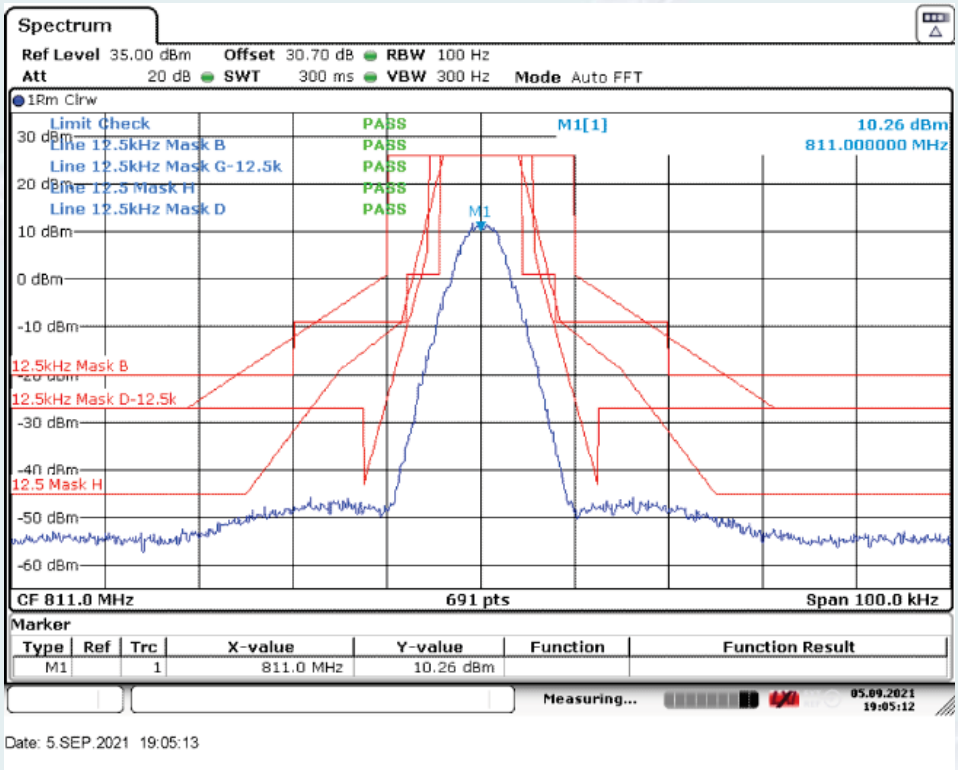

with the input signal amplitude set 3 dB above the AGC threshold Middle Frequency: 811.0MHz

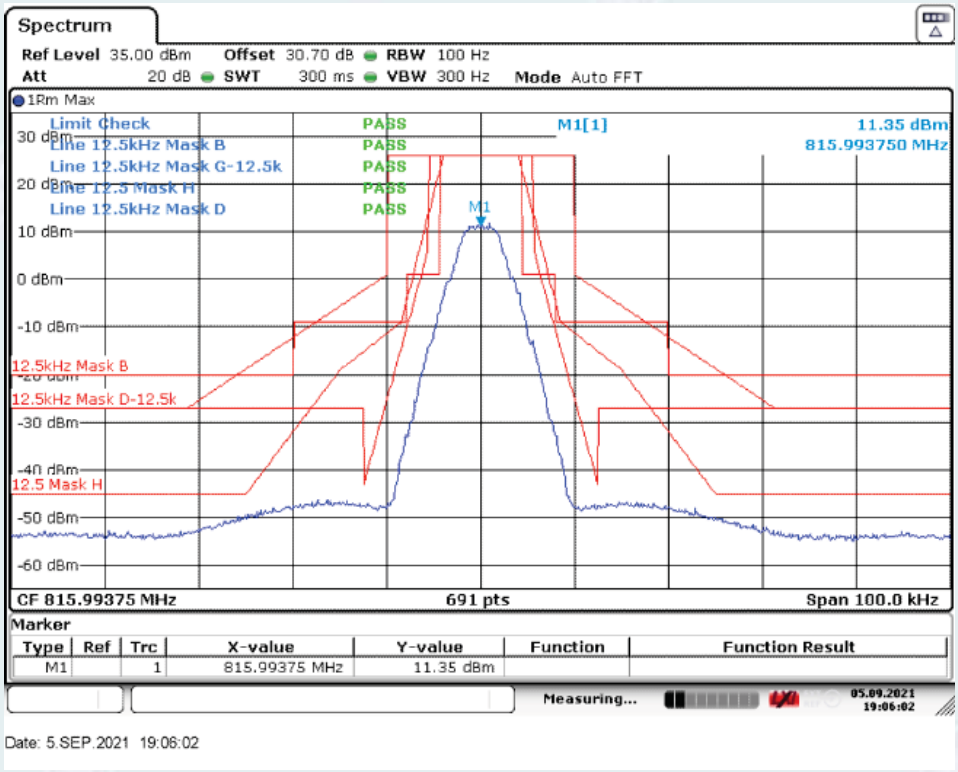

with the input signal amplitude set the AGC threshold High Frequency: 815.99375MHz

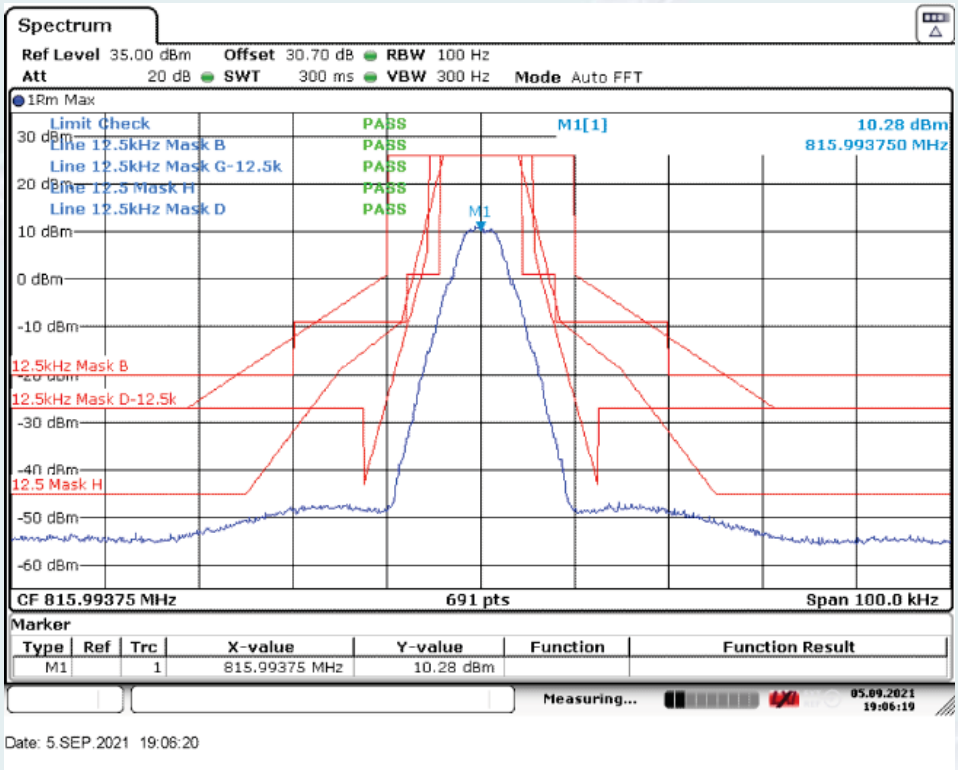

with the input signal amplitude set 3 dB above the AGC threshold, High Frequency: 815.99375MHz

10.5.5.1.2.2 P25 Phase II (H-DQPSK) mode (Mask B+ D+ G+H)

10.5.5.1.2.2.1 Downlink transmit

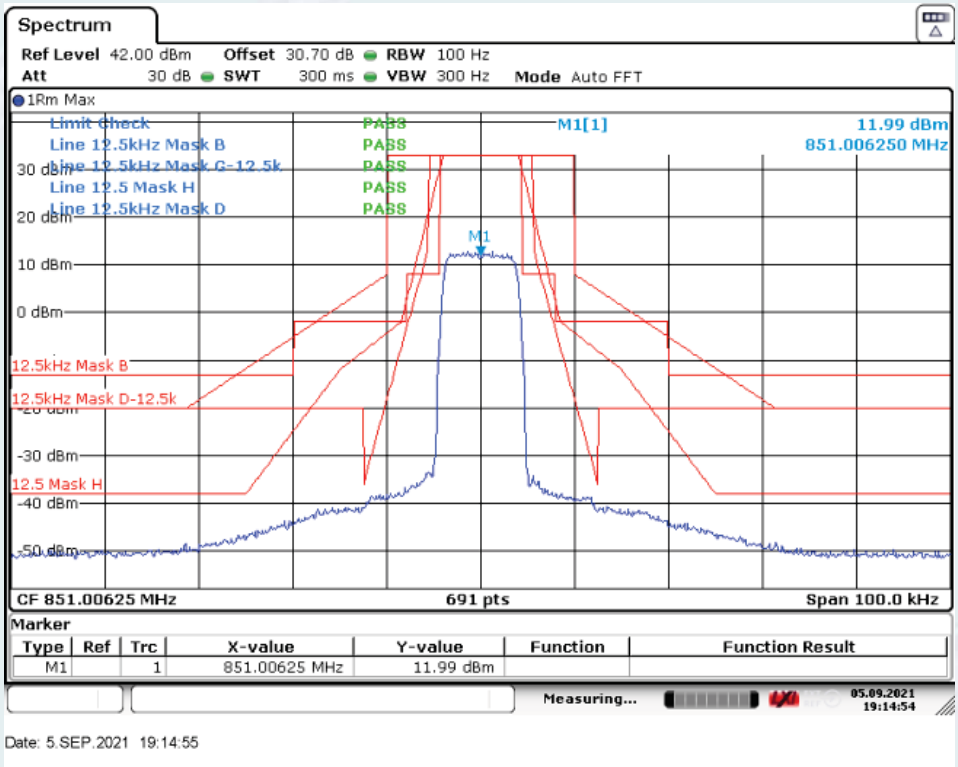

with the input signal amplitude set the AGC threshold Low Frequency: 851.00625MHz

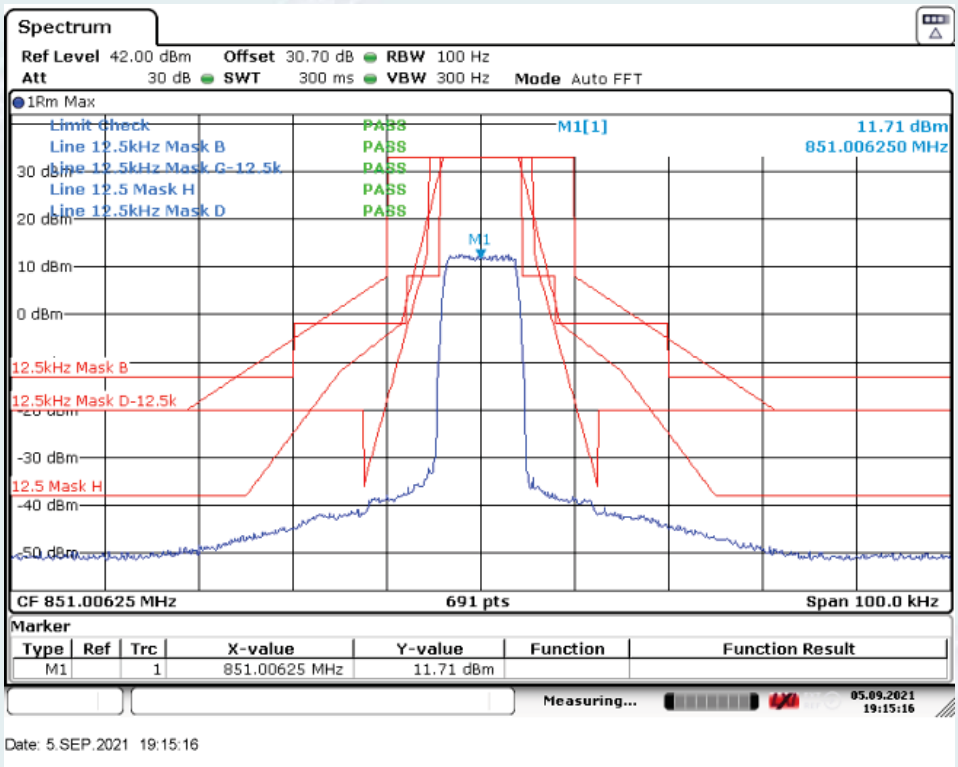

with the input signal amplitude set 3 dB above the AGC threshold Low Frequency: 851.00625MHz

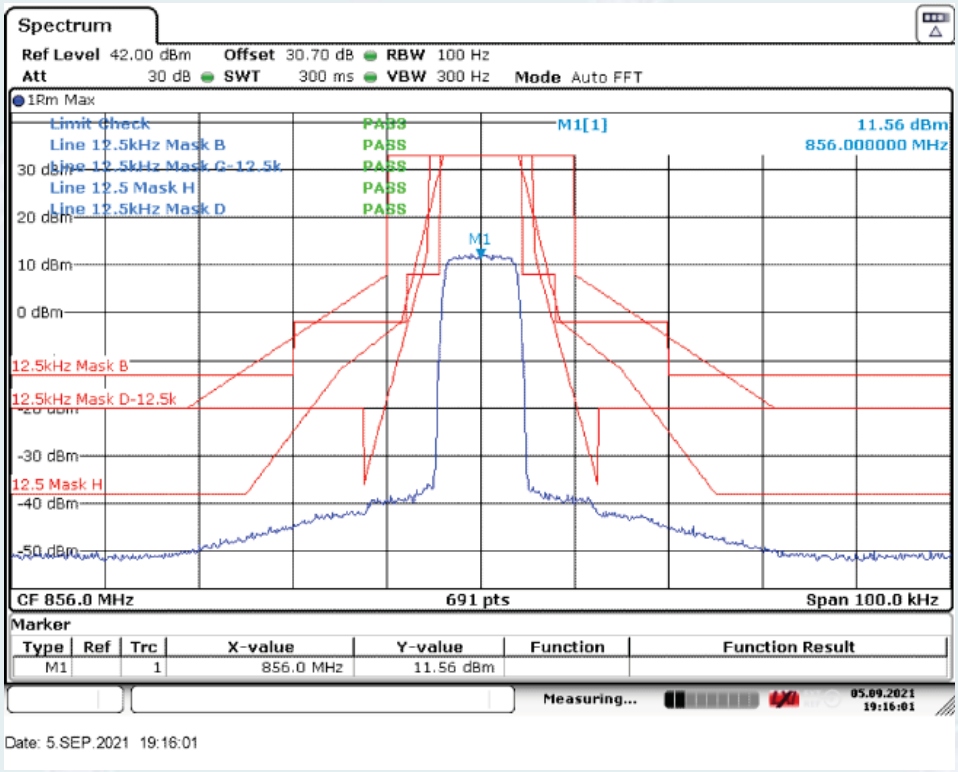

with the input signal amplitude set the AGC threshold Middle Frequency: 856.0MHz

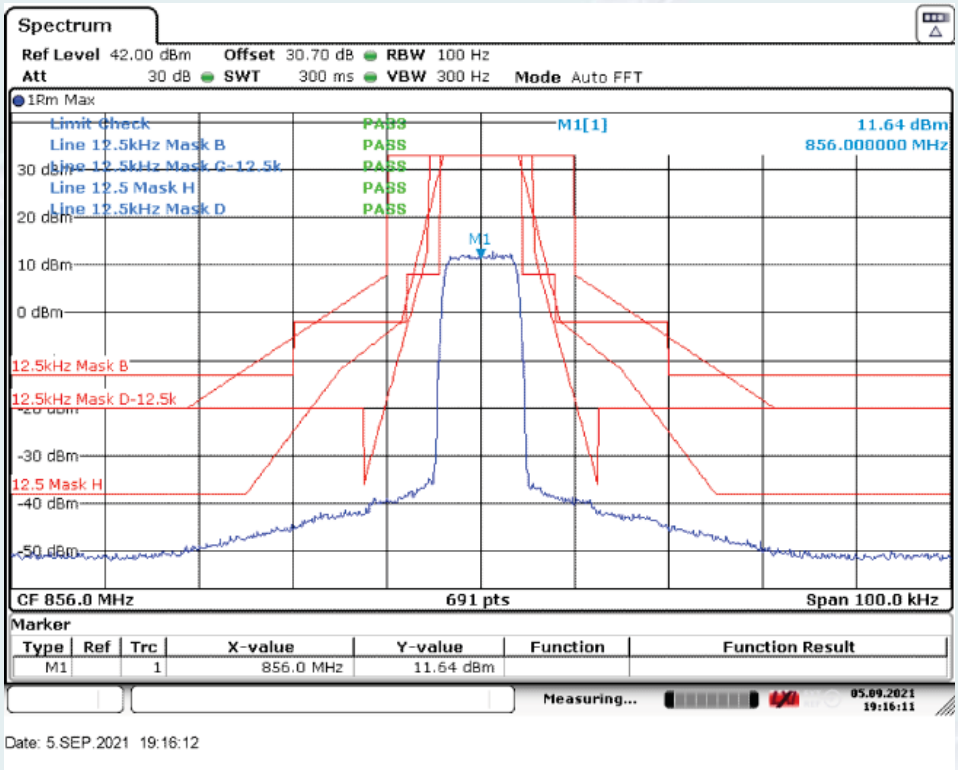

with the input signal amplitude set 3 dB above the AGC threshold Middle Frequency: 856.0MHz

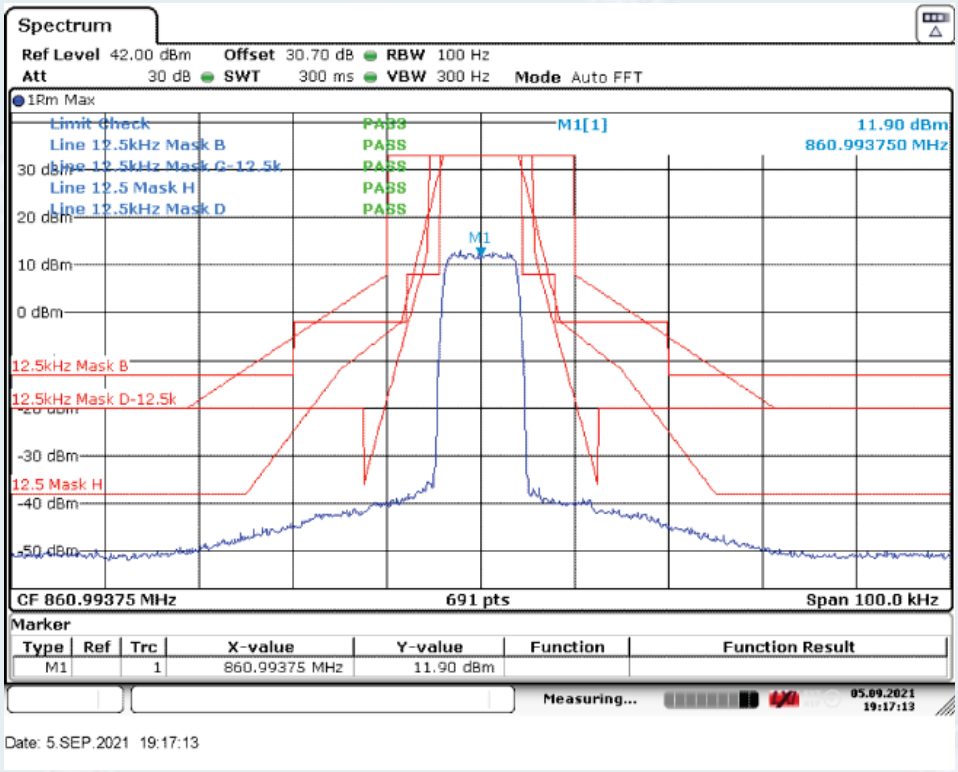

with the input signal amplitude set the AGC threshold High Frequency: 860.99375MHz

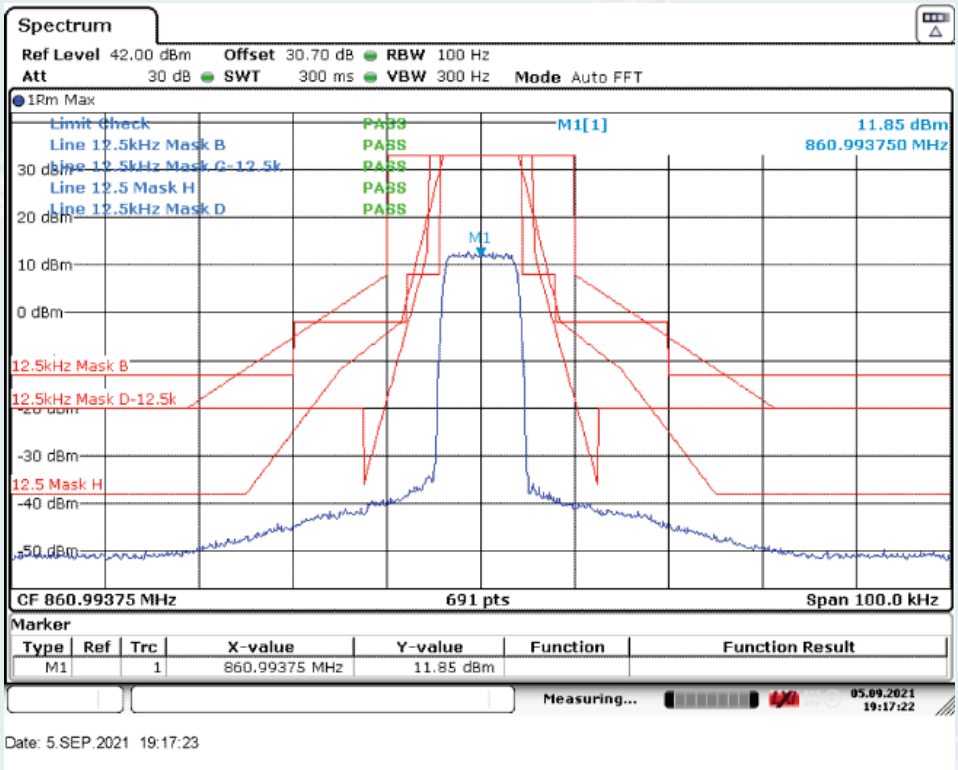

with the input signal amplitude set 3 dB above the AGC threshold, High Frequency: 860.99375MHz

10.5.5.1.2.2.2 Uplink transmit

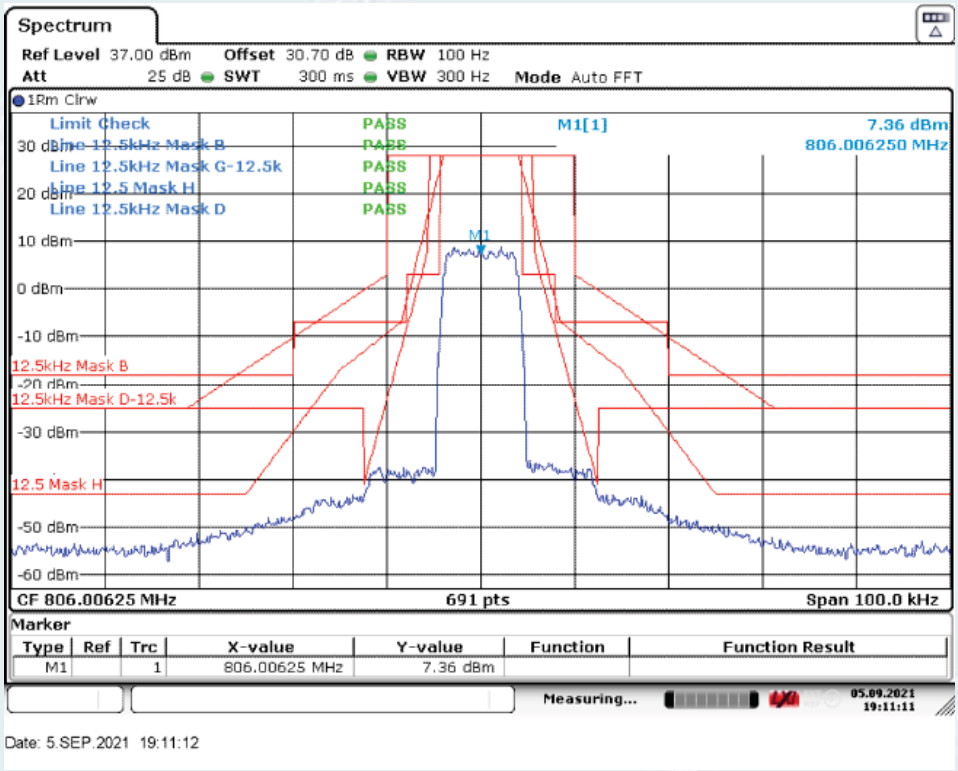

with the input signal amplitude set the AGC threshold Low Frequency: 806.00625MHz

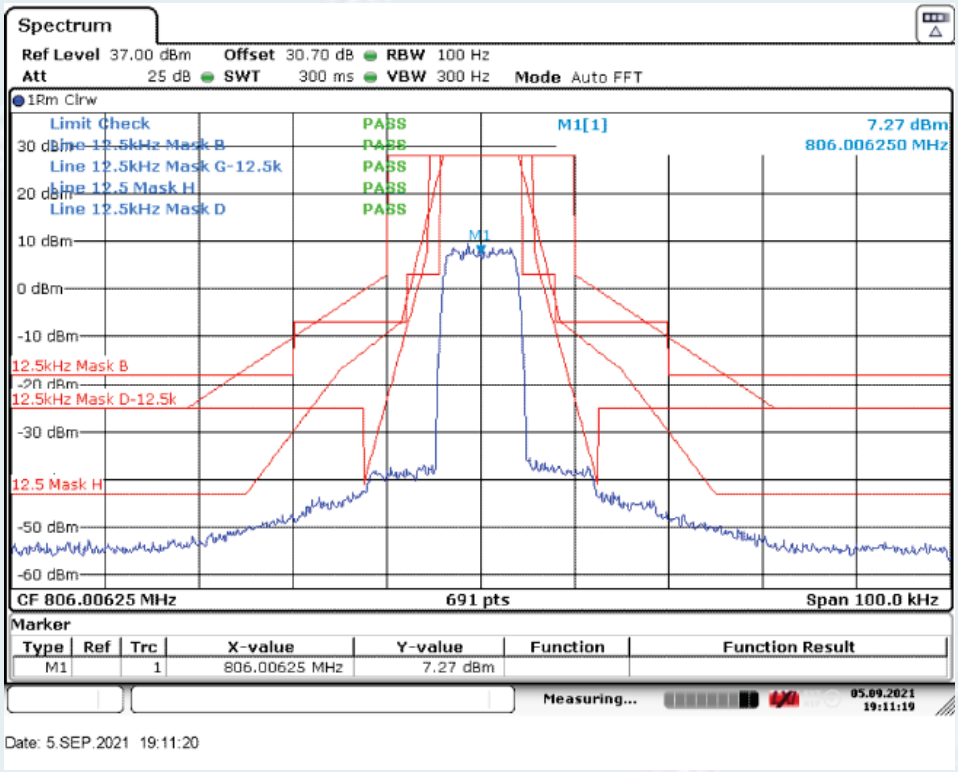

with the input signal amplitude set 3 dB above the AGC threshold Low Frequency: 806.00625MHz

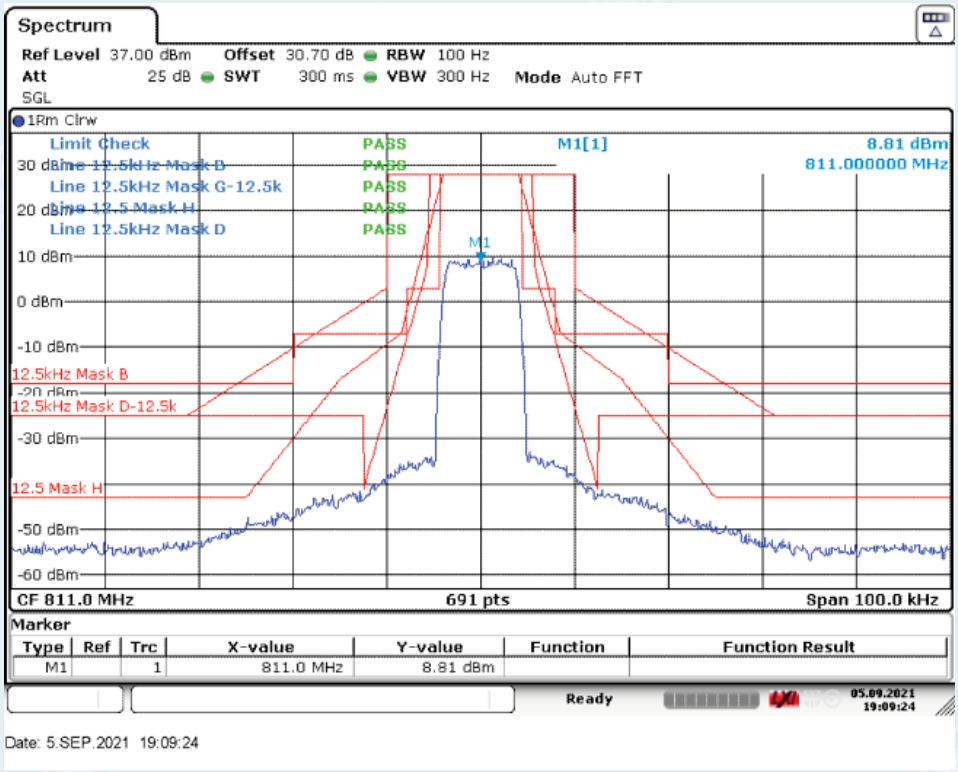

with the input signal amplitude set the AGC threshold Middle Frequency: 811.0MHz

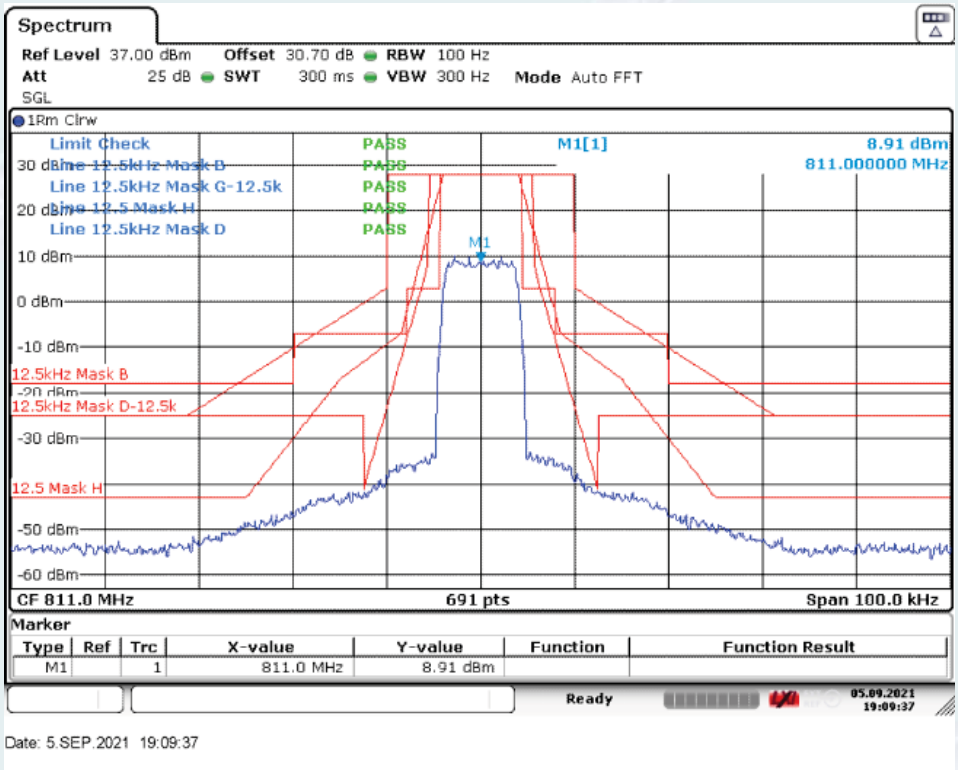

with the input signal amplitude set 3 dB above the AGC threshold Middle Frequency: 811.0MHz

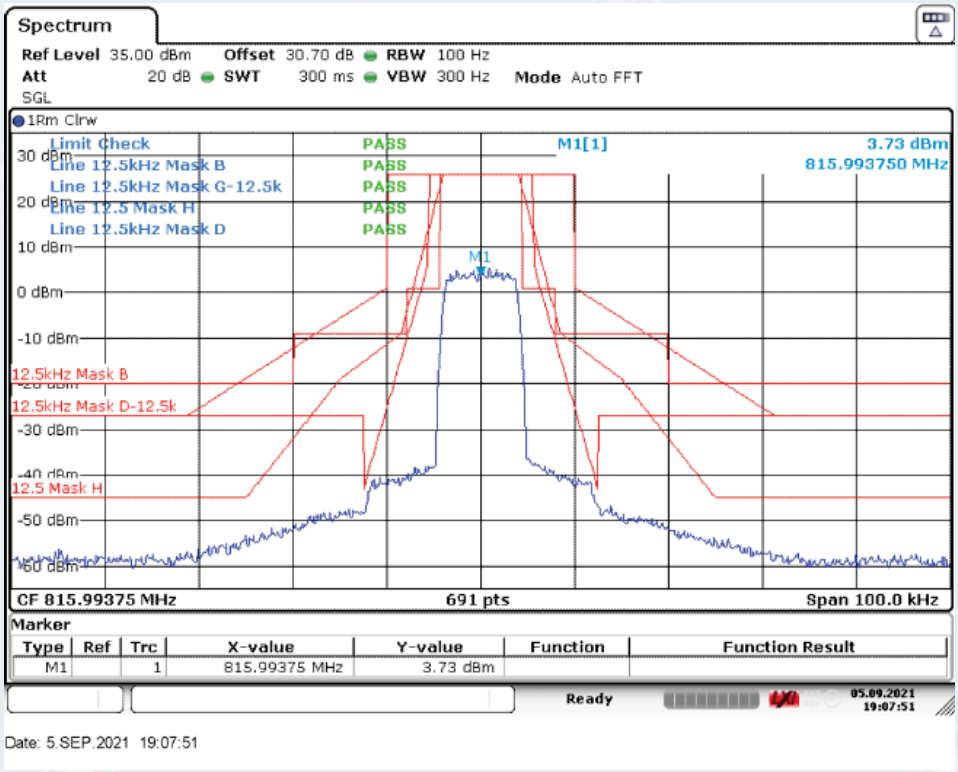

with the input signal amplitude set the AGC threshold High Frequency: 815.99375MHz

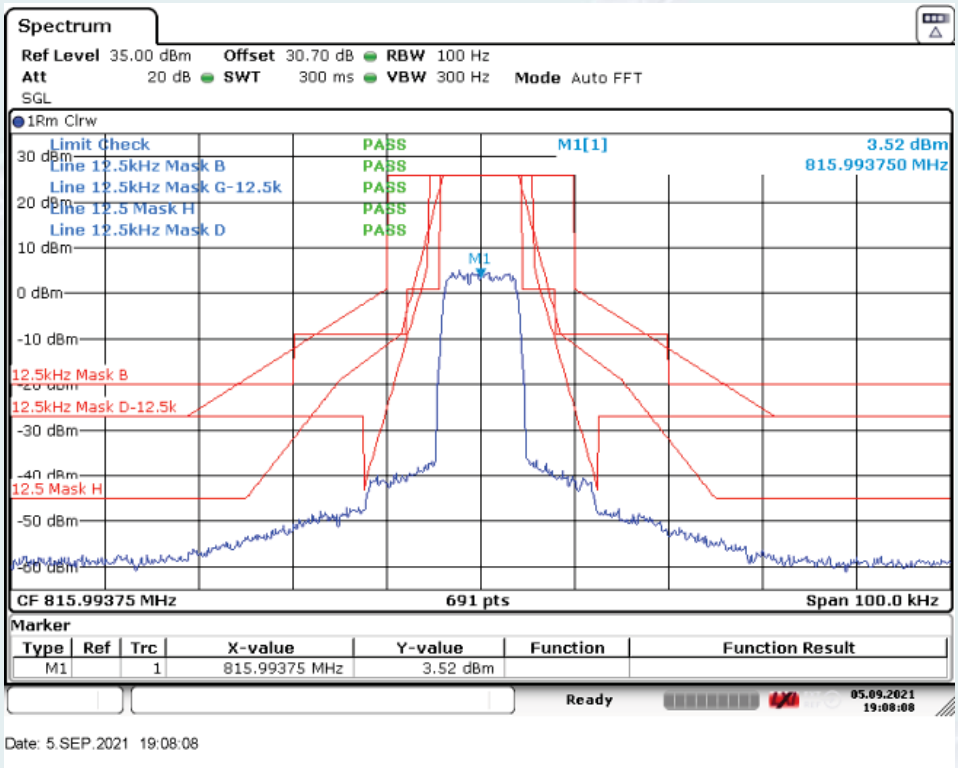

with the input signal amplitude set 3 dB above the AGC threshold, High Frequency: 815.99375MHz

10.5.5.1.2.3 TETRA mode (Mask B+ Mask G)

10.5.5.1.2.3.1 Downlink transmit

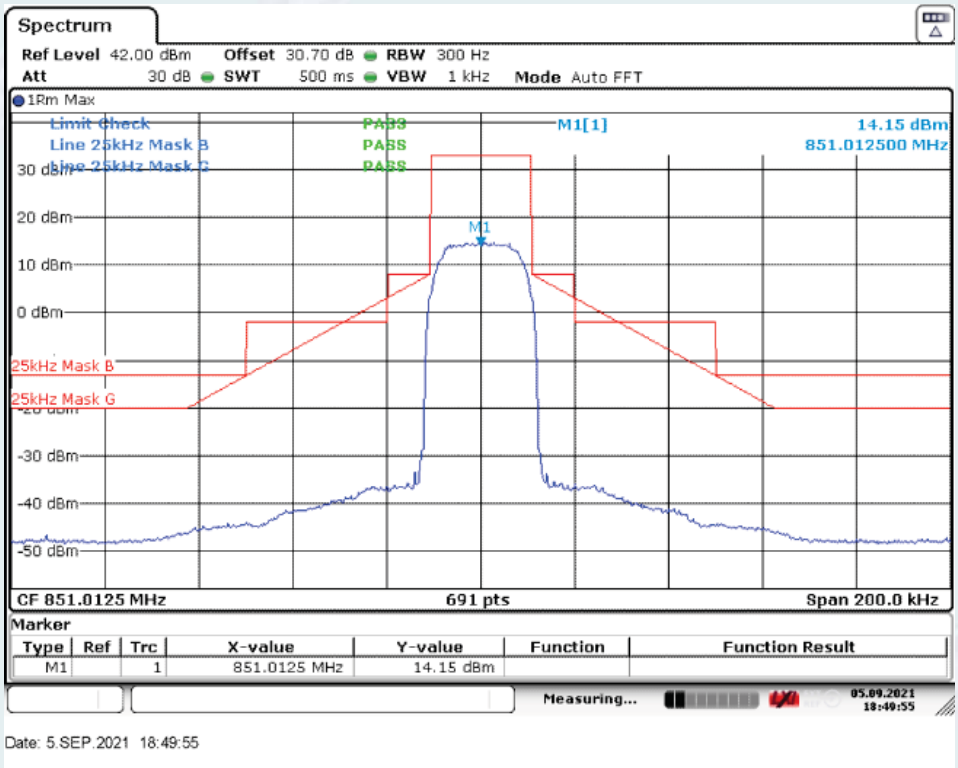

with the input signal amplitude set the AGC threshold Low Frequency: 851.0125MHz

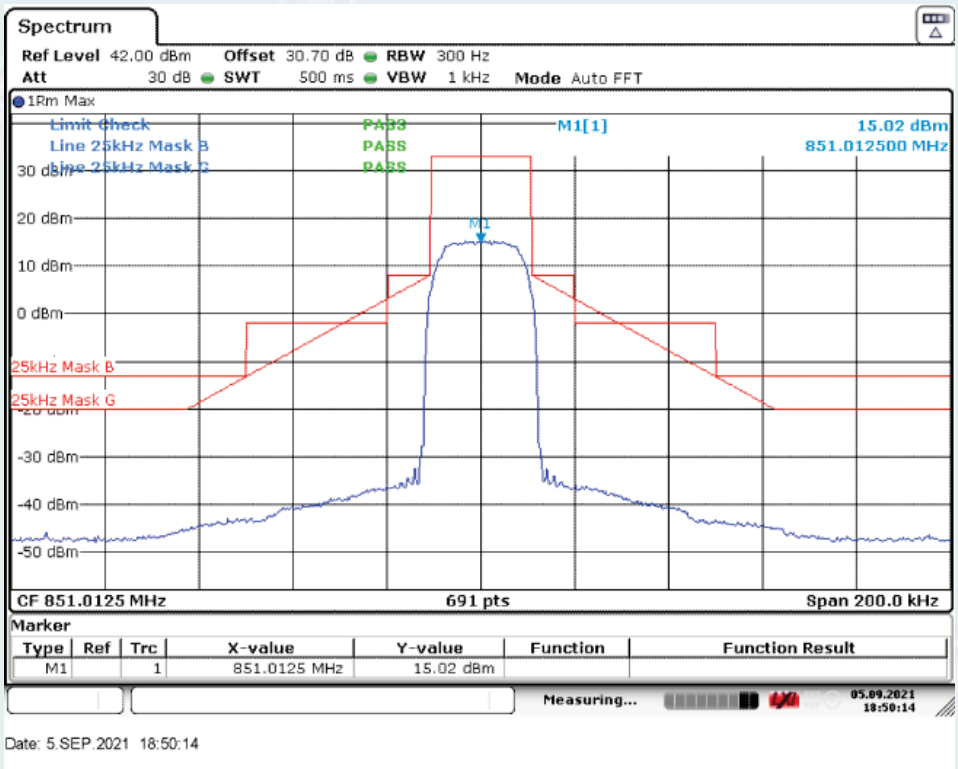

with the input signal amplitude set 3 dB above the AGC threshold Low Frequency: 851.0125MHz

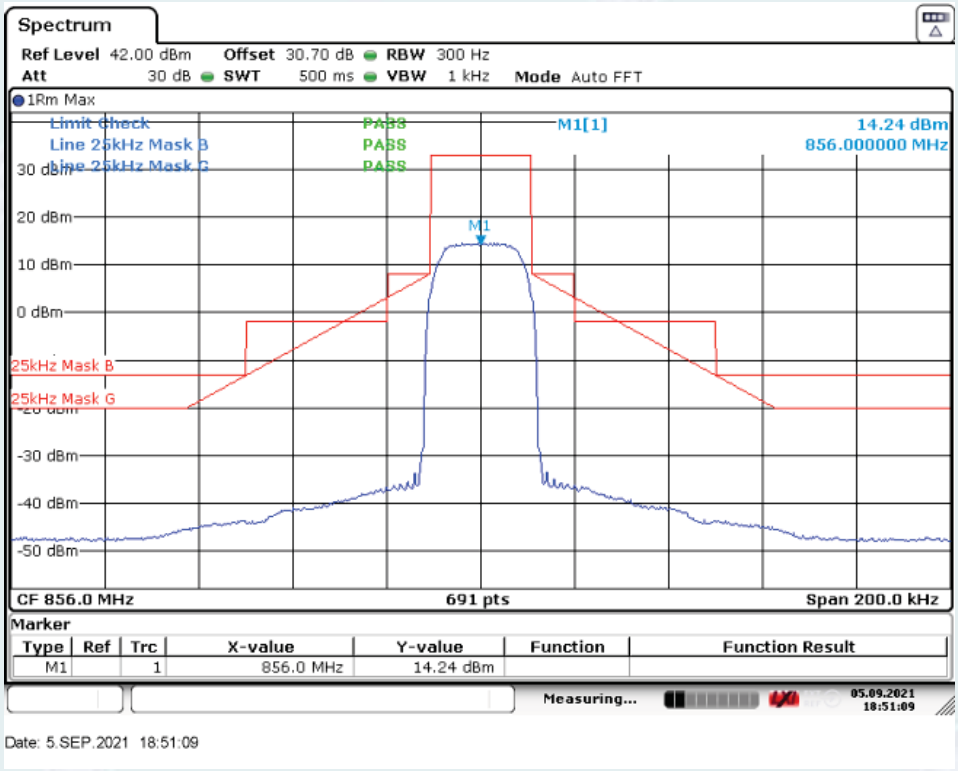

with the input signal amplitude set the AGC threshold Middle Frequency: 856.0MHz

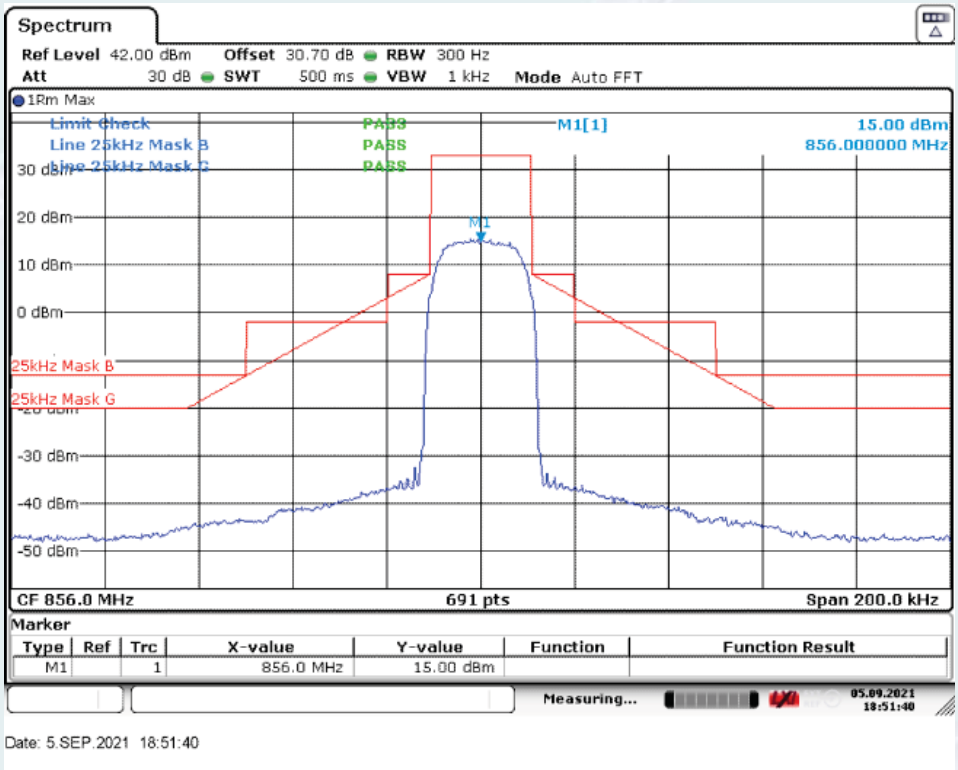

with the input signal amplitude set 3 dB above the AGC threshold Middle Frequency: 856.0MHz

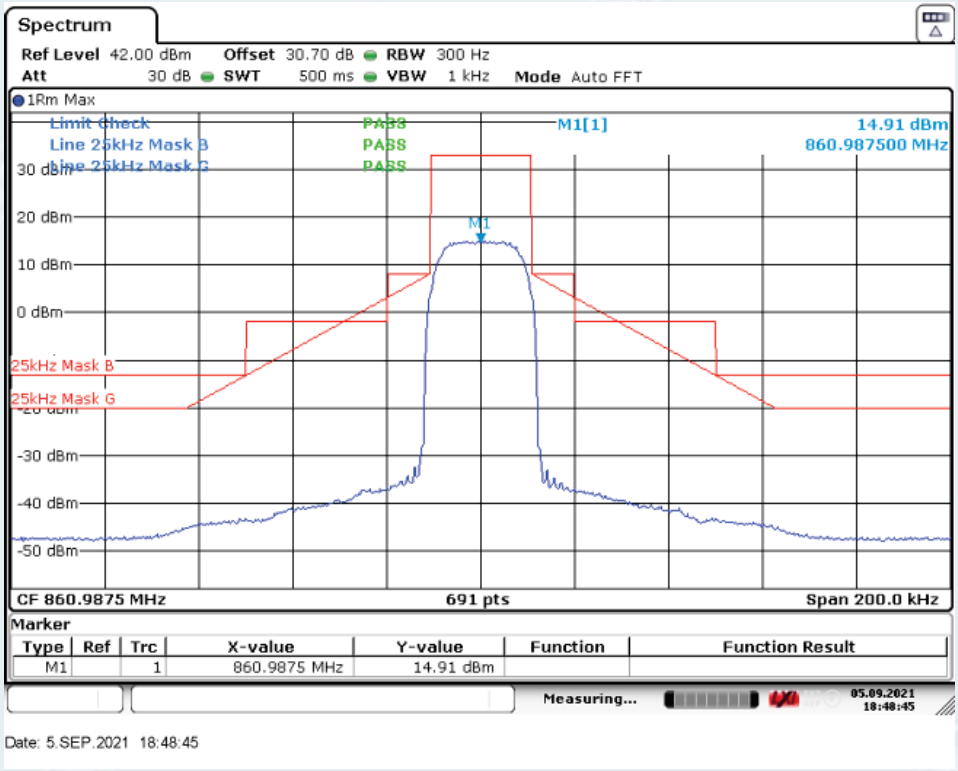

with the input signal amplitude set the AGC threshold High Frequency: 860.9875MHz

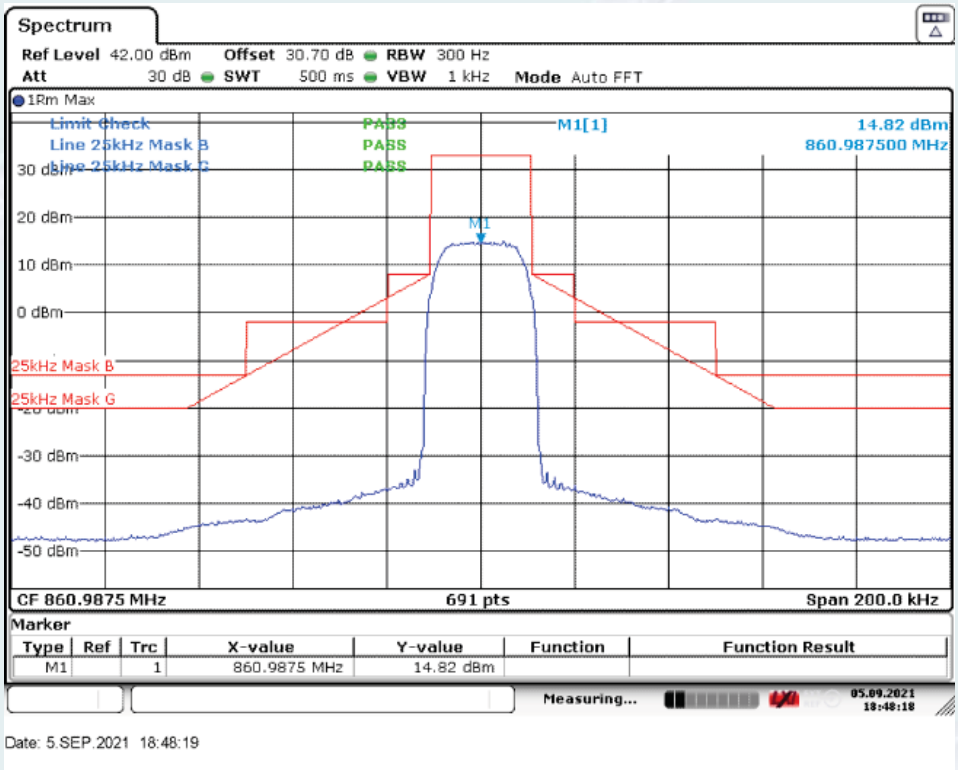

with the input signal amplitude set 3 dB above the AGC threshold, High Frequency: 860.9875MHz

10.5.5.1.2.3.2 Uplink transmit

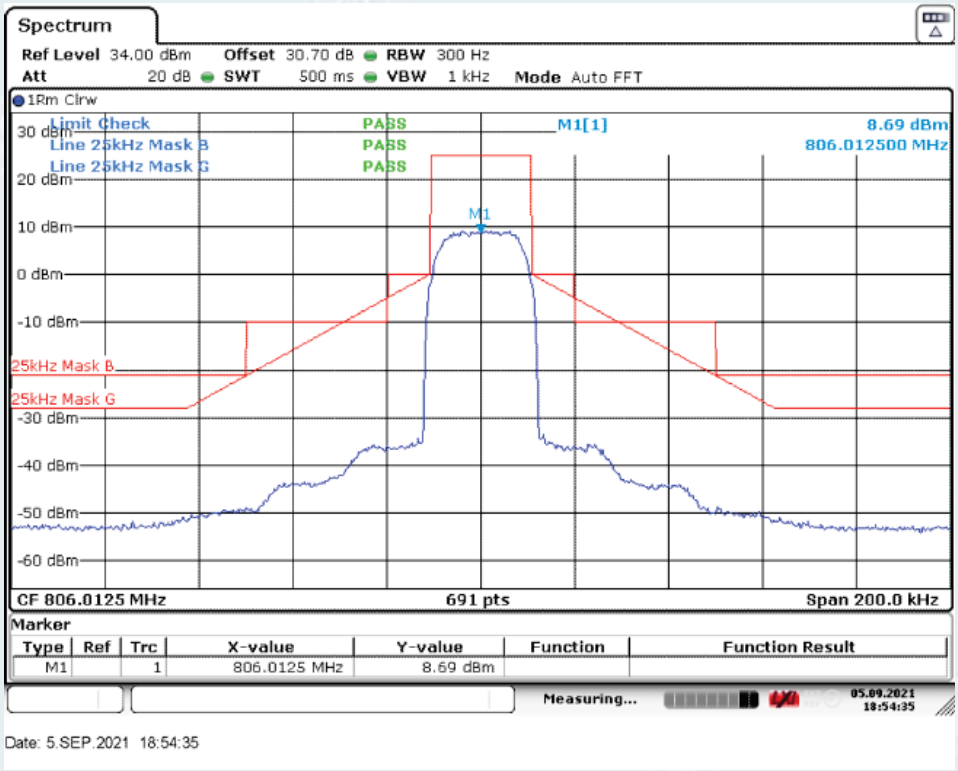

with the input signal amplitude set the AGC threshold Low Frequency: 806.0125MHz

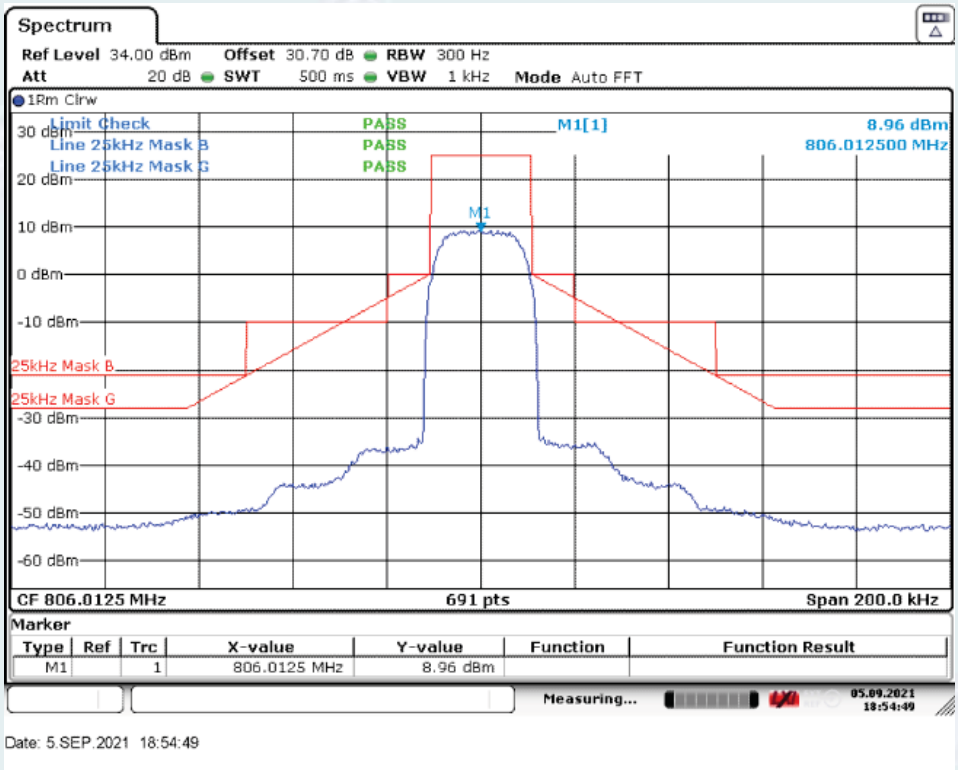

with the input signal amplitude set 3 dB above the AGC threshold Low Frequency: 806.0125MHz