High Frequency Ceramic Solutions

2.45 GHz SMD Antenna, EIA 1206, Detuning resilient, Edge Mount Design, AEC-Q200 Qualified **P/N 2450AT18D0100E-AEC**

Detail Specification: 5/26/2021

Let us help you with the antenna design, optimization, and tuning!

https://www.johansontechnology.com/ask-a-question

General Specifications

Part Number	2450AT18D0100E-AEC
Frequency (GHz)	2.4 - 2.5
Peak Gain (dBi)	1.5 typ. (XZ-total)
Average Gain (dBi)	-1.0 typ. (XZ-total)
Radiated Efficiency[1]	72%
Return Loss (dB)	10 min.
Impedance (Ω)	50
Input Power (W)	3 max. (CW)
Operating Temperature	-40 to +125°C
Recommended Storage Conditions and Period for unused Product on T&R	+5 to +35°C Humidity 45 - 75% RH 18 months max.
Reel Quantity (pcs./reel)	3,000

Top



Bottom

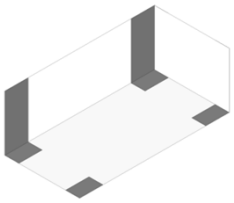

[1]Efficiency measured on Johanson's evaluation board PN 2450AT18D0100-EB1SMA

Part Number Explanation

P/N Suffix	**Packing Style**	Bulk (loose pcs.)	Suffix = S	e.g. 2450AT18D0100S-AEC
		T & R	Suffix = E	e.g. 2450AT18D0100E-AEC
		100% Tin	Suffix = None	e.g. 2450AT18D0100(E or S)-AEC
	Evaluation Board	2450AT18D0100-EB1SMA		

Mechanical Dimensions

	In	mm
L	0.126 ± 0.008	3.20 ± 0.2
W	0.063 ± 0.008	1.60 ± 0.2
T	0.047 ± 0.004	1.20 ± 0.1
a	0.012 +0.004 / -0.008	0.30 +0.1 / -0.2
b	0.020 ± 0.008	0.50 ± 0.2

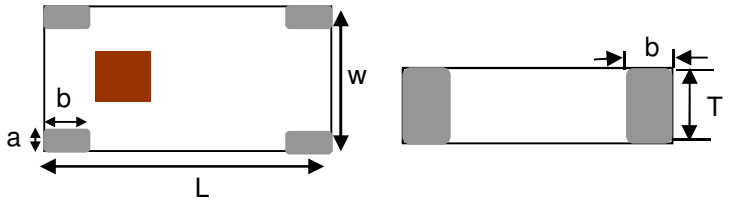

Terminal Configuration

No.	Function 1	Function 2
1	FEED	GND
2	GND	GND
3	GND	GND
4	GND	FEED

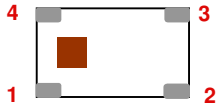

Function 1: Antenna fed from left

Function 2: Antenna fed from right

Johanson Technology, Inc. reserves the right to make design changes without notice.
All sales are subject to Johanson Technology, Inc. terms and conditions.

https://www.johansontechnology.com
4001 Calle Tecate • Camarillo, CA 93012 • TEL 805.389.1166 FAX 805.389.1821

2021 Johanson Technology, Inc. All Rights Reserved

Mounting Considerations 1: Evaluation Board (Standard Layout)

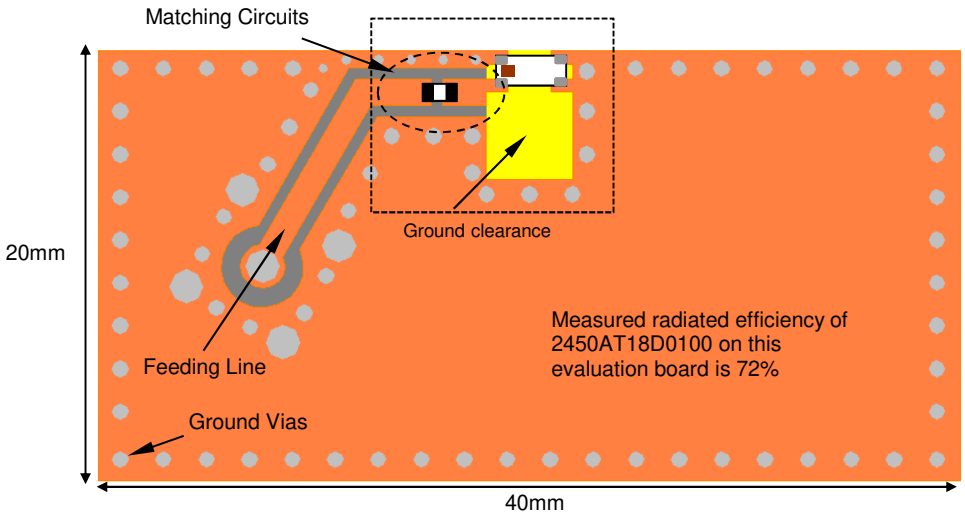

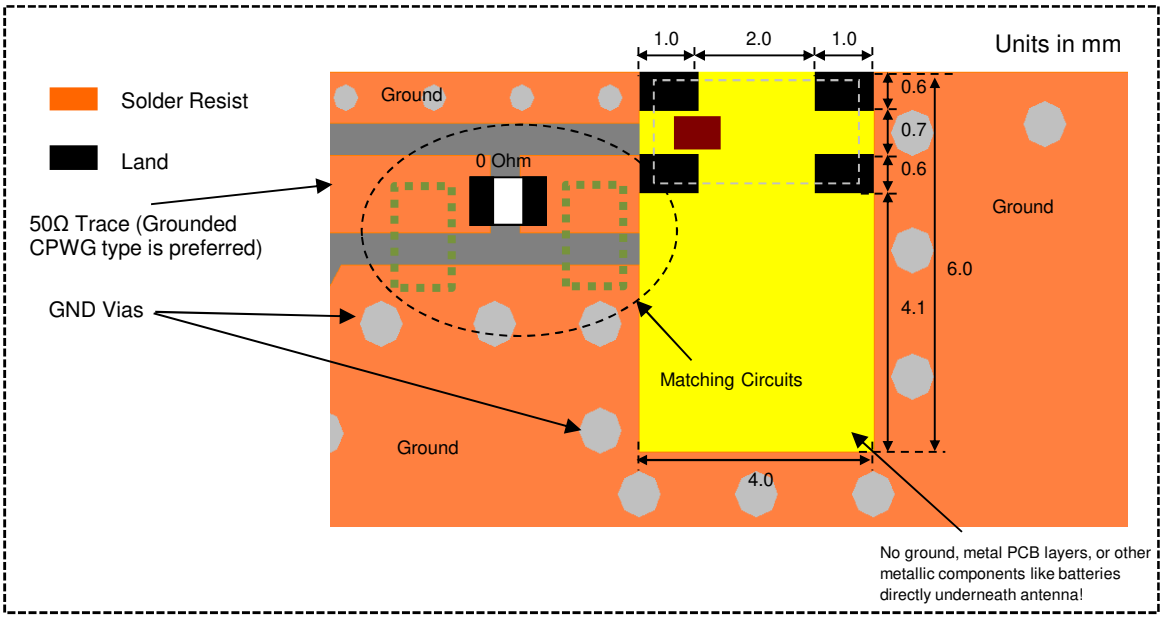

To order a pre-tuned 50Ω EVB with a female SMA connector click here:

https://www.johansontechnology.com/request-a-sample

Reference p/n: 2450AT18D0100-EB1SMA

Johanson Technology, Inc. reserves the right to make design changes without notice.
All sales are subject to Johanson Technology, Inc. terms and conditions.

2021 Johanson Technology, Inc. All Rights Reserved

Mounting Considerations 1: Electrical Performance @25°C

Measured Return Loss

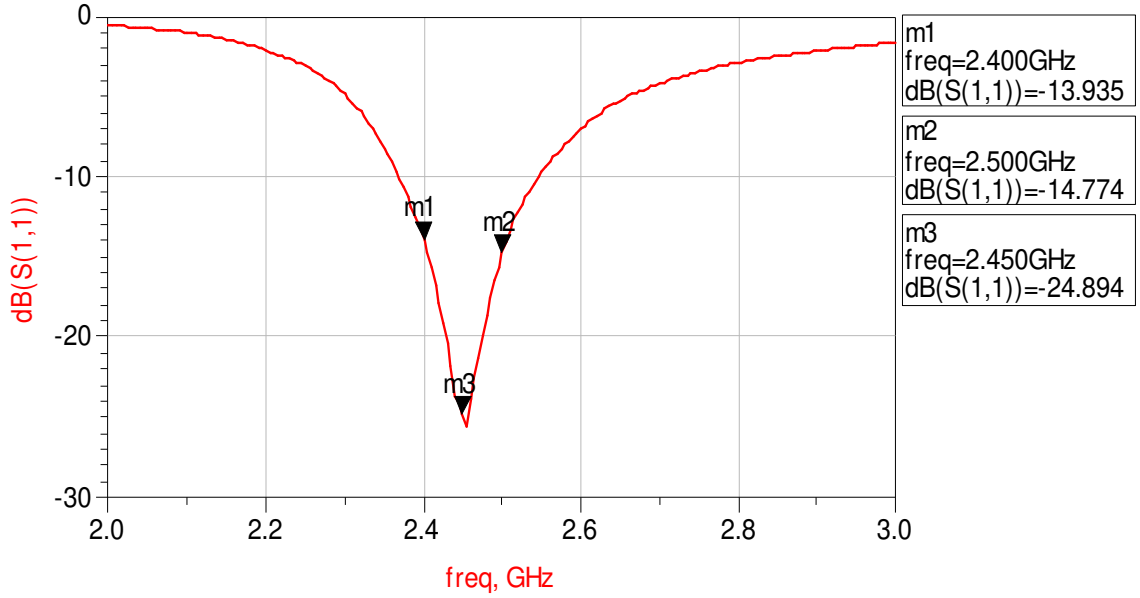

Would you like the antenna layout? Have antenna tuning issues?
Please contact us if you have any questions regarding the implementation of this antenna in your PCB's layout. We'll be happy to guide you to maximize the antenna's performance.
Contact our applications engineers at:
https://www.johansontechnology.com/ask-a-question

Johanson Technology, Inc. reserves the right to make design changes without notice.
All sales are subject to Johanson Technology, Inc. terms and conditions.

2021 Johanson Technology, Inc. All Rights Reserved

Mounting Considerations 1: Typical 2D radiation patterns @ 2.44GHz

YZ-plane

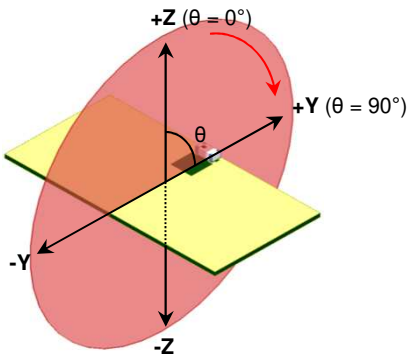

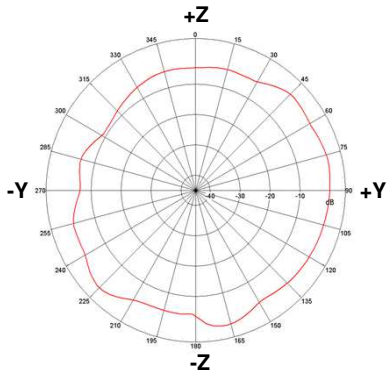

XZ-plane

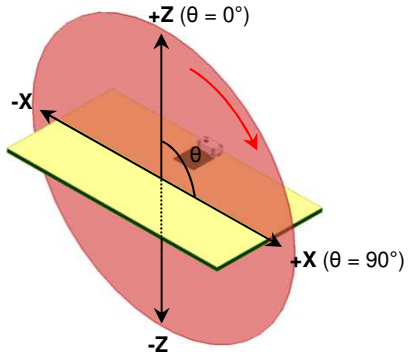

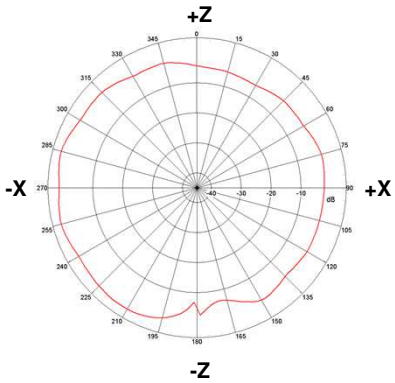

XY-plane

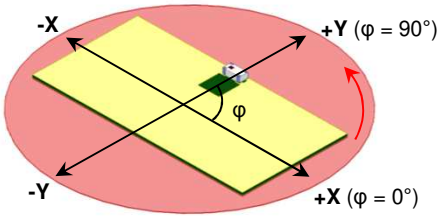

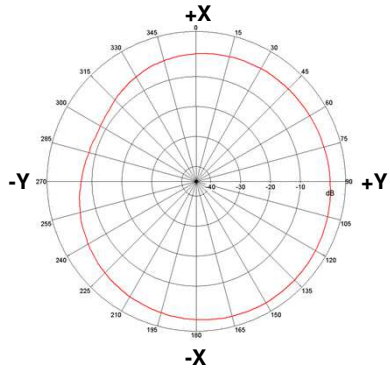

Johanson Technology, Inc. reserves the right to make design changes without notice.
All sales are subject to Johanson Technology, Inc. terms and conditions.

2021 Johanson Technology, Inc. All Rights Reserved

Mounting Considerations 2: Small Clearance or "Thin edge" Applications*

Frequency (GHz)	Peak Gain (dBi)	Average Gain (dBi)	Radiated Efficiency (%)
2.45	0.3 (XZ-plane)	-3.6 (XZ-plane)	66

Solder Resist

Land

Units in mm

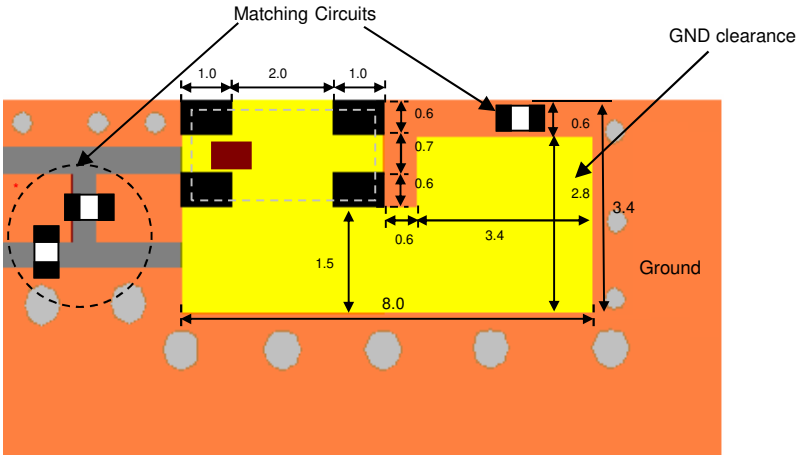

*Evaluation board not available

Want the layout file of this example? Send us a message at:
https://www.johansontechnology.com/ask-a-question

Mounting Considerations 3: "Thind edge" application on circular PCB

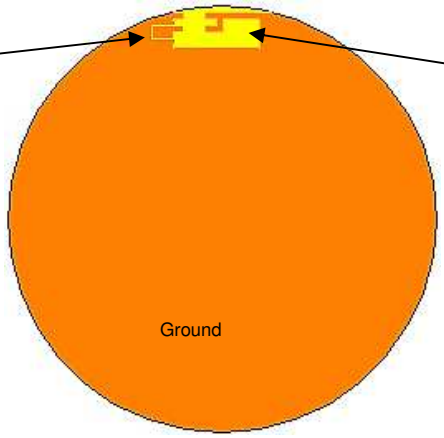

*Evaluation board not available

Want the layout file of this example? Send us a message at:
https://www.johansontechnology.com/ask-a-question

Johanson Technology, Inc. reserves the right to make design changes without notice.
All sales are subject to Johanson Technology, Inc. terms and conditions.

2021 Johanson Technology, Inc. All Rights Reserved

Mounting Considerations 4: Fed from Right Side*

(Feeding the antenna from the right will have no impact on antenna performance)

Solder Resist

Land

Units in mm

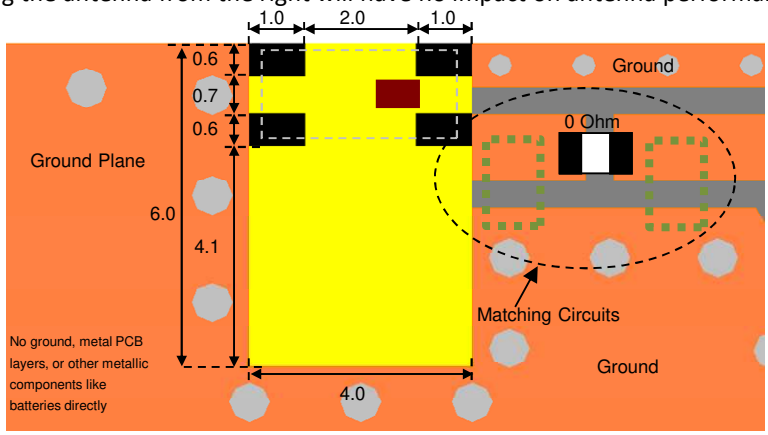

*Evaluation board not available

Would you like the layout file of the above? Have antenna tuning issues?
Please contact us if you have any questions regarding the implementation of this antenna in your PCB's layout. We'll be happy to guide you to maximize the antenna's performance.
Contact our applications engineers at:
https://www.johansontechnology.com/ask-a-question

Johanson Technology, Inc. reserves the right to make design changes without notice.
All sales are subject to Johanson Technology, Inc. terms and conditions.

2021 Johanson Technology, Inc. All Rights Reserved

Antenna tuning, optimization, and validation services:
https://www.johansontechnology.com/ipc-antenna-services

For more antennas and to download measured S-parameters, go to:
https://www.johansontechnology.com/antennas

Soldering Information
https://www.johansontechnology.com/ipcsoldering-profile

MSL Info
https://www.johansontechnology.com/msl-rating

Packaging Information
https://www.johansontechnology.com/tape-reel-packaging

For layout review contact our applications team at:
https://www.johansontechnology.com/ask-a-question

RoHS Compliance
https://www.johansontechnology.com/rohs-compliance

Recommended Storage Condition and Max Shelf Life
https://www.johansontechnology.com/recommended-storage-conditions

Johanson Technology, Inc. reserves the right to make design changes without notice.
All sales are subject to Johanson Technology, Inc. terms and conditions.

https://www.johansontechnology.com

4001 Calle Tecate • Camarillo, CA 93012 • TEL 805.389.1166 FAX 805.389.1821

2021 Johanson Technology, Inc. All Rights Reserved