WIRELESS & LIMITLESS

EN

Product Introduction

Fantasy wireless charger is an intelligent product, with simple design and compatible with any mobile phones with Qi standard. Mobile phone is without plug when charging, which is more convenient and efficient. It can bring you with limitless life experience as well as safe and free experience with wireless charging function.

Product Outline

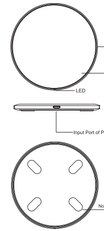

Universal Compatible
Supports all enabled wireless charging devices such as iPhone X, Xs, XR, Xs Max, 8,8Plus, Samsung Galaxy Note9, Note8, S10, S10 +, S9, S9 +, S8, S8 + / S8 Plus, S7, S7 Edge, S6, S6 Edge and other enabled devices

7.5W Fast Charge Mode for iPhone Series
Requires QC 2.0/3.0 adapter(5V=2A,9V=2A,) * adapter not included

10W Fast Charge Mode for Samsung Series
Requires QC 2.0/3.0 adapter(5V=2A,9V=2A) *adapter not included

Instructions

1. Insert one end of USB charging cable into powe r adaptor, or computer, shown as below.

2. Insert another end of USB charging cable into USB port of the wireless charger. The LED indicator lights up to indicate well connectivity.



3. Place your phone on the wireless charger. Make sure that the phone is well located at the charging area of wireless charger. When the phone is being charged, the LED indicator will light up automatically to show charging status.

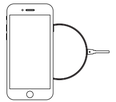

Standard Accessories

Fantasy Wireless Charger
USB Cable
User Manual

Product Specification

Input: 5V⎓2A , 9V⎓2A
Charging Distance: ≤8mm
Charging Efficiency: ≥76%
Size:Ø100mm*6.4mm

Attention:

1. Please keep the charger away from water or other liquid.
2. If you need to clean the charger, please make sure it is not connected power supply.
3. Using Environment temperature remains 0 -45℃.

WIRELESS & LIMITLESS

ワイヤレス&無限

JP

商品紹介

Fantasyワイヤレスチャージャーはインテリジェントな製品で、シンプルなデザインで、Qi規格の携帯電話と互換性があります。より便利で効率的な充電です。ご使用中、無線型の生活経験だけでなく、ワイヤレス充電機能で安全で無料の経験をもたらすことができます。

商品仕様

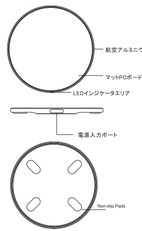

2.ワイヤレス充電器のマイクロUSBポートにUSB充電ケーブルの1つ一方の端を差し込みます。LEDインジケータが点灯し、接続状態が良好であることを示します。



3.スマホをワイヤレス充電器に接続します。スマホが充電エリアで適切に配置されていることを確認します。充電されると、LEDインジケータが自動的に点灯して充電状況を表示します。

対応機種

iPhone X、Xs、iPhoneのすべての有効なワイヤレス充電デバイスをサポートします。Xs Max、8、8Plus、サムスンギャラクシーノート9、ノート8、S10、S10 +、S9、S9 +、S8、S8 + / S8 Plus、S7、S7 Edge、S6、S6 Edgeおよびその他の有効なデバイス

iPhoneシリーズ用の7.5W高速充電モード
QC 2.0/3.0アダプター（5V=2A、9V=2A）が必要*アダプターは含まれていません。

Samsungシリーズ用の10W高速充電モード
QC 2.0/3.0アダプター（5V=2A、9V=2A）が必要*アダプターは含まれていません。

使用紹介

1.USB充電ケーブルの一端を電源アダプタまたはコンピュータに接続します（下図参照）。

付属品

ワイヤレス充電器
USBケーブル
取扱説明書

仕様

入　　力: 5V⎓2A、9V⎓2A
充電範囲: ≤8mm
充電効率: ≥76%
サ イ ズ: ø100mm*6.4mm

ご注意

1. 充電器は水や不の他の液体の近くに置かないでください。
2.充電器を清掃する必要がある場合は、電源が接続されていないことを確認してください。
3.使用環境温度は0-45℃のままです。

ワイヤレス&無限

Wireless & unendlich

DE

Produkteinführung

Das Fantasy Wireless Charger ist ein intelligentes Produkt, Mit einem einfachen Design ist es kompatibel mit Qi-Standard-Mobiltelefonen. Es ist ein bequemer und effizienter Ladegerät. Im Gebrauch, unbegrenzte Lebenserfahrung Sie haben nicht nur eine kabellose Ladefunktion und eine sichere und kostenlose Erfahrungsich kann es tun.

Produktspezifikation

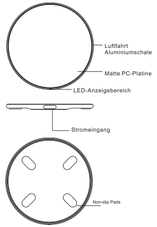

Universell kompatibel
Unterstützt alle aktivierten kabellosen Ladegeräte wie iPhone X, Xs, XR, Xs Max, 8,8Plus, Samsung Galaxy Note9, Note8, S10, S10 +, S9, S9 +, S8, S8 + / S8 Plus, S7, S7 Edge, S6, S6 Edge und andere aktivierte Geräte

7.5 W Schnelllademodus für die iPhone-Serie
Benötigt QC 2.0 / 3.0 Adapter (5V=2A, 9V= A) * Adapter nicht enthalten

10 W Schnelllademodus für die Samsung-Serie
Benötigt QC 2.0 / 3.0 Adapter (5V=2A, 9V=2A) * Adapter nicht enthalten

Verwenden

1. Verbinden Sie ein Ende des USB-Ladekabels mit dem Netzteil oder Computer(Stellen Sie eine Verbindung zum Computer her (siehe Abbildung unten)...

2. USB-Ladevorgang an den USB-Anschluss des kabellosen LadegerätsStecken Sie das andere Ende des Kabels ein. LED indi Die Anzeige leuchtet und zeigt an, dass der Verbindungsstatus gut ist.

3. Schließen Sie das Smartphone an das kabellose Ladegerät an. Das Smartphone lädt auf Stellen Sie sicher, dass es in dem Bereich richtig positioniert ist. Aufladen Wenn es eingeschaltet ist, leuchtet die LED-Anzeige automatisch und es ist geladen Status anzeigen

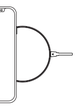

Zubehör

Kabelloses Ladegerät
USB-Kabel
Bedienungsanleitung

Spezifikation

Eingang: 5V⎓2A , 9V⎓2A
Ladebereich: ≤ 8 mm
Ladeeffizienz: ≥ 76%
Größe: ø100mm*6,4mm

Achtung

1. Stellen Sie das Ladegerät nicht in der Nähe von Wasser oder anderen Flüssigkeiten auf.
2. Wenn Sie das Ladegerät reinigen müssen, schließen Sie das Netzteil an Bitte bestätigen Sie, dass es nicht gemacht wird.
3. Die Betriebsumgebungstemperatur bleibt 0 - 45 ° C.

Wireless & unendlich

Sans fil et infini

FR

lancer

Le chargeur sans fil Fantasy est un produit intelligent, Avec un design simple, il est compatible avec Téléphones mobiles Qi-standard. Il est pratique et efficace Chargeur. En cours d'utilisation, expérience de vie illimitée Non seulement vous avez une fonction de charge sans fil et un expérience sûre et libre je peux le faire.

Spécification du produit

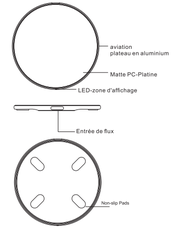

Universal Compatible
Prend en charge tous les dispositifs de charge sans fil activés tels que iPhone X, Xs, XR, Xs Max, 8,8Plus, Samsung Galaxy Note9, Note8, S10, S10 +, S9, S9 +, S8, S8 + / S8 Plus, S7, S7 Edge, S6, S6 Edge et autres appareils activés

Mode de charge rapide de 7,5 W pour la série iPhone
Nécessite un adaptateur QC 2.0 / 3.0 (5V=2A, 9V=2A,) * adaptateur non inclus

Mode de charge rapide 10 W pour la série Samsung
Nécessite un adaptateur QC 2.0 / 3.0 (5V=2A, 9V=2A,) * adaptateur non inclus

Utilisation

1. Connectez une extrémité du câble de chargement USB au Adaptateur secteur ou ordinateur Connectez-vous au Ordinateur (voir photo ci-dessous)...

2. Chargement USB sur le port USB du Chargeur sans filPlug l'autre extrémité du câble. LED indi L'indicateur est allumé et indique que l'état de la connexion est bon.

3. Connectez le smartphone à la connexion sans fil Chargeur allumé. Le smartphone est en charge assurez-vous qu'il est correctement positionné dans la zone. Charge Quand il est allumé, le voyant s'allume.LED indicateur automatiquement et il est chargé Afficher le statut

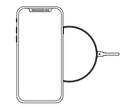

Accessoires

Chargeur sans fil
Câble USB
Uode d'emploi

Spécification

Entrée: 5V⎓2A , 9V⎓2A
Plage de chargement: ≤ 8 mm
Efficacité de charge: ≥ 76%
Taille: ø100mm*6,4mm

Attention

1. Ne placez pas le chargeur à proximité Eau ou autres liquides.
2. Si vous devez nettoyer le chargeur, fermez-le S'il vous plaît confirmer l'alimentation pas fait.
3. La température ambiante de fonctionnement reste 0 - 45 ° C.

Sans fil et infini

Wireless e infinito

IT

Varo

Il caricabatterie wireless Fantasy è un prodotto intelligente, Con un disegno semplice, è compatibile con Telefoni cellulari standard Qi. è comodo ed efficace Charger. In uso, esperienza di vita illimitata Non solo hai una funzione di ricarica wireless e posso vivere un'esperienza sicura e libera.

Specifiche del prodotto

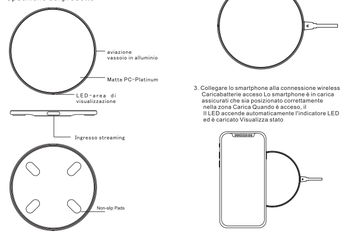

Compatibile universale
Supporta tutti i dispositivi di ricarica wireless abilitati come iPhone X, Xs, XR, Xs Max, 8,8Plus, Samsung Galaxy Note9, Note8, S10, S10 +, S9, S9 +, S8, S8 + / S8 Plus, S7, S7 Edge, S6, S6 Edge e altri dispositivi abilitati

7.5W Modalità di carica rapida per la serie di iPhone
Richiede adattatore QC 2.0 / 3.0 (5V=2A, 9V=2A,) * adattatore non incluso

Modalità di carica rapida da 10 W per la serie Samsung
Richiede adattatore QC 2.0 / 3.0 (5V=2A, 9V=2A,) * adattatore non incluso

Uso

1. Collegare un'estremità del cavo di ricarica USB a Adattatore CA o computer Connetti a Computer (vedi foto sotto)

2. Ricarica USB sulla porta USB di Caricabatterie wireless Collegare l'altra estremità Cable. LED Indi L'indicatore è acceso e indica che lo stato della connessione è buono.

3. Collegare lo smartphone alla connessione wireless Caricabatterie acceso Lo smartphone è in carica assicurati che sia posizionato correttamente nella zona Carica Quando è acceso, il Il LED accende automaticamente l'indicatore LED ed è caricato Visualizza stato

Accessori

Caricabatterie wireless
Cavo USB
U di utilizzo

Specificazione

Entrata: 5V⎓2A , 9V⎓2A
Campo di carico: ≤ 8 mm
Efficienza di carica: ≥76%
Dimensioni: ø100mm*6,4mm

Attenzione

1. Non posizionare il caricabatterie vicino Acqua o altri liquidi
2. Se è necessario pulire il caricabatterie, chiuderlo Si prega di confermare l'alimentazione non fatto
3. La temperatura ambiente di funzionamento rimane 0 - 45 ° C.

Wireless e infinito

Inalámbrico e infinito

ES

lanzamiento

El cargador inalámbrico Fantasy es un producto inteligente, Con un diseño simple, es compatible con Teléfonos móviles Qi estándar. Es conveniente y eficaz Cargador. En uso, experiencia de vida ilimitada No solo tiene una función de carga inalámbrica y una experiencia segura y gratuita que puedo hacer.

Especificación del producto

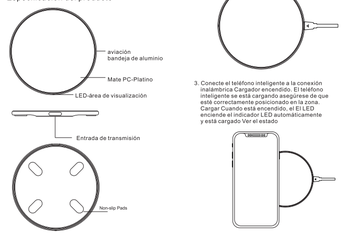

Universal compatible
Es compatible con todos los dispositivos de carga inalámbrica habilitados, como iPhone X, Xs, XR, Xs Max, 8,8Plus, Samsung Galaxy Note9, Note8, S10, S10 +, S9, S9 +, S8, S8 + / S8 Plus, S7, S7 Edge, S6, S6 Edge y otros dispositivos habilitados

Modo de carga rápida de 7.5 vatios para la serie iPhone
Requiere adaptador QC 2.0 / 3.0 (5V=2A, 9V=2A,) * adaptador no incluido

Modo de carga rápida de 10 vatios para la serie Samsung
Requiere adaptador QC 2.0 / 3.0 (5V=2A, 9V=2A,) * adaptador no incluido

Uso

1. Conecte un extremo del cable de carga USB a Adaptador de CA o computadora Conéctese a Computadora (ver foto abajo)

2. Carga USB en el puerto USB de Cargador inalámbrico Conecte el otro extremo cable. Indi LED El indicador está encendido y indica que el estado de la conexión es bueno.

3. Conecte el teléfono inteligente a la conexión inalámbrica Cargador encendido. El teléfono inteligente se está cargando asegúrese de que está correctamente posicionado en la zona. Cargar Cuando está encendido, el El LED enciende el indicador LED automáticamente y está cargado Ver el estado

Accesorios

Cargador inalámbrico
Cable USB
Ude uso

Especificación

Entrada: 5V⎓2A , 9V⎓2A
Rango de carga: ≤ 8 mm
Eficiencia de carga: ≥ 76%
Tamaño: ø100mm*6,4mm

Atención

1. No coloque el cargador cerca Agua u otros líquidos
2. Si necesita limpiar el cargador, ciérrelo Por favor confirme el suministro de energía no hecho.
3. La temperatura de funcionamiento ambiente permanecen 0 - 45 ° C.

Inalámbrico e infinito

NOTE: This equipment has been tested and found to comply with the limits for a Class B digital device, pursuant to part 15 of the FCC Rules. These limits aredesigned to provide reasonable protection against harmful interference in a residential installation. This equipment generates uses and can radiate radio frequency energy and, if not installed and used in accordance with the instructions, may cause harmful interference to radio communications. However, there is no guarantee that interference will not occur in a particular installation. If this equipment does cause harmful interference to radio or television reception, whichcan be determined by turning the equipment off and on, the user is encouraged totry to correct the interference by one or more of the following measures:

- Reorient or relocate the receiving antenna.
- Increase the separation between the equipment and receiver.
-Connect the equipment into an outlet on a circuit different from that to which the receiver is connected.
-Consult the dealer or an experienced radio/TV technician for help

Changes or modifications not expressly approved by the party responsible for complianecould void the user's authority to operate the equipment.
This device complies with Part 15 of the FCC Rules. Operation is subject to the following two conditions:
(1) this device may not cause harmful interference, and
(2) this device must accept any interference received, including interference that may cause undesired operation.

RF Exposure Warning Statements:
This equipment complies with FCC radiation exposure limits set forth for an uncontrolled environment. This equipment shall be installed and operated with minimum distance 20cm between the radiator & body.