EIRP PSD;Band:6.7G;be80;BWch:80MHz;Nss:1,(M0);Nant:4;Ch:6625MHz;TX

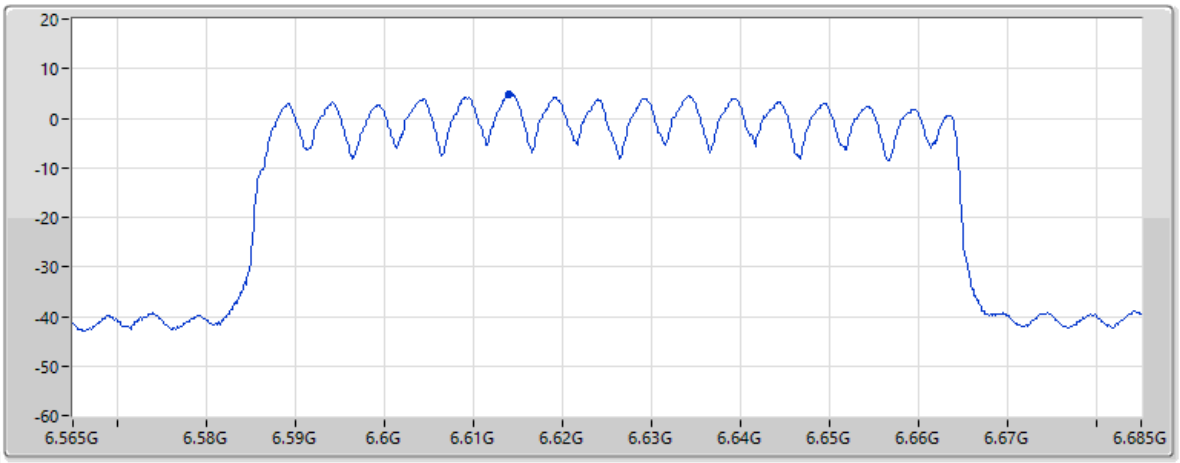

CF Freq	6.625GHz
Span	120MHz
RBW	1MHz
VBW	3MHz
Sweep Time	20ms
Detector Type	RMS
CP BW	80MHz

Page 7

EIRP PSD (dBm)
4.89

EIRP=Pr+Lp [Lp Free Space Path Loss]
Pr=Pmeas-Gr+Lc-Gamp

Pmeas	Gr (dBi)	Lc (dB)	Gamp (dB)	Lp (dB)
-6.84	10.83	6.84	42.73	58.45

EIRP PSD;Band:6.7G;be80;BWch:80MHz;Nss:1,(M0);Nant:4;Ch:6705MHz;TX

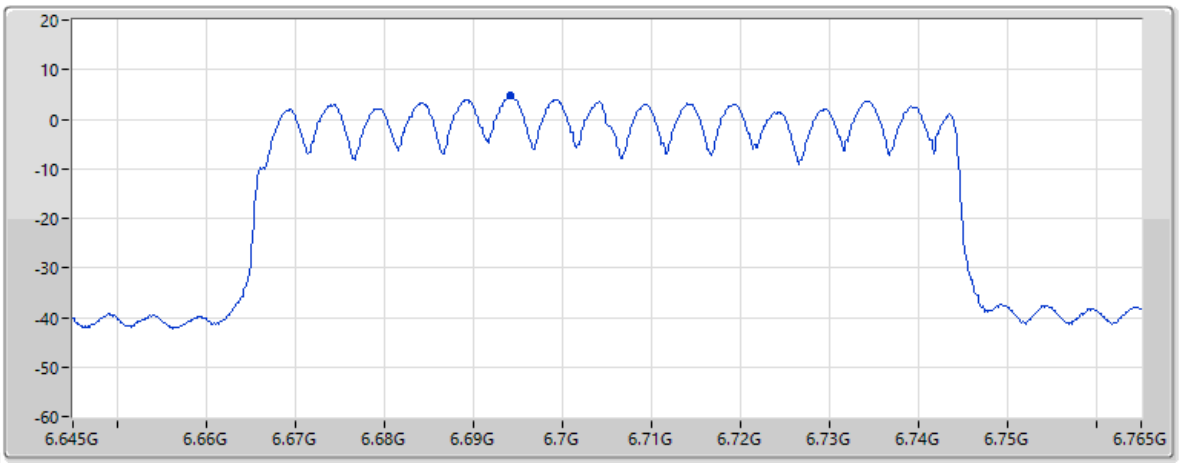

CF Freq	6.705GHz
Span	120MHz
RBW	1MHz
VBW	3MHz
Sweep Time	20ms
Detector Type	RMS
CP BW	80MHz

Page 7

EIRP PSD (dBm)
4.82

EIRP=Pr+Lp [Lp Free Space Path Loss]
Pr=Pmeas-Gr+Lc-Gamp

Pmeas	Gr (dBi)	Lc (dB)	Gamp (dB)	Lp (dB)
-7.13	10.81	6.85	42.65	58.56

EIRP PSD;Band:6.7G;be80;BWch:80MHz;Nss:1,(M0);Nant:4;Ch:6785MHz;TX

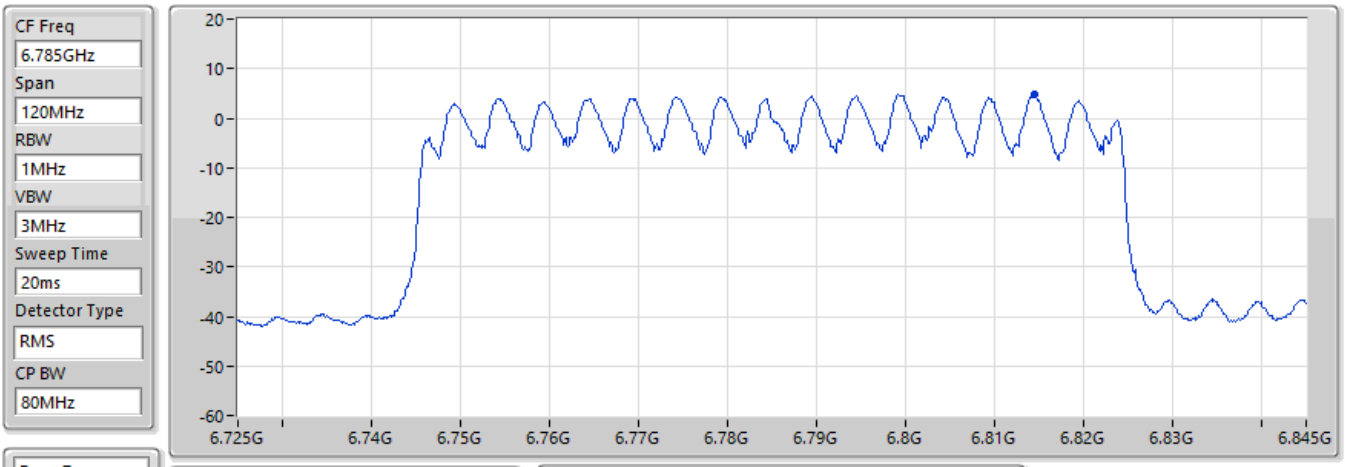

EIRP PSD (dBm)
4.78

EIRP=Pr+Lp [Lp Free Space Path Loss]
Pr=Pmeas-Gr+Lc-Gamp

Pmeas	Gr (dBi)	Lc (dB)	Gamp (dB)	Lp (dB)
-7.59	10.70	6.87	42.51	58.71

EIRP PSD;Band:6.7G;be80;BWch:80MHz;Nss:1,(M0);Nant:4;Ch:6865MHz;TX

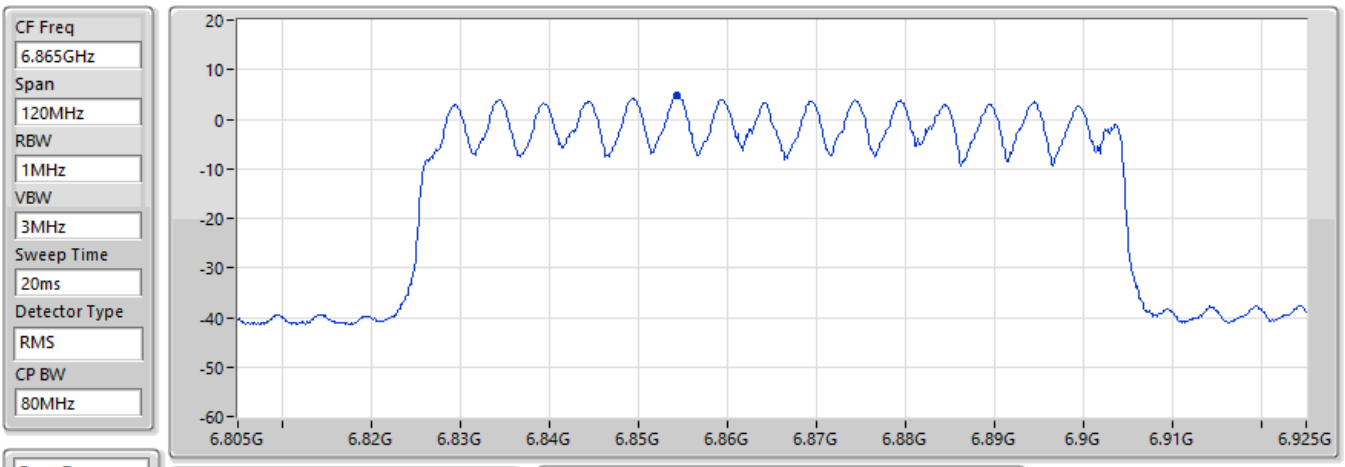

EIRP PSD (dBm)
4.81

EIRP=Pr+Lp [Lp Free Space Path Loss]
Pr=Pmeas-Gr+Lc-Gamp

Pmeas	Gr (dBi)	Lc (dB)	Gamp (dB)	Lp (dB)
-7.67	10.71	6.90	42.47	58.76

EIRP PSD;Band:7.0G;be80;BWch:80MHz;Nss:1,(M0);Nant:4;Ch:6945MHz;TX

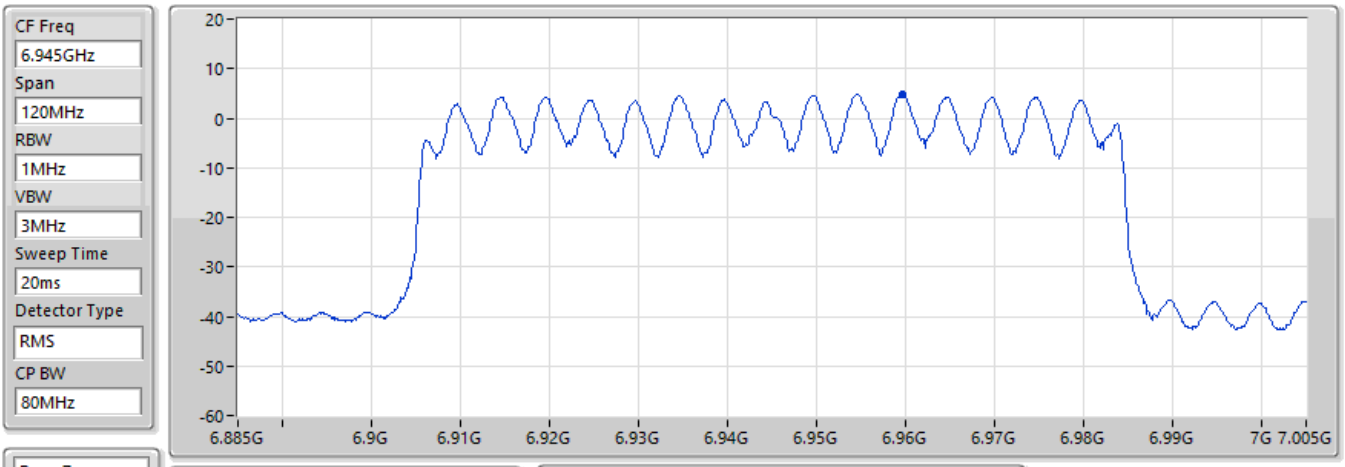

EIRP PSD (dBm)
4.88

EIRP=Pr+Lp [Lp Free Space Path Loss]
Pr=Pmeas-Gr+Lc-Gamp

Pmeas	Gr (dBi)	Lc (dB)	Gamp (dB)	Lp (dB)
-8.01	10.62	6.97	42.35	58.89

EIRP PSD;Band:7.0G;be80;BWch:80MHz;Nss:1,(M0);Nant:4;Ch:7025MHz;TX

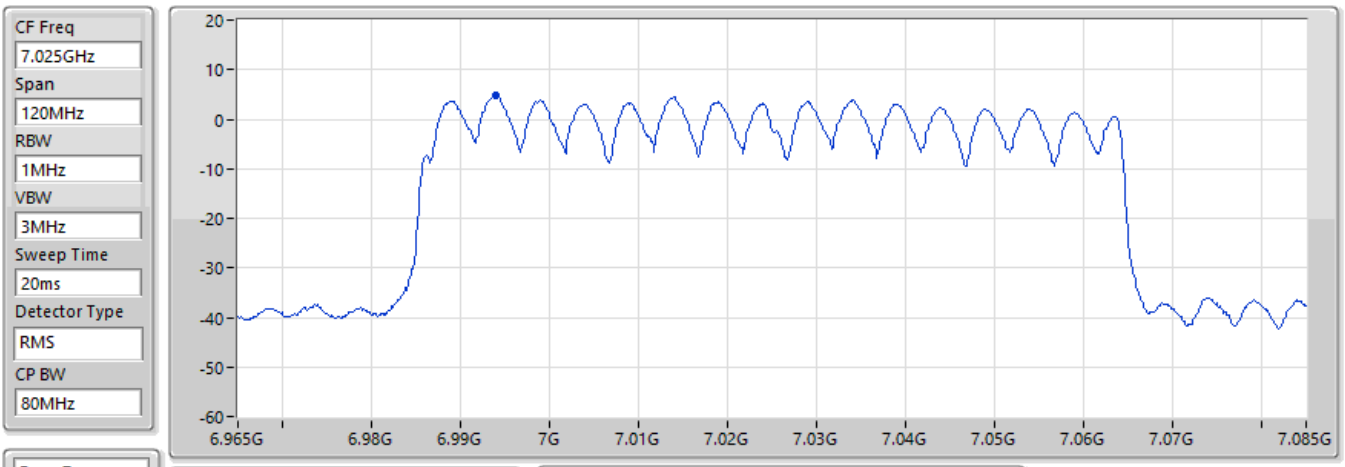

EIRP PSD (dBm)
4.86

EIRP=Pr+Lp [Lp Free Space Path Loss]
Pr=Pmeas-Gr+Lc-Gamp

Pmeas	Gr (dBi)	Lc (dB)	Gamp (dB)	Lp (dB)
-8.07	10.69	7.00	42.32	58.94

EIRP PSD;Band:6.2G;be160;BWch:160MHz;Nss:1,(M0);Nant:4;Ch:6025MHz;TX

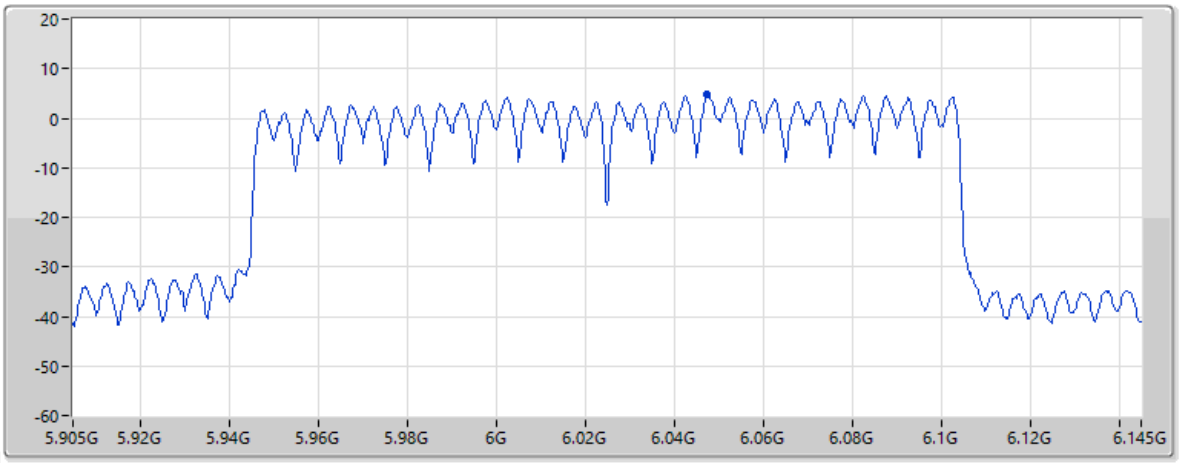

CF Freq	6.025GHz
Span	240MHz
RBW	1MHz
VBW	3MHz
Sweep Time	20ms
Detector Type	RMS
CP BW	160MHz

Page 7

EIRP PSD (dBm)
4.87

EIRP=Pr+Lp [Lp Free Space Path Loss]
Pr=Pmeas-Gr+Lc-Gamp

Pmeas	Gr (dBi)	Lc (dB)	Gamp (dB)	Lp (dB)
-5.32	10.90	6.43	43.01	57.67

EIRP PSD;Band:6.2G;be160;BWch:160MHz;Nss:1,(M0);Nant:4;Ch:6185MHz;TX

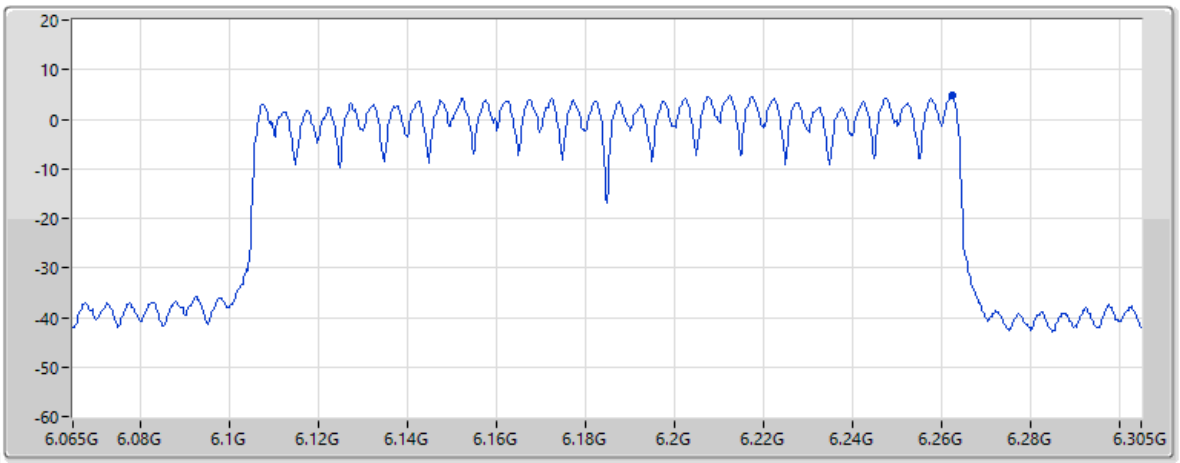

CF Freq	6.185GHz
Span	240MHz
RBW	1MHz
VBW	3MHz
Sweep Time	20ms
Detector Type	RMS
CP BW	160MHz

Page 7

EIRP PSD (dBm)
4.81

EIRP=Pr+Lp [Lp Free Space Path Loss]
Pr=Pmeas-Gr+Lc-Gamp

Pmeas	Gr (dBi)	Lc (dB)	Gamp (dB)	Lp (dB)
-5.90	10.95	6.62	42.94	57.98

EIRP PSD;Band:6.2G;be160;BWch:160MHz;Nss:1,(M0);Nant:4;Ch:6345MHz;TX

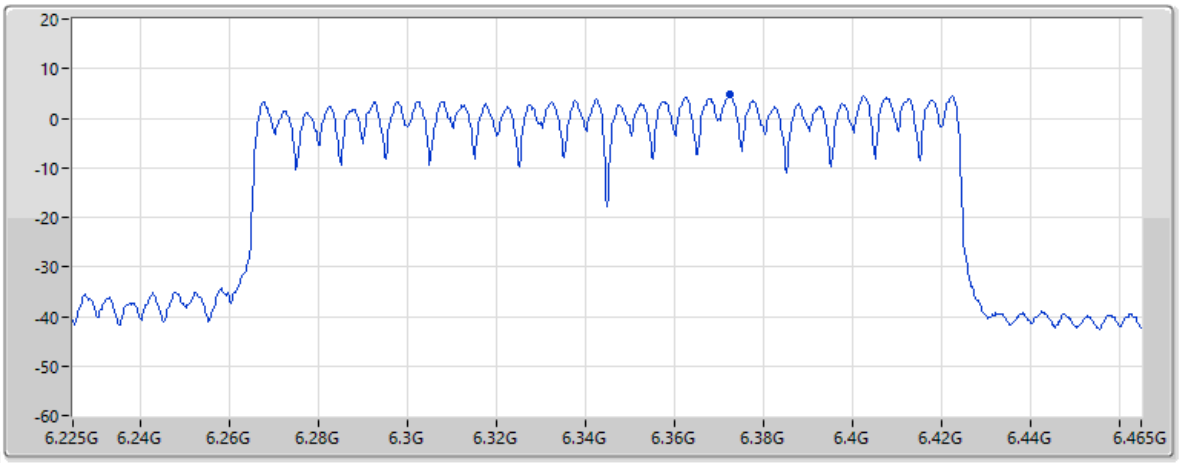

CF Freq	6.345GHz
Span	240MHz
RBW	1MHz
VBW	3MHz
Sweep Time	20ms
Detector Type	RMS
CP BW	160MHz

Page 7

EIRP PSD (dBm)
4.87

EIRP=Pr+Lp [Lp Free Space Path Loss]
Pr=Pmeas-Gr+Lc-Gamp

Pmeas	Gr (dBi)	Lc (dB)	Gamp (dB)	Lp (dB)
-5.84	11.15	6.63	42.90	58.13

EIRP PSD;Band:6.4G;be160;BWch:160MHz;Nss:1,(M0);Nant:4;Ch:6505MHz;TX

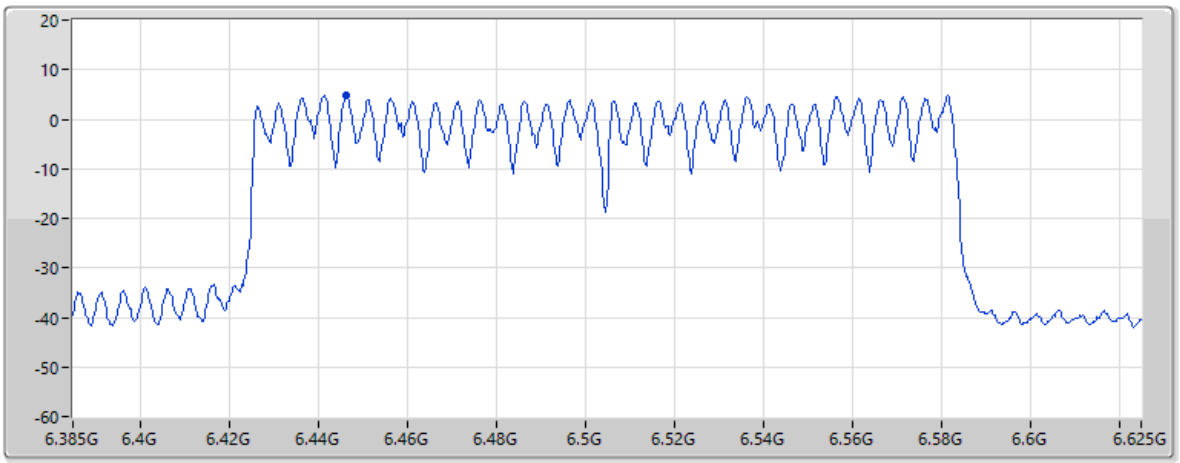

CF Freq	6.505GHz
Span	240MHz
RBW	1MHz
VBW	3MHz
Sweep Time	20ms
Detector Type	RMS
CP BW	160MHz

Page 7

EIRP PSD (dBm)
4.86

EIRP=Pr+Lp [Lp Free Space Path Loss]
Pr=Pmeas-Gr+Lc-Gamp

Pmeas	Gr (dBi)	Lc (dB)	Gamp (dB)	Lp (dB)
-6.07	11.10	6.68	42.88	58.23

EIRP PSD;Band:6.7G;be160;BWch:160MHz;Nss:1,(M0);Nant:4;Ch:6665MHz;TX

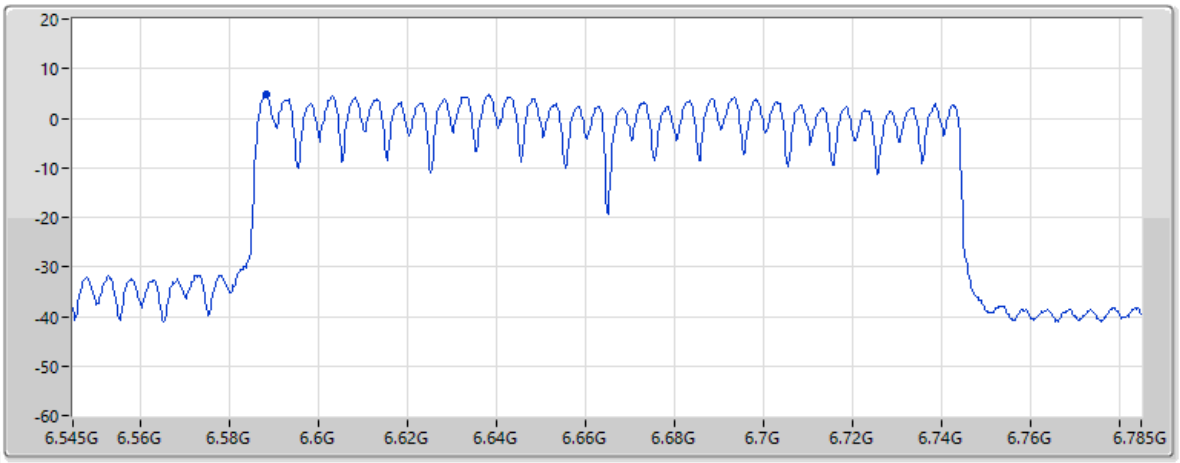

CF Freq	6.665GHz
Span	240MHz
RBW	1MHz
VBW	3MHz
Sweep Time	20ms
Detector Type	RMS
CP BW	160MHz

Page 7

EIRP PSD (dBm)
4.91

EIRP=Pr+Lp [Lp Free Space Path Loss]
Pr=Pmeas-Gr+Lc-Gamp

Pmeas	Gr (dBi)	Lc (dB)	Gamp (dB)	Lp (dB)
-6.73	10.85	6.83	42.76	58.42

EIRP PSD;Band:6.7G;be160;BWch:160MHz;Nss:1,(M0);Nant:4;Ch:6825MHz;TX

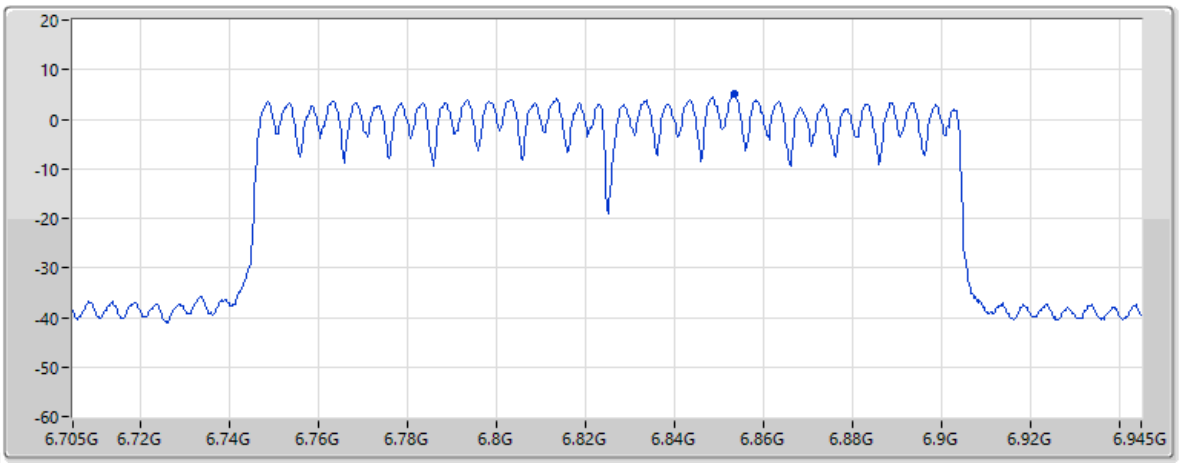

CF Freq	6.825GHz
Span	240MHz
RBW	1MHz
VBW	3MHz
Sweep Time	20ms
Detector Type	RMS
CP BW	160MHz

Page 7

EIRP PSD (dBm)
4.97

EIRP=Pr+Lp [Lp Free Space Path Loss]
Pr=Pmeas-Gr+Lc-Gamp

Pmeas	Gr (dBi)	Lc (dB)	Gamp (dB)	Lp (dB)
-7.51	10.71	6.90	42.47	58.76

EIRP PSD;Band:7.0G;be160;BWch:160MHz;Nss:1,(M0);Nant:4;Ch:6985MHz;TX

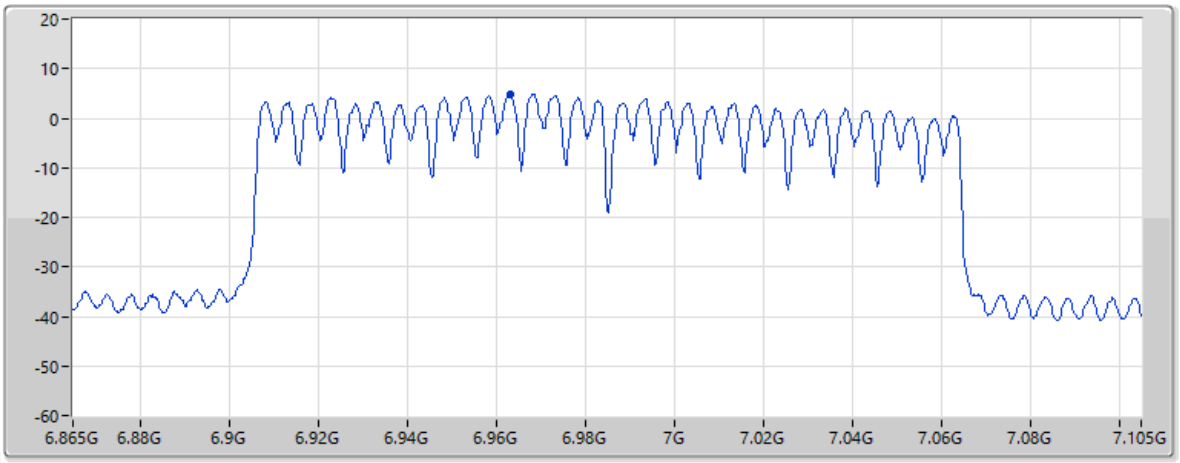

EIRP PSD (dBm)
4.92

EIRP=Pr+Lp [Lp Free Space Path Loss]
Pr=Pmeas-Gr+Lc-Gamp

Pmeas	Gr (dBi)	Lc (dB)	Gamp (dB)	Lp (dB)
-7.97	10.63	6.97	42.35	58.90

EIRP PSD;Band:6.2G;be320;BWch:320MHz;Nss:1,(M0);Nant:4;Ch:6105MHz;TX

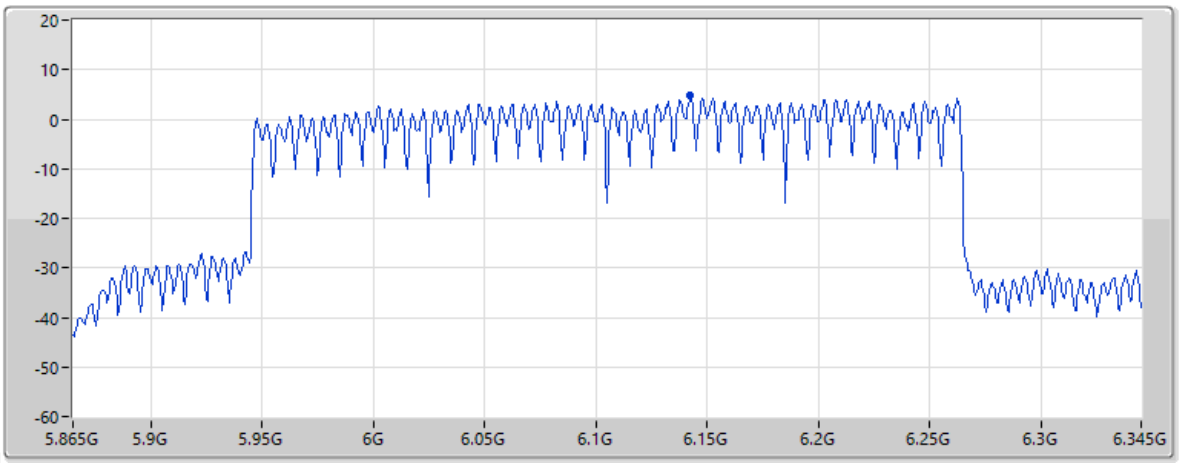

EIRP PSD (dBm)
4.67

EIRP=Pr+Lp [Lp Free Space Path Loss]
Pr=Pmeas-Gr+Lc-Gamp

Pmeas	Gr (dBi)	Lc (dB)	Gamp (dB)	Lp (dB)
-5.82	10.88	6.54	42.98	57.81

EIRP PSD;Band:6.2G;be320;BWch:320MHz;Nss:1,(M0);Nant:4;Ch:6265MHz;TX

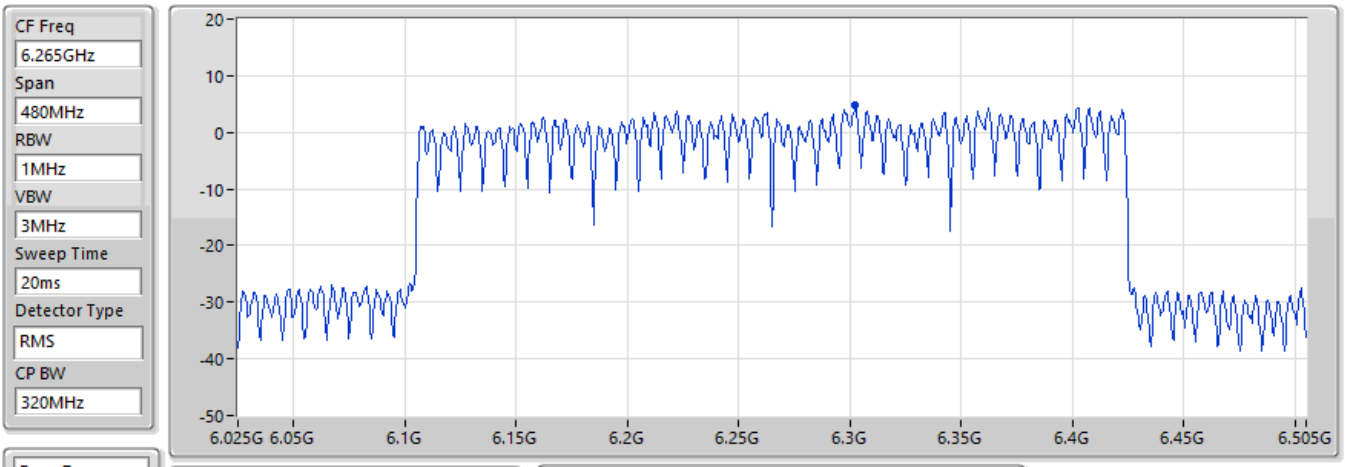

EIRP PSD (dBm)
4.73

EIRP=Pr+Lp [Lp Free Space Path Loss]
Pr=Pmeas-Gr+Lc-Gamp

Pmeas	Gr (dBi)	Lc (dB)	Gamp (dB)	Lp (dB)
-5.89	11.10	6.62	42.93	58.03

EIRP PSD;Band:6.2G;be320;BWch:320MHz;Nss:1,(M0);Nant:4;Ch:6425MHz;TX

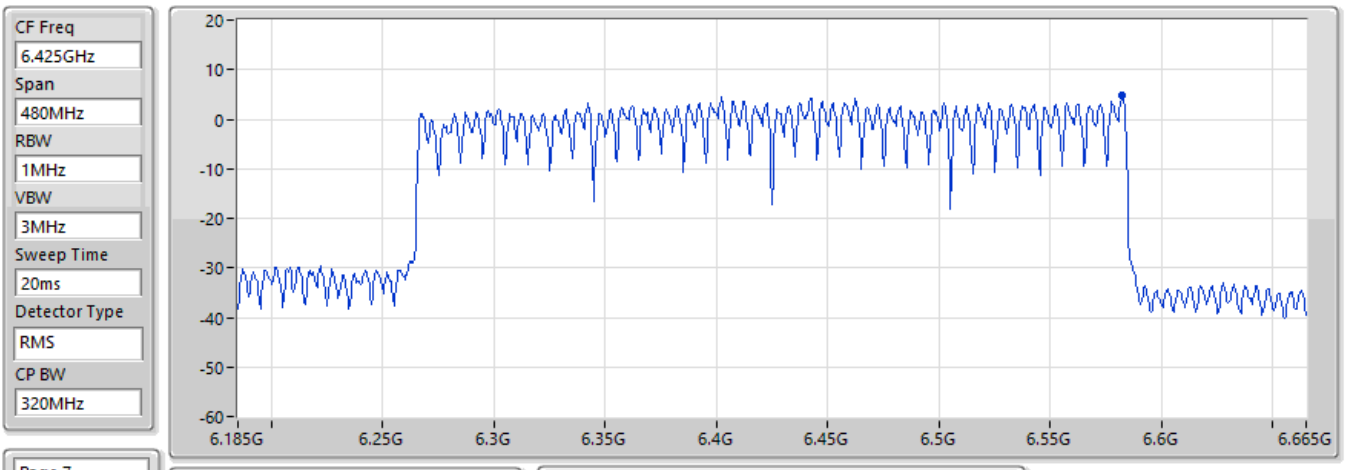

EIRP PSD (dBm)
4.67

EIRP=Pr+Lp [Lp Free Space Path Loss]
Pr=Pmeas-Gr+Lc-Gamp

Pmeas	Gr (dBi)	Lc (dB)	Gamp (dB)	Lp (dB)
-6.92	10.87	6.82	42.77	58.41

EIRP PSD;Band:6.7G;be320;BWch:320MHz;Nss:1,(M0);Nant:4;Ch:6585MHz;TX

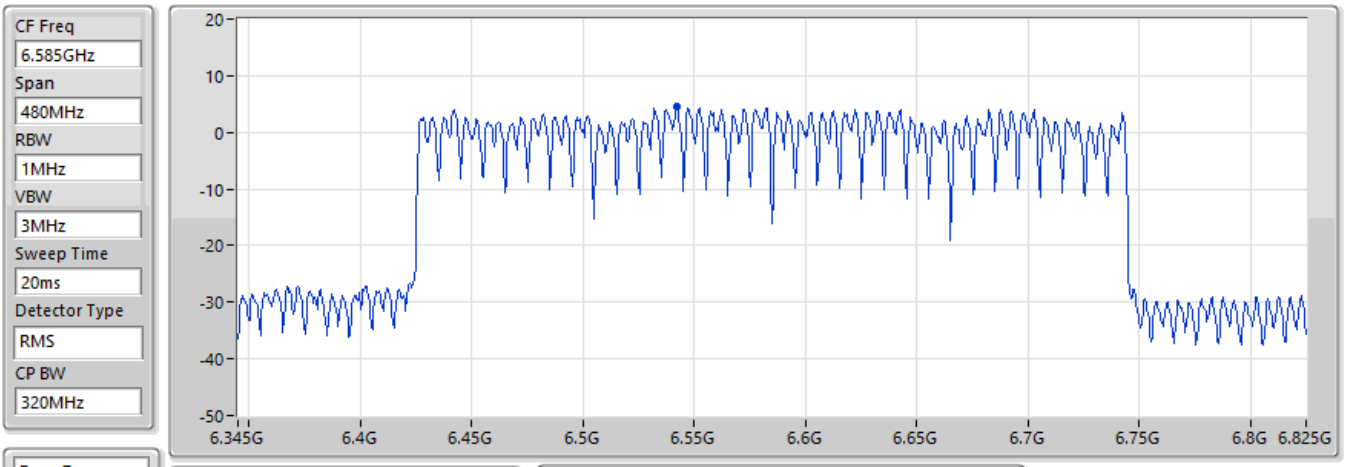

EIRP PSD (dBm)
4.61

EIRP=Pr+Lp [Lp Free Space Path Loss]
Pr=Pmeas-Gr+Lc-Gamp

Pmeas	Gr (dBi)	Lc (dB)	Gamp (dB)	Lp (dB)
-6.69	11.03	6.78	42.81	58.36

EIRP PSD;Band:6.7G;be320;BWch:320MHz;Nss:1,(M0);Nant:4;Ch:6745MHz;TX

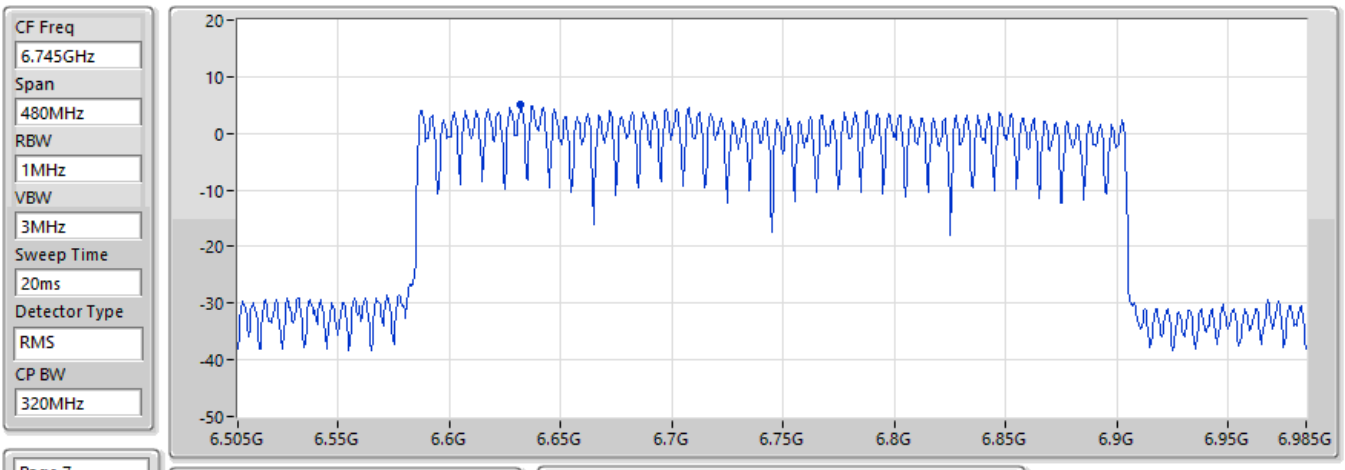

EIRP PSD (dBm)
4.97

EIRP=Pr+Lp [Lp Free Space Path Loss]
Pr=Pmeas-Gr+Lc-Gamp

Pmeas	Gr (dBi)	Lc (dB)	Gamp (dB)	Lp (dB)
-6.78	10.86	6.84	42.71	58.48

EIRP PSD;Band:6.7G;be320;BWch:320MHz;Nss:1,(M0);Nant:4;Ch:6905MHz;TX

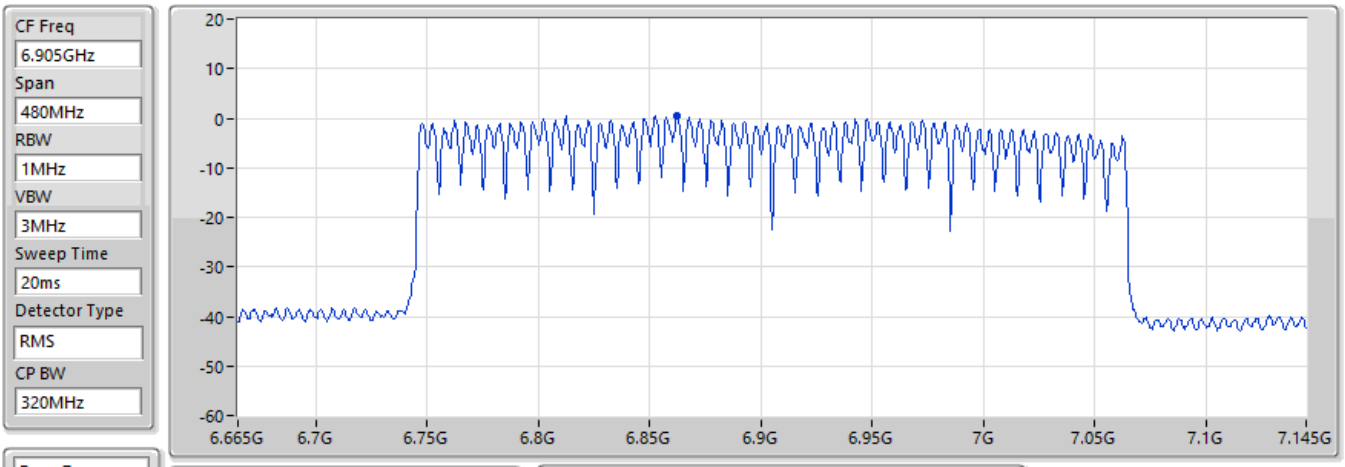

Page 7

EIRP PSD (dBm)
0.49

EIRP=Pr+Lp [Lp Free Space Path Loss]
Pr=Pmeas-Gr+Lc-Gamp

Pmeas	Gr (dBi)	Lc (dB)	Gamp (dB)	Lp (dB)
-12.00	10.72	6.90	42.46	58.77

EIRP PSD;Band:6.2G;be20,BF;BWch:20MHz;Nss:1,(M0);Nant:4;Ch:5955MHz;TX

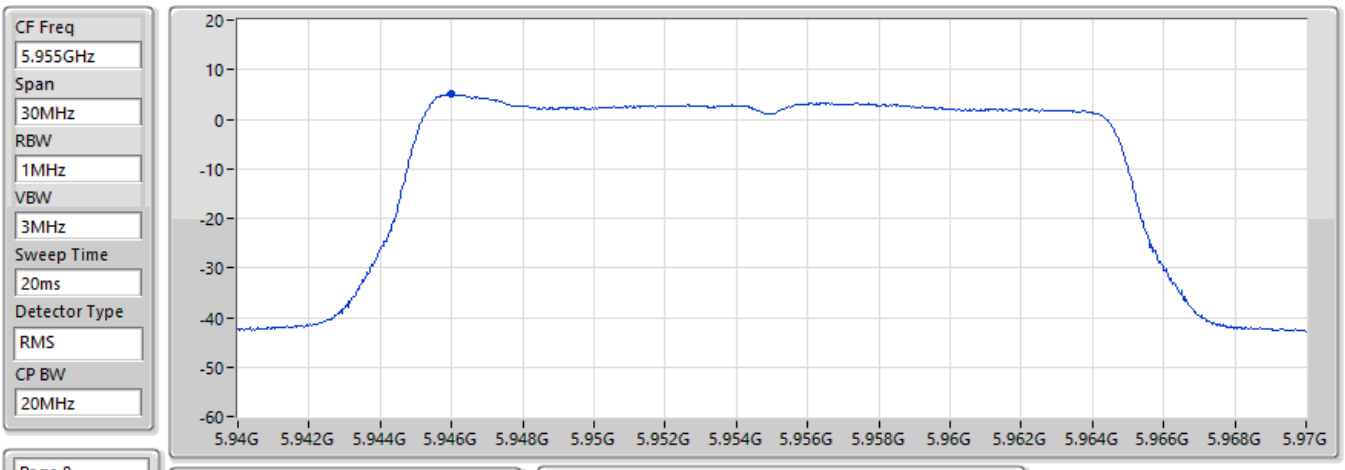

Page 8

EIRP PSD (dBm)
4.97

EIRP=Pr+Lp [Lp Free Space Path Loss]
Pr=Pmeas-Gr+Lc-Gamp

Pmeas	Gr (dBi)	Lc (dB)	Gamp (dB)	Lp (dB)
-5.11	10.72	6.33	43.06	57.53

EIRP PSD;Band:6.2G;be20,BF;BWch:20MHz;Nss:1,(M0);Nant:4;Ch:6195MHz;TX

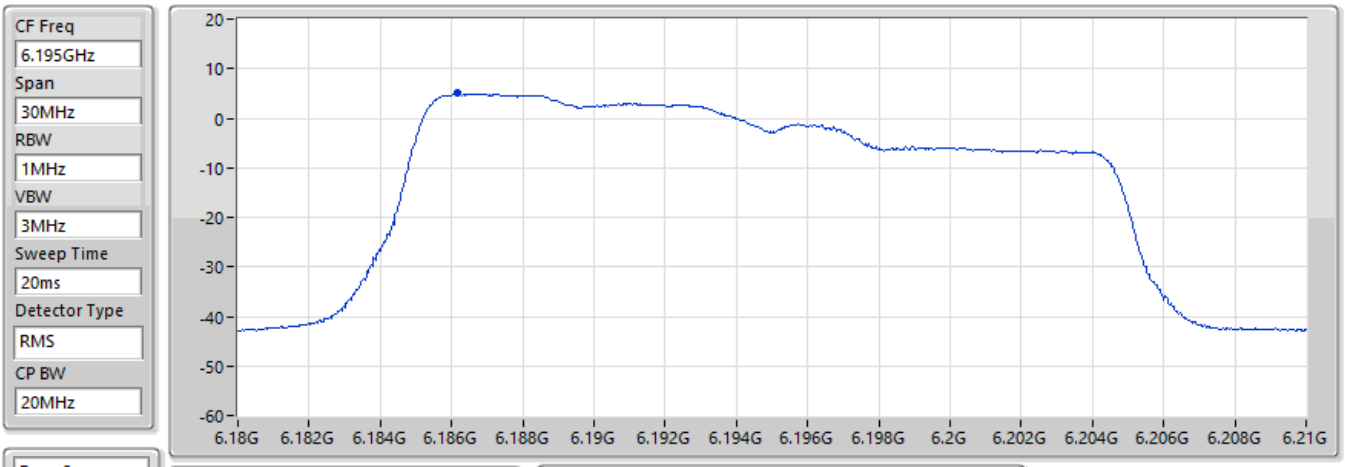

Page 8

EIRP PSD (dBm)
4.97

EIRP=Pr+Lp [Lp Free Space Path Loss]
Pr=Pmeas-Gr+Lc-Gamp

Pmeas	Gr (dBi)	Lc (dB)	Gamp (dB)	Lp (dB)
-5.69	10.83	6.59	42.97	57.87

EIRP PSD;Band:6.2G;be20,BF;BWch:20MHz;Nss:1,(M0);Nant:4;Ch:6415MHz;TX

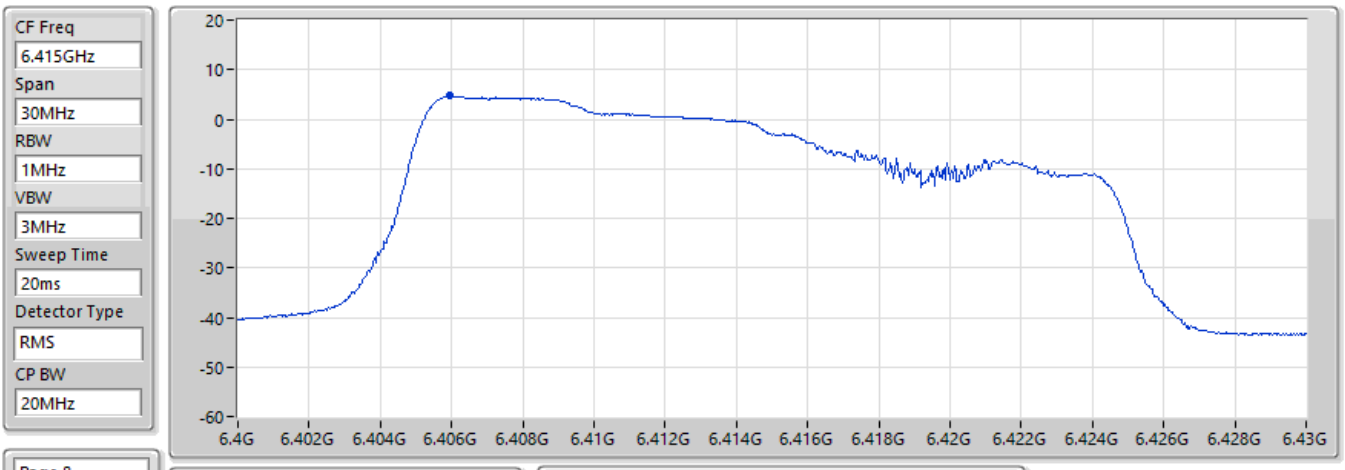

Page 8

EIRP PSD (dBm)
4.71

EIRP=Pr+Lp [Lp Free Space Path Loss]
Pr=Pmeas-Gr+Lc-Gamp

Pmeas	Gr (dBi)	Lc (dB)	Gamp (dB)	Lp (dB)
-6.11	11.10	6.64	42.89	58.17

EIRP PSD;Band:6.4G;be20,BF;BWch:20MHz;Nss:1,(M0);Nant:4;Ch:6435MHz;TX

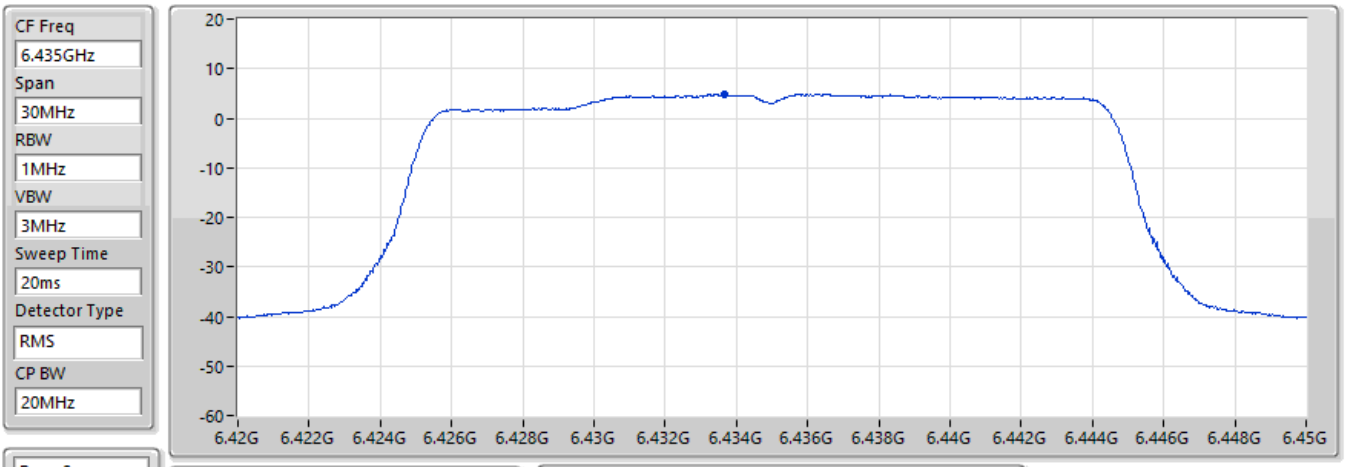

Page 8

EIRP PSD (dBm)
4.77

EIRP=Pr+Lp [Lp Free Space Path Loss]
Pr=Pmeas-Gr+Lc-Gamp

Pmeas	Gr (dBi)	Lc (dB)	Gamp (dB)	Lp (dB)
-6.13	11.10	6.67	42.88	58.21

EIRP PSD;Band:6.4G;be20,BF;BWch:20MHz;Nss:1,(M0);Nant:4;Ch:6475MHz;TX

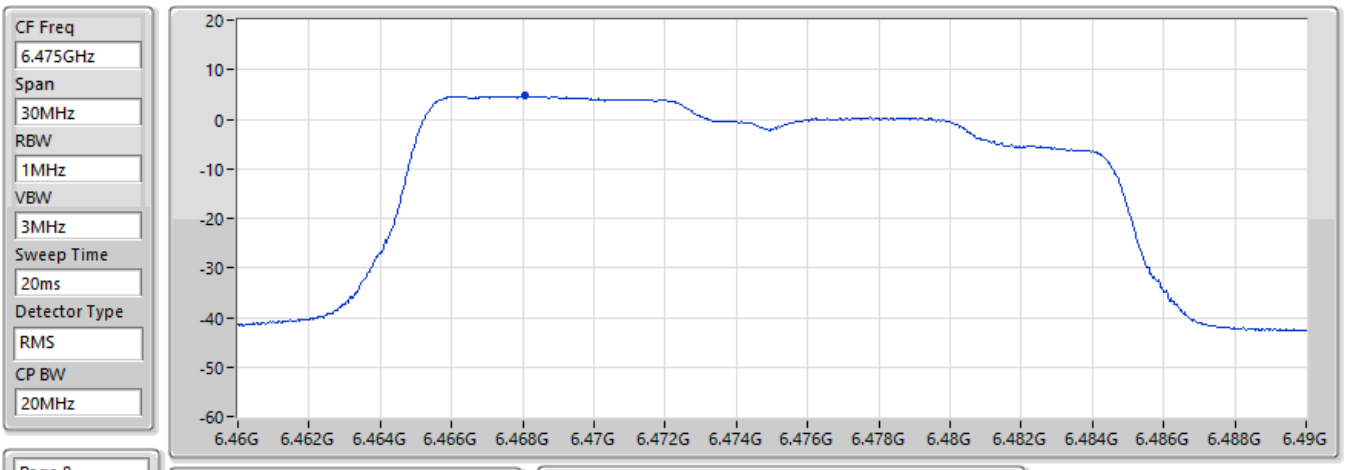

Page 8

EIRP PSD (dBm)
4.7

EIRP=Pr+Lp [Lp Free Space Path Loss]
Pr=Pmeas-Gr+Lc-Gamp

Pmeas	Gr (dBi)	Lc (dB)	Gamp (dB)	Lp (dB)
-6.25	11.14	6.70	42.87	58.26

EIRP PSD;Band:6.4G;be20,BF;BWch:20MHz;Nss:1,(M0);Nant:4;Ch:6515MHz;TX

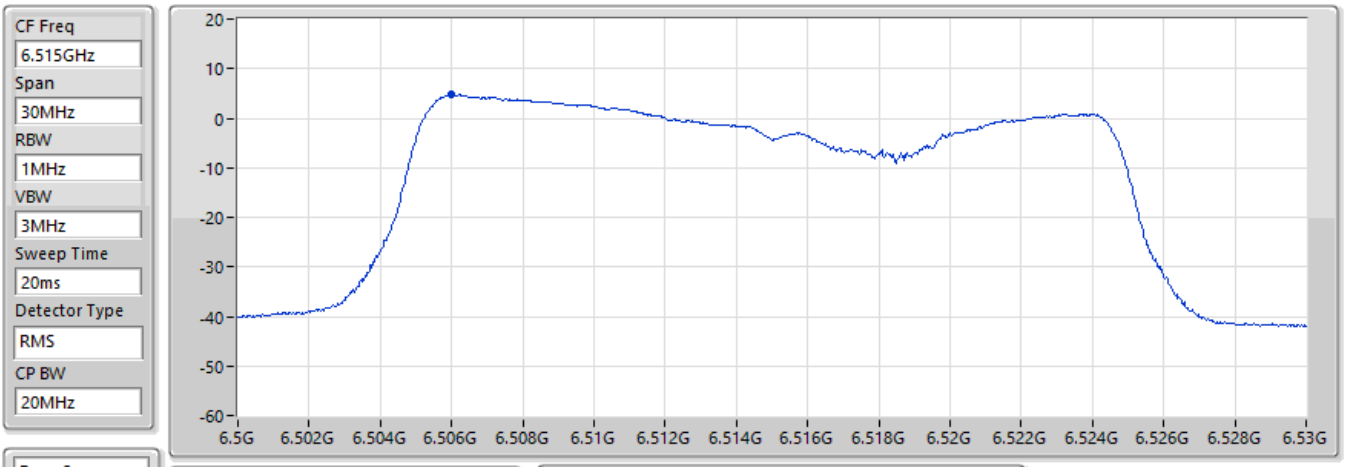

Page 8

EIRP PSD (dBm)
4.7

EIRP=Pr+Lp [Lp Free Space Path Loss]
Pr=Pmeas-Gr+Lc-Gamp

Pmeas	Gr (dBi)	Lc (dB)	Gamp (dB)	Lp (dB)
-6.32	11.18	6.74	42.85	58.31

EIRP PSD;Band:6.7G;be20,BF;BWch:20MHz;Nss:1,(M0);Nant:4;Ch:6535MHz;TX

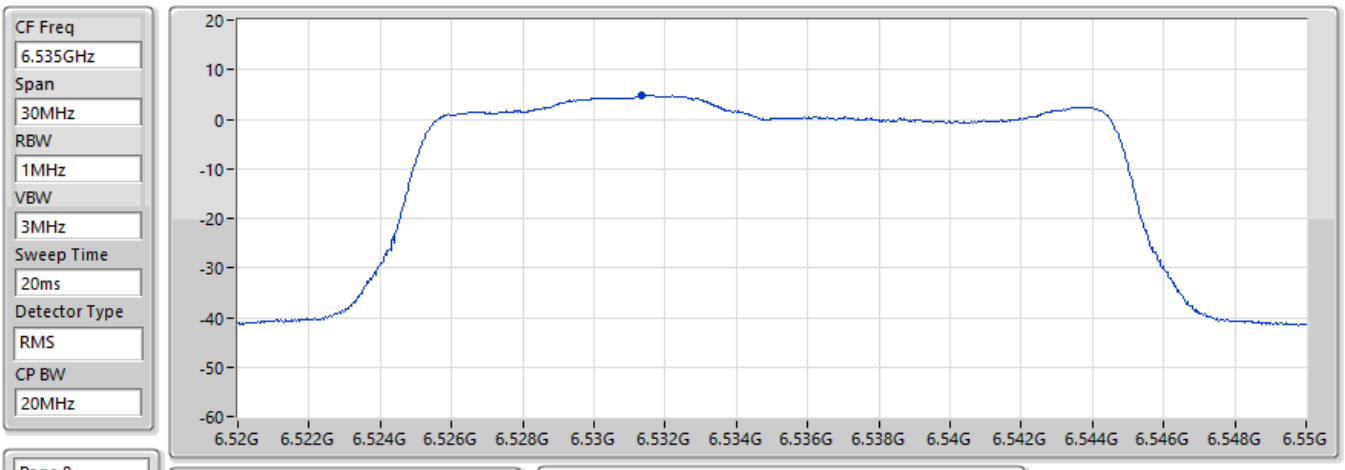

Page 8

EIRP PSD (dBm)
4.81

EIRP=Pr+Lp [Lp Free Space Path Loss]
Pr=Pmeas-Gr+Lc-Gamp

Pmeas	Gr (dBi)	Lc (dB)	Gamp (dB)	Lp (dB)
-6.40	11.07	6.77	42.83	58.34

EIRP PSD;Band:6.7G;be20,BF;BWch:20MHz;Nss:1,(M0);Nant:4;Ch:6695MHz;TX

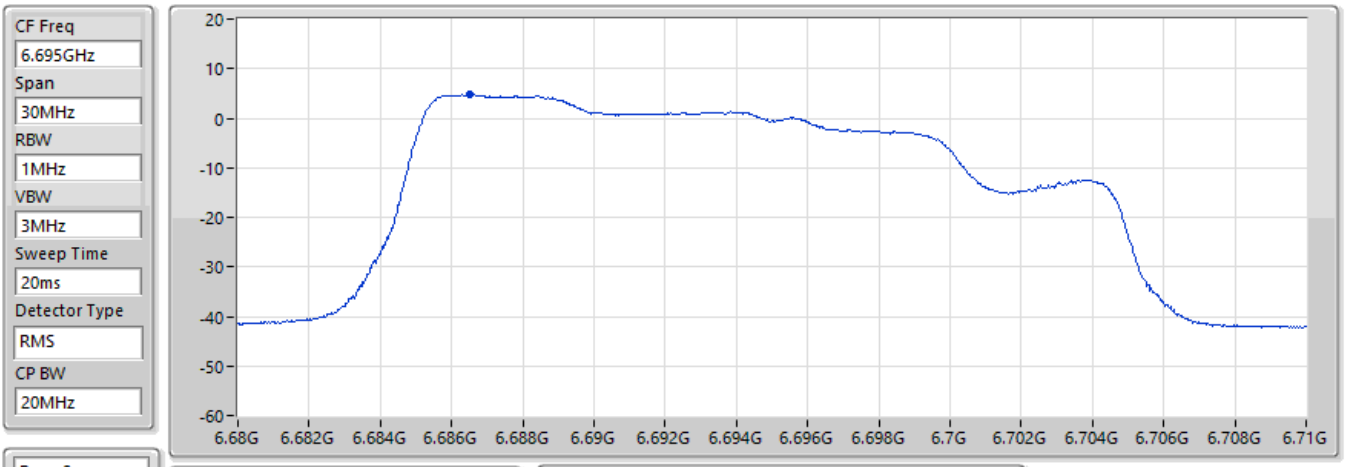

Page 8

EIRP PSD (dBm)
4.77

EIRP=Pr+Lp [Lp Free Space Path Loss]
Pr=Pmeas-Gr+Lc-Gamp

Pmeas	Gr (dBi)	Lc (dB)	Gamp (dB)	Lp (dB)
-7.15	10.83	6.85	42.65	58.55

EIRP PSD;Band:6.7G;be20,BF;BWch:20MHz;Nss:1,(M0);Nant:4;Ch:6875MHz;TX

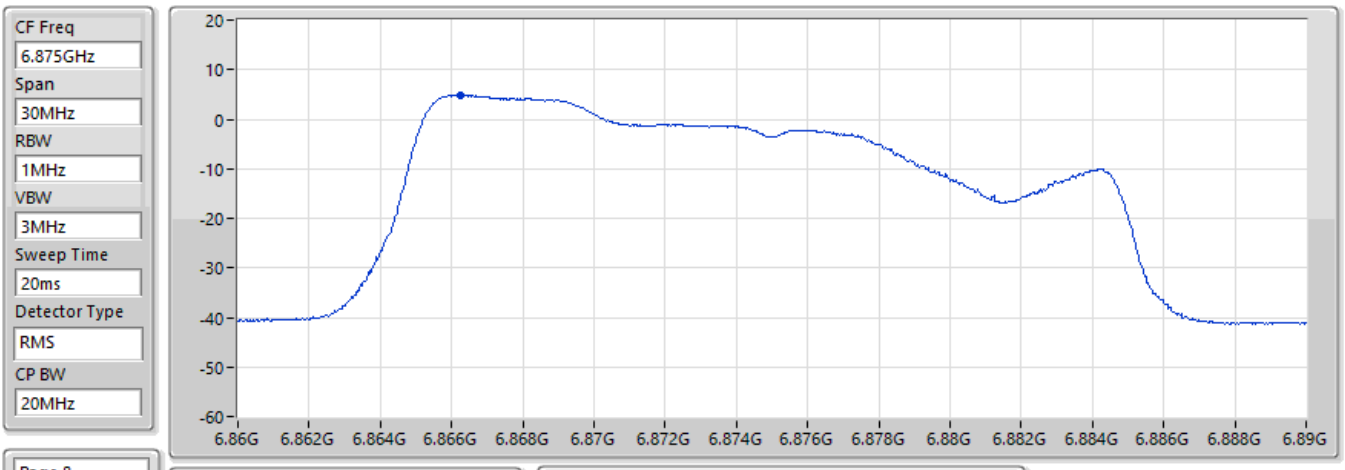

Page 8

EIRP PSD (dBm)
4.81

EIRP=Pr+Lp [Lp Free Space Path Loss]
Pr=Pmeas-Gr+Lc-Gamp

Pmeas	Gr (dBi)	Lc (dB)	Gamp (dB)	Lp (dB)
-7.69	10.73	6.91	42.46	58.78

EIRP PSD;Band:7.0G;be20,BF;BWch:20MHz;Nss:1,(M0);Nant:4;Ch:6895MHz;TX

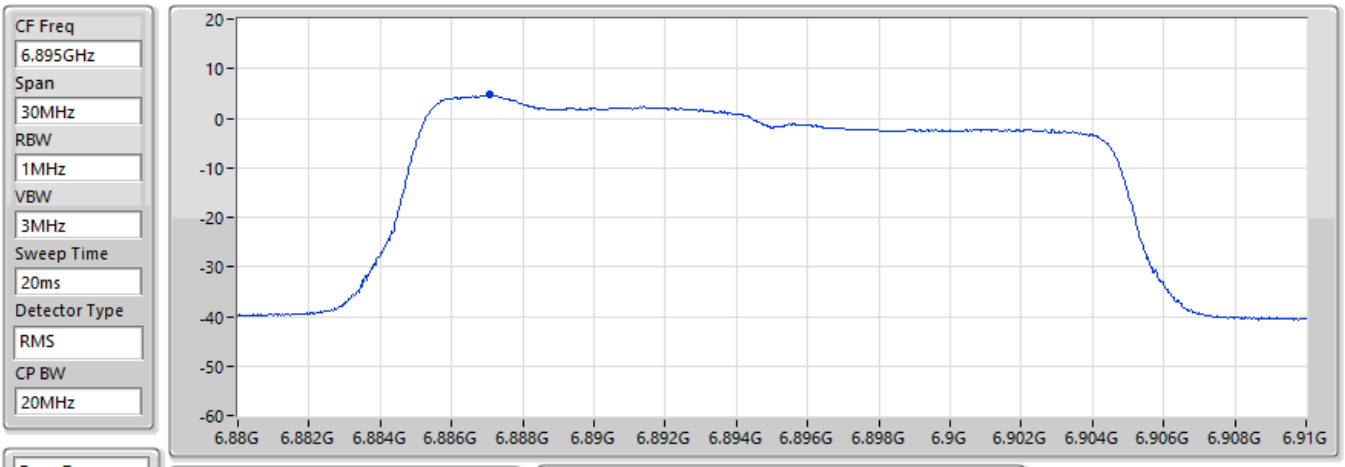

Page 7

EIRP PSD (dBm)
4.7

EIRP=Pr+Lp [Lp Free Space Path Loss]
Pr=Pmeas-Gr+Lc-Gamp

Pmeas	Gr (dBi)	Lc (dB)	Gamp (dB)	Lp (dB)
-7.82	10.77	6.92	42.43	58.80

EIRP PSD;Band:7.0G;be20,BF;BWch:20MHz;Nss:1,(M0);Nant:4;Ch:6995MHz;TX

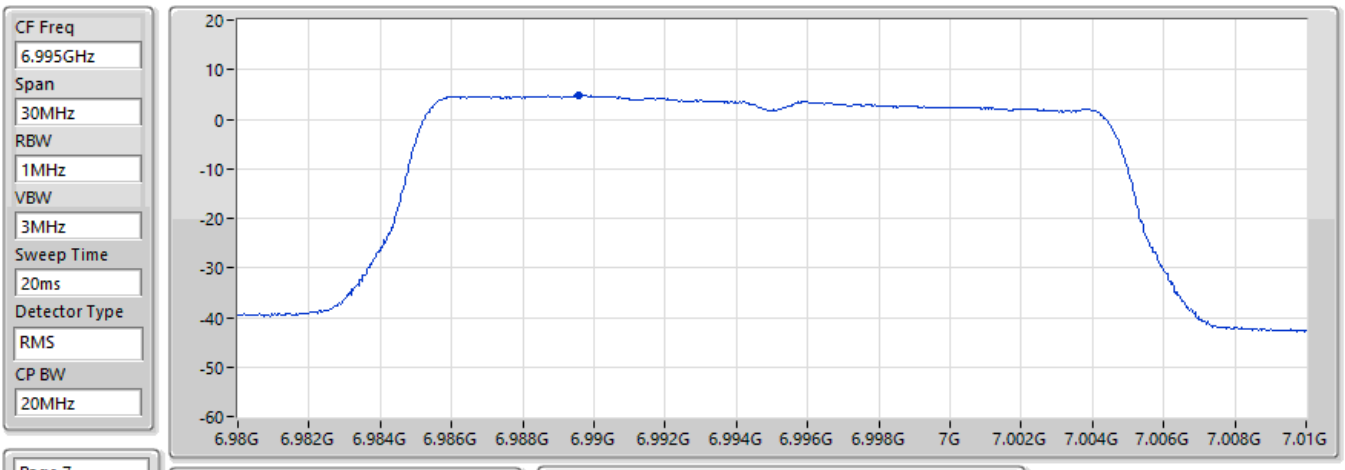

Page 7

EIRP PSD (dBm)
4.77

EIRP=Pr+Lp [Lp Free Space Path Loss]
Pr=Pmeas-Gr+Lc-Gamp

Pmeas	Gr (dBi)	Lc (dB)	Gamp (dB)	Lp (dB)
-8.15	10.68	6.99	42.32	58.93

EIRP PSD;Band:7.0G;be20,BF;BWch:20MHz;Nss:1,(M0);Nant:4;Ch:7095MHz;TX

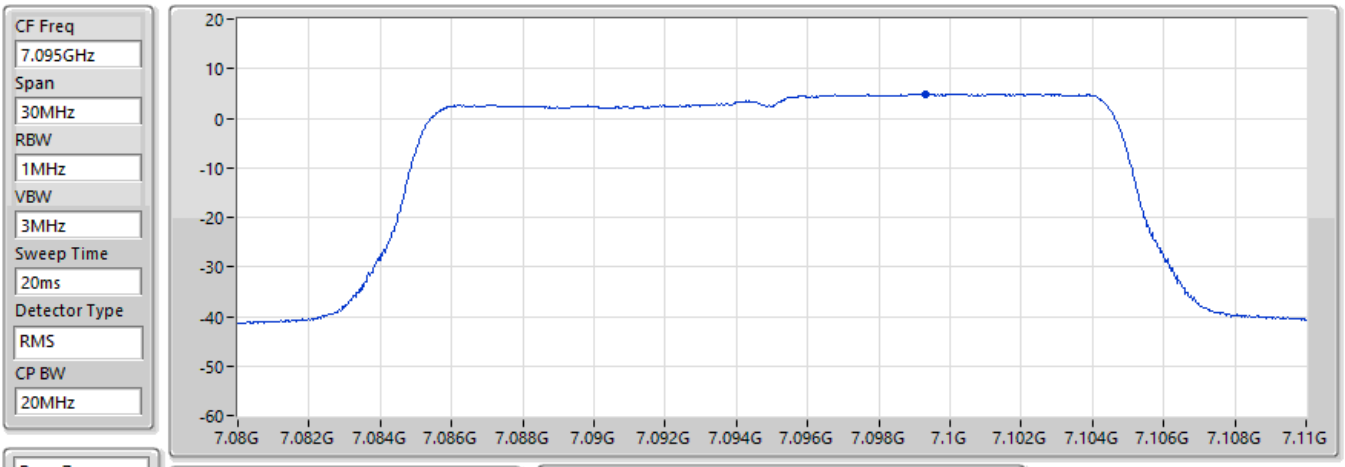

Page 7

EIRP PSD (dBm)
4.95

EIRP=Pr+Lp [Lp Free Space Path Loss]
Pr=Pmeas-Gr+Lc-Gamp

Pmeas	Gr (dBi)	Lc (dB)	Gamp (dB)	Lp (dB)
-7.90	10.80	7.03	42.45	59.07

EIRP PSD;Band:7.0G;be20,BF;BWch:20MHz;Nss:1,(M0);Nant:4;Ch:7115MHz;TX

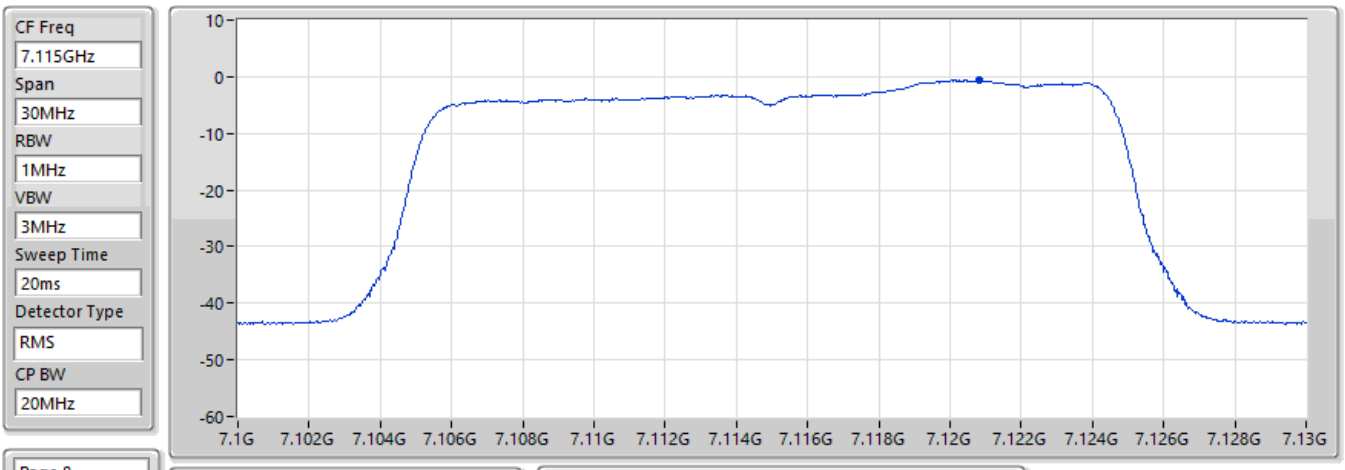

Page 8

EIRP PSD (dBm)
-0.6

EIRP=Pr+Lp [Lp Free Space Path Loss]
Pr=Pmeas-Gr+Lc-Gamp

Pmeas	Gr (dBi)	Lc (dB)	Gamp (dB)	Lp (dB)
-13.48	10.76	7.04	42.49	59.09

EIRP PSD;Band:6.2G;be40,BF;BWch:40MHz;Nss:1,(M0);Nant:4;Ch:5965MHz;TX

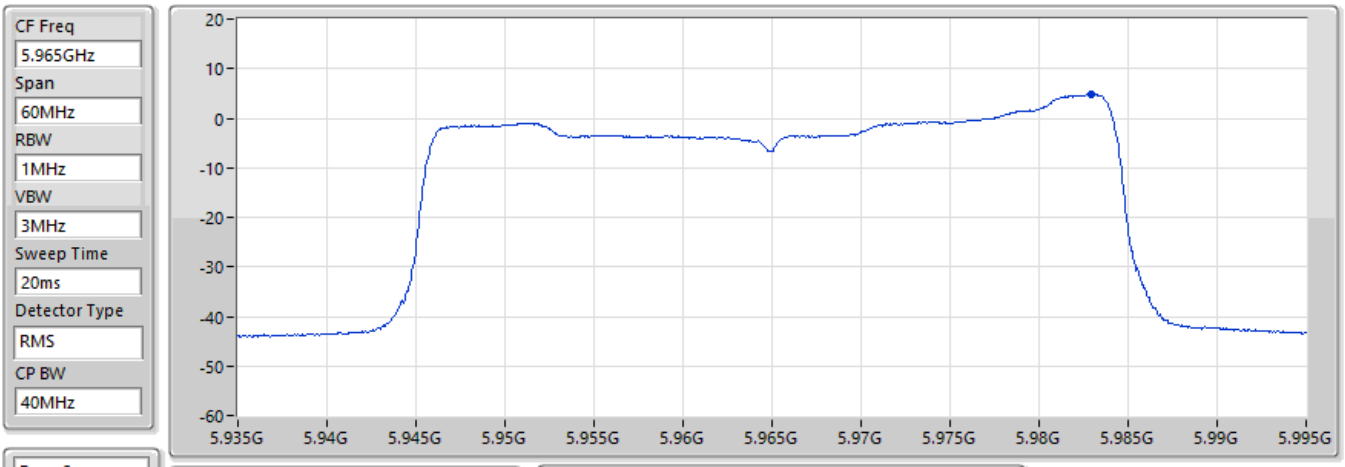

EIRP PSD (dBm)
4.87

EIRP=Pr+Lp [Lp Free Space Path Loss]
Pr=Pmeas-Gr+Lc-Gamp

Pmeas	Gr (dBi)	Lc (dB)	Gamp (dB)	Lp (dB)
-5.26	10.77	6.36	43.04	57.58

EIRP PSD;Band:6.2G;be40,BF;BWch:40MHz;Nss:1,(M0);Nant:4;Ch:6205MHz;TX

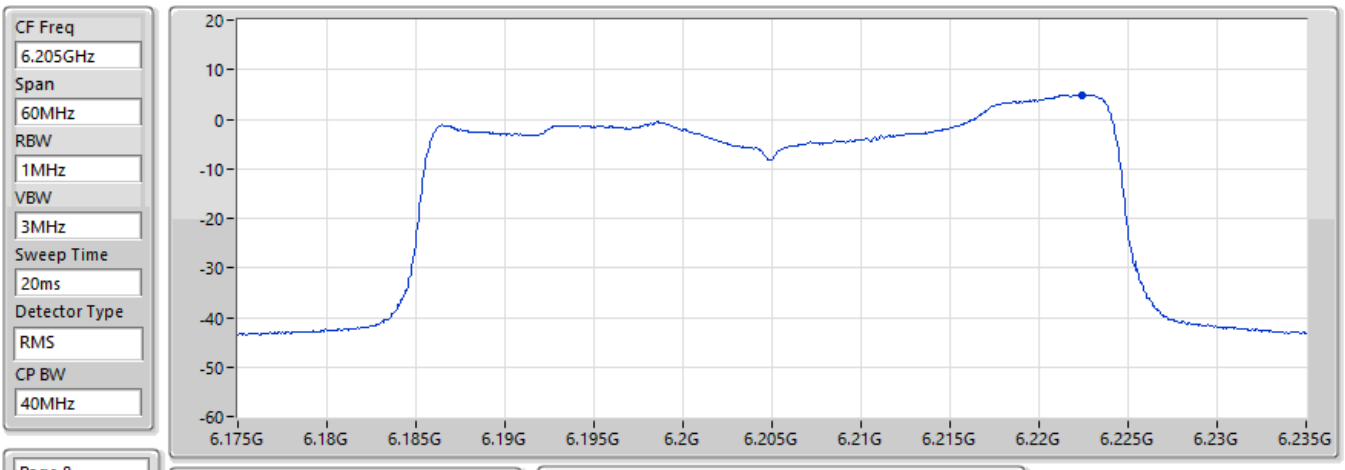

EIRP PSD (dBm)
4.9

EIRP=Pr+Lp [Lp Free Space Path Loss]
Pr=Pmeas-Gr+Lc-Gamp

Pmeas	Gr (dBi)	Lc (dB)	Gamp (dB)	Lp (dB)
-5.84	10.84	6.61	42.95	57.92

EIRP PSD;Band:6.2G;be40,BF;BWch:40MHz;Nss:1,(M0);Nant:4;Ch:6405MHz;TX

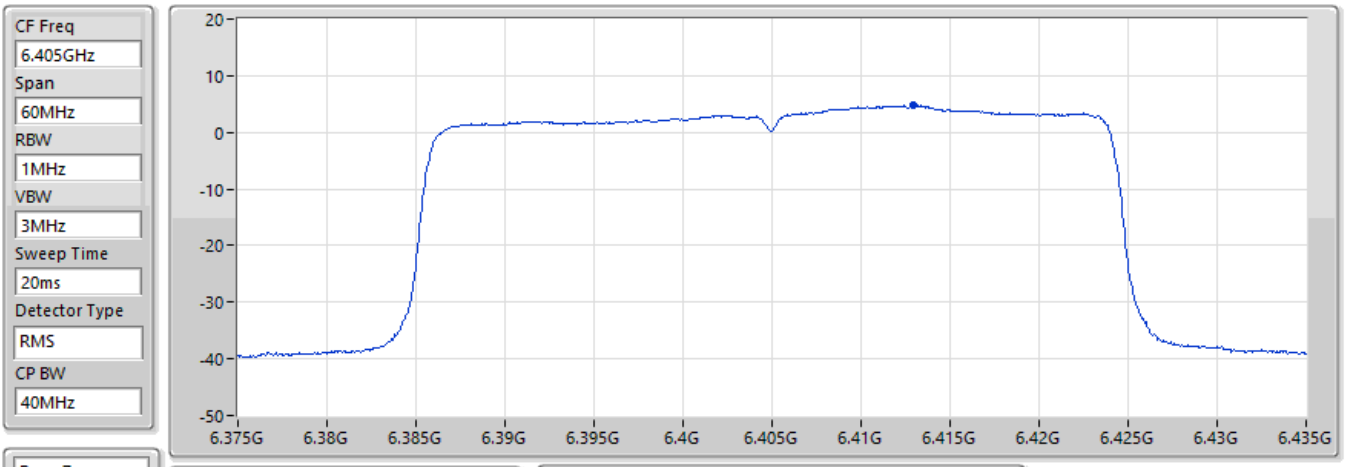

EIRP PSD (dBm)
4.76

EIRP=Pr+Lp [Lp Free Space Path Loss]
Pr=Pmeas-Gr+Lc-Gamp

Pmeas	Gr (dBi)	Lc (dB)	Gamp (dB)	Lp (dB)
-6.07	11.10	6.64	42.89	58.18

EIRP PSD;Band:6.4G;be40,BF;BWch:40MHz;Nss:1,(M0);Nant:4;Ch:6445MHz;TX

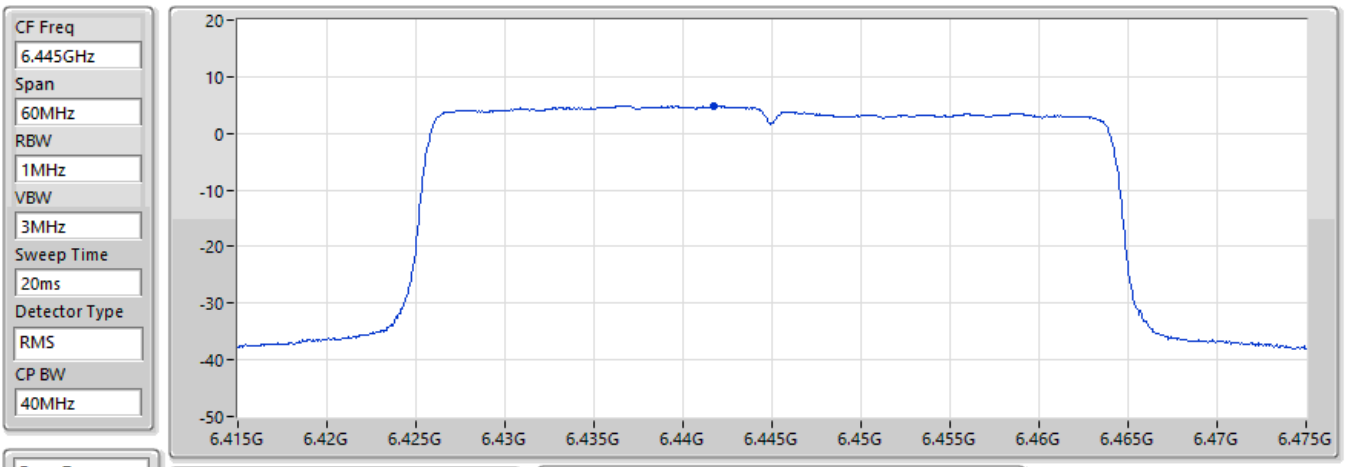

EIRP PSD (dBm)
4.86

EIRP=Pr+Lp [Lp Free Space Path Loss]
Pr=Pmeas-Gr+Lc-Gamp

Pmeas	Gr (dBi)	Lc (dB)	Gamp (dB)	Lp (dB)
-6.05	11.10	6.67	42.88	58.22

EIRP PSD;Band:6.4G;be40,BF;BWch:40MHz;Nss:1,(M0);Nant:4;Ch:6485MHz;TX

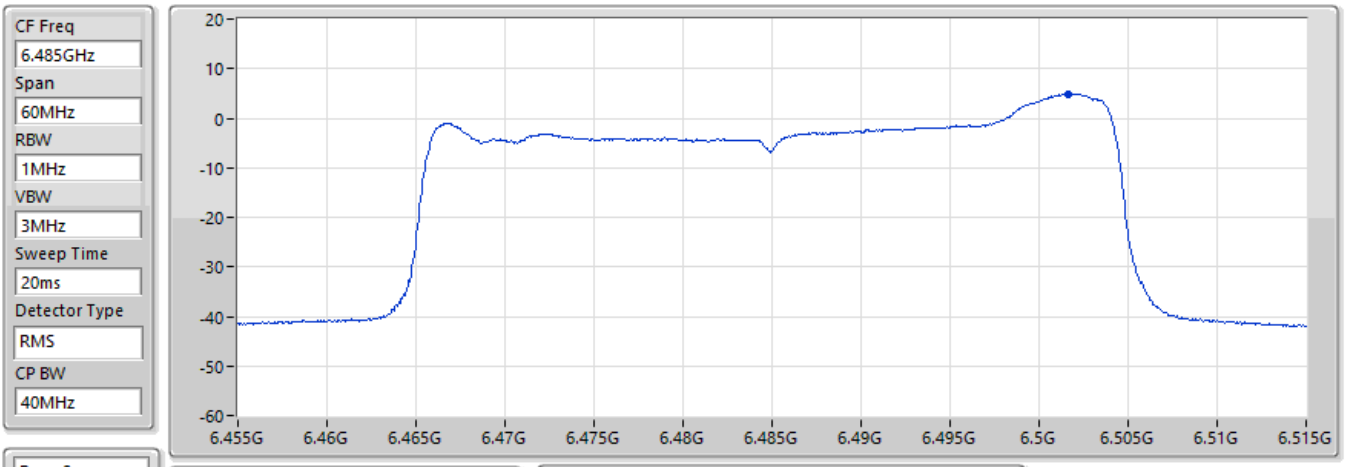

EIRP PSD (dBm)
4.93

EIRP=Pr+Lp [Lp Free Space Path Loss]
Pr=Pmeas-Gr+Lc-Gamp

Pmeas	Gr (dBi)	Lc (dB)	Gamp (dB)	Lp (dB)
-6.06	11.19	6.74	42.86	58.30

EIRP PSD;Band:6.4G;be40,BF;BWch:40MHz;Nss:1,(M0);Nant:4;Ch:6525MHz;TX

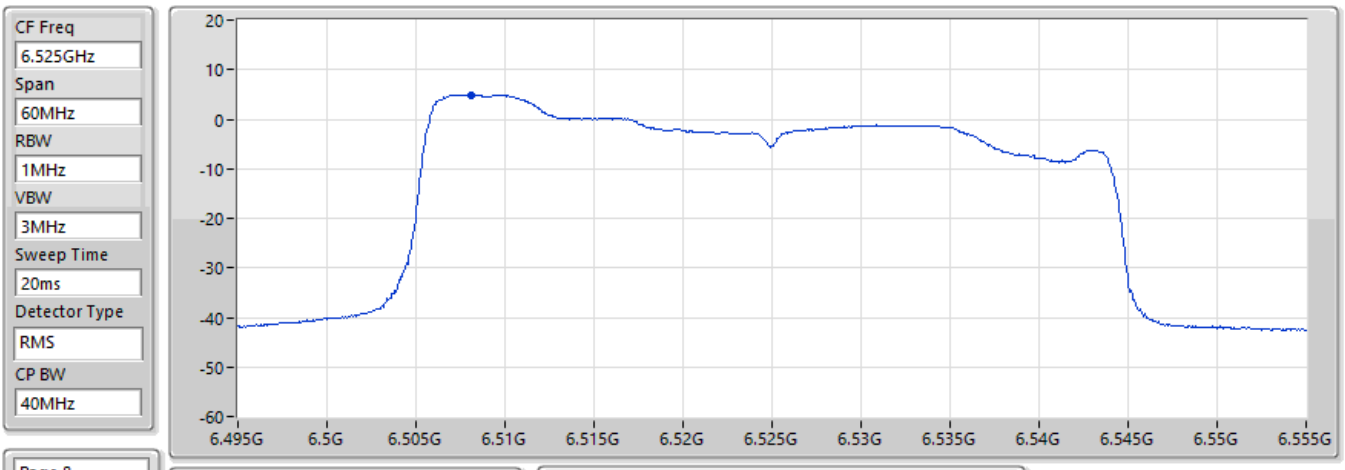

EIRP PSD (dBm)
4.91

EIRP=Pr+Lp [Lp Free Space Path Loss]
Pr=Pmeas-Gr+Lc-Gamp

Pmeas	Gr (dBi)	Lc (dB)	Gamp (dB)	Lp (dB)
-6.12	11.17	6.74	42.85	58.31

EIRP PSD;Band:6.7G;be40,BF;BWch:40MHz;Nss:1,(M0);Nant:4;Ch:6565MHz;TX

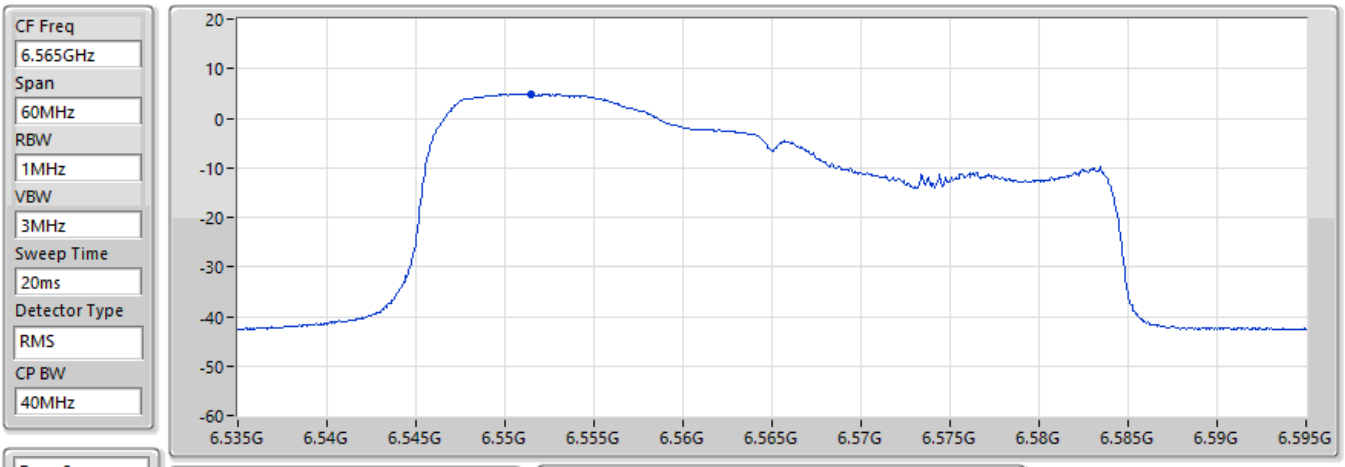

EIRP PSD (dBm)
4.88

EIRP=Pr+Lp [Lp Free Space Path Loss]
Pr=Pmeas-Gr+Lc-Gamp

Pmeas	Gr (dBi)	Lc (dB)	Gamp (dB)	Lp (dB)
-6.49	10.99	6.79	42.80	58.37

EIRP PSD;Band:6.7G;be40,BF;BWch:40MHz;Nss:1,(M0);Nant:4;Ch:6685MHz;TX

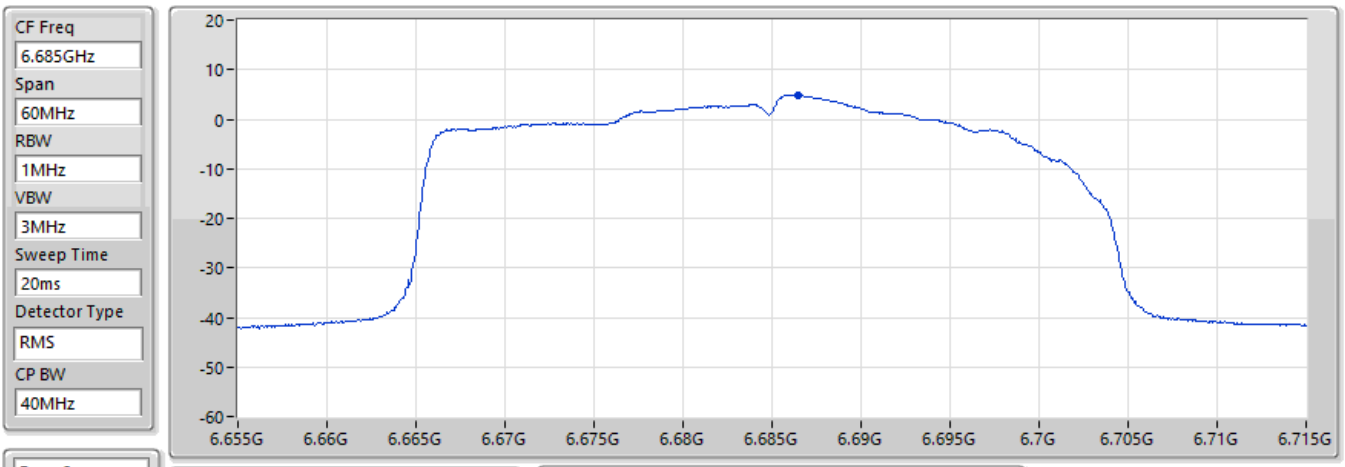

EIRP PSD (dBm)
4.9

EIRP=Pr+Lp [Lp Free Space Path Loss]
Pr=Pmeas-Gr+Lc-Gamp

Pmeas	Gr (dBi)	Lc (dB)	Gamp (dB)	Lp (dB)
-7.02	10.83	6.85	42.65	58.55

EIRP PSD;Band:6.7G;be40,BF;BWch:40MHz;Nss:1,(M0);Nant:4;Ch:6885MHz;TX

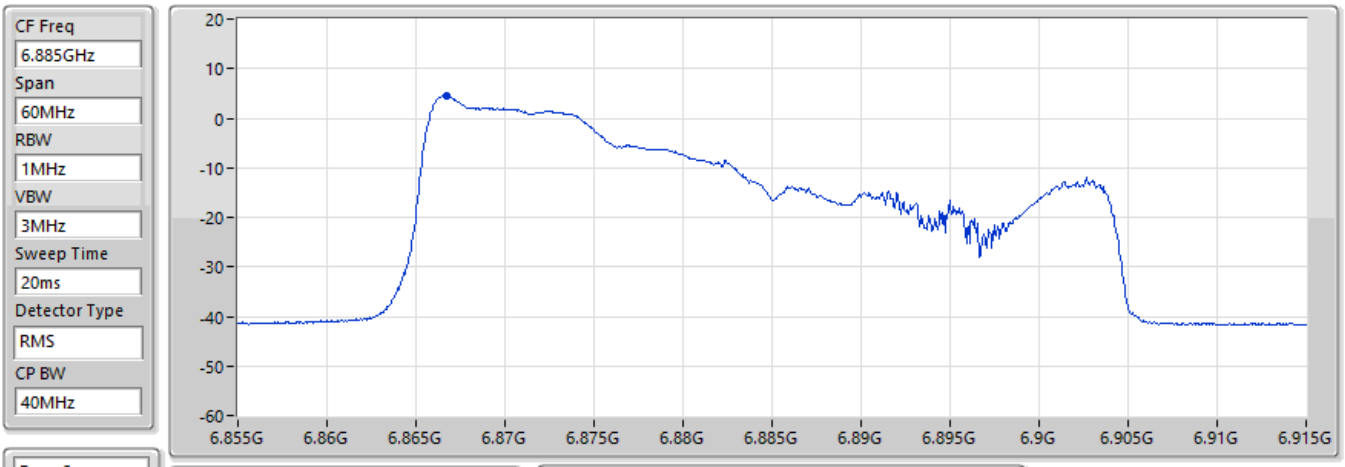

Page 8

EIRP PSD (dBm)
4.56

EIRP=Pr+Lp [Lp Free Space Path Loss]
Pr=Pmeas-Gr+Lc-Gamp

Pmeas	Gr (dBi)	Lc (dB)	Gamp (dB)	Lp (dB)
-7.94	10.73	6.91	42.46	58.78

EIRP PSD;Band:7.0G;be40,BF;BWch:40MHz;Nss:1,(M0);Nant:4;Ch:6925MHz;TX

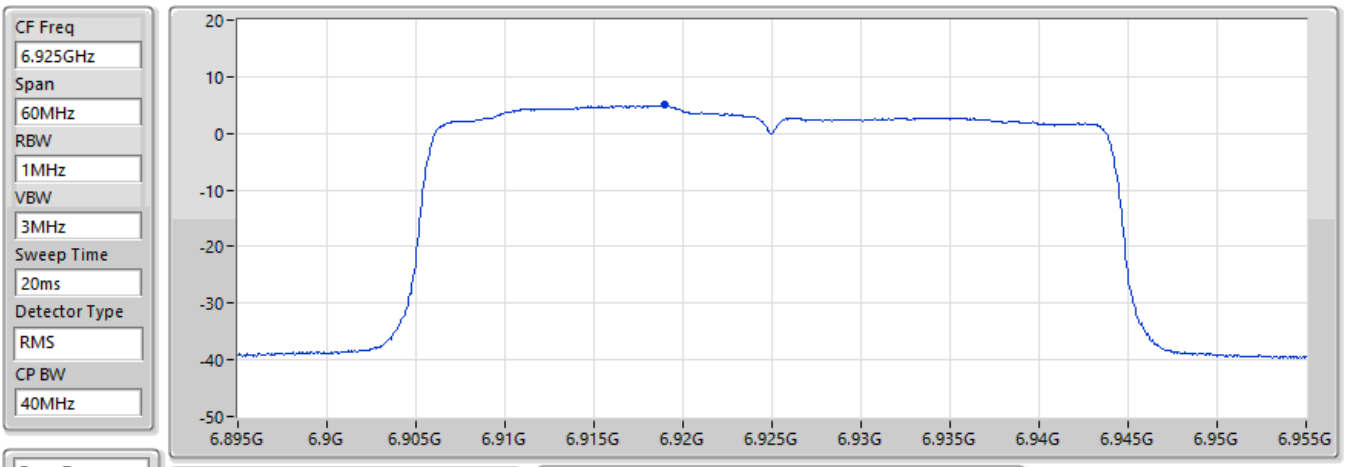

Page 7

EIRP PSD (dBm)
4.95

EIRP=Pr+Lp [Lp Free Space Path Loss]
Pr=Pmeas-Gr+Lc-Gamp

Pmeas	Gr (dBi)	Lc (dB)	Gamp (dB)	Lp (dB)
-7.71	10.72	6.94	42.40	58.84

EIRP PSD;Band:7.0G;be40,BF;BWch:40MHz;Nss:1,(M0);Nant:4;Ch:7005MHz;TX

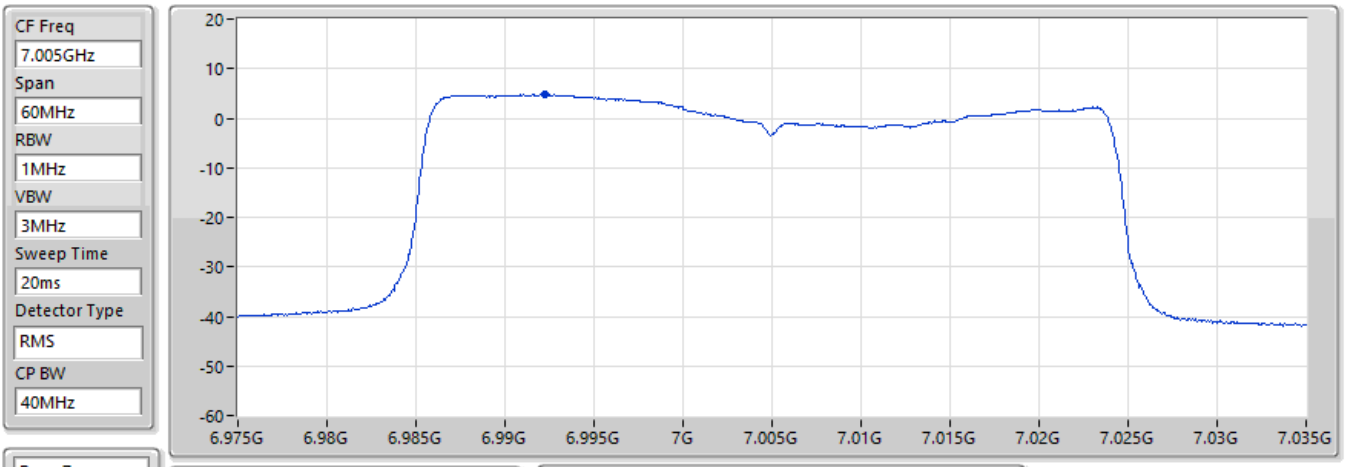

Page 7

EIRP PSD (dBm)
4.75

EIRP=Pr+Lp [Lp Free Space Path Loss]
Pr=Pmeas-Gr+Lc-Gamp

Pmeas	Gr (dBi)	Lc (dB)	Gamp (dB)	Lp (dB)
-8.17	10.68	6.99	42.32	58.93

EIRP PSD;Band:7.0G;be40,BF;BWch:40MHz;Nss:1,(M0);Nant:4;Ch:7085MHz;TX

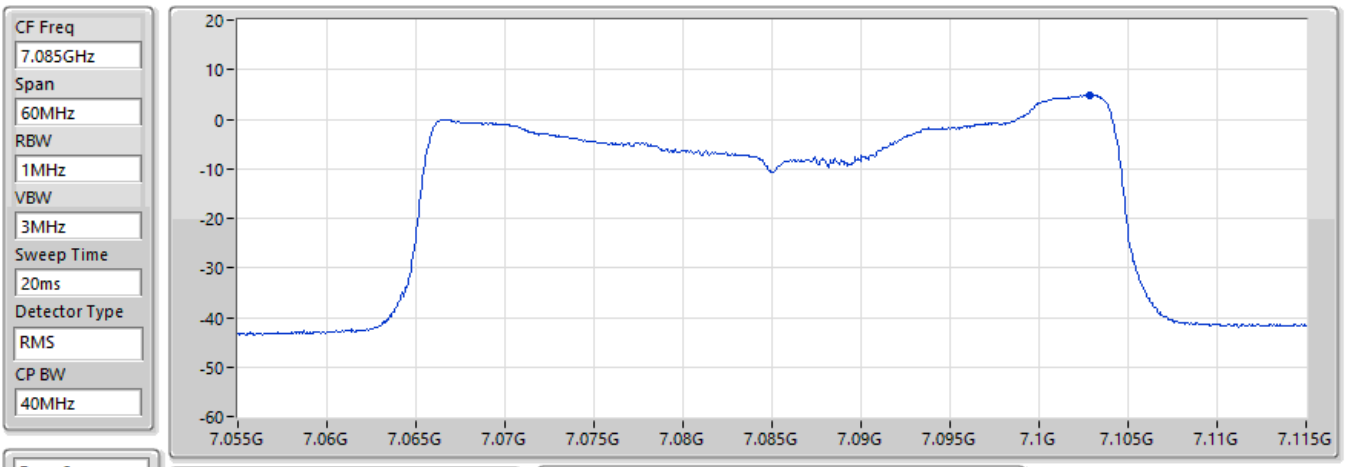

Page 8

EIRP PSD (dBm)
4.84

EIRP=Pr+Lp [Lp Free Space Path Loss]
Pr=Pmeas-Gr+Lc-Gamp

Pmeas	Gr (dBi)	Lc (dB)	Gamp (dB)	Lp (dB)
-8.01	10.79	7.03	42.46	59.07

EIRP PSD;Band:6.2G;be80,BF;BWch:80MHz;Nss:1,(M0);Nant:4;Ch:5985MHz;TX

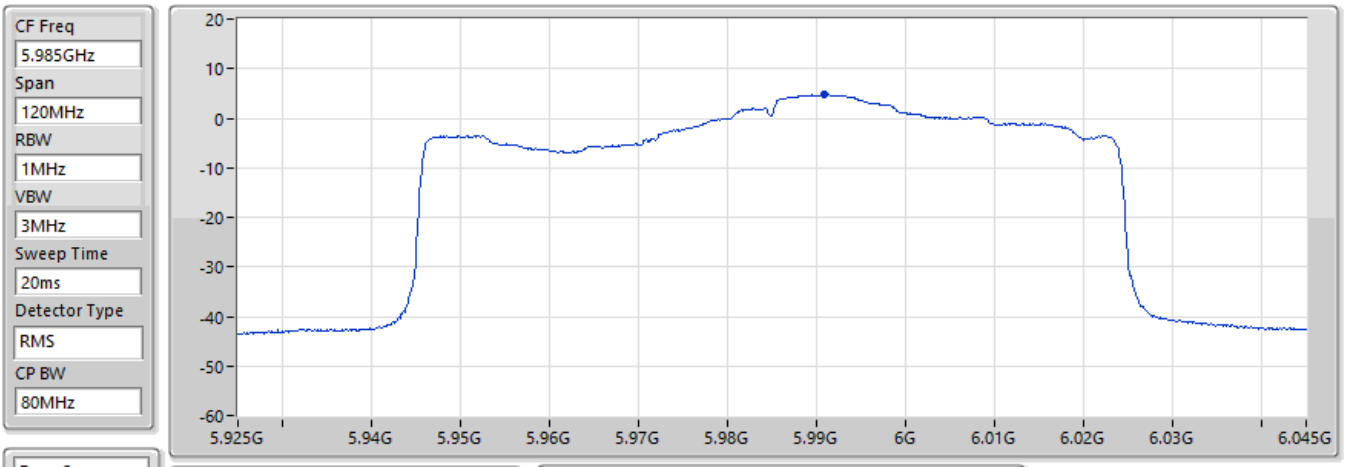

EIRP PSD (dBm)
4.73

EIRP=Pr+Lp [Lp Free Space Path Loss]
Pr=Pmeas-Gr+Lc-Gamp

Pmeas	Gr (dBi)	Lc (dB)	Gamp (dB)	Lp (dB)
-5.41	10.78	6.37	43.04	57.59

EIRP PSD;Band:6.2G;be80,BF;BWch:80MHz;Nss:1,(M0);Nant:4;Ch:6225MHz;TX

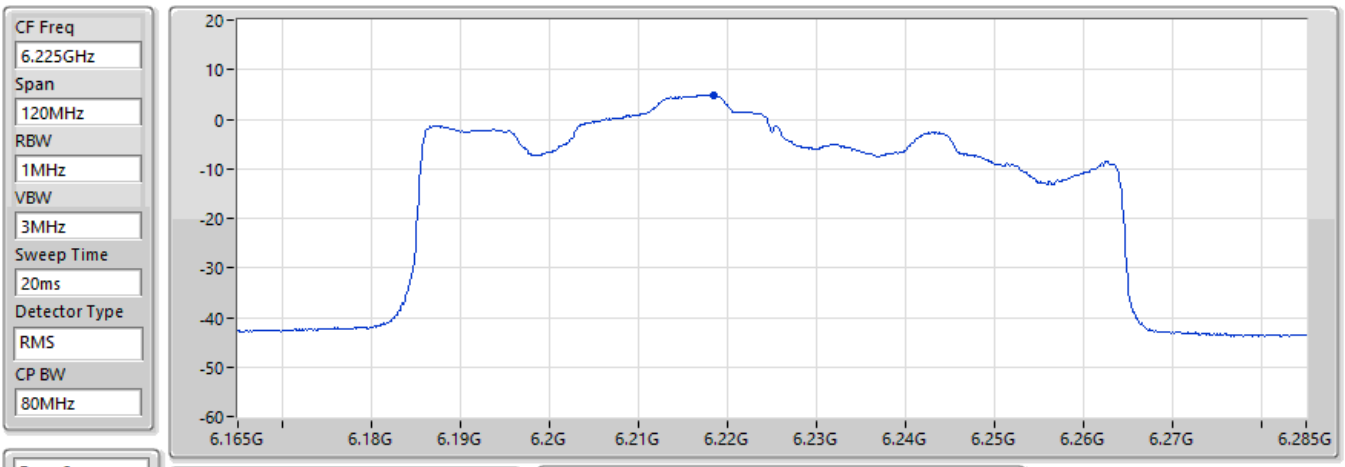

EIRP PSD (dBm)
4.87

EIRP=Pr+Lp [Lp Free Space Path Loss]
Pr=Pmeas-Gr+Lc-Gamp

Pmeas	Gr (dBi)	Lc (dB)	Gamp (dB)	Lp (dB)
-5.86	10.84	6.61	42.96	57.92

EIRP PSD;Band:6.2G;be80,BF;BWch:80MHz;Nss:1,(M0);Nant:4;Ch:6385MHz;TX

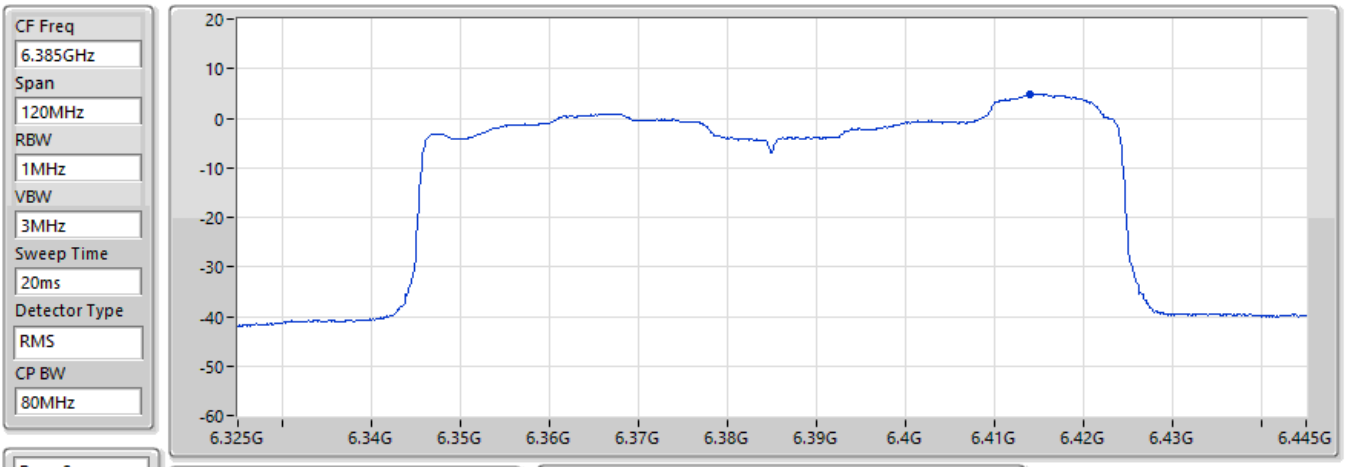

EIRP PSD (dBm)
4.88

EIRP=Pr+Lp [Lp Free Space Path Loss]
Pr=Pmeas-Gr+Lc-Gamp

Pmeas	Gr (dBi)	Lc (dB)	Gamp (dB)	Lp (dB)
-5.95	11.10	6.64	42.89	58.18

EIRP PSD;Band:6.4G;be80,BF;BWch:80MHz;Nss:1,(M0);Nant:4;Ch:6465MHz;TX

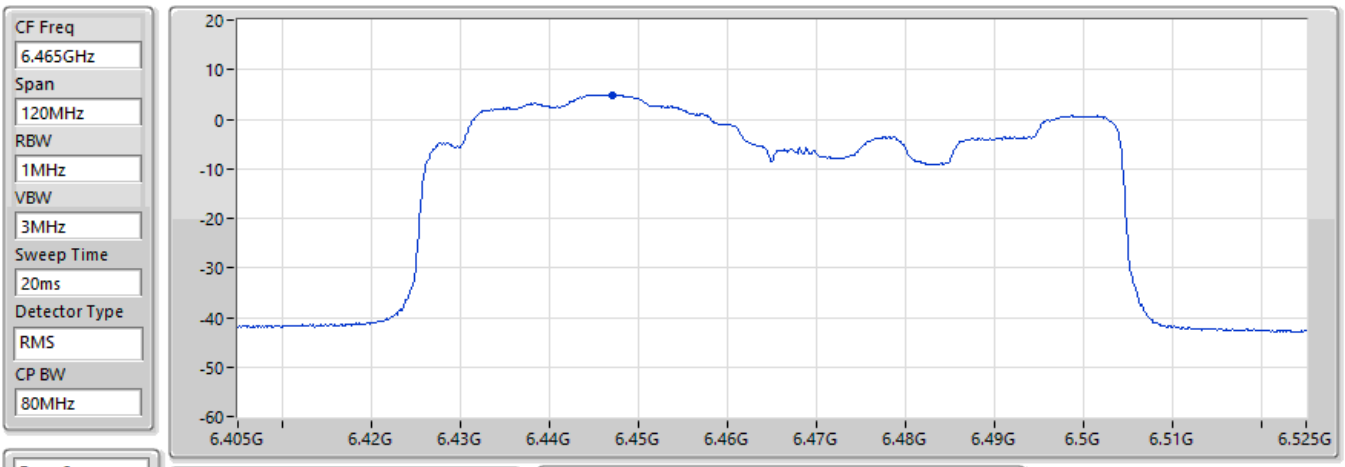

EIRP PSD (dBm)
4.91

EIRP=Pr+Lp [Lp Free Space Path Loss]
Pr=Pmeas-Gr+Lc-Gamp

Pmeas	Gr (dBi)	Lc (dB)	Gamp (dB)	Lp (dB)
-6.02	11.10	6.68	42.88	58.23

EIRP PSD;Band:6.4G;be80,BF;BWch:80MHz;Nss:1,(M0);Nant:4;Ch:6545MHz;TX

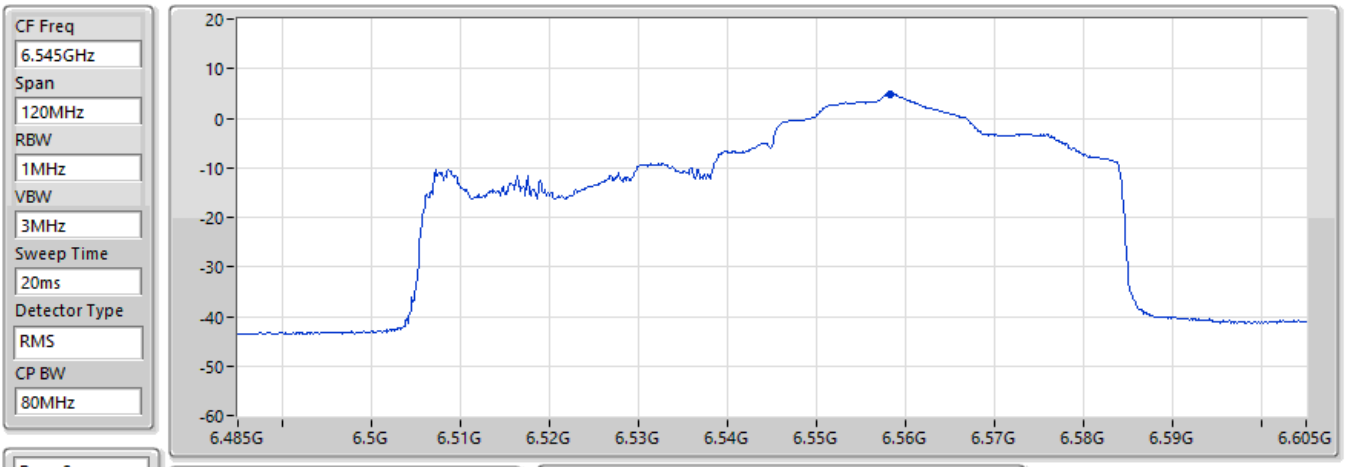

EIRP PSD (dBm)
4.89

EIRP=Pr+Lp [Lp Free Space Path Loss]
Pr=Pmeas-Gr+Lc-Gamp

Pmeas	Gr (dBi)	Lc (dB)	Gamp (dB)	Lp (dB)
-6.52	10.97	6.80	42.80	58.38

EIRP PSD;Band:6.7G;be80,BF;BWch:80MHz;Nss:1,(M0);Nant:4;Ch:6625MHz;TX

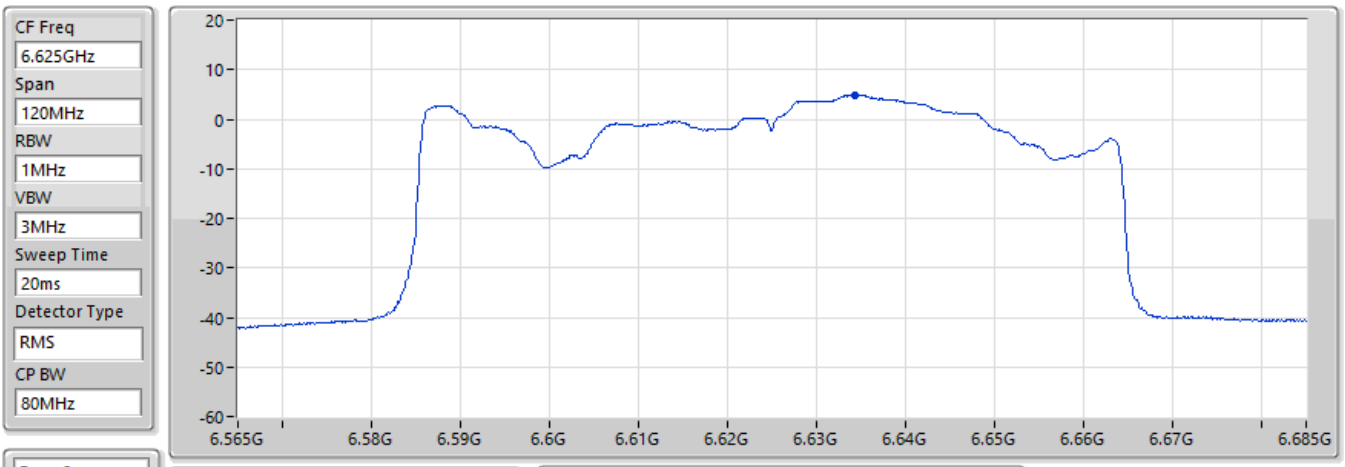

EIRP PSD (dBm)
4.83

EIRP=Pr+Lp [Lp Free Space Path Loss]
Pr=Pmeas-Gr+Lc-Gamp

Pmeas	Gr (dBi)	Lc (dB)	Gamp (dB)	Lp (dB)
-6.91	10.87	6.84	42.71	58.48

EIRP PSD;Band:6.7G;be80,BF;BWch:80MHz;Nss:1,(M0);Nant:4;Ch:6705MHz;TX

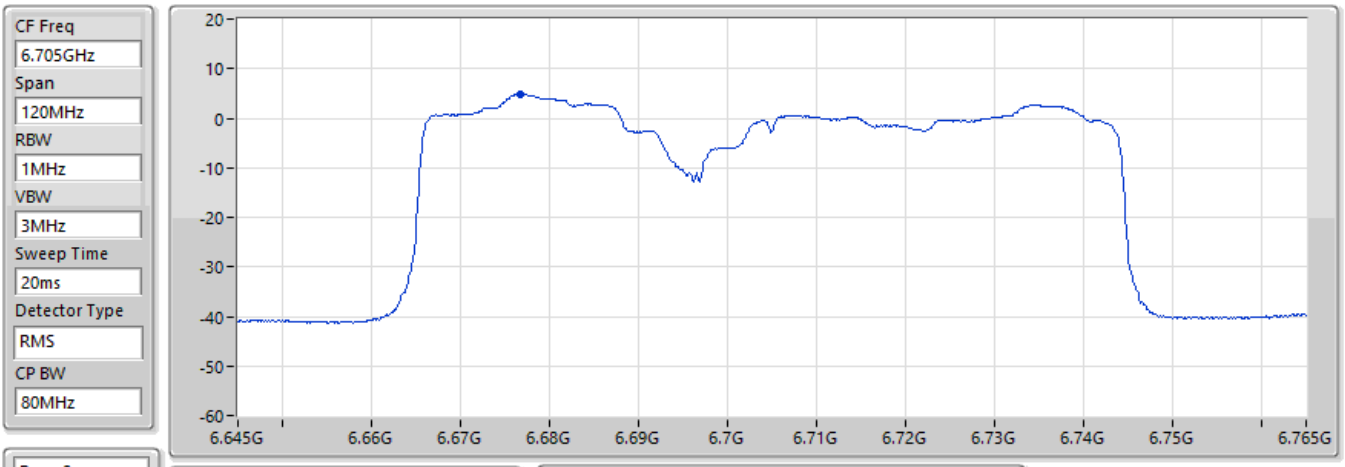

EIRP PSD (dBm)
4.95

EIRP=Pr+Lp [Lp Free Space Path Loss]
Pr=Pmeas-Gr+Lc-Gamp

Pmeas	Gr (dBi)	Lc (dB)	Gamp (dB)	Lp (dB)
-6.91	10.85	6.85	42.67	58.53

EIRP PSD;Band:6.7G;be80,BF;BWch:80MHz;Nss:1,(M0);Nant:4;Ch:6785MHz;TX

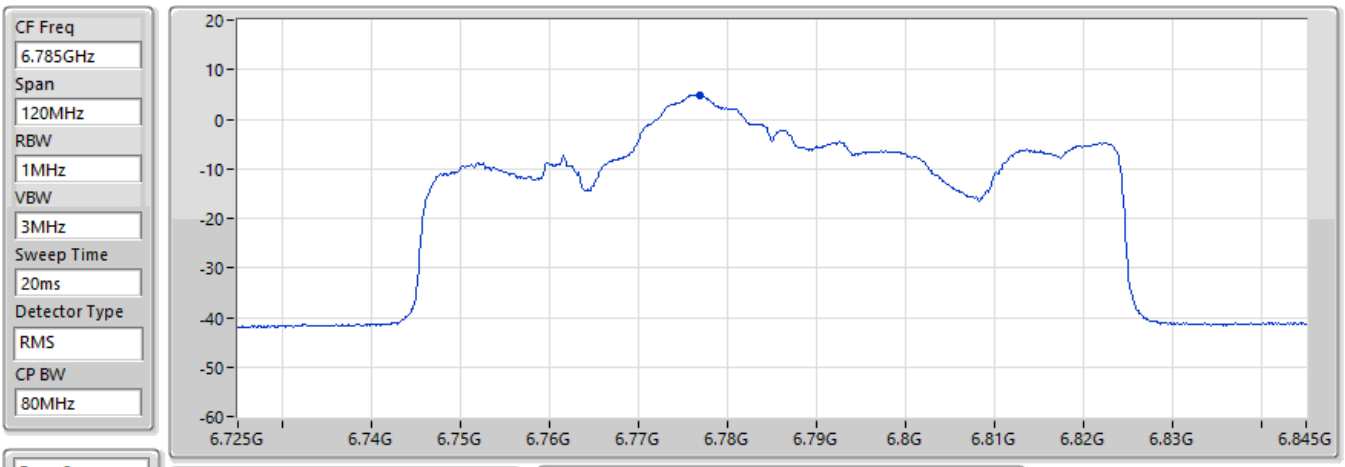

EIRP PSD (dBm)
4.87

EIRP=Pr+Lp [Lp Free Space Path Loss]
Pr=Pmeas-Gr+Lc-Gamp

Pmeas	Gr (dBi)	Lc (dB)	Gamp (dB)	Lp (dB)
-7.39	10.70	6.86	42.56	58.66

EIRP PSD;Band:6.7G;be80,BF;BWch:80MHz;Nss:1,(M0);Nant:4;Ch:6865MHz;TX

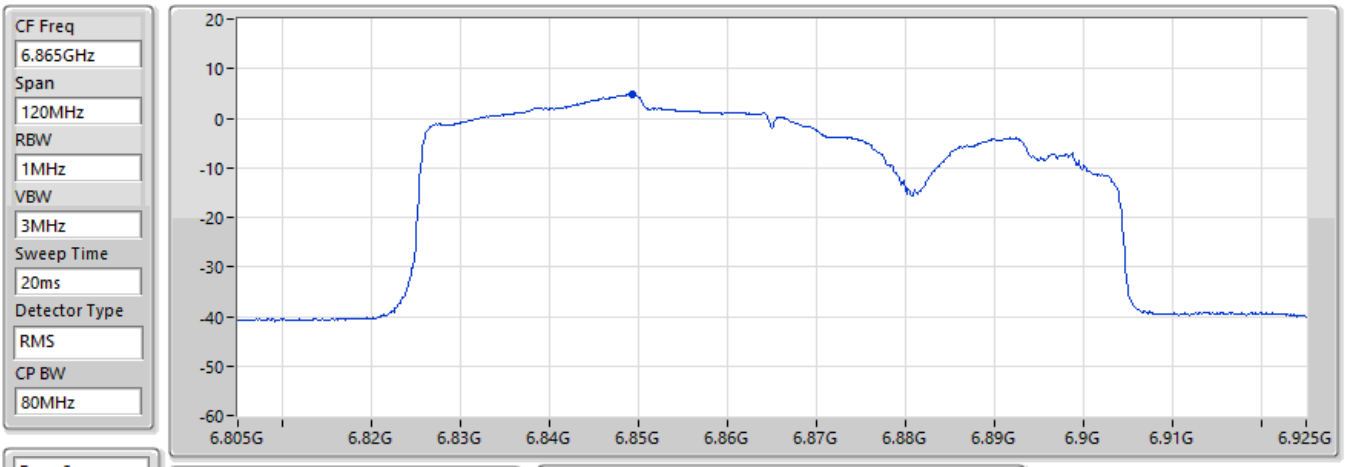

EIRP PSD (dBm)
4.8

EIRP=Pr+Lp [Lp Free Space Path Loss]
Pr=Pmeas-Gr+Lc-Gamp

Pmeas	Gr (dBi)	Lc (dB)	Gamp (dB)	Lp (dB)
-7.67	10.70	6.89	42.48	58.76

EIRP PSD;Band:7.0G;be80,BF;BWch:80MHz;Nss:1,(M0);Nant:4;Ch:6945MHz;TX

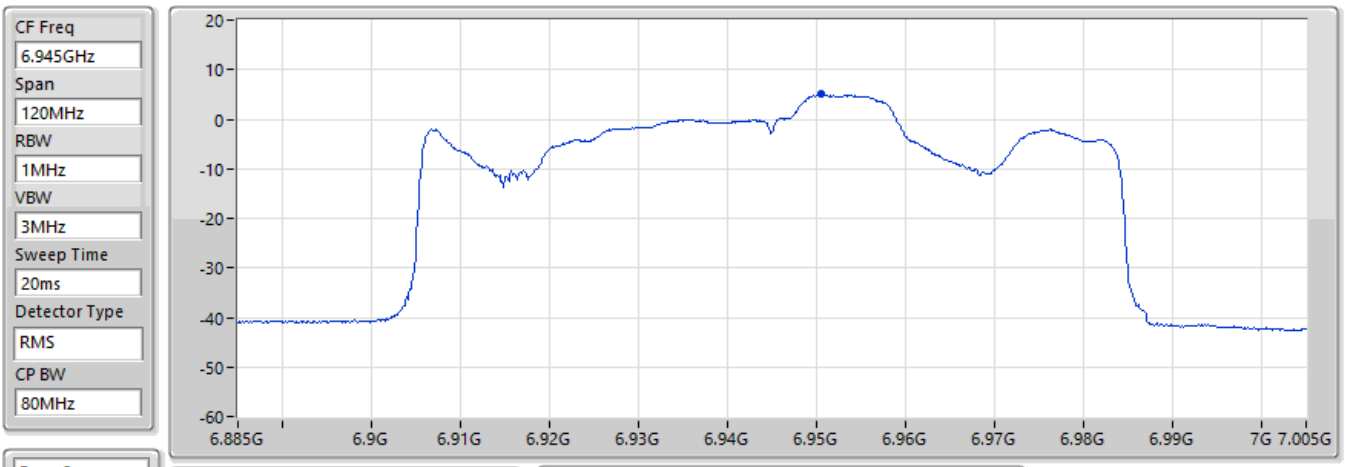

EIRP PSD (dBm)
4.96

EIRP=Pr+Lp [Lp Free Space Path Loss]
Pr=Pmeas-Gr+Lc-Gamp

Pmeas	Gr (dBi)	Lc (dB)	Gamp (dB)	Lp (dB)
-7.93	10.60	6.97	42.36	58.88

EIRP PSD;Band:7.0G;be80,BF;BWch:80MHz;Nss:1,(M0);Nant:4;Ch:7025MHz;TX

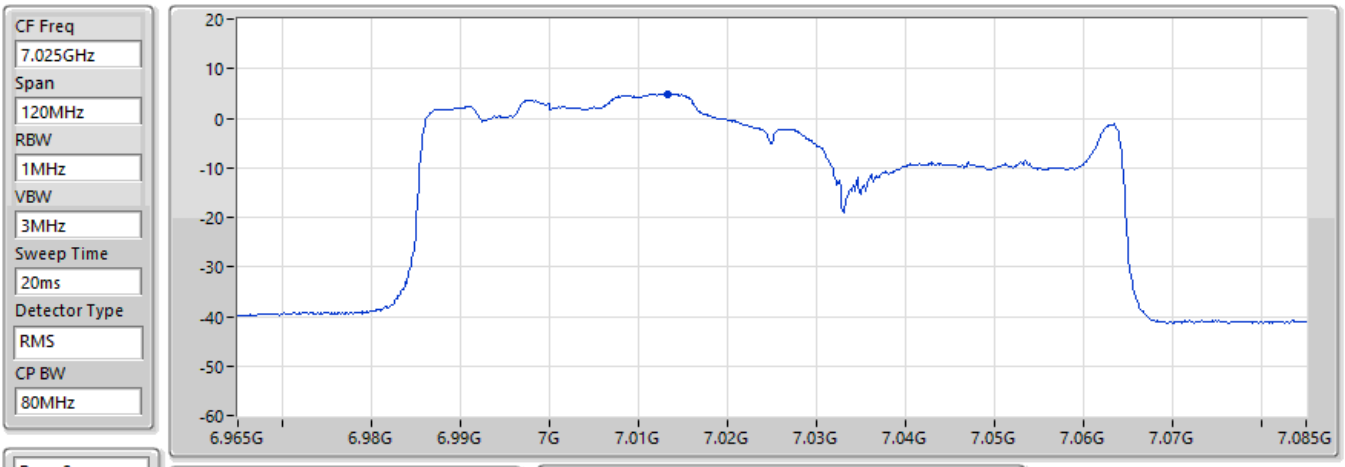

EIRP PSD (dBm)
4.87

EIRP=Pr+Lp [Lp Free Space Path Loss]
Pr=Pmeas-Gr+Lc-Gamp

Pmeas	Gr (dBi)	Lc (dB)	Gamp (dB)	Lp (dB)
-8.06	10.70	7.00	42.33	58.96

EIRP PSD;Band:6.2G;be160,BF;BWch:160MHz;Nss:1,(M0);Nant:4;Ch:6025MHz;TX

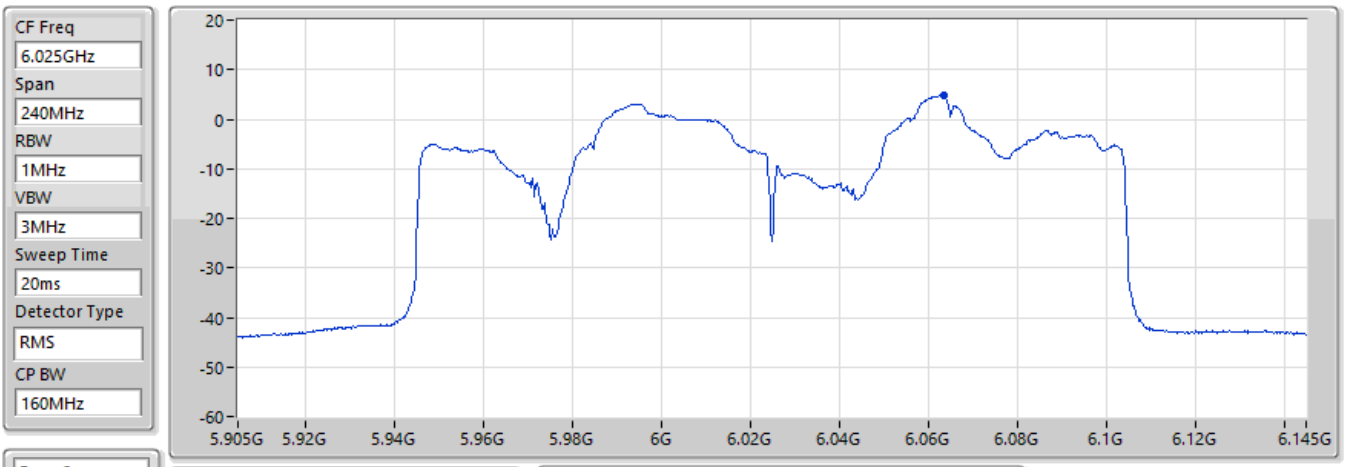

EIRP PSD (dBm)
4.88

EIRP=Pr+Lp [Lp Free Space Path Loss]
Pr=Pmeas-Gr+Lc-Gamp

Pmeas	Gr (dBi)	Lc (dB)	Gamp (dB)	Lp (dB)
-5.39	10.87	6.45	43.01	57.70

EIRP PSD;Band:6.2G;be160,BF;BWch:160MHz;Nss:1,(M0);Nant:4;Ch:6185MHz;TX

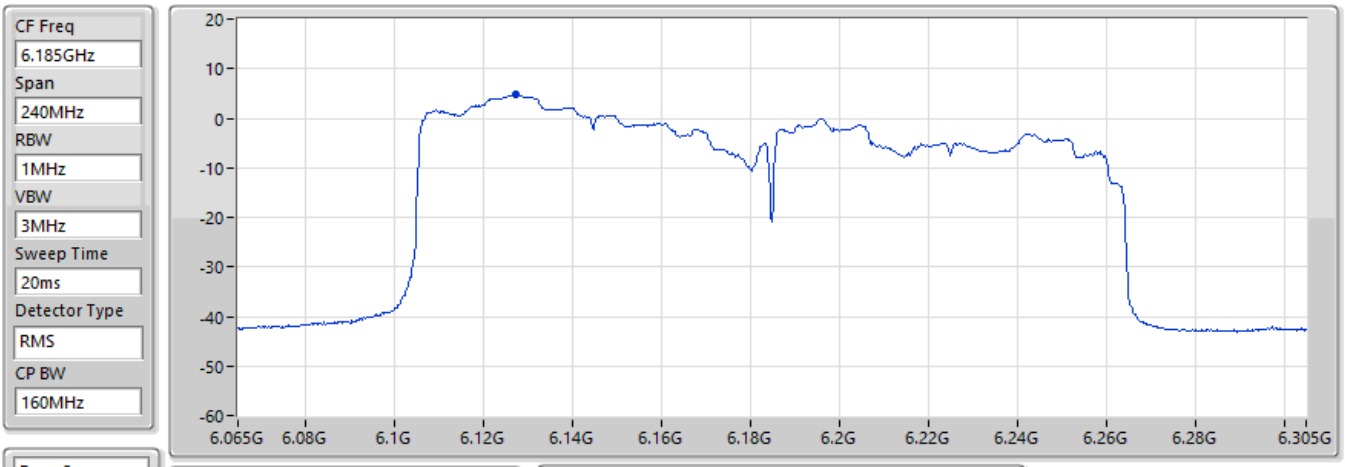

EIRP PSD (dBm)
4.76

EIRP=Pr+Lp [Lp Free Space Path Loss]
Pr=Pmeas-Gr+Lc-Gamp

Pmeas	Gr (dBi)	Lc (dB)	Gamp (dB)	Lp (dB)
-5.72	10.85	6.53	42.99	57.79

EIRP PSD;Band:6.2G;be160,BF;BWch:160MHz;Nss:1,(M0);Nant:4;Ch:6345MHz;TX

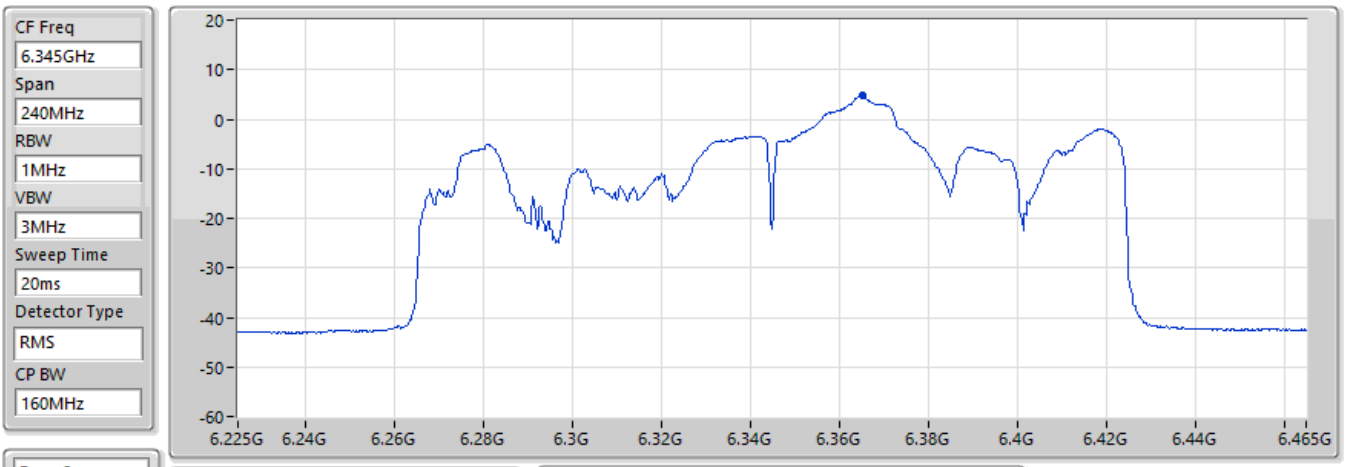

EIRP PSD (dBm)
4.86

EIRP=Pr+Lp [Lp Free Space Path Loss]
Pr=Pmeas-Gr+Lc-Gamp

Pmeas	Gr (dBi)	Lc (dB)	Gamp (dB)	Lp (dB)
-5.81	11.17	6.63	42.91	58.12

EIRP PSD;Band:6.4G;be160,BF;BWch:160MHz;Nss:1,(M0);Nant:4;Ch:6505MHz;TX

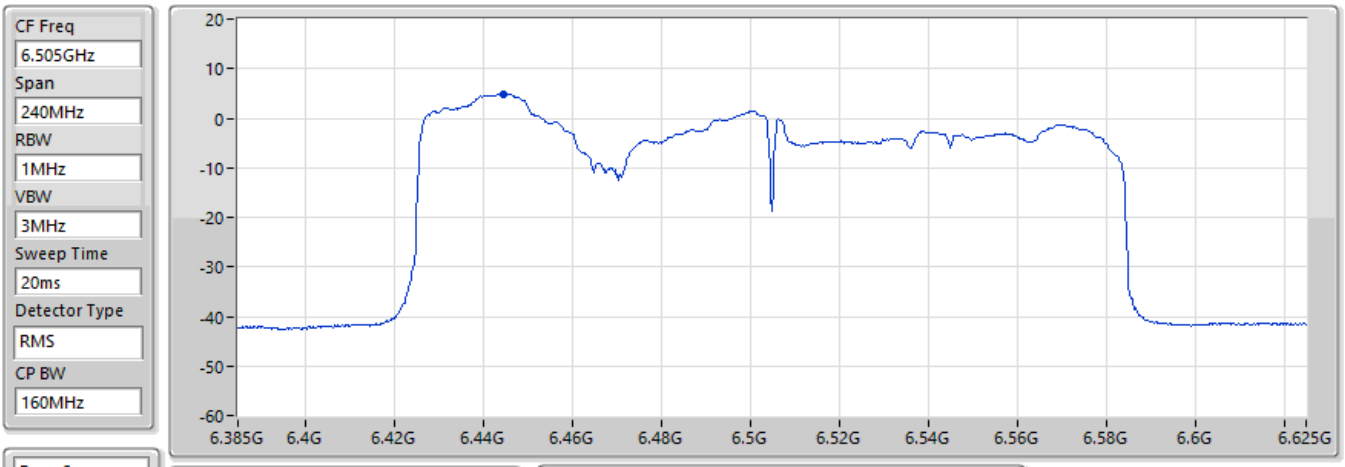

Page 8

EIRP PSD (dBm)
4.91

EIRP=Pr+Lp [Lp Free Space Path Loss]
Pr=Pmeas-Gr+Lc-Gamp

Pmeas	Gr (dBi)	Lc (dB)	Gamp (dB)	Lp (dB)
-6.02	11.10	6.68	42.88	58.23

EIRP PSD;Band:6.7G;be160,BF;BWch:160MHz;Nss:1,(M0);Nant:4;Ch:6665MHz;TX

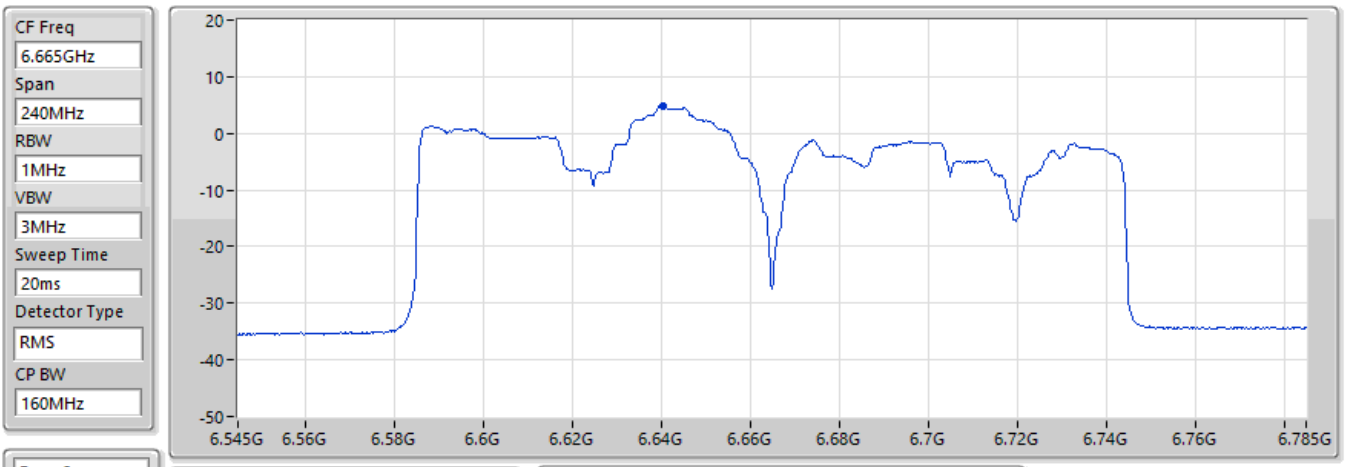

Page 8

EIRP PSD (dBm)
4.94

EIRP=Pr+Lp [Lp Free Space Path Loss]
Pr=Pmeas-Gr+Lc-Gamp

Pmeas	Gr (dBi)	Lc (dB)	Gamp (dB)	Lp (dB)
-16.48	10.50	8.26	34.83	58.49

EIRP PSD;Band:6.7G;be160,BF;BWch:160MHz;Nss:1,(M0);Nant:4;Ch:6825MHz;TX

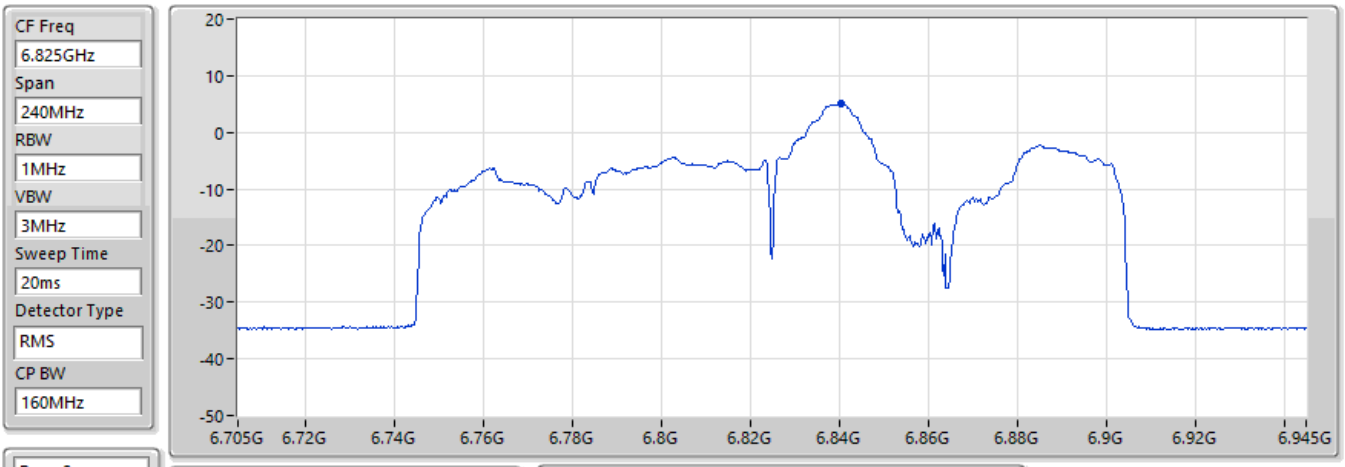

EIRP PSD (dBm)
4.96

EIRP=Pr+Lp [Lp Free Space Path Loss]
Pr=Pmeas-Gr+Lc-Gamp

Pmeas	Gr (dBi)	Lc (dB)	Gamp (dB)	Lp (dB)
-16.30	10.86	8.49	35.11	58.74

EIRP PSD;Band:7.0G;be160,BF;BWch:160MHz;Nss:1,(M0);Nant:4;Ch:6985MHz;TX

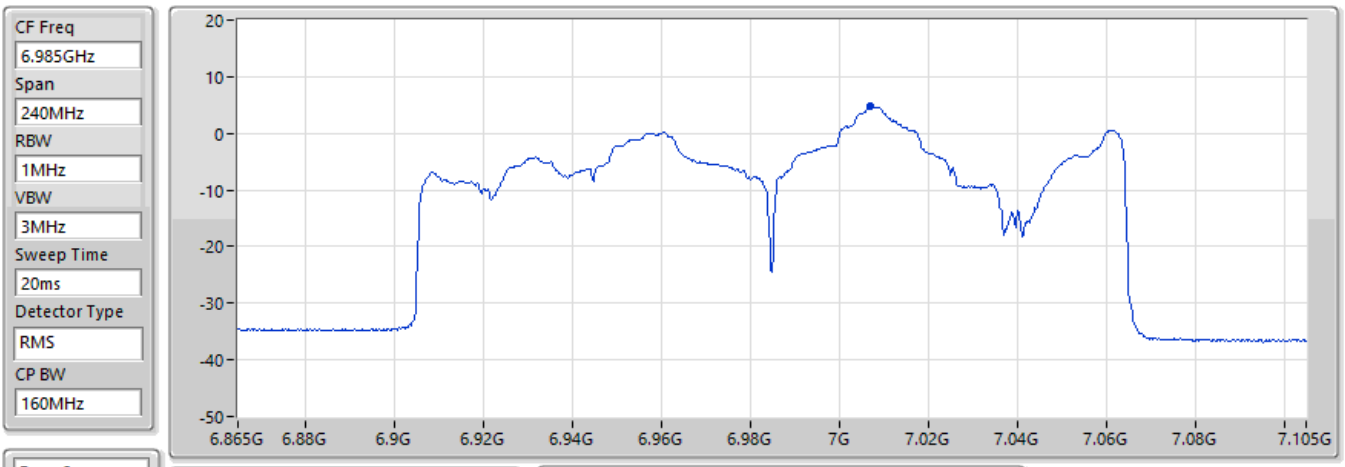

EIRP PSD (dBm)
4.83

EIRP=Pr+Lp [Lp Free Space Path Loss]
Pr=Pmeas-Gr+Lc-Gamp

Pmeas	Gr (dBi)	Lc (dB)	Gamp (dB)	Lp (dB)
-16.43	10.97	8.61	35.33	58.95

EIRP PSD;Band:6.2G;be320,BF;BWch:320MHz;Nss:1,(M0);Nant:4;Ch:6105MHz;TX

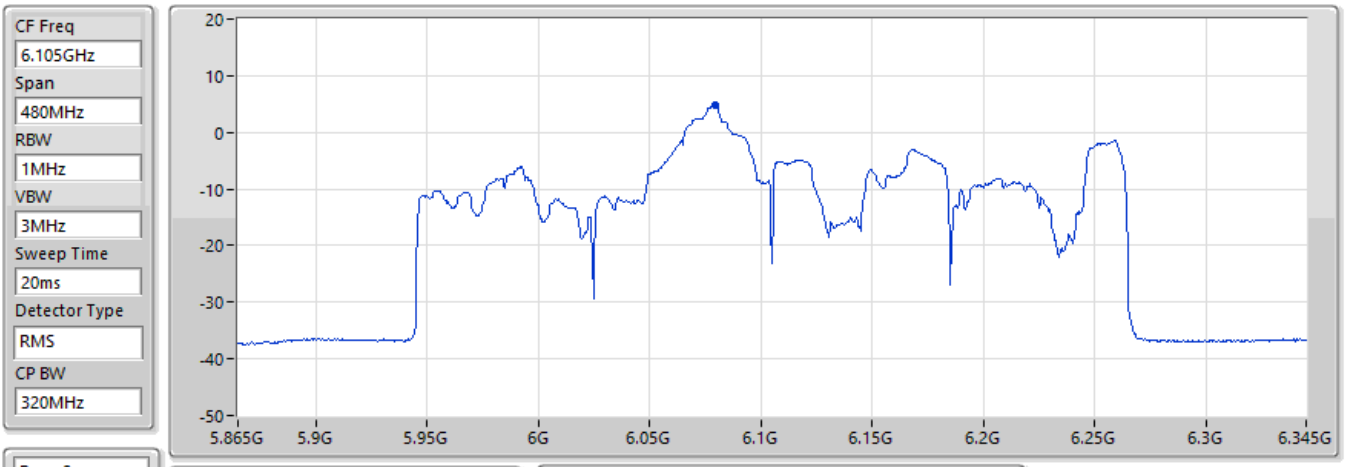

Page 8

EIRP PSD (dBm)
4.81

EIRP=Pr+Lp [Lp Free Space Path Loss]
Pr=Pmeas-Gr+Lc-Gamp

Pmeas	Gr (dBi)	Lc (dB)	Gamp (dB)	Lp (dB)
-13.98	11.66	8.18	35.45	57.72

EIRP PSD;Band:6.2G;be320,BF;BWch:320MHz;Nss:1,(M0);Nant:4;Ch:6265MHz;TX

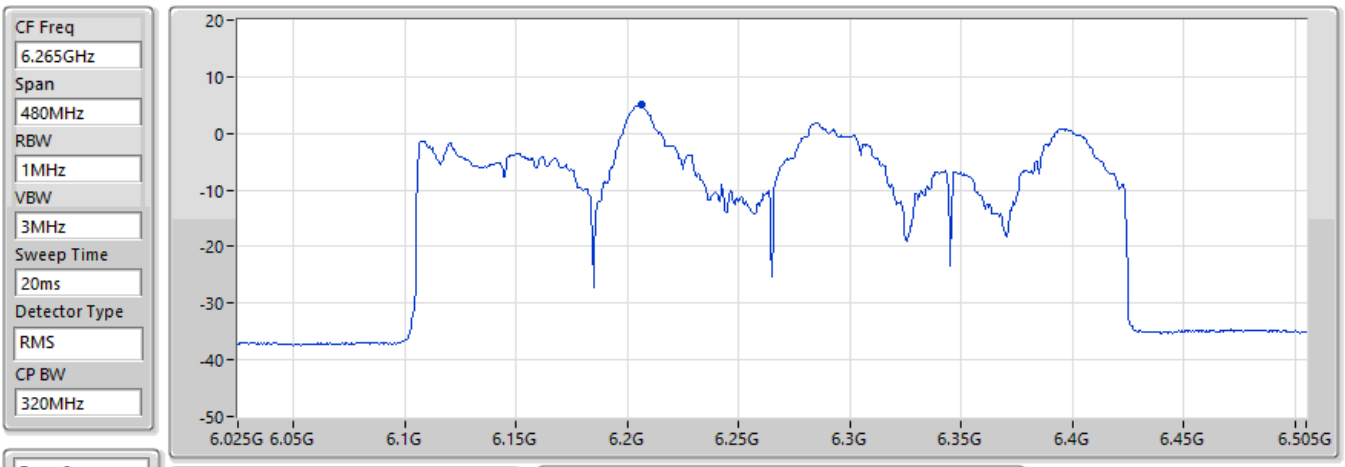

Page 8

EIRP PSD (dBm)
4.98

EIRP=Pr+Lp [Lp Free Space Path Loss]
Pr=Pmeas-Gr+Lc-Gamp

Pmeas	Gr (dBi)	Lc (dB)	Gamp (dB)	Lp (dB)
-14.25	11.69	8.23	35.21	57.90

EIRP PSD;Band:6.2G;be320,BF;BWch:320MHz;Nss:1,(M0);Nant:4;Ch:6425MHz;TX

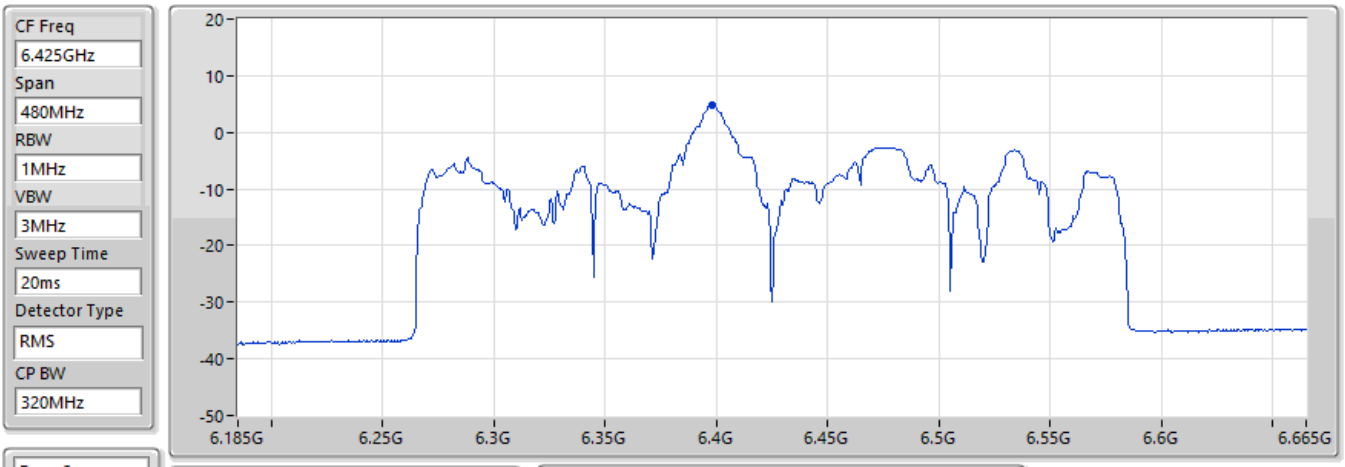

EIRP PSD (dBm)
4.81

EIRP=Pr+Lp [Lp Free Space Path Loss]
Pr=Pmeas-Gr+Lc-Gamp

Pmeas	Gr (dBi)	Lc (dB)	Gamp (dB)	Lp (dB)
-15.50	11.40	8.38	34.83	58.16

EIRP PSD;Band:6.7G;be320,BF;BWch:320MHz;Nss:1,(M0);Nant:4;Ch:6585MHz;TX

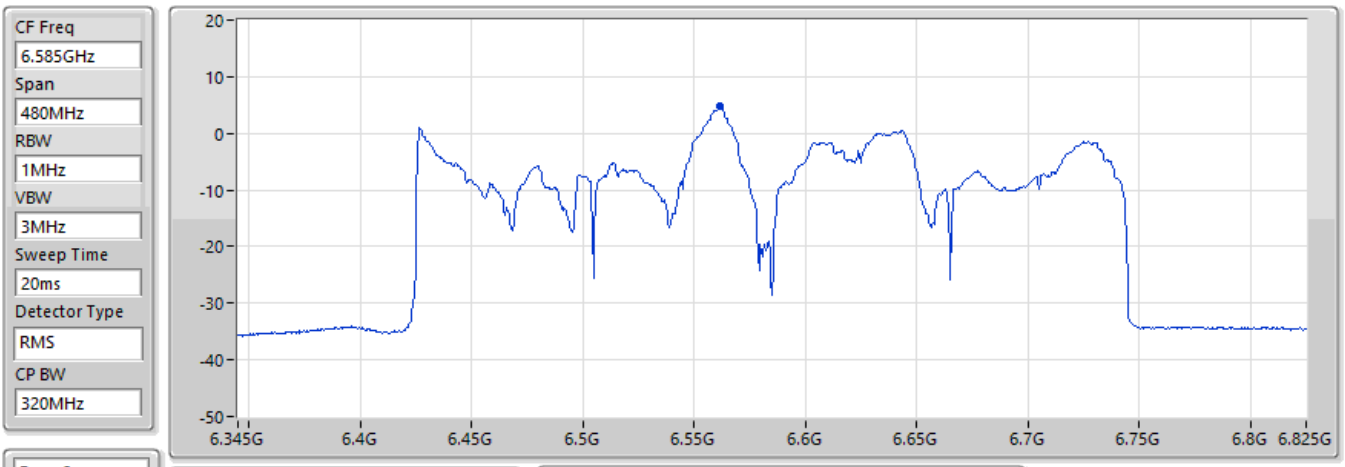

EIRP PSD (dBm)
4.9

EIRP=Pr+Lp [Lp Free Space Path Loss]
Pr=Pmeas-Gr+Lc-Gamp

Pmeas	Gr (dBi)	Lc (dB)	Gamp (dB)	Lp (dB)
-16.19	10.81	8.24	34.72	58.38

EIRP PSD;Band:6.7G;be320,BF;BWch:320MHz;Nss:1,(M0);Nant:4;Ch:6745MHz;TX

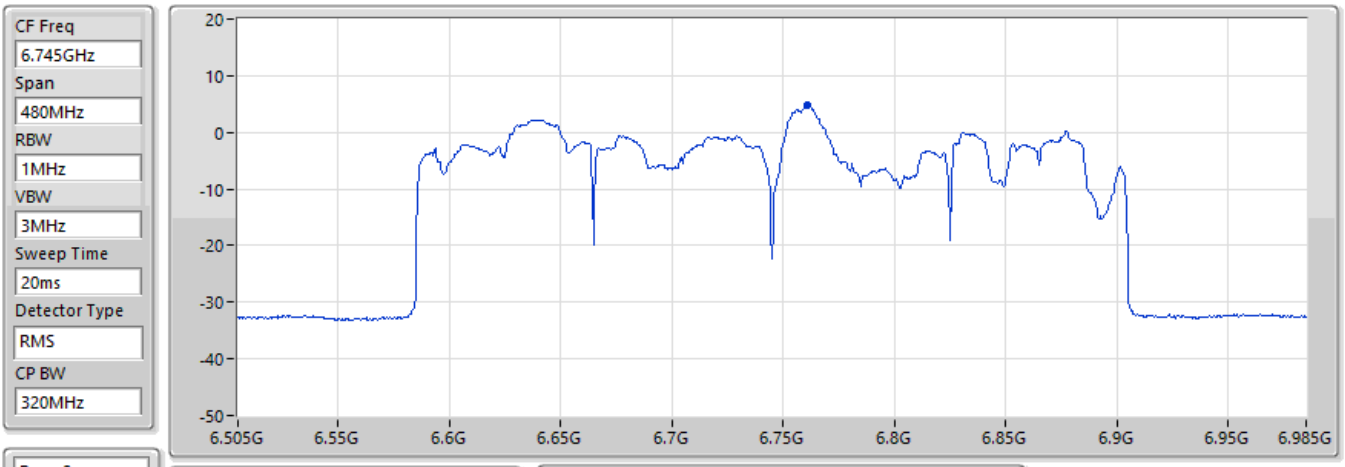

Page 8

EIRP PSD (dBm)
4.91

EIRP=Pr+Lp [Lp Free Space Path Loss]
Pr=Pmeas-Gr+Lc-Gamp

Pmeas	Gr (dBi)	Lc (dB)	Gamp (dB)	Lp (dB)
-16.52	10.62	8.41	35.00	58.64

EIRP PSD;Band:6.7G;be320,BF;BWch:320MHz;Nss:1,(M0);Nant:4;Ch:6905MHz;TX

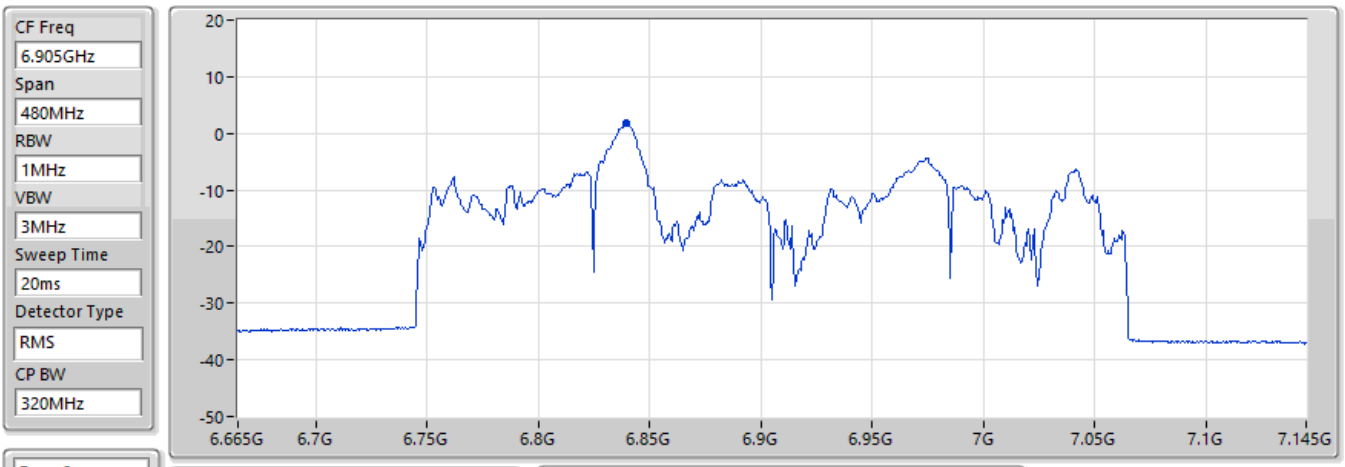

Page 8

EIRP PSD (dBm)
1.77

EIRP=Pr+Lp [Lp Free Space Path Loss]
Pr=Pmeas-Gr+Lc-Gamp

Pmeas	Gr (dBi)	Lc (dB)	Gamp (dB)	Lp (dB)
-19.49	10.86	8.49	35.11	58.74

Summary

Mode	EIRP PD (dBm/RBW)
5.925-6.425GHz	-
802.11be EHT80_Nss1,(MCS0),RU484+RU242_4TX	4.79
802.11be EHT160_Nss1,(MCS0),RU996+RU484+RU242_4TX	4.72
802.11be EHT160_Nss1,(MCS0),RU996+RU484_4TX	4.83
802.11be EHT320_Nss1,(MCS0),3xRU996+RU484_4TX	4.59
802.11be EHT320_Nss1,(MCS0),3xRU996_4TX	4.53
802.11be EHT320_Nss1,(MCS0),2xRU996+RU484_4TX	4.65
6.525-6.875GHz	-
802.11be EHT320_Nss1,(MCS0),3xRU996+RU484_4TX	0.36
802.11be EHT320_Nss1,(MCS0),3xRU996_4TX	0.42
802.11be EHT320_Nss1,(MCS0),2xRU996+RU484_4TX	0.44
6.875-7.125GHz	-
802.11be EHT80_Nss1,(MCS0),RU484+RU242_4TX	4.78
802.11be EHT160_Nss1,(MCS0),RU996+RU484+RU242_4TX	4.85
802.11be EHT160_Nss1,(MCS0),RU996+RU484_4TX	4.80

RBW = 500kHz for 5.725-5.85GHz band / 1MHz for other band;

Result

Mode	Result	EIRP PD (dBm/RBW)	EIRP PD Limit (dBm/RBW)
802.11be EHT80_Nss1,(MCS0),RU484+RU242 MRU 3_4TX	-	-	-
5985MHz	Pass	4.79	5.00
802.11be EHT80_Nss1,(MCS0),RU484+RU242 MRU 3_4TX	-	-	-
7025MHz	Pass	4.78	5.00
802.11be EHT160_Nss1,(MCS0),RU996+RU484+RU242 MRU 5_4TX	-	-	-
6025MHz	Pass	4.72	5.00
802.11be EHT160_Nss1,(MCS0),RU996+RU484 MRU 3_4TX	-	-	-
6025MHz	Pass	4.83	5.00
802.11be EHT160_Nss1,(MCS0),RU996+RU484+RU242 MRU 4_4TX	-	-	-
6985MHz	Pass	4.85	5.00
802.11be EHT160_Nss1,(MCS0),RU996+RU484 MRU 2_4TX	-	-	-
6985MHz	Pass	4.80	5.00
802.11be EHT320_Nss1,(MCS0),3xRU996+RU484 MRU 8_4TX	-	-	-
6105MHz	Pass	4.59	5.00
802.11be EHT320_Nss1,(MCS0),3xRU996 MRU 2_4TX	-	-	-
6105MHz	Pass	4.53	5.00
802.11be EHT320_Nss1,(MCS0),2xRU996+RU484 MRU 3_4TX	-	-	-
6105MHz	Pass	4.65	5.00
802.11be EHT320_Nss1,(MCS0),3xRU996+RU484 MRU 2_4TX	-	-	-
6905MHz Straddle 6.525-6.875GHz	Pass	0.36	5.00
802.11be EHT320_Nss1,(MCS0),3xRU996 MRU 2_4TX	-	-	-
6905MHz Straddle 6.525-6.875GHz	Pass	0.42	5.00
802.11be EHT320_Nss1,(MCS0),2xRU996+RU484 MRU 8_4TX	-	-	-
6905MHz Straddle 6.525-6.875GHz	Pass	0.44	5.00

DG = Directional Gain; RBW = 500kHz for 5.725-5.85GHz band / 1MHz for other band;
PD = trace bin-by-bin of each transmits port summing can be performed maximum power density; Port X = Port X Power Density;
Inf = There's no restriction for the limit.

EIRP PSD;Band:6.2G;be80;BWch:80MHz;Nss:1,(M0),RU484+RU242 MRU 3;Nant:4;Ch:5985MHz;TX

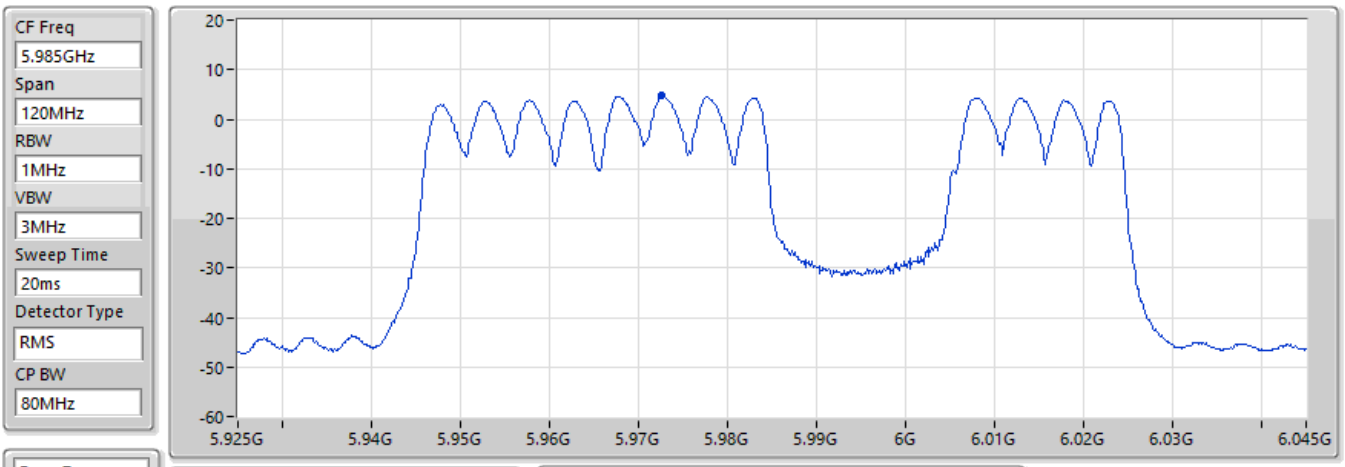

EIRP PSD (dBm)
4.79

EIRP=Pr+Lp [Lp Free Space Path Loss]
Pr=Pmeas-Gr+Lc-Gamp

Pmeas	Gr (dBi)	Lc (dB)	Gamp (dB)	Lp (dB)
-2.79	13.30	6.36	43.05	57.57

EIRP PSD;Band:7.0G;be80;BWch:80MHz;Nss:1,(M0),RU484+RU242 MRU 3;Nant:4;Ch:7025MHz;TX

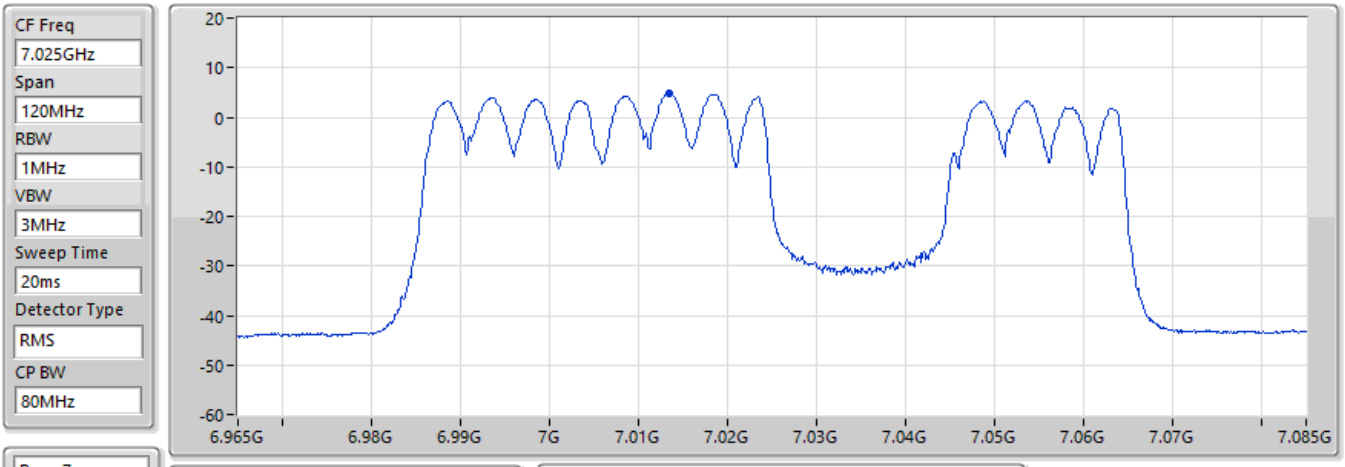

EIRP PSD (dBm)
4.78

EIRP=Pr+Lp [Lp Free Space Path Loss]
Pr=Pmeas-Gr+Lc-Gamp

Pmeas	Gr (dBi)	Lc (dB)	Gamp (dB)	Lp (dB)
-6.88	11.97	7.00	42.33	58.96

EIRP PSD;Band:6.2G;be160;BWch:160MHz;Nss:1,(M0),RU996+RU484+RU242 MRU 5;Nant:4;Ch:6025MHz;TX

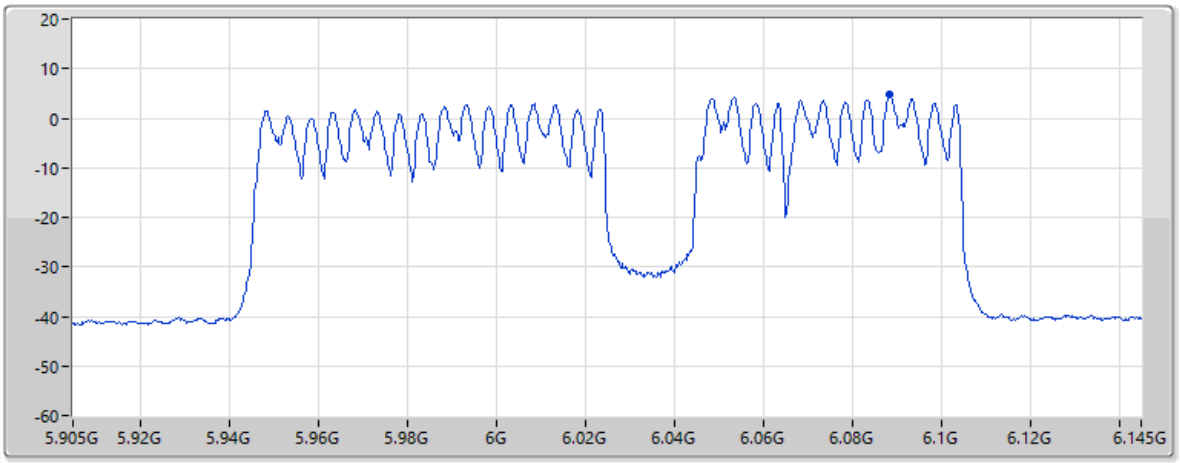

Page 7

EIRP PSD (dBm)
4.72

EIRP=Pr+Lp [Lp Free Space Path Loss]
Pr=Pmeas-Gr+Lc-Gamp

Pmeas	Gr (dBi)	Lc (dB)	Gamp (dB)	Lp (dB)
-12.58	13.38	7.54	34.59	57.73

EIRP PSD;Band:6.2G;be160;BWch:160MHz;Nss:1,(M0),RU996+RU484+RU242 MRU 5;Nant:4;Ch:6025MHz;TX

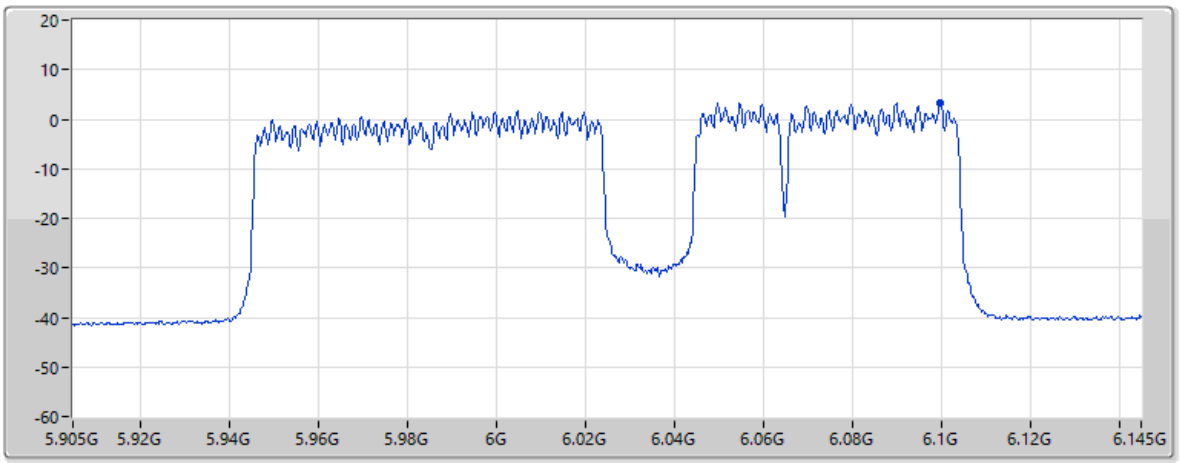

Page 8

EIRP PSD (dBm)
3.2

EIRP=Pr+Lp [Lp Free Space Path Loss]
Pr=Pmeas-Gr+Lc-Gamp

Pmeas	Gr (dBi)	Lc (dB)	Gamp (dB)	Lp (dB)
-14.12	13.40	7.55	34.58	57.75

EIRP PSD;Band:6.2G;be160;BWch:160MHz;Nss:1,(M0),RU996+RU484 MRU 3;Nant:4;Ch:6025MHz;TX

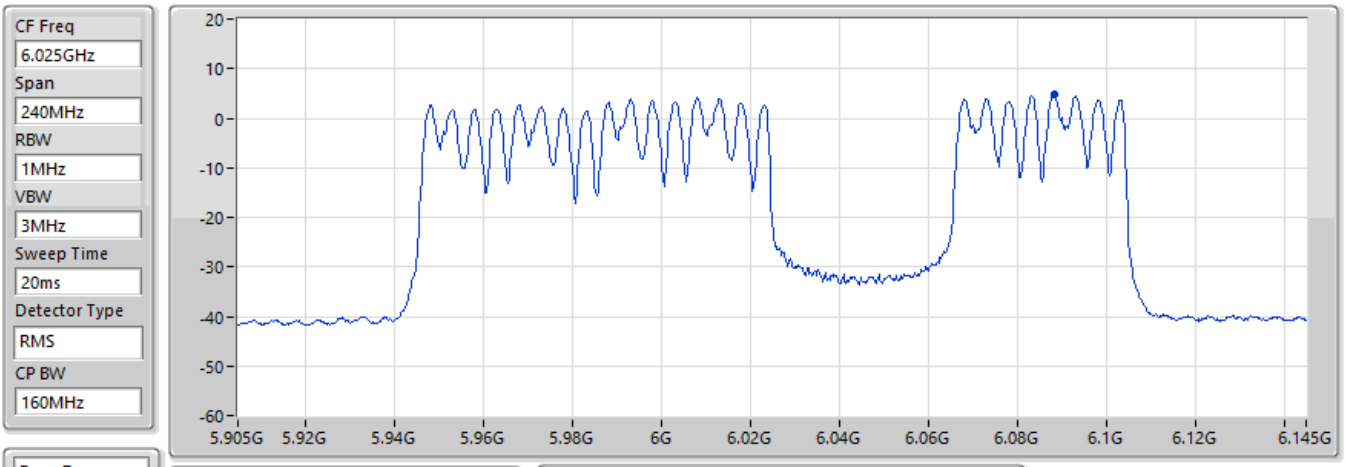

Page 7

EIRP PSD (dBm)
4.83

EIRP=Pr+Lp [Lp Free Space Path Loss]
Pr=Pmeas-Gr+Lc-Gamp

Pmeas	Gr (dBi)	Lc (dB)	Gamp (dB)	Lp (dB)
-12.47	13.38	7.54	34.59	57.73

EIRP PSD;Band:7.0G;be160;BWch:160MHz;Nss:1,(M0),RU996+RU484+RU242 MRU 4;Nant:4;Ch:6985MHz;TX

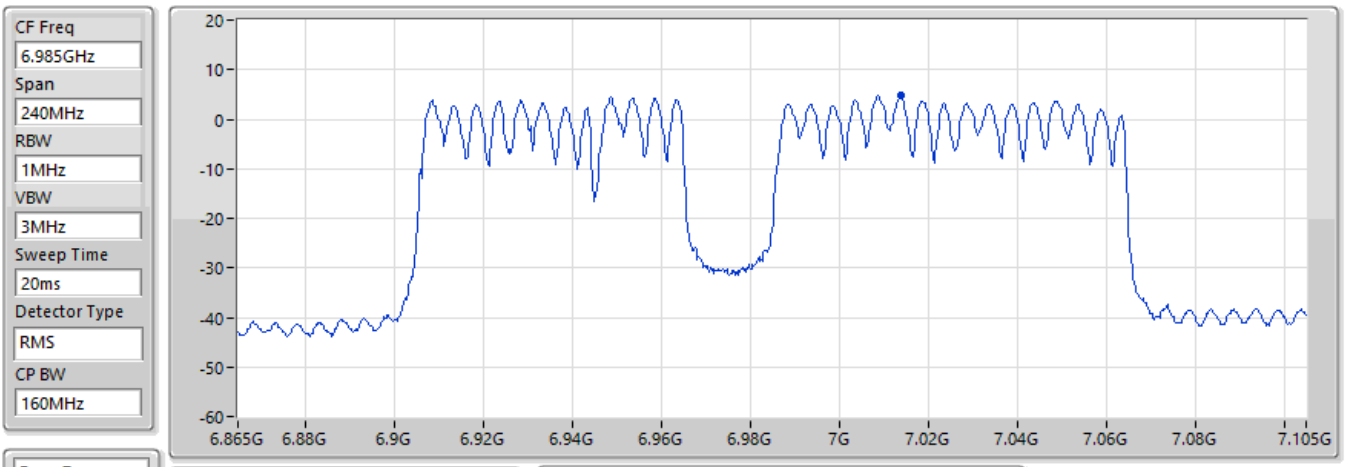

Page 7

EIRP PSD (dBm)
4.85

EIRP=Pr+Lp [Lp Free Space Path Loss]
Pr=Pmeas-Gr+Lc-Gamp

Pmeas	Gr (dBi)	Lc (dB)	Gamp (dB)	Lp (dB)
-6.81	11.97	7.00	42.33	58.96

EIRP PSD;Band:7.0G;be160;BWch:160MHz;Nss:1,(M0),RU996+RU484 MRU 2;Nant:4;Ch:6985MHz;TX

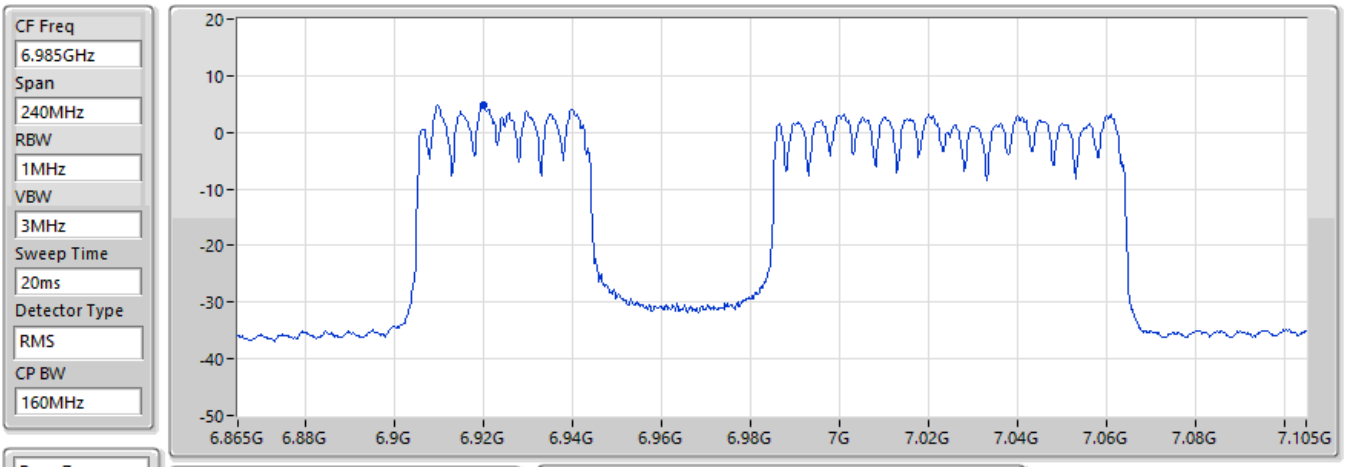

Page 7

EIRP PSD (dBm)
4.8

EIRP=Pr+Lp [Lp Free Space Path Loss]
Pr=Pmeas-Gr+Lc-Gamp

Pmeas	Gr (dBi)	Lc (dB)	Gamp (dB)	Lp (dB)
-15.92	12.02	8.08	34.18	58.84

EIRP PSD;Band:6.2G;be320;BWch:320MHz;Nss:1,(M0),3xRU996+RU484 MRU 8;Nant:4;Ch:6105MHz;TX

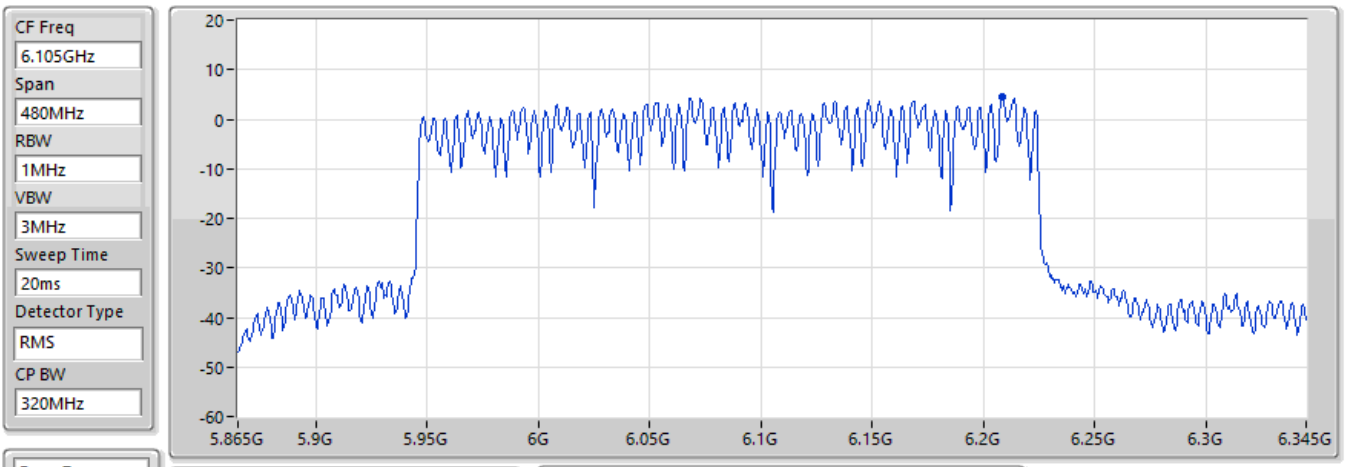

Page 7

EIRP PSD (dBm)
4.59

EIRP=Pr+Lp [Lp Free Space Path Loss]
Pr=Pmeas-Gr+Lc-Gamp

Pmeas	Gr (dBi)	Lc (dB)	Gamp (dB)	Lp (dB)
-3.78	13.18	6.61	42.96	57.90

EIRP PSD;Band:6.2G;be320;BWch:320MHz;Nss:1,(M0),3xRU996 MRU 2;Nant:4;Ch:6105MHz;TX

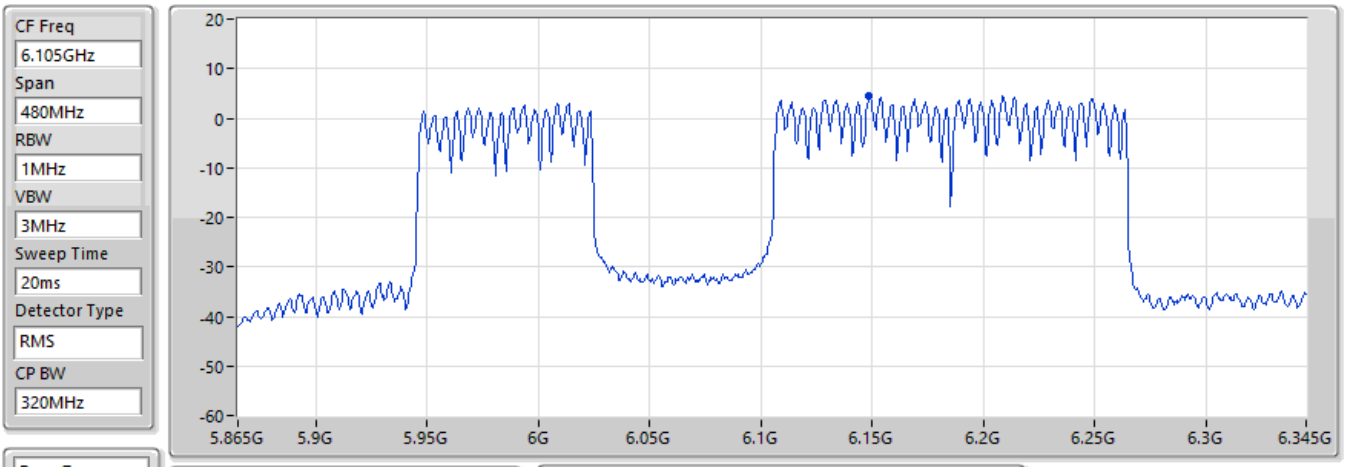

EIRP PSD (dBm)
4.53

EIRP=Pr+Lp [Lp Free Space Path Loss]
Pr=Pmeas-Gr+Lc-Gamp

Pmeas	Gr (dBi)	Lc (dB)	Gamp (dB)	Lp (dB)
-13.05	13.30	7.59	34.53	57.82

EIRP PSD;Band:6.2G;be320;BWch:320MHz;Nss:1,(M0),2xRU996+RU484 MRU 3;Nant:4;Ch:6105MHz;TX

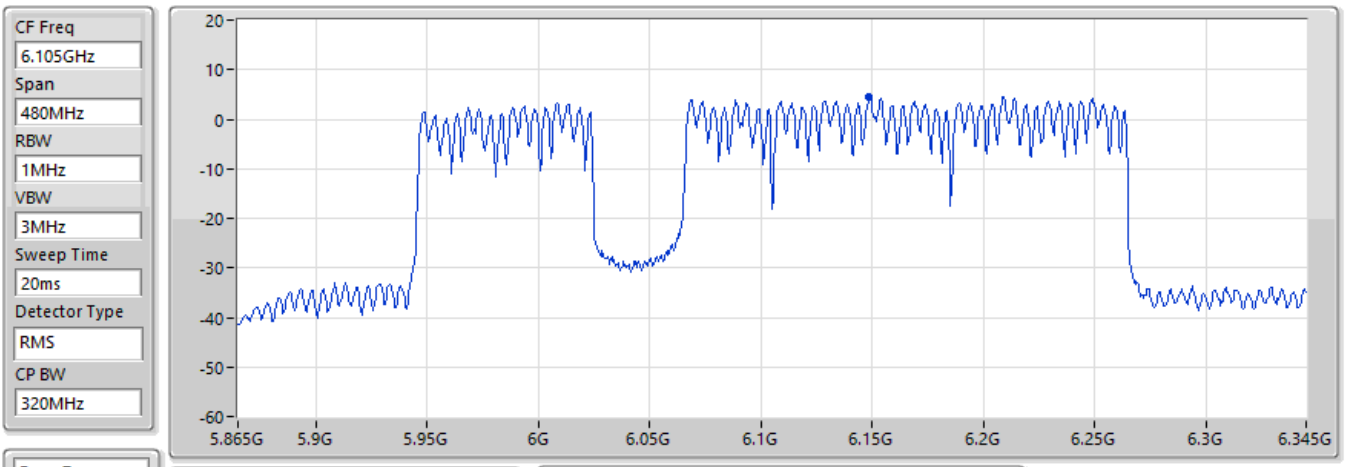

EIRP PSD (dBm)
4.65

EIRP=Pr+Lp [Lp Free Space Path Loss]
Pr=Pmeas-Gr+Lc-Gamp

Pmeas	Gr (dBi)	Lc (dB)	Gamp (dB)	Lp (dB)
-12.93	13.30	7.59	34.53	57.82

EIRP PSD;Band:6.7G;be320;BWch:320MHz;Nss:1,(M0),3xRU996+RU484 MRU 2;Nant:4;Ch:6905MHz;TX

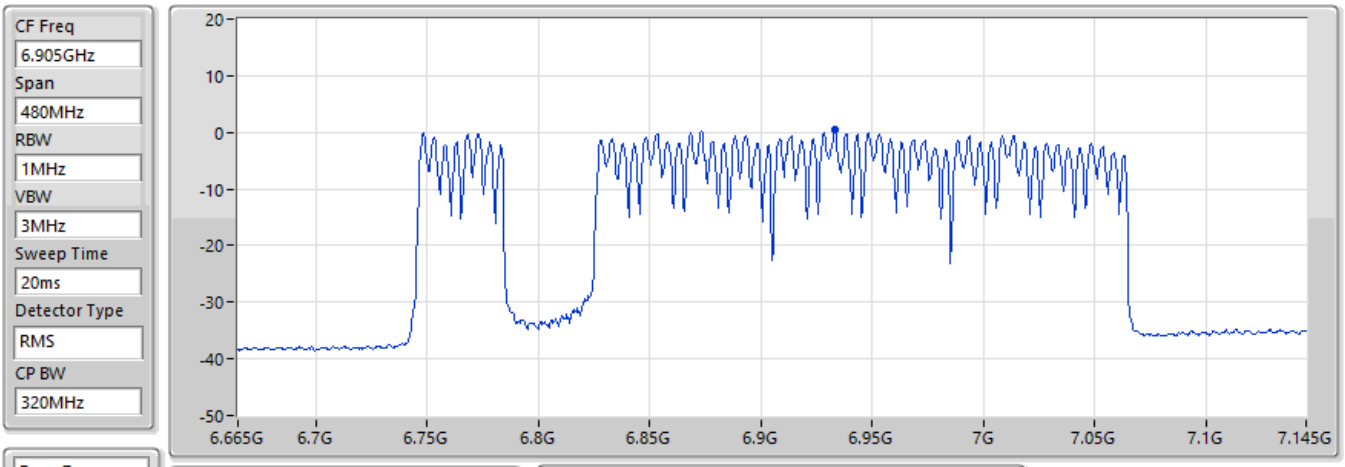

Page 7

EIRP PSD (dBm)
0.36

EIRP=Pr+Lp [Lp Free Space Path Loss]
Pr=Pmeas-Gr+Lc-Gamp

Pmeas	Gr (dBi)	Lc (dB)	Gamp (dB)	Lp (dB)
-20.44	11.97	8.09	34.18	58.86

EIRP PSD;Band:6.7G;be320;BWch:320MHz;Nss:1,(M0),3xRU996 MRU 2;Nant:4;Ch:6905MHz;TX

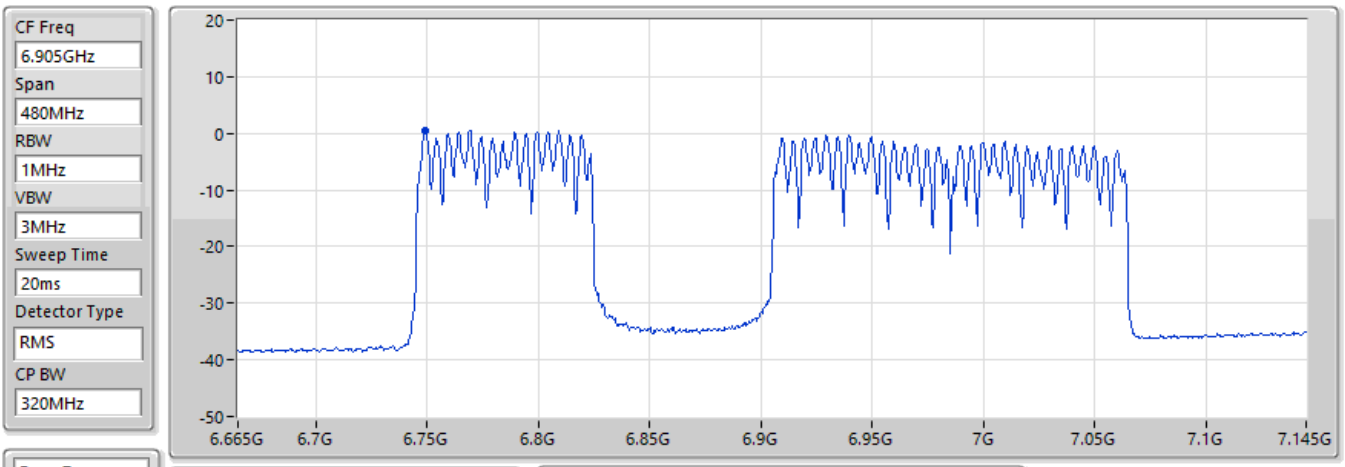

Page 7

EIRP PSD (dBm)
0.42

EIRP=Pr+Lp [Lp Free Space Path Loss]
Pr=Pmeas-Gr+Lc-Gamp

Pmeas	Gr (dBi)	Lc (dB)	Gamp (dB)	Lp (dB)
-19.57	12.40	7.95	34.19	58.63

EIRP PSD;Band:6.7G;be320;BWch:320MHz;Nss:1,(M0),2xRU996+RU484 MRU 8;Nant:4;Ch:6905MHz;TX

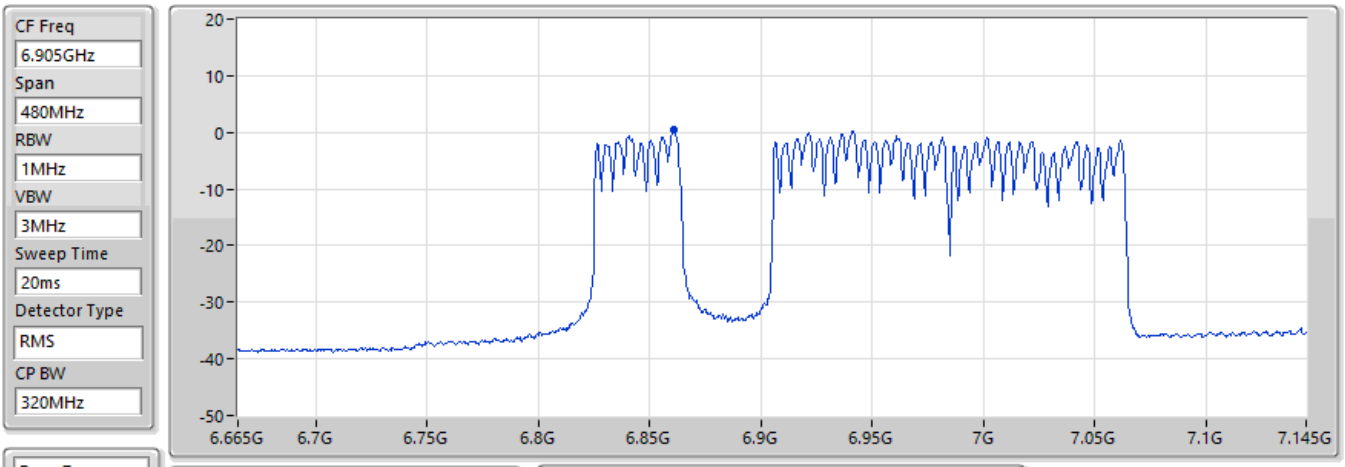

Page 7

EIRP PSD (dBm)
0.44

EIRP=Pr+Lp [Lp Free Space Path Loss]
Pr=Pmeas-Gr+Lc-Gamp

Pmeas	Gr (dBi)	Lc (dB)	Gamp (dB)	Lp (dB)
-19.85	12.33	8.03	34.18	58.77

Summary

Mode	Result	Type	Freq (Hz)	Level (dBuV/m)	Limit (dBuV/m)	Margin (dB)	Condition
Mode 1	Pass	QP	37.76M	37.46	40.00	-2.54	Vertical

Mode 1

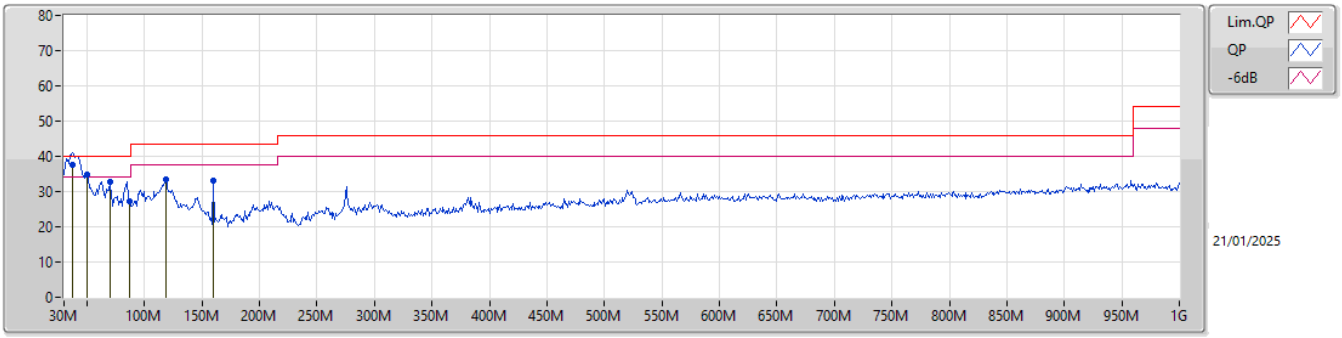

Type	Freq	Level	Limit	Margin	Factor	Dist	Condition	Azimuth	Height	Comment	Raw	AF	CL	PA
	(Hz)	(dBuV/m)	(dBuV/m)	(dB)	(dB/m)	(m)		(°)	(m)		(dBuV)	(dB/m)	(dB)	(dB)
QP	37.76M	37.46	40.00	-2.54	-10.04	3	Vertical	145	1.00	"Worst"	47.50	20.27	1.21	31.52
PK	50.37M	34.78	40.00	-5.22	-16.04	3	Vertical	360	3.00	-	50.82	14.25	1.34	31.63
PK	69.77M	32.87	40.00	-7.13	-17.57	3	Vertical	25	1.50	-	50.44	12.57	1.56	31.70
PK	87.23M	27.38	40.00	-12.62	-15.72	3	Vertical	155	1.25	-	43.10	14.43	1.58	31.73
PK	118.27M	33.31	43.50	-10.19	-11.67	3	Vertical	183	1.00	-	44.98	18.09	1.99	31.75
PK	159.98M	32.94	43.50	-10.56	-13.41	3	Vertical	360	1.50	-	46.35	16.05	2.30	31.76

Mode 1

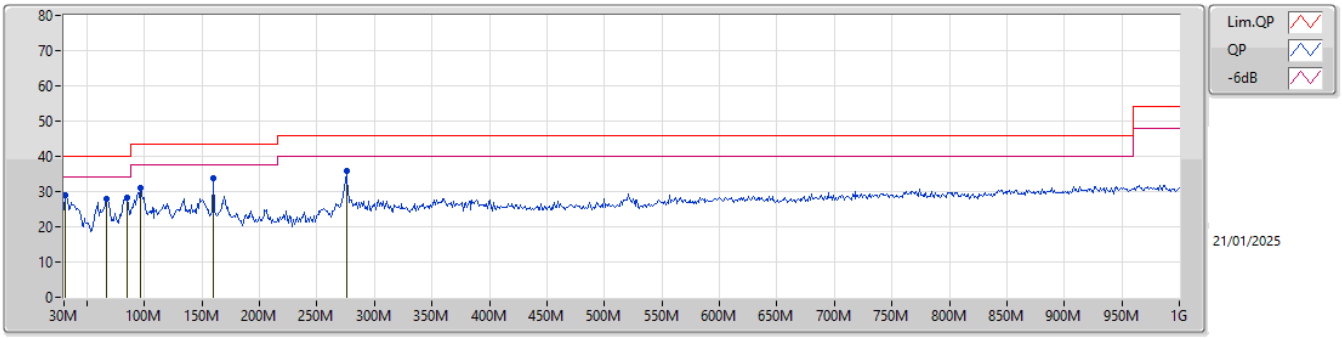

Type	Freq	Level	Limit	Margin	Factor	Dist	Condition	Azimuth	Height	Comment	Raw	AF	CL	PA
	(Hz)	(dBuV/m)	(dBuV/m)	(dB)	(dB/m)	(m)		(°)	(m)		(dBuV)	(dB/m)	(dB)	(dB)
PK	30.97M	28.82	40.00	-11.18	-6.22	3	Horizontal	18	1.00	-	35.04	24.03	1.15	31.40
PK	66.86M	27.82	40.00	-12.18	-17.65	3	Horizontal	77	3.00	-	45.47	12.49	1.55	31.69
PK	85.29M	28.35	40.00	-11.65	-16.16	3	Horizontal	250	2.00	-	44.51	13.98	1.59	31.73
PK	96.93M	31.16	43.50	-12.34	-13.77	3	Horizontal	84	2.00	-	44.93	16.27	1.71	31.75
PK	159.98M	33.80	43.50	-9.70	-13.41	3	Horizontal	278	1.50	"Worst"	47.21	16.05	2.30	31.76
PK	275.41M	35.83	46.00	-10.17	-10.12	3	Horizontal	233	1.00	-	45.95	18.73	2.98	31.83

Summary

Mode	Result	Type	Freq (Hz)	Level (dBuV/m)	Limit (dBuV/m)	Margin (dB)	Dist (m)	Condition	Azimuth (°)	Height (m)	Comments
5.925-6.425GHz	-	-	-	-	-	-	-	-	-	-	-
802.11be EHT80-BF_Nss1,(MCS0)_4TX	Pass	RMS	5.9246G	68.18	68.20	-0.02	3	Vertical	250	1.58	-

5.925-6.425GHz_802.11be EHT20_Nss1,(MCS0)_4TX

5955MHz_TX

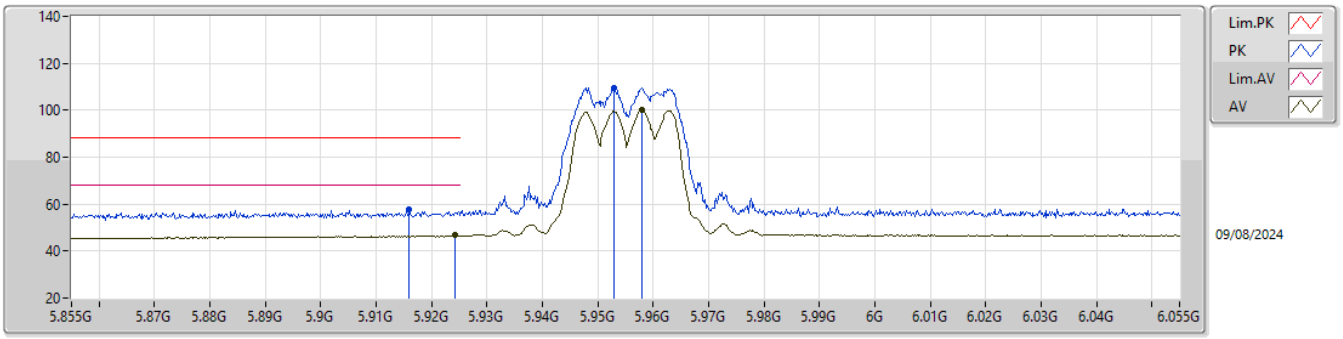

EUT Y_4TX
Setting 34
04-H-E-5-10

Type	Freq	Level	Limit	Margin	Raw	Dist	Condition	Azimuth	Height	Comment	AF	CL	PA
	(Hz)	(dBuV/m)	(dBuV/m)	(dB)	(dBuV)	(m)		(°)	(m)		(dB)	(dB)	(dB)
PK	5.916G	57.58	88.20	-30.62	59.56	3	Vertical	177	1.65	-	34.80	6.30	43.08
RMS	5.9242G	46.80	68.20	-21.40	48.71	3	Vertical	177	1.65	-	34.85	6.31	43.07
PK	5.953G	109.60	Inf	-Inf	111.32	3	Vertical	177	1.65	-	35.00	6.34	43.06
RMS	5.958G	100.09	Inf	-Inf	101.80	3	Vertical	177	1.65	-	35.00	6.34	43.05

5.925-6.425GHz_802.11be EHT20_Nss1,(MCS0)_4TX

5955MHz_TX

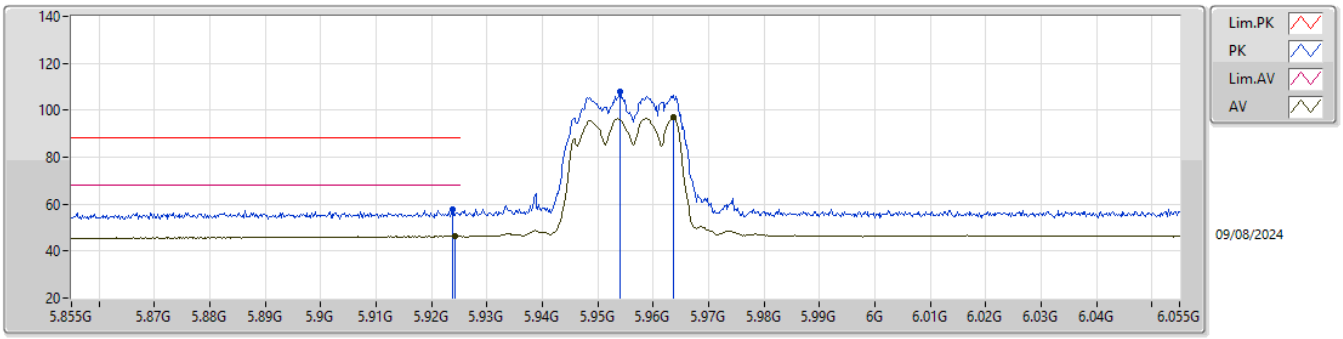

EUT Y_4TX
Setting 34
04-H-E-5-10

Type	Freq	Level	Limit	Margin	Raw	Dist	Condition	Azimuth	Height	Comment	AF	CL	PA
	(Hz)	(dBuV/m)	(dBuV/m)	(dB)	(dBuV)	(m)		(°)	(m)		(dB)	(dB)	(dB)
PK	5.9238G	57.60	88.20	-30.60	59.52	3	Horizontal	350	1.35	-	34.84	6.31	43.07
RMS	5.9242G	46.62	68.20	-21.58	48.53	3	Horizontal	350	1.35	-	34.85	6.31	43.07
PK	5.954G	107.73	Inf	-Inf	109.45	3	Horizontal	350	1.35	-	35.00	6.34	43.06
RMS	5.9636G	96.89	Inf	-Inf	98.59	3	Horizontal	350	1.35	-	35.00	6.35	43.05

5.925-6.425GHz_802.11be EHT20_Nss1,(MCS0)_4TX

5955MHz_TX

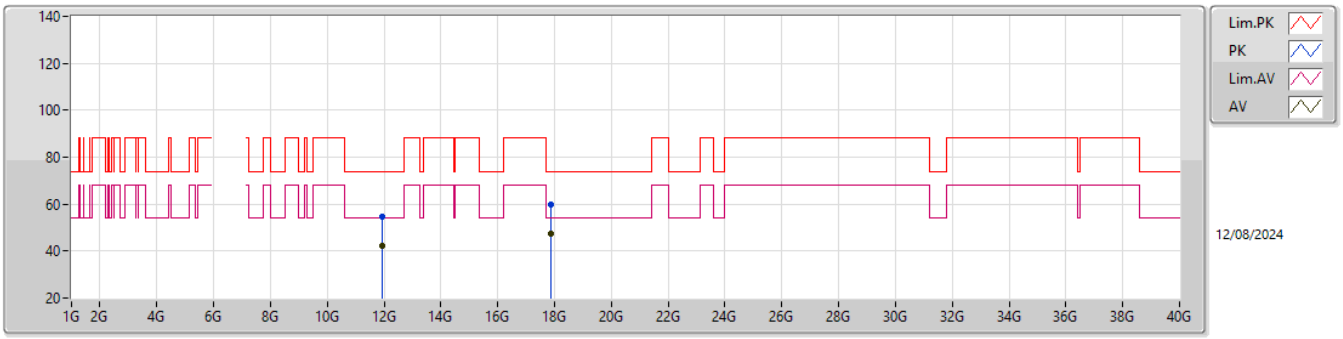

EUT Y_4TX
Setting 34
04-H-E-5

Type	Freq	Level	Limit	Margin	Raw	Dist	Condition	Azimuth	Height	Comment	AF	CL	PA
	(Hz)	(dBuV/m)	(dBuV/m)	(dB)	(dBuV)	(m)		(°)	(m)		(dB)	(dB)	(dB)
PK	11.9205G	54.71	74.00	-19.29	49.36	3	Vertical	309	1.88	-	38.60	9.69	42.94
AV	11.92047G	42.38	54.00	-11.62	37.03	3	Vertical	309	1.88	-	38.60	9.69	42.94
PK	17.87568G	59.98	74.00	-14.02	47.19	3	Vertical	32	1.96	-	41.45	12.96	41.62
AV	17.87103G	47.57	54.00	-6.43	34.80	3	Vertical	32	1.96	-	41.44	12.96	41.63

5.925-6.425GHz_802.11be EHT20_Nss1,(MCS0)_4TX

5955MHz_TX

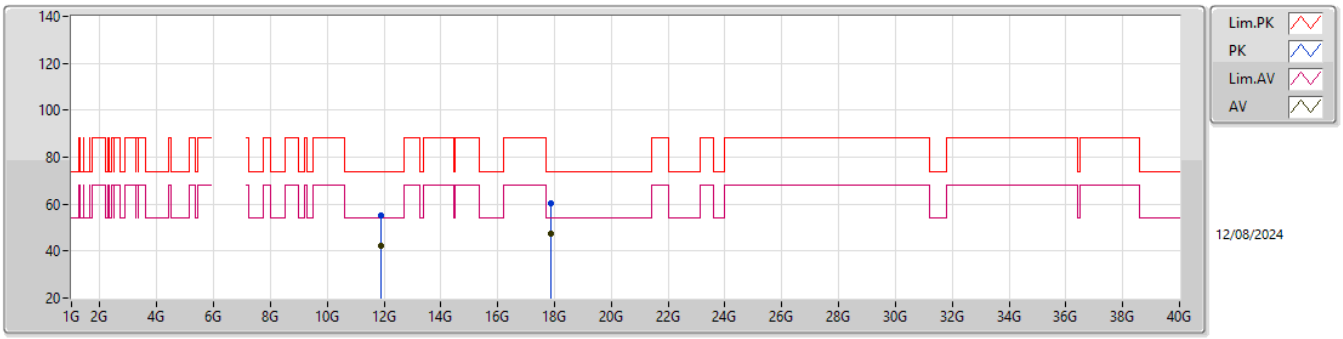

EUT Y_4TX
Setting 34
04-H-E-5

Type	Freq	Level	Limit	Margin	Raw	Dist	Condition	Azimuth	Height	Comment	AF	CL	PA
	(Hz)	(dBuV/m)	(dBuV/m)	(dB)	(dBuV)	(m)		(°)	(m)		(dB)	(dB)	(dB)
PK	11.89887G	55.32	74.00	-18.68	49.99	3	Horizontal	323	1.77	-	38.60	9.68	42.95
AV	11.90976G	42.41	54.00	-11.59	37.08	3	Horizontal	323	1.77	-	38.60	9.68	42.95
PK	17.87136G	60.31	74.00	-13.69	47.54	3	Horizontal	137	2.26	-	41.44	12.96	41.63
AV	17.87271G	47.57	54.00	-6.43	34.78	3	Horizontal	137	2.26	-	41.45	12.96	41.62

5.925-6.425GHz_802.11be EHT20_Nss1,(MCS0)_4TX

5955MHz_TX

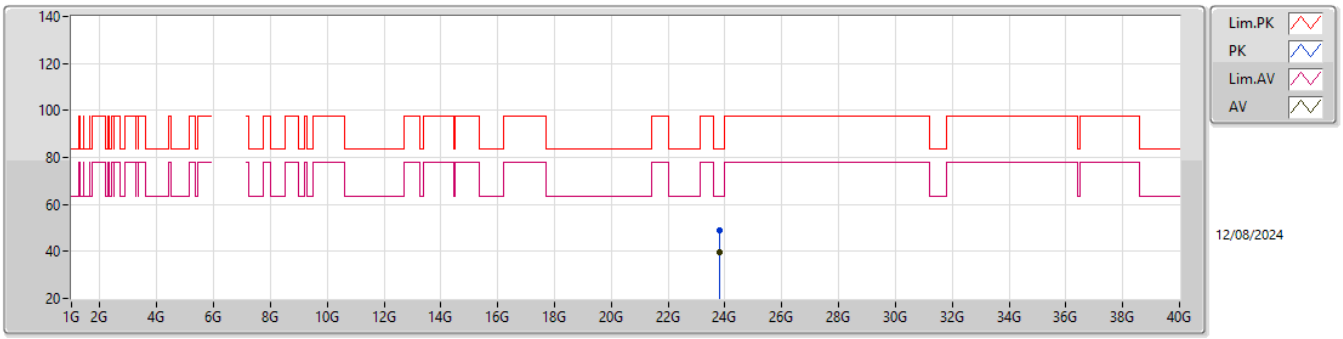

EUT Y_4TX
Setting 34
04-H-E-5

Type	Freq	Level	Limit	Margin	Raw	Dist	Condition	Azimuth	Height	Comment	AF	CL	PA
	(Hz)	(dBuV/m)	(dBuV/m)	(dB)	(dBuV)	(m)		(°)	(m)		(dB)	(dB)	(dB)
PK	23.81994G	48.83	83.54	-34.71	39.68	1	Vertical	308	1.74	-	38.98	17.35	47.18
AV	23.81988G	39.51	63.54	-24.03	30.36	1	Vertical	308	1.74	-	38.98	17.35	47.18

5.925-6.425GHz_802.11be EHT20_Nss1,(MCS0)_4TX

5955MHz_TX

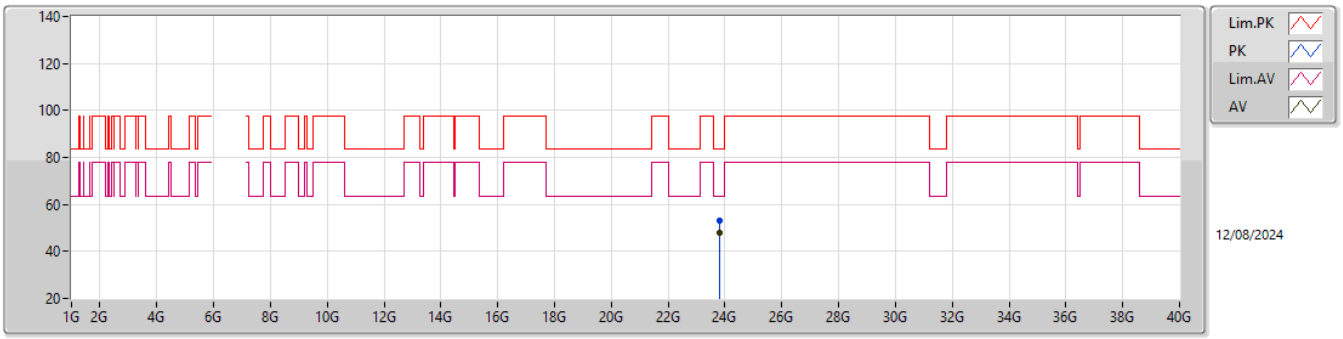

EUT Y_4TX
Setting 34
04-H-E-5

Type	Freq	Level	Limit	Margin	Raw	Dist	Condition	Azimuth	Height	Comment	AF	CL	PA
	(Hz)	(dBuV/m)	(dBuV/m)	(dB)	(dBuV)	(m)		(°)	(m)		(dB)	(dB)	(dB)
PK	23.81982G	53.05	83.54	-30.49	43.90	1	Horizontal	357	1.54	-	38.98	17.35	47.18
AV	23.81986G	47.76	63.54	-15.78	38.61	1	Horizontal	357	1.54	-	38.98	17.35	47.18

5.925-6.425GHz_802.11be EHT20_Nss1,(MCS0)_4TX

6195MHz_TX

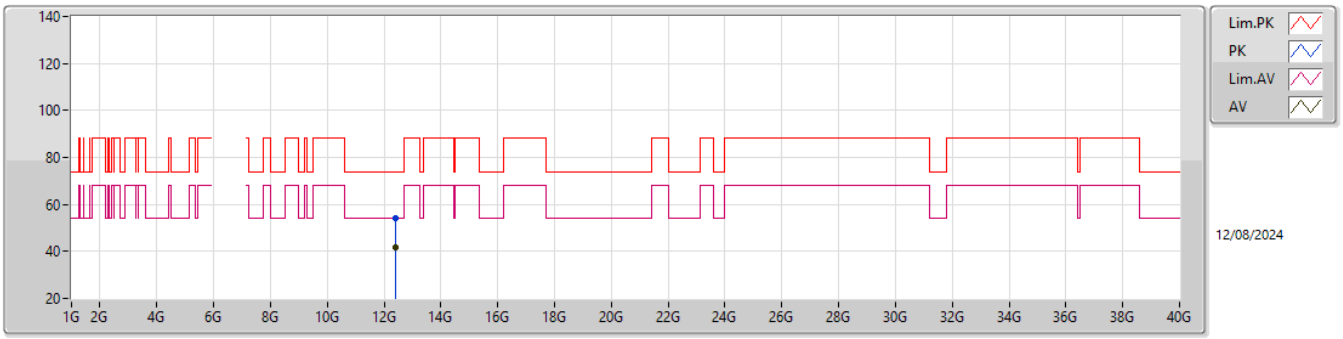

EUT Y_4TX
Setting 39
04-H-E-5

Type	Freq	Level	Limit	Margin	Raw	Dist	Condition	Azimuth	Height	Comment	AF	CL	PA
	(Hz)	(dBuV/m)	(dBuV/m)	(dB)	(dBuV)	(m)		(°)	(m)		(dB)	(dB)	(dB)
PK	12.39822G	54.16	74.00	-19.84	48.81	3	Vertical	152	1.80	-	38.50	9.88	43.03
AV	12.40014G	41.91	54.00	-12.09	36.56	3	Vertical	152	1.80	-	38.50	9.88	43.03

5.925-6.425GHz_802.11be EHT20_Nss1,(MCS0)_4TX

6195MHz_TX

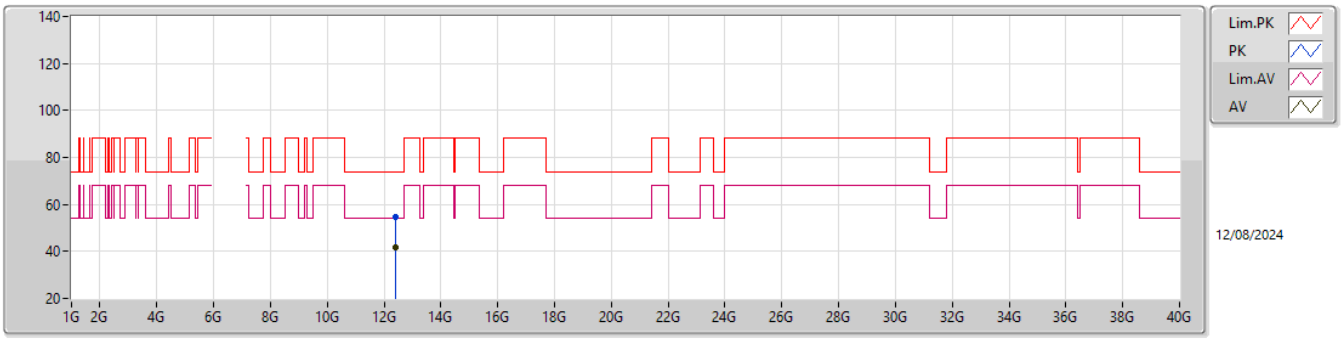

EUT Y_4TX
Setting 39
04-H-E-5

Type	Freq	Level	Limit	Margin	Raw	Dist	Condition	Azimuth	Height	Comment	AF	CL	PA
	(Hz)	(dBuV/m)	(dBuV/m)	(dB)	(dBuV)	(m)		(°)	(m)		(dB)	(dB)	(dB)
PK	12.39348G	54.40	74.00	-19.60	49.06	3	Horizontal	335	1.80	-	38.49	9.88	43.03
AV	12.3966G	41.89	54.00	-12.11	36.55	3	Horizontal	335	1.80	-	38.49	9.88	43.03

5.925-6.425GHz_802.11be EHT20_Nss1,(MCS0)_4TX

6195MHz_TX

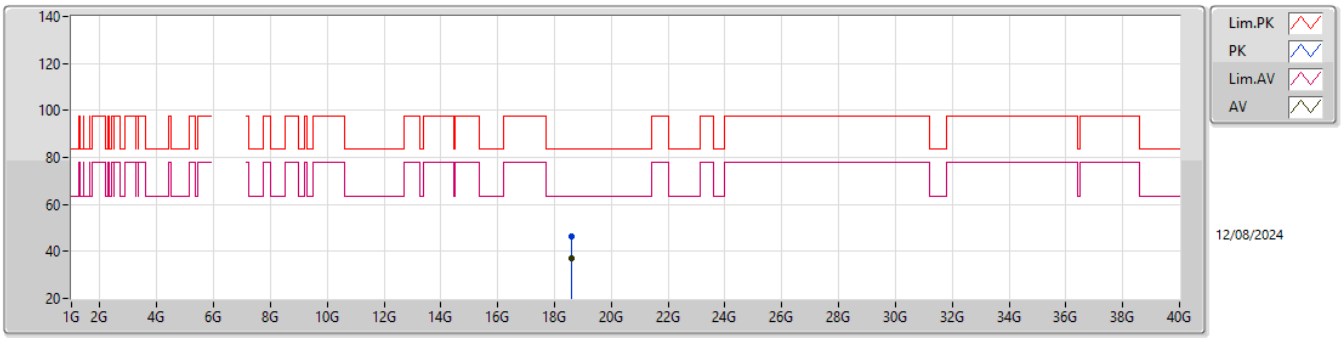

EUT Y_4TX
Setting 39
04-H-E-5

Type	Freq	Level	Limit	Margin	Raw	Dist	Condition	Azimuth	Height	Comment	AF	CL	PA
	(Hz)	(dBuV/m)	(dBuV/m)	(dB)	(dBuV)	(m)		(°)	(m)		(dB)	(dB)	(dB)
PK	18.58508G	46.38	83.54	-37.16	43.03	1	Vertical	260	1.80	-	37.70	15.27	49.62
AV	18.58485G	37.32	63.54	-26.22	33.97	1	Vertical	260	1.80	-	37.70	15.27	49.62

5.925-6.425GHz_802.11be EHT20_Nss1,(MCS0)_4TX

6195MHz_TX

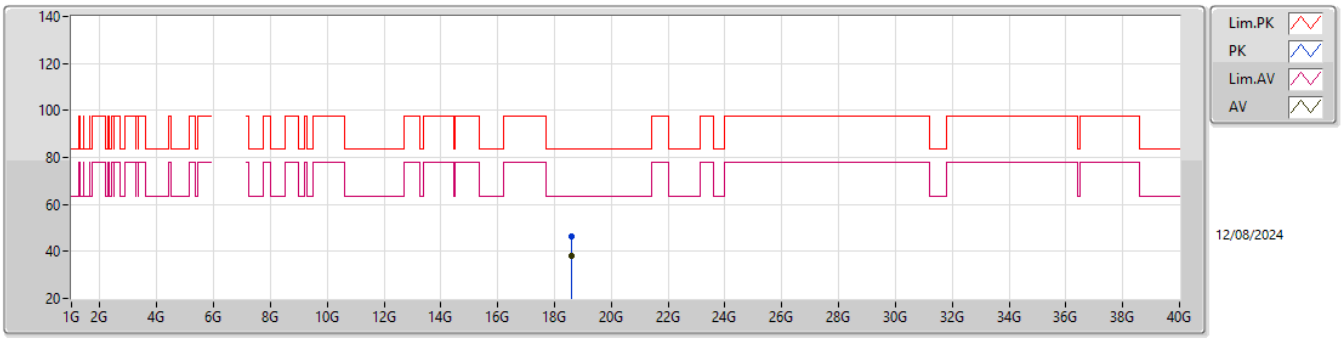

EUT Y_4TX
Setting 39
04-H-E-5

Type	Freq	Level	Limit	Margin	Raw	Dist	Condition	Azimuth	Height	Comment	AF	CL	PA
	(Hz)	(dBuV/m)	(dBuV/m)	(dB)	(dBuV)	(m)		(°)	(m)		(dB)	(dB)	(dB)
PK	18.58503G	46.44	83.54	-37.10	43.09	1	Horizontal	212	1.47	-	37.70	15.27	49.62
AV	18.58486G	37.88	63.54	-25.66	34.53	1	Horizontal	212	1.47	-	37.70	15.27	49.62

5.925-6.425GHz_802.11be EHT20_Nss1,(MCS0)_4TX

6415MHz_TX

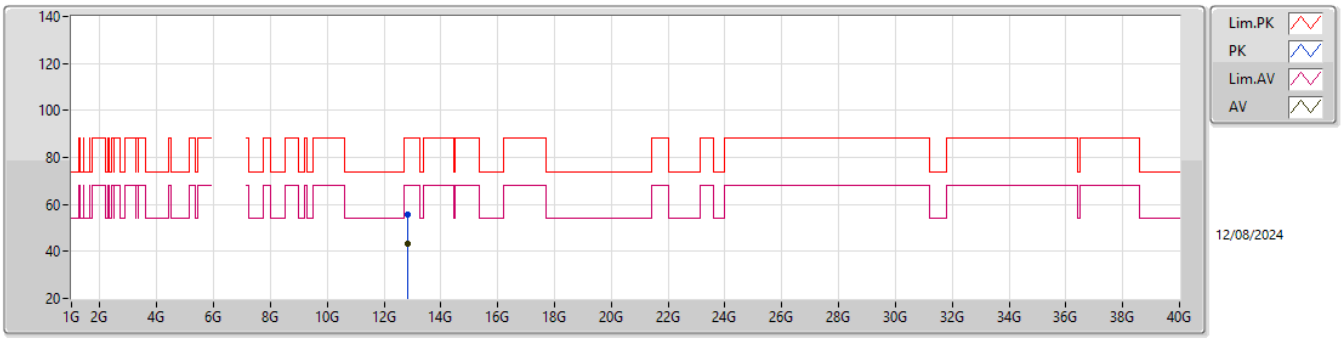

EUT Y_4TX
Setting 39
04-H-E-5

Type	Freq	Level	Limit	Margin	Raw	Dist	Condition	Azimuth	Height	Comment	AF	CL	PA
	(Hz)	(dBuV/m)	(dBuV/m)	(dB)	(dBuV)	(m)		(°)	(m)		(dB)	(dB)	(dB)
PK	12.84101G	55.62	88.20	-32.58	49.05	3	Vertical	247	1.80	-	39.16	10.05	42.64
RMS	12.83399G	43.47	68.20	-24.73	36.93	3	Vertical	247	1.80	-	39.14	10.05	42.65

5.925-6.425GHz_802.11be EHT20_Nss1,(MCS0)_4TX

6415MHz_TX

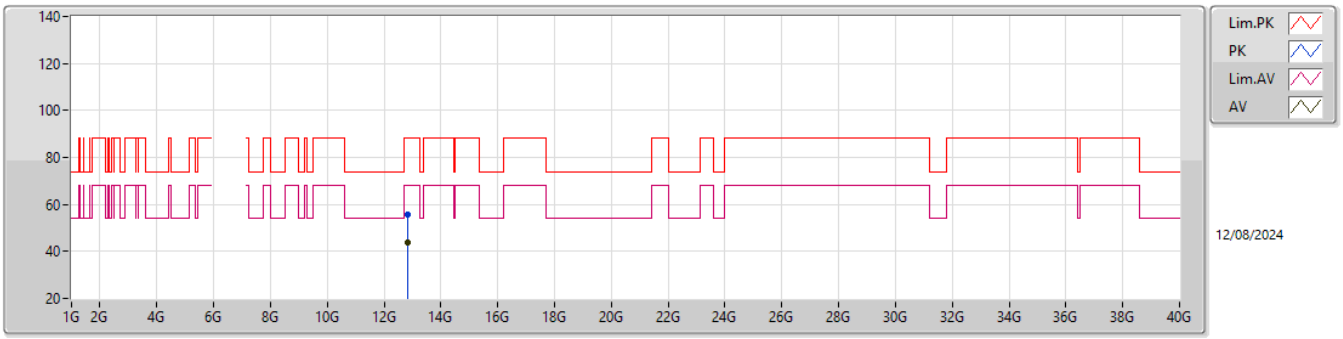

EUT Y_4TX
Setting 39
04-H-E-5

Type	Freq	Level	Limit	Margin	Raw	Dist	Condition	Azimuth	Height	Comment	AF	CL	PA
	(Hz)	(dBuV/m)	(dBuV/m)	(dB)	(dBuV)	(m)		(°)	(m)		(dB)	(dB)	(dB)
PK	12.83693G	55.60	88.20	-32.60	49.05	3	Horizontal	8	1.80	-	39.15	10.05	42.65
RMS	12.83105G	43.69	68.20	-24.51	37.17	3	Horizontal	8	1.80	-	39.12	10.05	42.65

5.925-6.425GHz_802.11be EHT20_Nss1,(MCS0)_4TX

6415MHz_TX

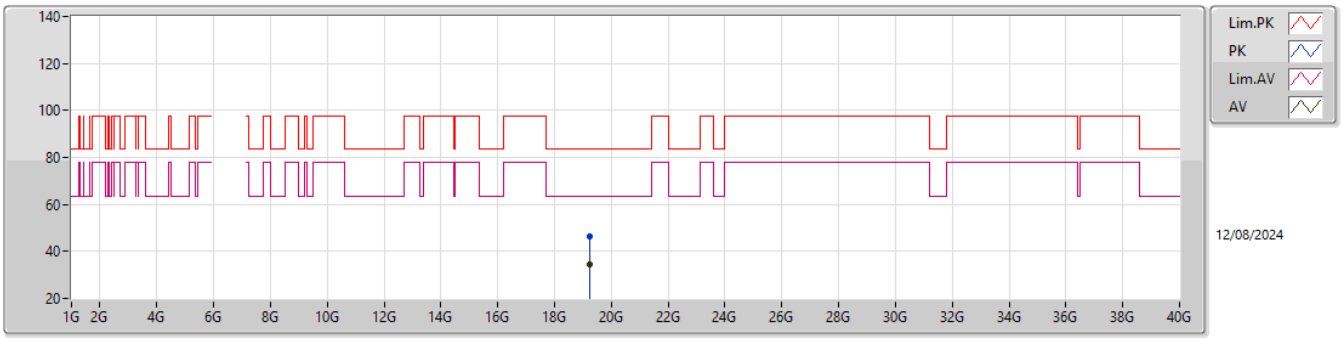

EUT Y_4TX
Setting 39
04-H-E-5

Type	Freq	Level	Limit	Margin	Raw	Dist	Condition	Azimuth	Height	Comment	AF	CL	PA
	(Hz)	(dBuV/m)	(dBuV/m)	(dB)	(dBuV)	(m)		(°)	(m)		(dB)	(dB)	(dB)
PK	19.24451G	46.15	83.54	-37.39	42.51	1	Vertical	136	1.80	-	37.91	15.24	49.51
AV	19.24478G	34.37	63.54	-29.17	30.73	1	Vertical	136	1.80	-	37.91	15.24	49.51

5.925-6.425GHz_802.11be EHT20_Nss1,(MCS0)_4TX

6415MHz_TX

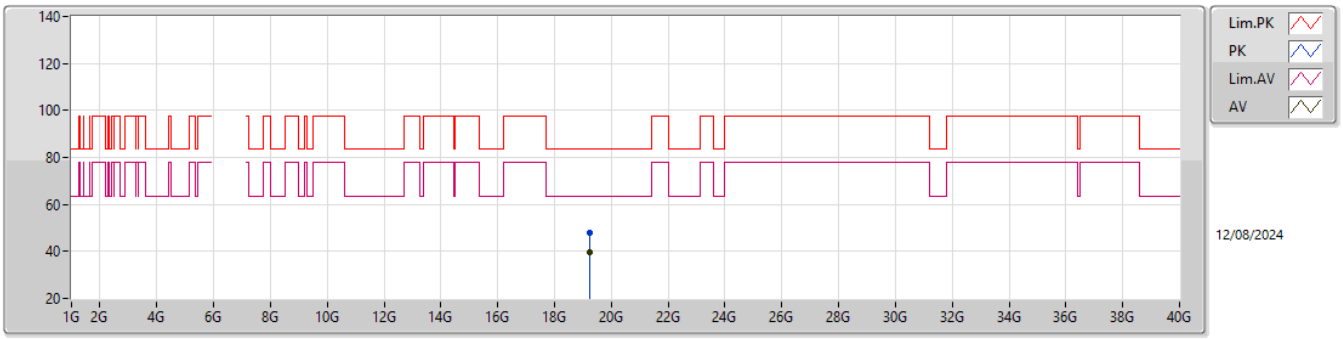

EUT Y_4TX
Setting 39
04-H-E-5

Type	Freq	Level	Limit	Margin	Raw	Dist	Condition	Azimuth	Height	Comment	AF	CL	PA
	(Hz)	(dBuV/m)	(dBuV/m)	(dB)	(dBuV)	(m)		(°)	(m)		(dB)	(dB)	(dB)
PK	19.24488G	47.78	83.54	-35.76	44.14	1	Horizontal	167	1.48	-	37.91	15.24	49.51
AV	19.24487G	39.82	63.54	-23.72	36.18	1	Horizontal	167	1.48	-	37.91	15.24	49.51

6.425-6.525GHz_802.11be EHT20_Nss1,(MCS0)_4TX

6435MHz_TX

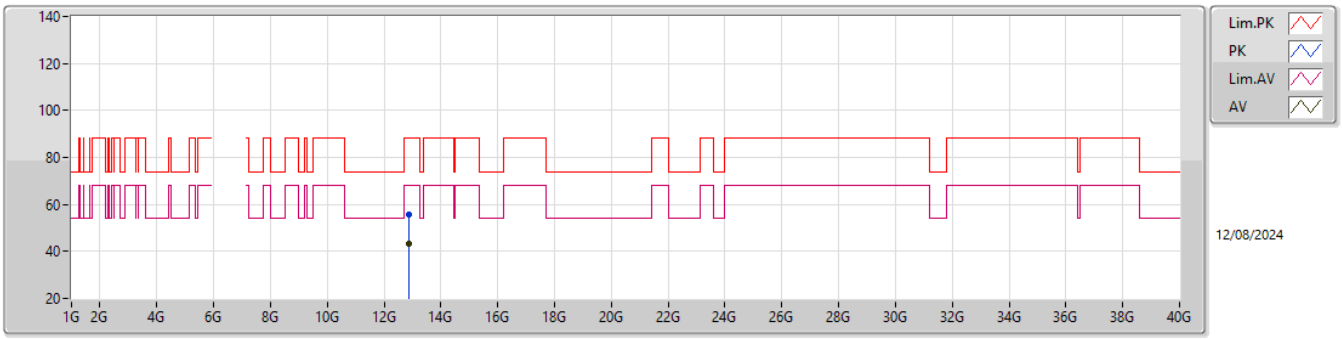

EUT Y_4TX
Setting 39
04-H-E-5

Type	Freq	Level	Limit	Margin	Raw	Dist	Condition	Azimuth	Height	Comment	AF	CL	PA
	(Hz)	(dBuV/m)	(dBuV/m)	(dB)	(dBuV)	(m)		(°)	(m)		(dB)	(dB)	(dB)
PK	12.85518G	55.68	88.20	-32.52	49.04	3	Vertical	168	1.15	-	39.20	10.06	42.62
RMS	12.86262G	43.44	68.20	-24.76	36.79	3	Vertical	168	1.15	-	39.20	10.06	42.61

6.425-6.525GHz_802.11be EHT20_Nss1,(MCS0)_4TX

6435MHz_TX

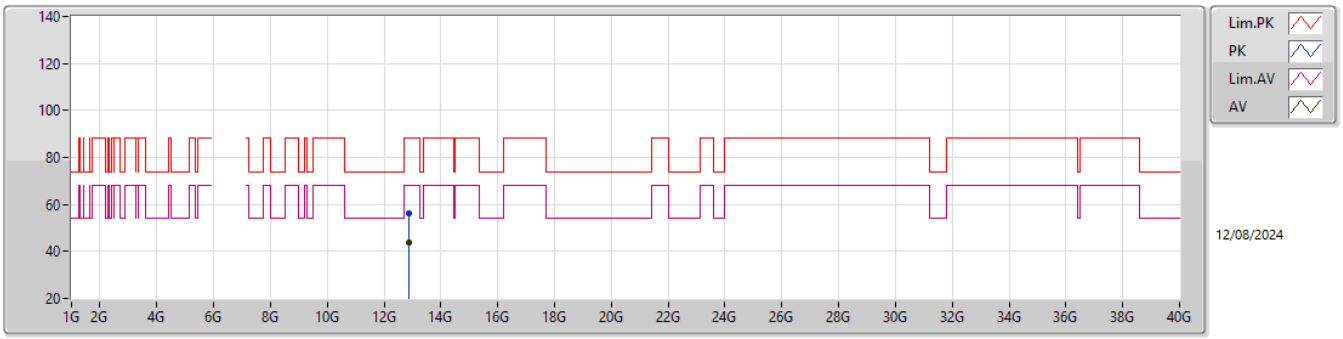

EUT Y_4TX
Setting 39
04-H-E-5

Type	Freq	Level	Limit	Margin	Raw	Dist	Condition	Azimuth	Height	Comment	AF	CL	PA
	(Hz)	(dBuV/m)	(dBuV/m)	(dB)	(dBuV)	(m)		(°)	(m)		(dB)	(dB)	(dB)
PK	12.86679G	55.95	88.20	-32.25	49.30	3	Horizontal	45	1.80	-	39.20	10.06	42.61
RMS	12.86979G	43.72	68.20	-24.48	37.06	3	Horizontal	45	1.80	-	39.20	10.06	42.60

6.425-6.525GHz_802.11be EHT20_Nss1,(MCS0)_4TX

6435MHz_TX

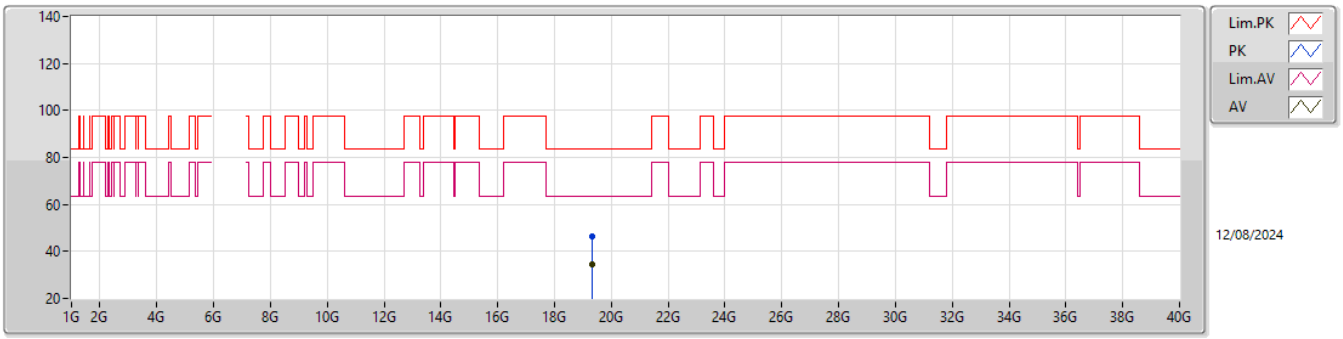

EUT Y_4TX
Setting 39
04-H-E-5

Type	Freq	Level	Limit	Margin	Raw	Dist	Condition	Azimuth	Height	Comment	AF	CL	PA
	(Hz)	(dBuV/m)	(dBuV/m)	(dB)	(dBuV)	(m)		(°)	(m)		(dB)	(dB)	(dB)
PK	19.30471G	46.27	83.54	-37.27	42.61	1	Vertical	140	1.50	-	37.98	15.23	49.55
AV	19.3048G	34.64	63.54	-28.90	30.98	1	Vertical	140	1.50	-	37.98	15.23	49.55

6.425-6.525GHz_802.11be EHT20_Nss1,(MCS0)_4TX

6435MHz_TX

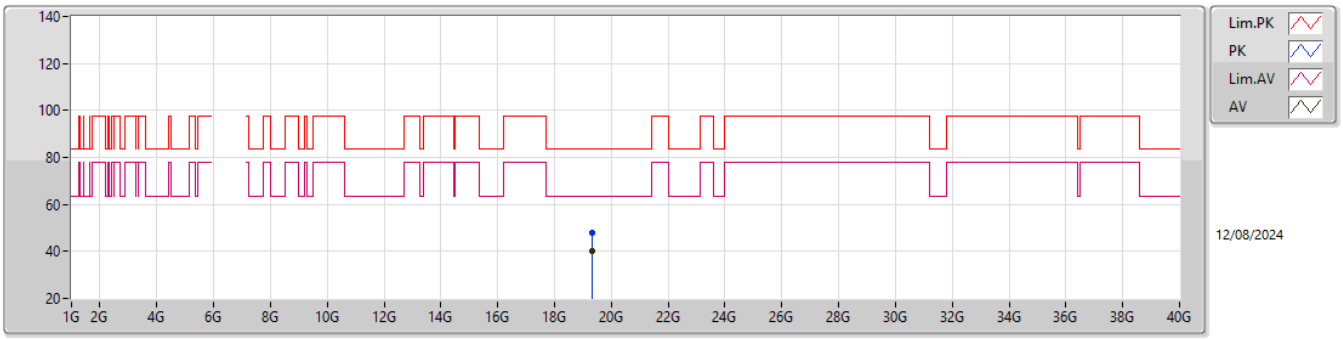

EUT Y_4TX
Setting 39
04-H-E-5

Type	Freq	Level	Limit	Margin	Raw	Dist	Condition	Azimuth	Height	Comment	AF	CL	PA
	(Hz)	(dBuV/m)	(dBuV/m)	(dB)	(dBuV)	(m)		(°)	(m)		(dB)	(dB)	(dB)
PK	19.30464G	47.89	83.54	-35.65	44.23	1	Horizontal	162	1.48	-	37.98	15.23	49.55
AV	19.30484G	40.14	63.54	-23.40	36.48	1	Horizontal	162	1.48	-	37.98	15.23	49.55

6.425-6.525GHz_802.11be EHT20_Nss1,(MCS0)_4TX

6475MHz_TX

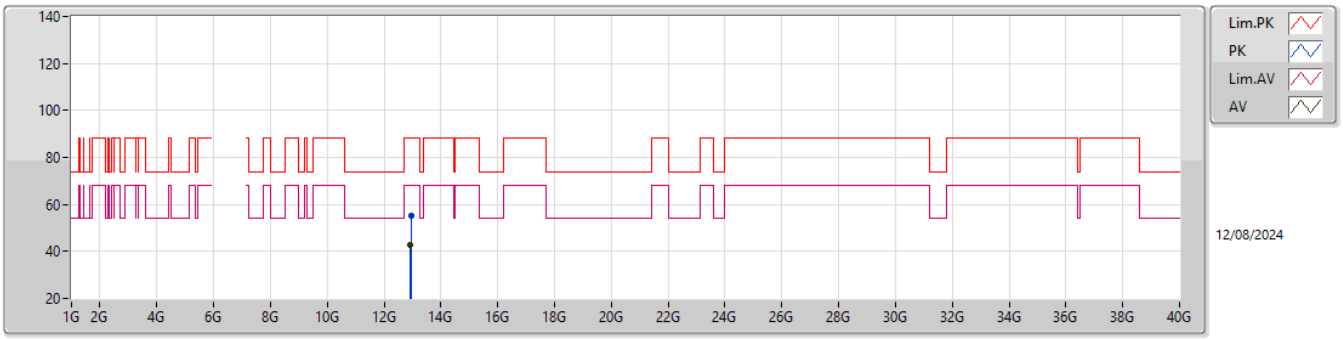

EUT Y_4TX
Setting 41
04-H-E-5

Type	Freq	Level	Limit	Margin	Raw	Dist	Condition	Azimuth	Height	Comment	AF	CL	PA
	(Hz)	(dBuV/m)	(dBuV/m)	(dB)	(dBuV)	(m)		(°)	(m)		(dB)	(dB)	(dB)
PK	12.95243G	54.92	88.20	-33.28	48.02	3	Vertical	307	1.34	-	39.30	10.10	42.50
RMS	12.93506G	42.87	68.20	-25.33	36.03	3	Vertical	307	1.34	-	39.27	10.09	42.52

6.425-6.525GHz_802.11be EHT20_Nss1,(MCS0)_4TX

6475MHz_TX

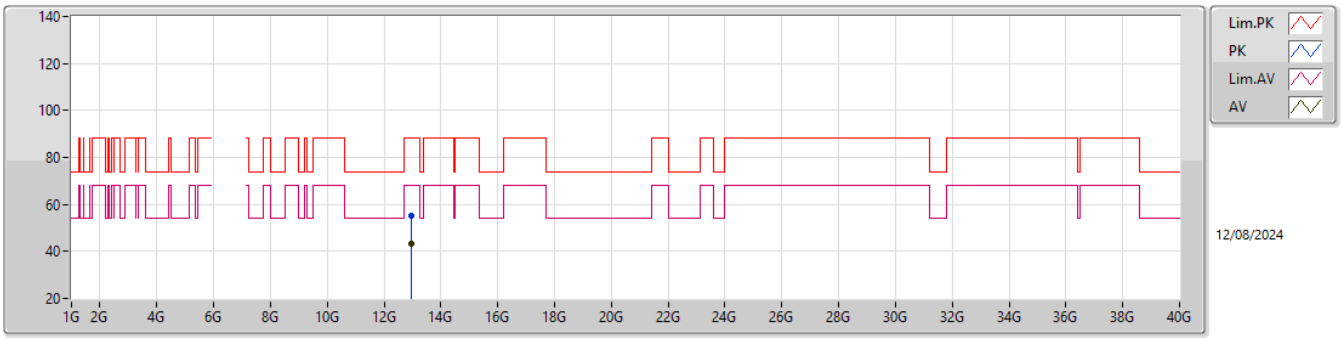

EUT Y_4TX
Setting 41
04-H-E-5

Type	Freq	Level	Limit	Margin	Raw	Dist	Condition	Azimuth	Height	Comment	AF	CL	PA
	(Hz)	(dBuV/m)	(dBuV/m)	(dB)	(dBuV)	(m)		(°)	(m)		(dB)	(dB)	(dB)
PK	12.95291G	55.07	88.20	-33.13	48.16	3	Horizontal	59	1.80	-	39.31	10.10	42.50
RMS	12.94748G	43.36	68.20	-24.84	36.49	3	Horizontal	59	1.80	-	39.29	10.09	42.51

6.425-6.525GHz_802.11be EHT20_Nss1,(MCS0)_4TX

6475MHz_TX

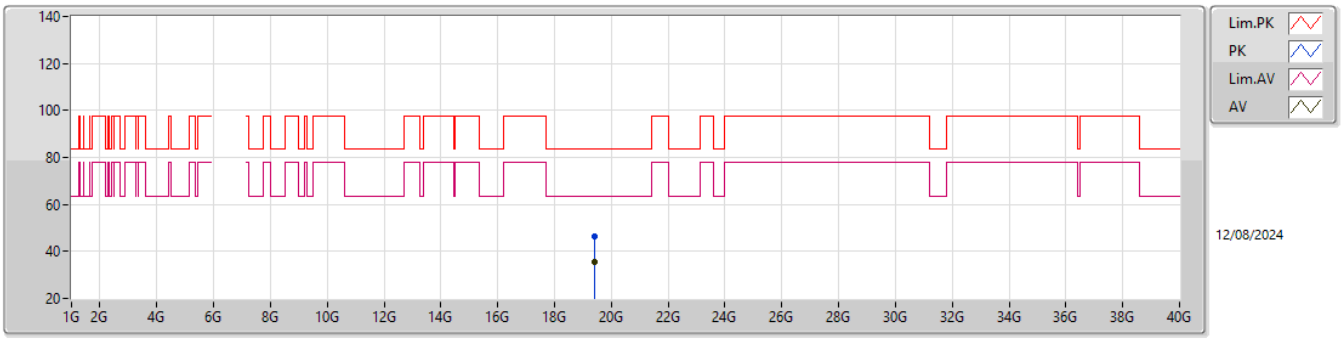

EUT Y_4TX
Setting 41
04-H-E-5

Type	Freq	Level	Limit	Margin	Raw	Dist	Condition	Azimuth	Height	Comment	AF	CL	PA
	(Hz)	(dBuV/m)	(dBuV/m)	(dB)	(dBuV)	(m)		(°)	(m)		(dB)	(dB)	(dB)
PK	19.42471G	46.24	83.54	-37.30	42.74	1	Vertical	143	1.65	-	37.90	15.23	49.63
AV	19.42478G	35.38	63.54	-28.16	31.88	1	Vertical	143	1.65	-	37.90	15.23	49.63

6.425-6.525GHz_802.11be EHT20_Nss1,(MCS0)_4TX

6475MHz_TX

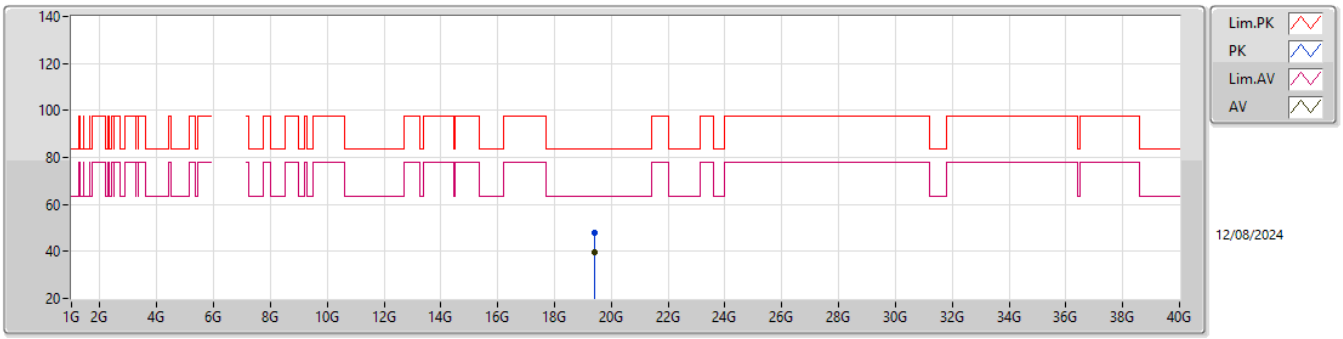

EUT Y_4TX
Setting 41
04-H-E-5

Type	Freq	Level	Limit	Margin	Raw	Dist	Condition	Azimuth	Height	Comment	AF	CL	PA
	(Hz)	(dBuV/m)	(dBuV/m)	(dB)	(dBuV)	(m)		(°)	(m)		(dB)	(dB)	(dB)
PK	19.42501G	47.97	83.54	-35.57	44.47	1	Horizontal	162	1.48	-	37.90	15.23	49.63
AV	19.42482G	39.77	63.54	-23.77	36.27	1	Horizontal	162	1.48	-	37.90	15.23	49.63

6.425-6.525GHz_802.11be EHT20_Nss1,(MCS0)_4TX

6515MHz_TX

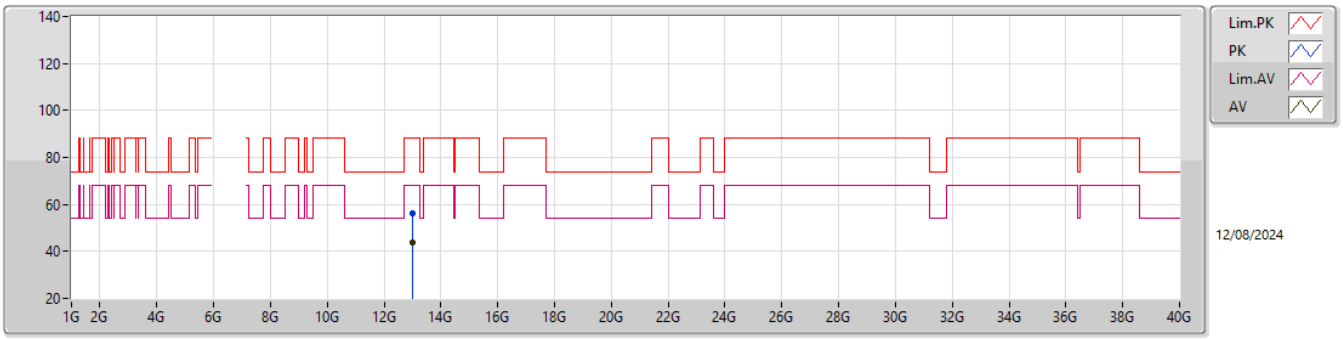

EUT Y_4TX
Setting 43
04-H-E-5

Type	Freq	Level	Limit	Margin	Raw	Dist	Condition	Azimuth	Height	Comment	AF	CL	PA
	(Hz)	(dBuV/m)	(dBuV/m)	(dB)	(dBuV)	(m)		(°)	(m)		(dB)	(dB)	(dB)
PK	13.01767G	56.05	88.20	-32.15	48.97	3	Vertical	17	1.19	-	39.40	10.12	42.44
RMS	13.01824G	43.95	68.20	-24.25	36.87	3	Vertical	17	1.19	-	39.40	10.12	42.44

6.425-6.525GHz_802.11be EHT20_Nss1,(MCS0)_4TX

6515MHz_TX

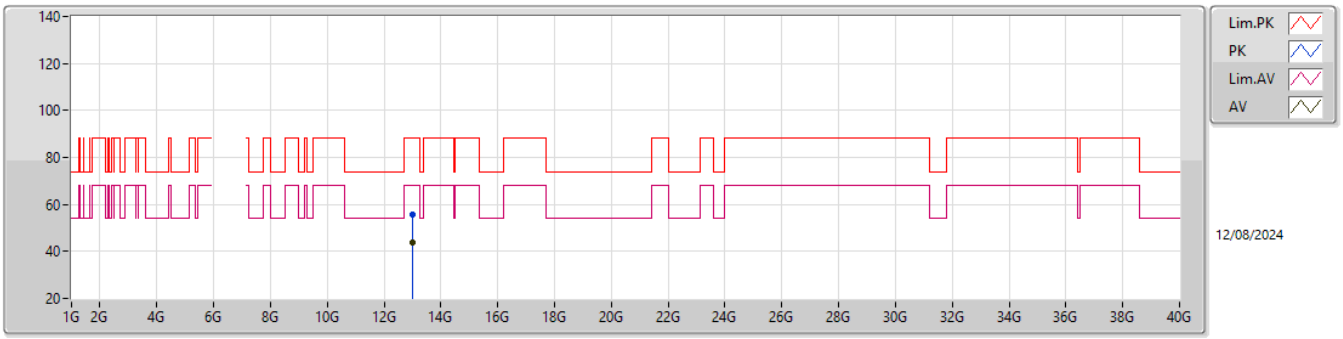

EUT Y_4TX
Setting 43
04-H-E-5

Type	Freq	Level	Limit	Margin	Raw	Dist	Condition	Azimuth	Height	Comment	AF	CL	PA
	(Hz)	(dBuV/m)	(dBuV/m)	(dB)	(dBuV)	(m)		(°)	(m)		(dB)	(dB)	(dB)
PK	13.02025G	55.55	88.20	-32.65	48.47	3	Horizontal	253	1.79	-	39.40	10.12	42.44
RMS	13.01971G	43.89	68.20	-24.31	36.81	3	Horizontal	253	1.79	-	39.40	10.12	42.44

6.425-6.525GHz_802.11be EHT20_Nss1,(MCS0)_4TX

6515MHz_TX

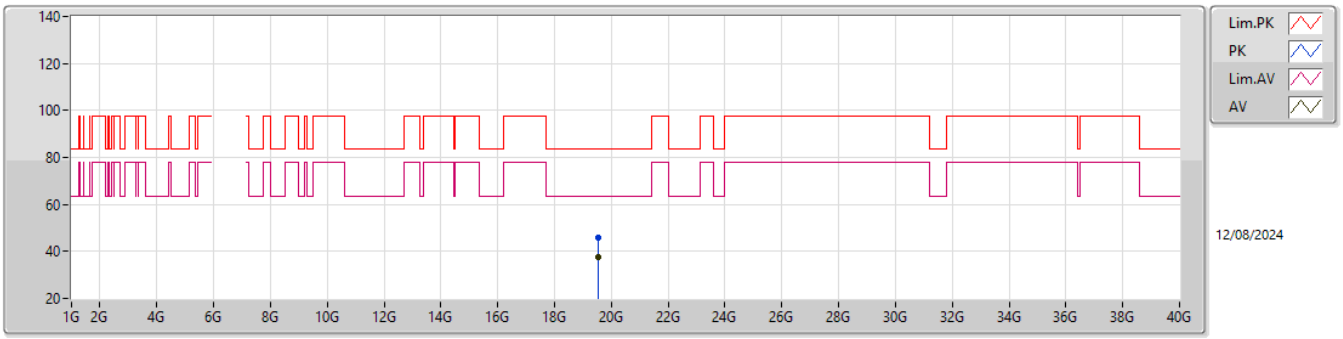

EUT Y_4TX
Setting 43
04-H-E-5

Type	Freq	Level	Limit	Margin	Raw	Dist	Condition	Azimuth	Height	Comment	AF	CL	PA
	(Hz)	(dBuV/m)	(dBuV/m)	(dB)	(dBuV)	(m)		(°)	(m)		(dB)	(dB)	(dB)
PK	19.54338G	46.06	83.54	-37.48	42.39	1	Vertical	33	1.65	-	38.09	15.22	49.64
AV	19.54275G	37.79	63.54	-25.75	34.12	1	Vertical	33	1.65	-	38.09	15.22	49.64

6.425-6.525GHz_802.11be EHT20_Nss1,(MCS0)_4TX

6515MHz_TX

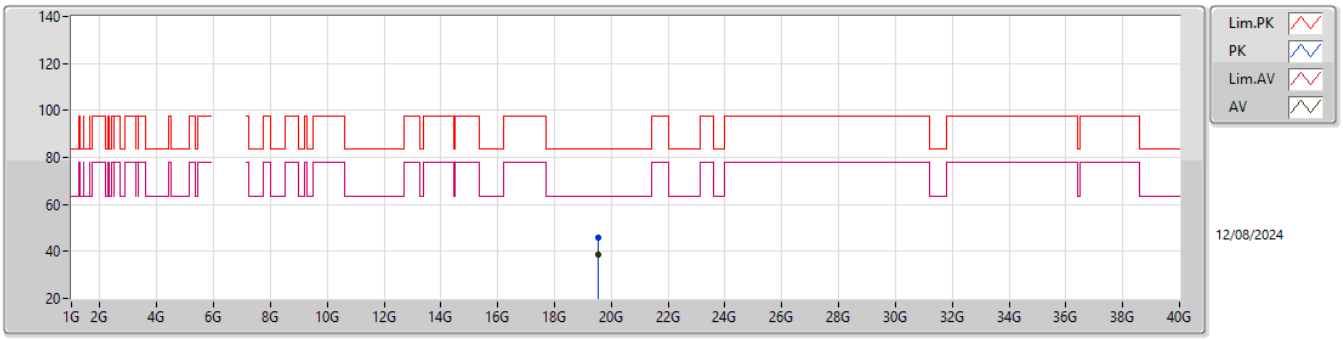

EUT Y_4TX
Setting 43
04-H-E-5

Type	Freq	Level	Limit	Margin	Raw	Dist	Condition	Azimuth	Height	Comment	AF	CL	PA
	(Hz)	(dBuV/m)	(dBuV/m)	(dB)	(dBuV)	(m)		(°)	(m)		(dB)	(dB)	(dB)
PK	19.54393G	46.03	83.54	-37.51	42.36	1	Horizontal	259	1.58	-	38.09	15.22	49.64
AV	19.5425G	38.87	63.54	-24.67	35.21	1	Horizontal	259	1.58	-	38.09	15.22	49.65

6.525-6.875GHz_802.11be EHT20_Nss1,(MCS0)_4TX

6535MHz_TX

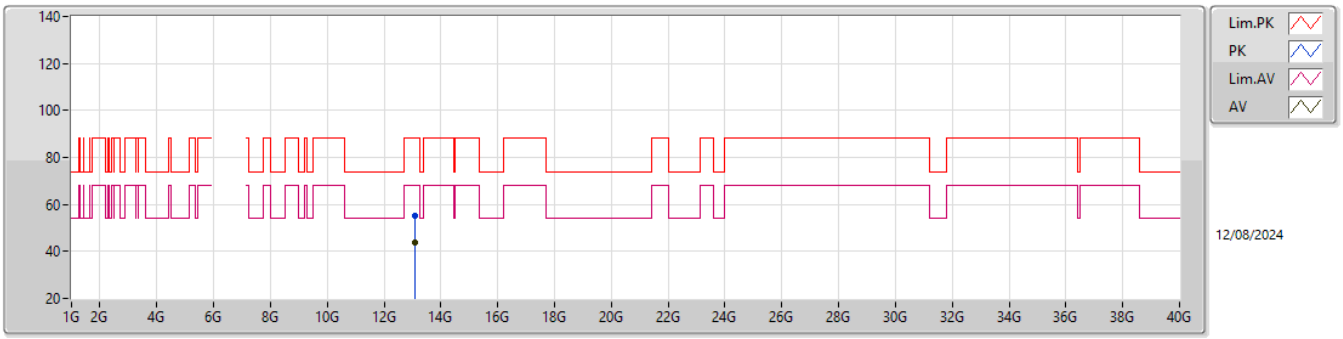

EUT Y_4TX
Setting 41
04-H-E-5

Type	Freq	Level	Limit	Margin	Raw	Dist	Condition	Azimuth	Height	Comment	AF	CL	PA
	(Hz)	(dBuV/m)	(dBuV/m)	(dB)	(dBuV)	(m)		(°)	(m)		(dB)	(dB)	(dB)
PK	13.08188G	55.37	88.20	-32.83	48.18	3	Vertical	252	1.34	-	39.46	10.15	42.42
RMS	13.07186G	43.56	68.20	-24.64	36.40	3	Vertical	252	1.34	-	39.44	10.14	42.42

6.525-6.875GHz_802.11be EHT20_Nss1,(MCS0)_4TX

6535MHz_TX

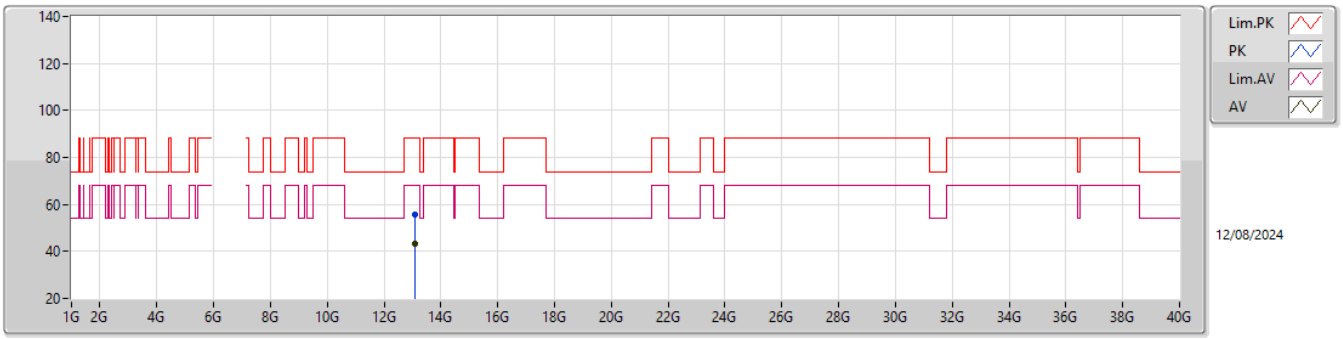

EUT Y_4TX
Setting 41
04-H-E-5

Type	Freq	Level	Limit	Margin	Raw	Dist	Condition	Azimuth	Height	Comment	AF	CL	PA
	(Hz)	(dBuV/m)	(dBuV/m)	(dB)	(dBuV)	(m)		(°)	(m)		(dB)	(dB)	(dB)
PK	13.08119G	55.69	88.20	-32.51	48.50	3	Horizontal	252	1.56	-	39.46	10.15	42.42
RMS	13.07321G	43.52	68.20	-24.68	36.35	3	Horizontal	252	1.56	-	39.45	10.14	42.42

6.525-6.875GHz_802.11be EHT20_Nss1,(MCS0)_4TX

6535MHz_TX

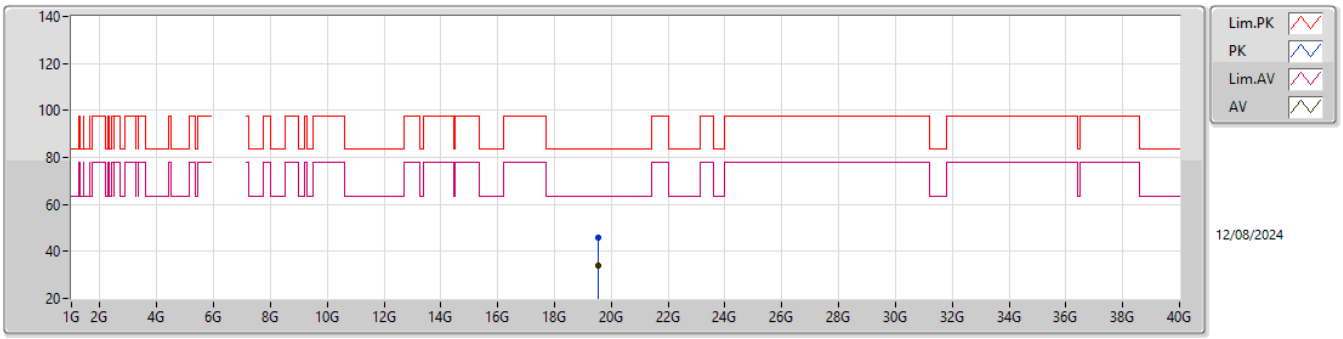

EUT Y_4TX
Setting 41
04-H-E-5

Type	Freq	Level	Limit	Margin	Raw	Dist	Condition	Azimuth	Height	Comment	AF	CL	PA
	(Hz)	(dBuV/m)	(dBuV/m)	(dB)	(dBuV)	(m)		(°)	(m)		(dB)	(dB)	(dB)
PK	19.54358G	45.93	83.54	-37.61	42.26	1	Vertical	60	1.46	-	38.09	15.22	49.64
AV	19.54031G	33.80	63.54	-29.74	30.15	1	Vertical	60	1.46	-	38.08	15.22	49.65

6.525-6.875GHz_802.11be EHT20_Nss1,(MCS0)_4TX

6535MHz_TX

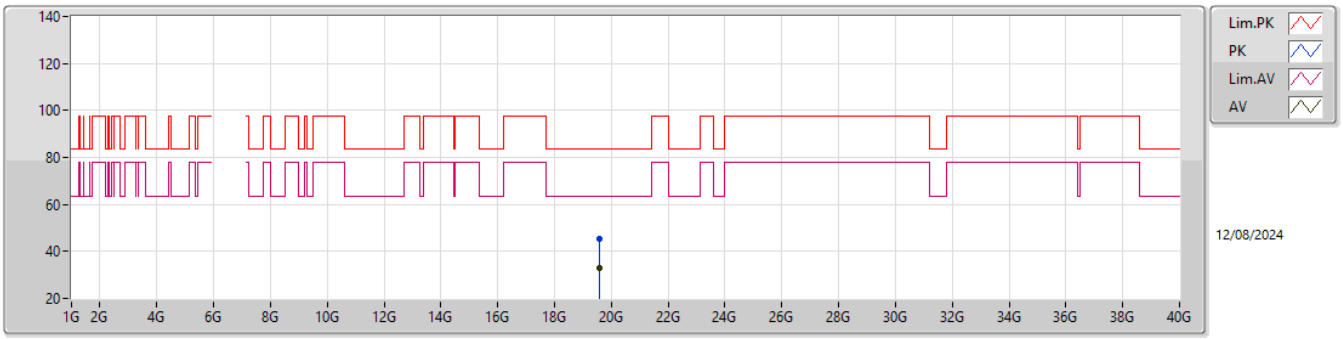

EUT Y_4TX
Setting 41
04-H-E-5

Type	Freq	Level	Limit	Margin	Raw	Dist	Condition	Azimuth	Height	Comment	AF	CL	PA
	(Hz)	(dBuV/m)	(dBuV/m)	(dB)	(dBuV)	(m)		(°)	(m)		(dB)	(dB)	(dB)
PK	19.60281G	45.31	83.54	-38.23	41.87	1	Horizontal	196	1.73	-	37.82	15.22	49.60
AV	19.6G	33.06	63.54	-30.48	29.64	1	Horizontal	196	1.73	-	37.80	15.22	49.60

6.525-6.875GHz_802.11be EHT20_Nss1,(MCS0)_4TX

6695MHz_TX

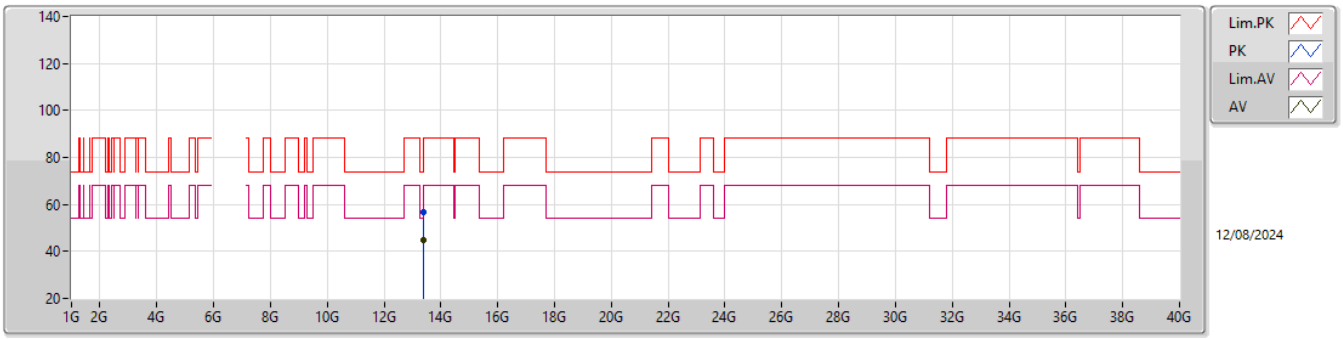

EUT Y_4TX
Setting 39
04-H-E-5

Type	Freq	Level	Limit	Margin	Raw	Dist	Condition	Azimuth	Height	Comment	AF	CL	PA
	(Hz)	(dBuV/m)	(dBuV/m)	(dB)	(dBuV)	(m)		(°)	(m)		(dB)	(dB)	(dB)
PK	13.39396G	56.94	74.00	-17.06	49.02	3	Vertical	144	1.80	-	40.00	10.27	42.35
AV	13.3926G	44.59	54.00	-9.41	36.67	3	Vertical	144	1.80	-	40.00	10.27	42.35

6.525-6.875GHz_802.11be EHT20_Nss1,(MCS0)_4TX

6695MHz_TX

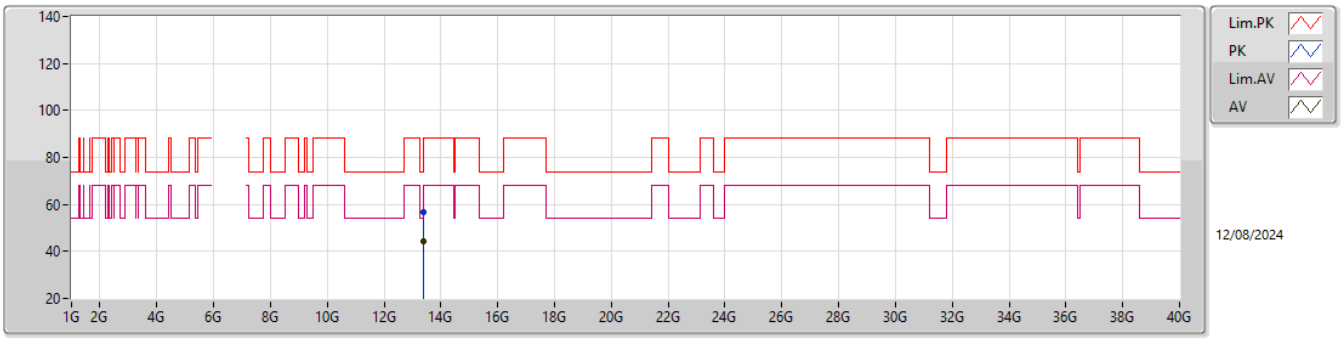

EUT Y_4TX
Setting 39
04-H-E-5

Type	Freq	Level	Limit	Margin	Raw	Dist	Condition	Azimuth	Height	Comment	AF	CL	PA
	(Hz)	(dBuV/m)	(dBuV/m)	(dB)	(dBuV)	(m)		(°)	(m)		(dB)	(dB)	(dB)
PK	13.38827G	56.96	74.00	-17.04	49.05	3	Horizontal	310	1.80	-	40.00	10.26	42.35
AV	13.38952G	44.47	54.00	-9.53	36.56	3	Horizontal	310	1.80	-	40.00	10.26	42.35

6.525-6.875GHz_802.11be EHT20_Nss1,(MCS0)_4TX

6695MHz_TX

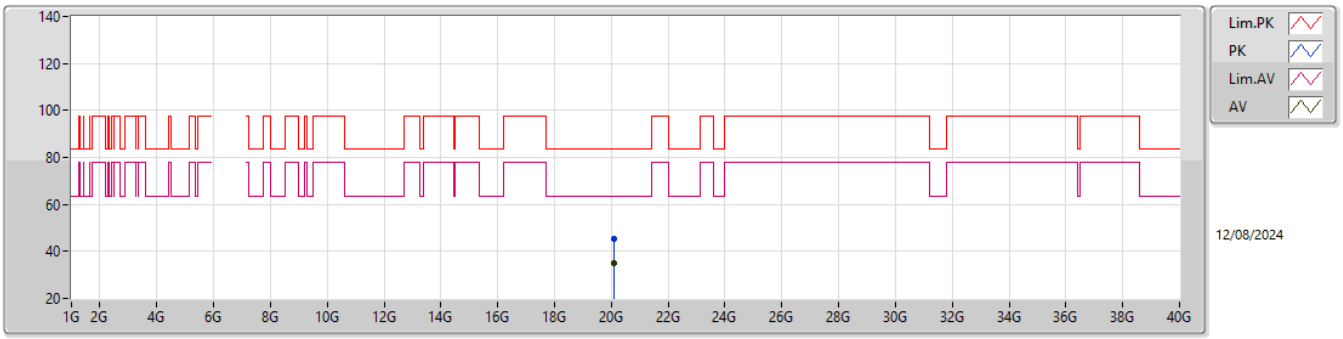

EUT Y_4TX
Setting 39
04-H-E-5

Type	Freq	Level	Limit	Margin	Raw	Dist	Condition	Azimuth	Height	Comment	AF	CL	PA
	(Hz)	(dBuV/m)	(dBuV/m)	(dB)	(dBuV)	(m)		(°)	(m)		(dB)	(dB)	(dB)
PK	20.08893G	45.24	83.54	-38.30	41.36	1	Vertical	40	1.62	-	37.86	15.27	49.25
AV	20.08877G	34.81	63.54	-28.73	30.93	1	Vertical	40	1.62	-	37.86	15.27	49.25

6.525-6.875GHz_802.11be EHT20_Nss1,(MCS0)_4TX

6695MHz_TX

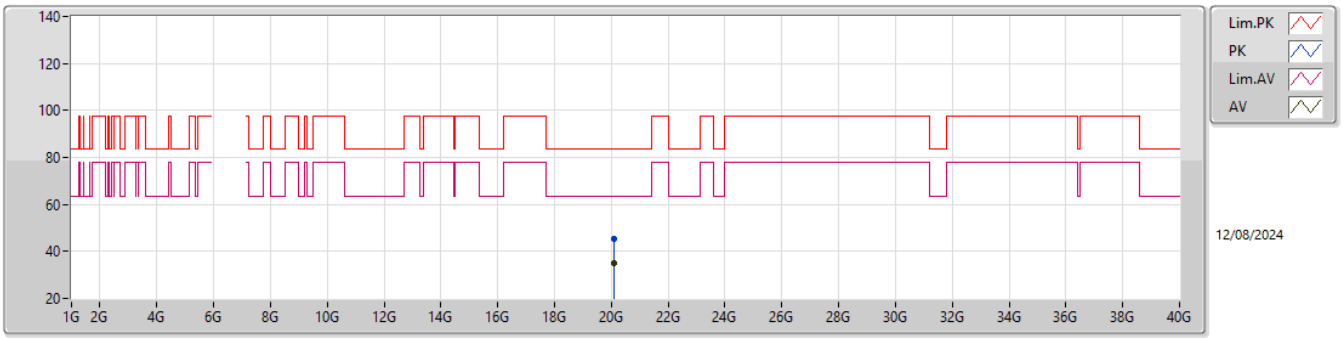

EUT Y_4TX
Setting 39
04-H-E-5

Type	Freq	Level	Limit	Margin	Raw	Dist	Condition	Azimuth	Height	Comment	AF	CL	PA
	(Hz)	(dBuV/m)	(dBuV/m)	(dB)	(dBuV)	(m)		(°)	(m)		(dB)	(dB)	(dB)
PK	20.0816G	45.35	83.54	-38.19	41.50	1	Horizontal	79	1.64	-	37.83	15.27	49.25
AV	20.0834G	34.82	63.54	-28.72	30.97	1	Horizontal	79	1.64	-	37.83	15.27	49.25

6.525-6.875GHz_802.11be EHT20_Nss1,(MCS0)_4TX

6875MHz Straddle 6.525-6.875GHz_TX

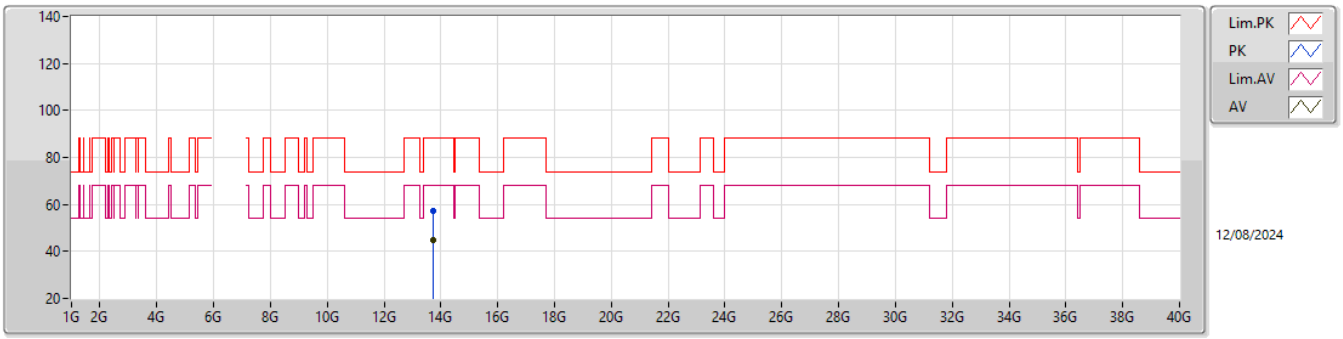

EUT Y_4TX
Setting 35
04-H-E-5

Type	Freq	Level	Limit	Margin	Raw	Dist	Condition	Azimuth	Height	Comment	AF	CL	PA
	(Hz)	(dBuV/m)	(dBuV/m)	(dB)	(dBuV)	(m)		(°)	(m)		(dB)	(dB)	(dB)
PK	13.74693G	57.40	88.20	-30.80	49.25	3	Vertical	305	1.60	-	40.39	10.40	42.64
RMS	13.75038G	44.60	68.20	-23.60	36.45	3	Vertical	305	1.60	-	40.40	10.40	42.65

6.525-6.875GHz_802.11be EHT20_Nss1,(MCS0)_4TX

6875MHz Straddle 6.525-6.875GHz_TX

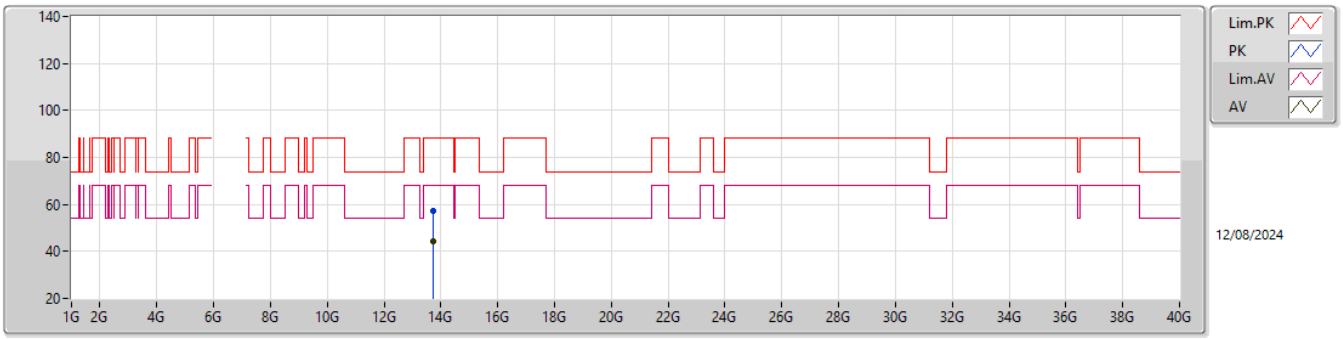

EUT Y_4TX
Setting 35
04-H-E-5

Type	Freq	Level	Limit	Margin	Raw	Dist	Condition	Azimuth	Height	Comment	AF	CL	PA
	(Hz)	(dBuV/m)	(dBuV/m)	(dB)	(dBuV)	(m)		(°)	(m)		(dB)	(dB)	(dB)
PK	13.7488G	57.02	88.20	-31.18	48.86	3	Horizontal	138	1.45	-	40.40	10.40	42.64
RMS	13.74555G	44.47	68.20	-23.73	36.33	3	Horizontal	138	1.45	-	40.38	10.40	42.64

6.525-6.875GHz_802.11be EHT20_Nss1,(MCS0)_4TX

6875MHz Straddle 6.525-6.875GHz_TX

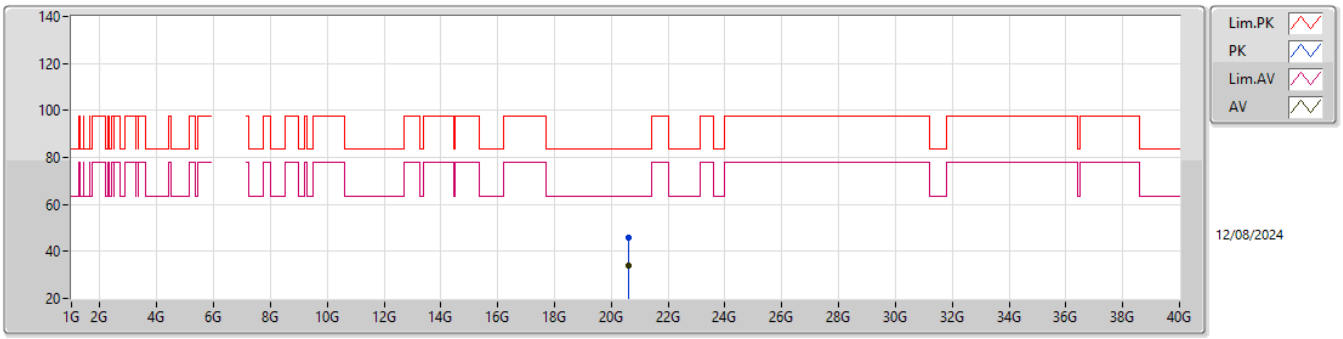

EUT Y_4TX
Setting 35
04-H-E-5

Type	Freq	Level	Limit	Margin	Raw	Dist	Condition	Azimuth	Height	Comment	AF	CL	PA
	(Hz)	(dBuV/m)	(dBuV/m)	(dB)	(dBuV)	(m)		(°)	(m)		(dB)	(dB)	(dB)
PK	20.62605G	45.63	83.54	-37.91	41.05	1	Vertical	357	1.40	-	37.95	15.70	49.07
AV	20.62465G	34.06	63.54	-29.48	29.49	1	Vertical	357	1.40	-	37.95	15.70	49.08

6.525-6.875GHz_802.11be EHT20_Nss1,(MCS0)_4TX

6875MHz Straddle 6.525-6.875GHz_TX

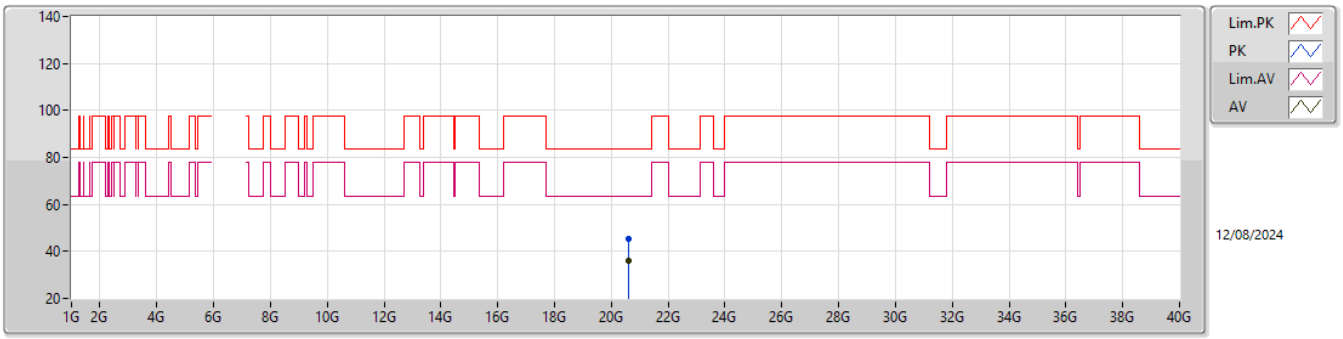

EUT Y_4TX
Setting 35
04-H-E-5

Type	Freq	Level	Limit	Margin	Raw	Dist	Condition	Azimuth	Height	Comment	AF	CL	PA
	(Hz)	(dBuV/m)	(dBuV/m)	(dB)	(dBuV)	(m)		(°)	(m)		(dB)	(dB)	(dB)
PK	20.62356G	45.35	83.54	-38.19	40.78	1	Horizontal	1	1.63	-	37.95	15.70	49.08
AV	20.62461G	35.97	63.54	-27.57	31.40	1	Horizontal	1	1.63	-	37.95	15.70	49.08

6.875-7.125GHz_802.11be EHT20_Nss1,(MCS0)_4TX

6895MHz_TX

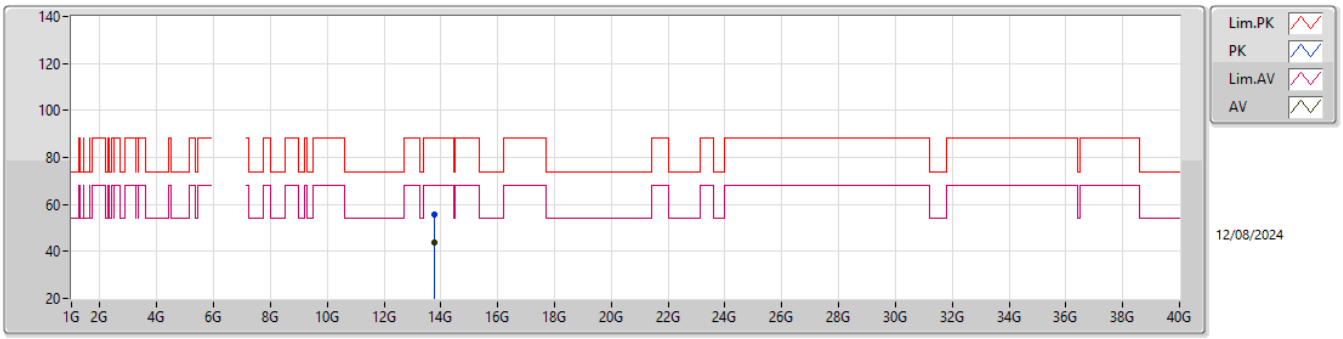

EUT Y_4TX
Setting 35
04-H-E-5

Type	Freq	Level	Limit	Margin	Raw	Dist	Condition	Azimuth	Height	Comment	AF	CL	PA
	(Hz)	(dBuV/m)	(dBuV/m)	(dB)	(dBuV)	(m)		(°)	(m)		(dB)	(dB)	(dB)
PK	13.78719G	55.53	88.20	-32.67	47.40	3	Vertical	105	1.81	-	40.40	10.42	42.69
RMS	13.78723G	43.76	68.20	-24.44	35.63	3	Vertical	105	1.81	-	40.40	10.42	42.69

6.875-7.125GHz_802.11be EHT20_Nss1,(MCS0)_4TX

6895MHz_TX

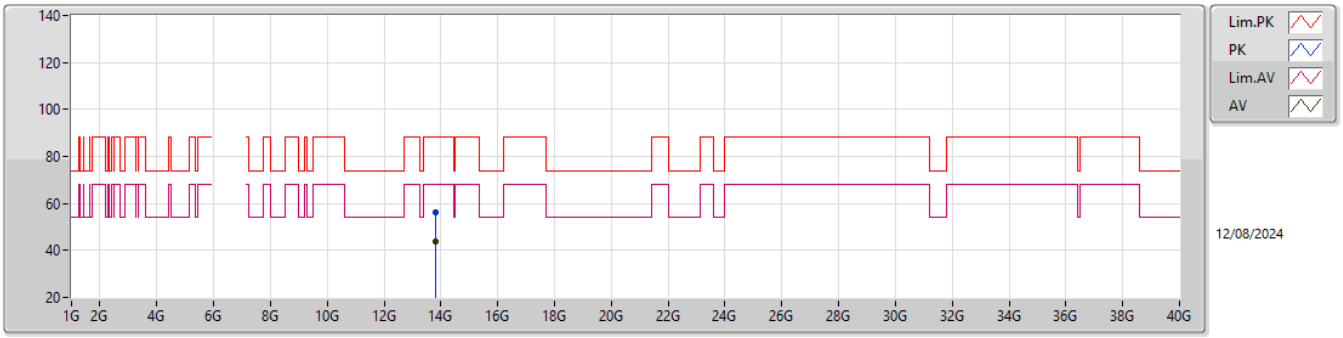

EUT Y_4TX
Setting 35
04-H-E-5

Type	Freq	Level	Limit	Margin	Raw	Dist	Condition	Azimuth	Height	Comment	AF	CL	PA
	(Hz)	(dBuV/m)	(dBuV/m)	(dB)	(dBuV)	(m)		(°)	(m)		(dB)	(dB)	(dB)
PK	13.79365G	56.16	88.20	-32.04	48.04	3	Horizontal	68	1.31	-	40.40	10.42	42.70
RMS	13.79407G	43.71	68.20	-24.49	35.59	3	Horizontal	68	1.31	-	40.40	10.42	42.70

6.875-7.125GHz_802.11be EHT20_Nss1,(MCS0)_4TX

6895MHz_TX

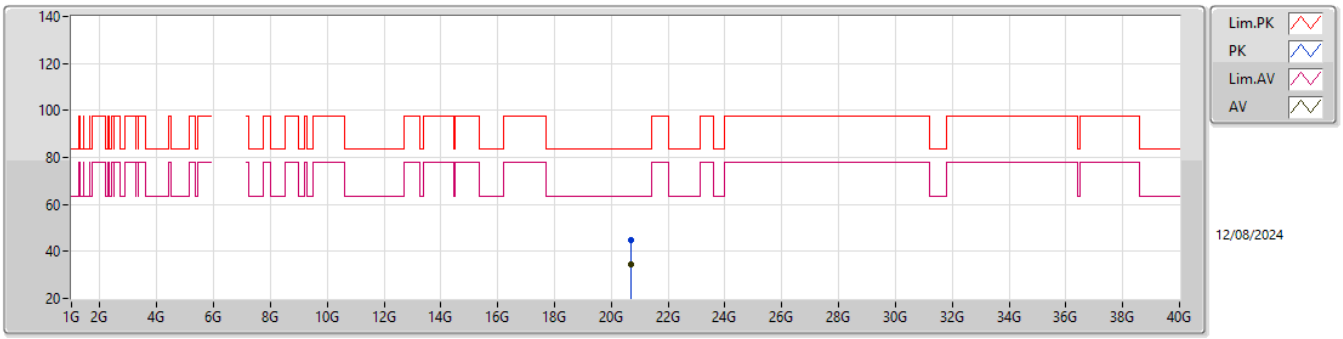

EUT Y_4TX
Setting 35
04-H-E-5

Type	Freq	Level	Limit	Margin	Raw	Dist	Condition	Azimuth	Height	Comment	AF	CL	PA
	(Hz)	(dBuV/m)	(dBuV/m)	(dB)	(dBuV)	(m)		(°)	(m)		(dB)	(dB)	(dB)
PK	20.68952G	45.00	83.54	-38.54	40.39	1	Vertical	307	1.72	-	37.90	15.75	49.04
AV	20.68346G	34.54	63.54	-29.00	29.93	1	Vertical	307	1.72	-	37.90	15.75	49.04

6.875-7.125GHz_802.11be EHT20_Nss1,(MCS0)_4TX

6895MHz_TX

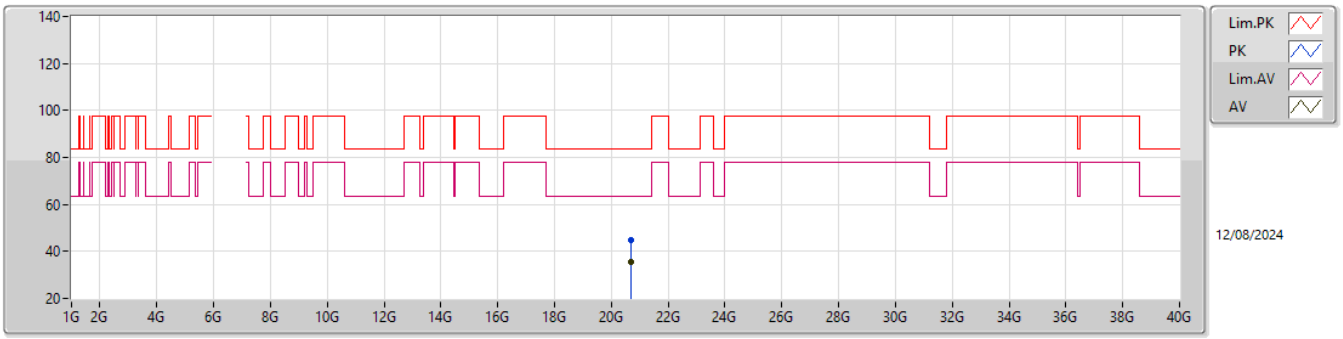

EUT Y_4TX
Setting 35
04-H-E-5

Type	Freq	Level	Limit	Margin	Raw	Dist	Condition	Azimuth	Height	Comment	AF	CL	PA
	(Hz)	(dBuV/m)	(dBuV/m)	(dB)	(dBuV)	(m)		(°)	(m)		(dB)	(dB)	(dB)
PK	20.68588G	45.00	83.54	-38.54	40.39	1	Horizontal	250	1.49	-	37.90	15.75	49.04
AV	20.68815G	35.54	63.54	-28.00	30.93	1	Horizontal	250	1.49	-	37.90	15.75	49.04

6.875-7.125GHz_802.11be EHT20_Nss1,(MCS0)_4TX

6995MHz_TX

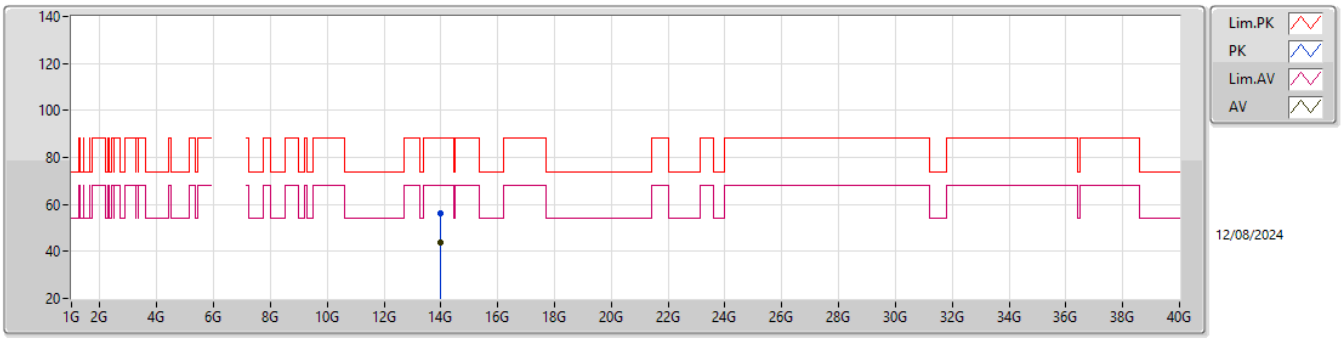

EUT Y_4TX
Setting 35
04-H-E-5

Type	Freq	Level	Limit	Margin	Raw	Dist	Condition	Azimuth	Height	Comment	AF	CL	PA
	(Hz)	(dBuV/m)	(dBuV/m)	(dB)	(dBuV)	(m)		(°)	(m)		(dB)	(dB)	(dB)
PK	13.99261G	56.46	88.20	-31.74	48.22	3	Vertical	227	2.52	-	40.70	10.50	42.96
RMS	13.98593G	43.99	68.20	-24.21	35.75	3	Vertical	227	2.52	-	40.70	10.49	42.95

6.875-7.125GHz_802.11be EHT20_Nss1,(MCS0)_4TX

6995MHz_TX

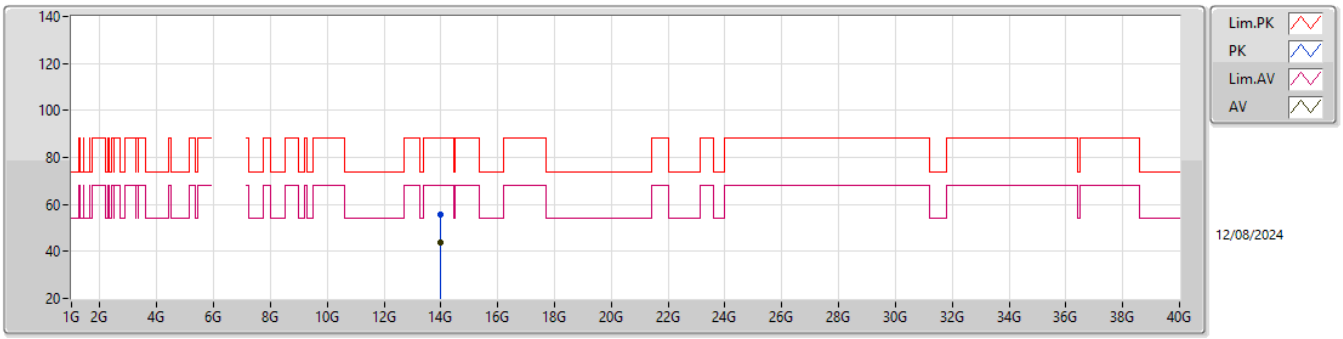

EUT Y_4TX
Setting 35
04-H-E-5

Type	Freq	Level	Limit	Margin	Raw	Dist	Condition	Azimuth	Height	Comment	AF	CL	PA
	(Hz)	(dBuV/m)	(dBuV/m)	(dB)	(dBuV)	(m)		(°)	(m)		(dB)	(dB)	(dB)
PK	13.993G	55.83	88.20	-32.37	47.59	3	Horizontal	337	2.91	-	40.70	10.50	42.96
RMS	13.98559G	43.95	68.20	-24.25	35.71	3	Horizontal	337	2.91	-	40.70	10.49	42.95

6.875-7.125GHz_802.11be EHT20_Nss1,(MCS0)_4TX

6995MHz_TX

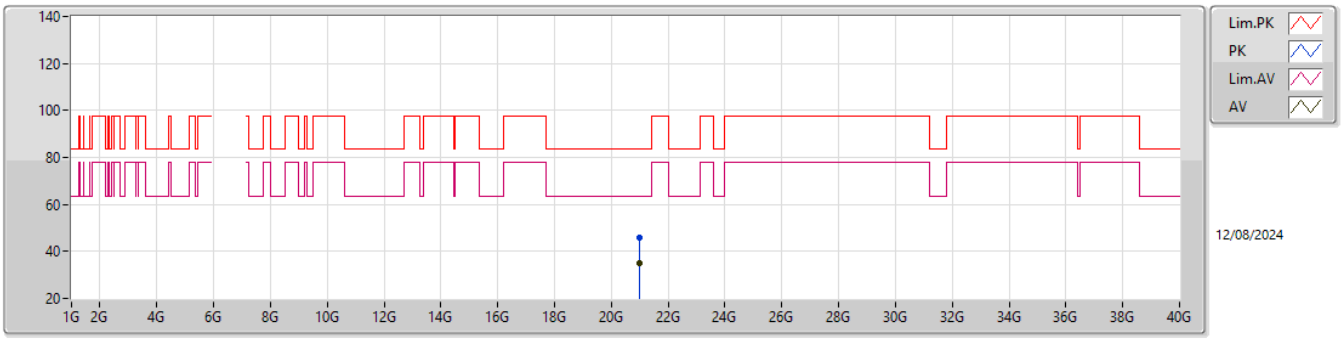

EUT Y_4TX
Setting 35
04-H-E-5

Type	Freq	Level	Limit	Margin	Raw	Dist	Condition	Azimuth	Height	Comment	AF	CL	PA
	(Hz)	(dBuV/m)	(dBuV/m)	(dB)	(dBuV)	(m)		(°)	(m)		(dB)	(dB)	(dB)
PK	20.9838G	45.80	83.54	-37.74	40.74	1	Vertical	19	1.73	-	37.96	15.99	48.89
AV	20.98687G	35.20	63.54	-28.34	30.15	1	Vertical	19	1.73	-	37.95	15.99	48.89

6.875-7.125GHz_802.11be EHT20_Nss1,(MCS0)_4TX

6995MHz_TX

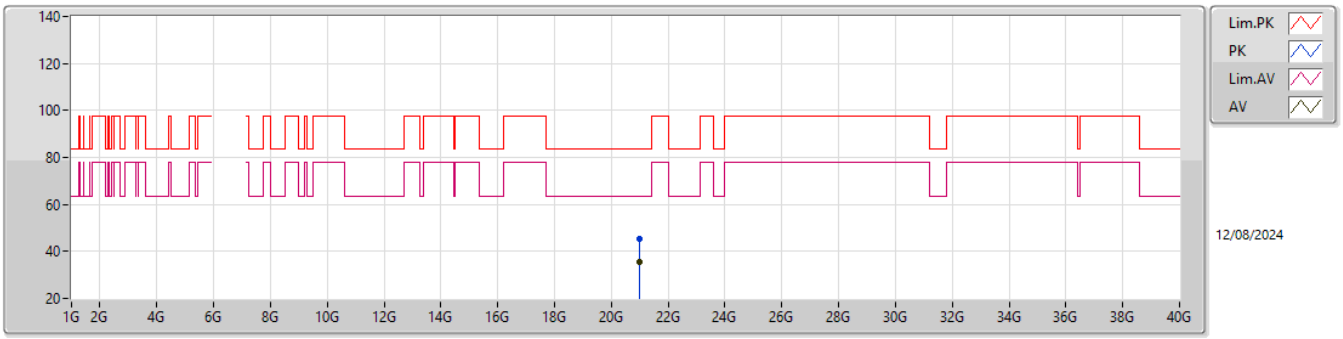

EUT Y_4TX
Setting 35
04-H-E-5

Type	Freq	Level	Limit	Margin	Raw	Dist	Condition	Azimuth	Height	Comment	AF	CL	PA
	(Hz)	(dBuV/m)	(dBuV/m)	(dB)	(dBuV)	(m)		(°)	(m)		(dB)	(dB)	(dB)
PK	20.98781G	45.29	83.54	-38.25	40.24	1	Horizontal	302	1.56	-	37.95	15.99	48.89
AV	20.9875G	35.31	63.54	-28.23	30.26	1	Horizontal	302	1.56	-	37.95	15.99	48.89

6.875-7.125GHz_802.11be EHT20_Nss1,(MCS0)_4TX

7095MHz_TX

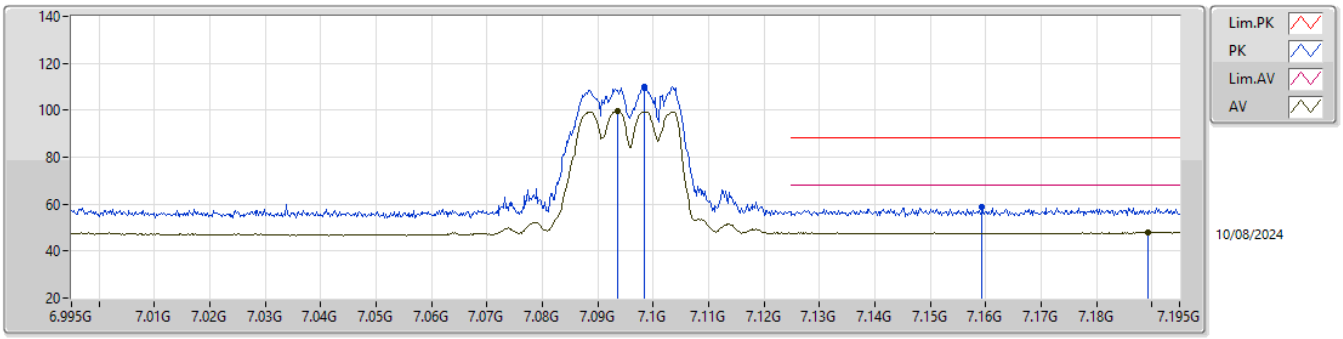

EUT Y_4TX
Setting 39
04-H-E-5-10

Type	Freq	Level	Limit	Margin	Raw	Dist	Condition	Azimuth	Height	Comment	AF	CL	PA
	(Hz)	(dBuV/m)	(dBuV/m)	(dB)	(dBuV)	(m)		(°)	(m)		(dB)	(dB)	(dB)
PK	7.0984G	109.99	Inf	-Inf	109.01	3	Vertical	0	1.50	-	36.40	7.03	42.45
RMS	7.0936G	99.72	Inf	-Inf	98.73	3	Vertical	0	1.50	-	36.41	7.03	42.45
PK	7.1594G	58.87	88.20	-29.33	57.70	3	Vertical	0	1.50	-	36.66	7.05	42.54
RMS	7.1894G	48.04	68.20	-20.16	46.73	3	Vertical	0	1.50	-	36.84	7.06	42.59

6.875-7.125GHz_802.11be EHT20_Nss1,(MCS0)_4TX

7095MHz_TX

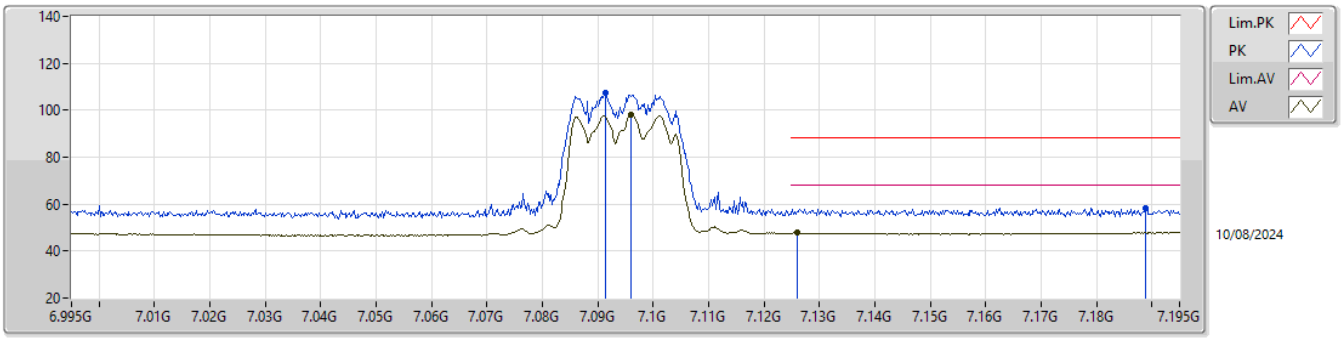

EUT Y_4TX
Setting 39
04-H-E-5-10

Type	Freq	Level	Limit	Margin	Raw	Dist	Condition	Azimuth	Height	Comment	AF	CL	PA
	(Hz)	(dBuV/m)	(dBuV/m)	(dB)	(dBuV)	(m)		(°)	(m)		(dB)	(dB)	(dB)
PK	7.0914G	107.57	Inf	-Inf	106.56	3	Horizontal	268	1.19	-	36.42	7.03	42.44
RMS	7.096G	98.12	Inf	-Inf	97.13	3	Horizontal	268	1.19	-	36.41	7.03	42.45
PK	7.1888G	58.45	88.20	-29.75	57.15	3	Horizontal	268	1.19	-	36.83	7.06	42.59
RMS	7.126G	48.03	68.20	-20.17	46.98	3	Horizontal	268	1.19	-	36.50	7.04	42.49

6.875-7.125GHz_802.11be EHT20_Nss1,(MCS0)_4TX

7095MHz_TX

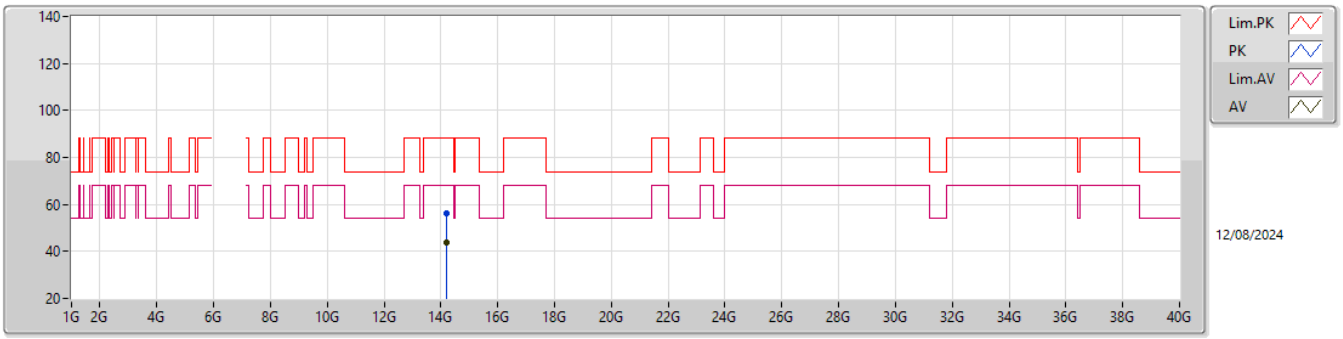

EUT Y_4TX
Setting 39
04-H-E-5

Type	Freq	Level	Limit	Margin	Raw	Dist	Condition	Azimuth	Height	Comment	AF	CL	PA
	(Hz)	(dBuV/m)	(dBuV/m)	(dB)	(dBuV)	(m)		(°)	(m)		(dB)	(dB)	(dB)
PK	14.18696G	56.11	88.20	-32.09	47.42	3	Vertical	153	1.01	-	40.70	10.59	42.60
RMS	14.18851G	44.00	68.20	-24.20	35.31	3	Vertical	153	1.01	-	40.70	10.59	42.60

6.875-7.125GHz_802.11be EHT20_Nss1,(MCS0)_4TX

7095MHz_TX

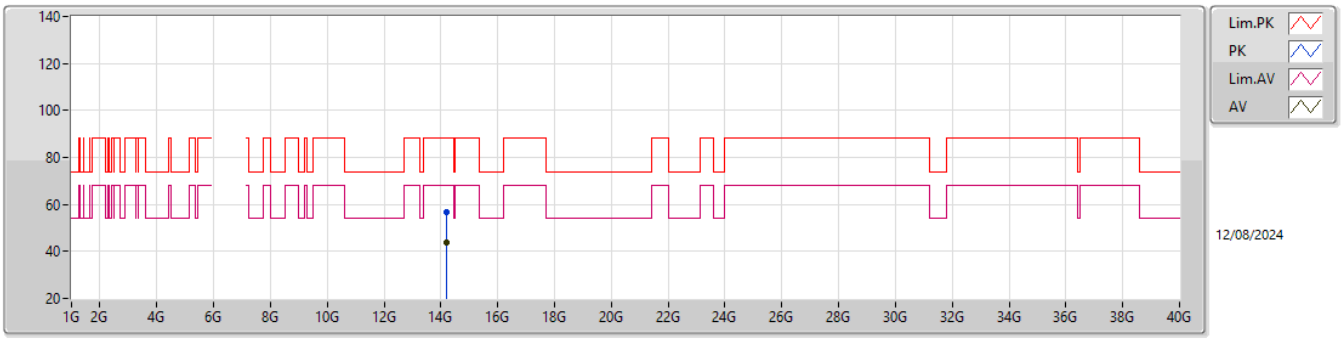

EUT Y_4TX
Setting 39
04-H-E-5

Type	Freq	Level	Limit	Margin	Raw	Dist	Condition	Azimuth	Height	Comment	AF	CL	PA
	(Hz)	(dBuV/m)	(dBuV/m)	(dB)	(dBuV)	(m)		(°)	(m)		(dB)	(dB)	(dB)
PK	14.18545G	56.52	88.20	-31.68	47.84	3	Horizontal	58	1.71	-	40.70	10.59	42.61
RMS	14.18809G	43.96	68.20	-24.24	35.27	3	Horizontal	58	1.71	-	40.70	10.59	42.60

6.875-7.125GHz_802.11be EHT20_Nss1,(MCS0)_4TX

7095MHz_TX

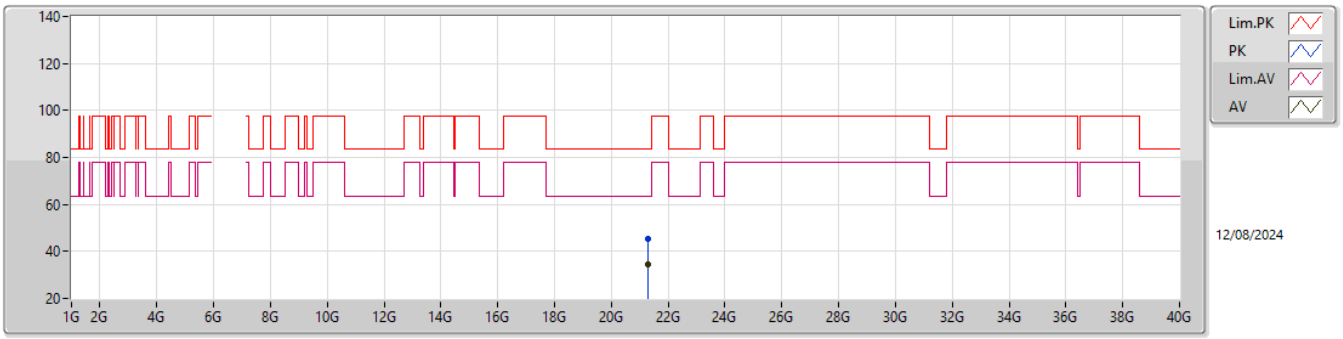

EUT Y_4TX
Setting 39
04-H-E-5

Type	Freq	Level	Limit	Margin	Raw	Dist	Condition	Azimuth	Height	Comment	AF	CL	PA
	(Hz)	(dBuV/m)	(dBuV/m)	(dB)	(dBuV)	(m)		(°)	(m)		(dB)	(dB)	(dB)
PK	21.28265G	45.41	83.54	-38.13	39.77	1	Vertical	352	1.44	-	38.26	16.23	48.85
AV	21.2889G	34.41	63.54	-29.13	28.72	1	Vertical	352	1.44	-	38.31	16.23	48.85

6.875-7.125GHz_802.11be EHT20_Nss1,(MCS0)_4TX

7095MHz_TX

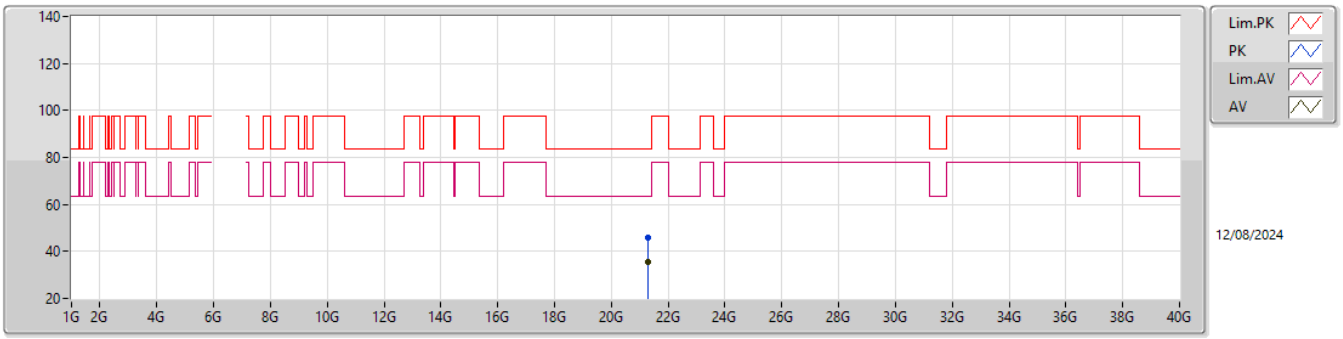

EUT Y_4TX
Setting 39
04-H-E-5

Type	Freq	Level	Limit	Margin	Raw	Dist	Condition	Azimuth	Height	Comment	AF	CL	PA
	(Hz)	(dBuV/m)	(dBuV/m)	(dB)	(dBuV)	(m)		(°)	(m)		(dB)	(dB)	(dB)
PK	21.28211G	45.77	83.54	-37.77	40.13	1	Horizontal	183	1.61	-	38.26	16.23	48.85
AV	21.28911G	35.41	63.54	-28.13	29.72	1	Horizontal	183	1.61	-	38.31	16.23	48.85

6.875-7.125GHz_802.11be EHT20_Nss1,(MCS0)_4TX

7115MHz_TX

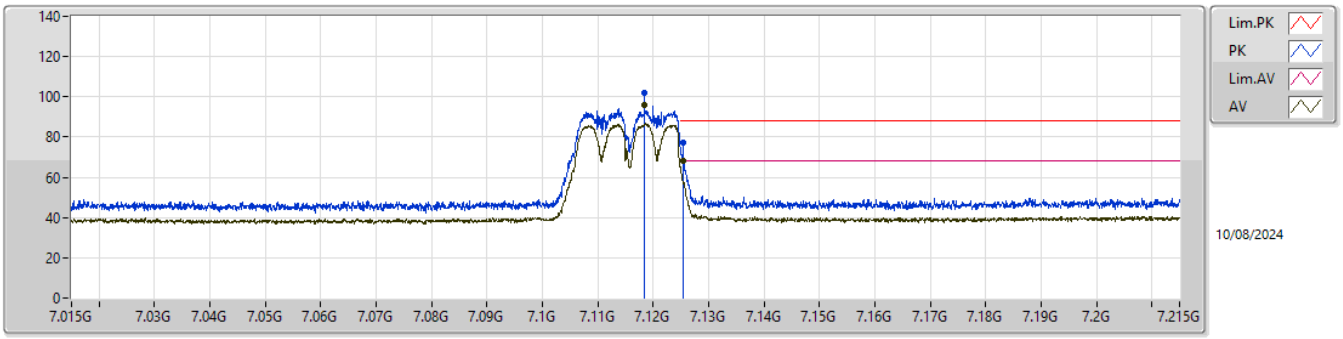

EUT Y_4TX
Setting 16
04-H-E-5-10

Type	Freq	Level	Limit	Margin	Raw	Dist	Condition	Azimuth	Height	Comment	AF	CL	PA
	(Hz)	(dBuV/m)	(dBuV/m)	(dB)	(dBuV)	(m)		(°)	(m)		(dB)	(dB)	(dB)
PK	7.1185G	101.85	Inf	-Inf	100.82	3	Vertical	360	1.43	BP 1MHz	36.47	7.04	42.48
RMS	7.1185G	95.65	Inf	-Inf	94.62	3	Vertical	360	1.43	BP 1MHz	36.47	7.04	42.48
PK	7.1255G	77.38	88.20	-10.82	76.33	3	Vertical	360	1.43	BP 1MHz	36.50	7.04	42.49
RMS	7.1255G	67.92	68.20	-0.28	66.87	3	Vertical	360	1.43	BP 1MHz	36.50	7.04	42.49

6.875-7.125GHz_802.11be EHT20_Nss1,(MCS0)_4TX

7115MHz_TX

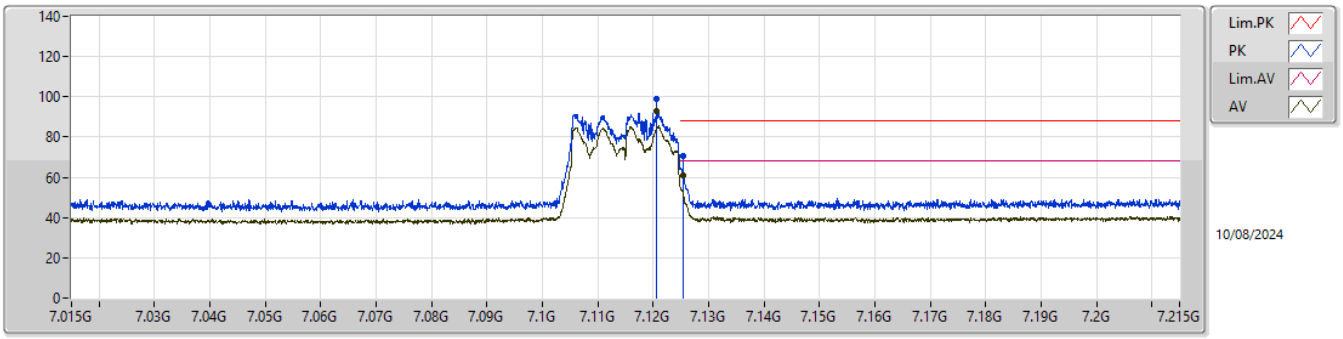

EUT Y_4TX
Setting 16
04-H-E-5-10

Type	Freq	Level	Limit	Margin	Raw	Dist	Condition	Azimuth	Height	Comment	AF	CL	PA
	(Hz)	(dBuV/m)	(dBuV/m)	(dB)	(dBuV)	(m)		(°)	(m)		(dB)	(dB)	(dB)
PK	7.1205G	99.24	Inf	-Inf	98.21	3	Horizontal	268	1.40	BP 1MHz	36.48	7.04	42.49
RMS	7.1205G	93.12	Inf	-Inf	92.09	3	Horizontal	268	1.40	BP 1MHz	36.48	7.04	42.49
PK	7.1255G	70.54	88.20	-17.66	69.49	3	Horizontal	268	1.40	BP 1MHz	36.50	7.04	42.49
RMS	7.1255G	60.90	68.20	-7.30	59.85	3	Horizontal	268	1.40	BP 1MHz	36.50	7.04	42.49

6.875-7.125GHz_802.11be EHT20_Nss1,(MCS0)_4TX

7115MHz_TX

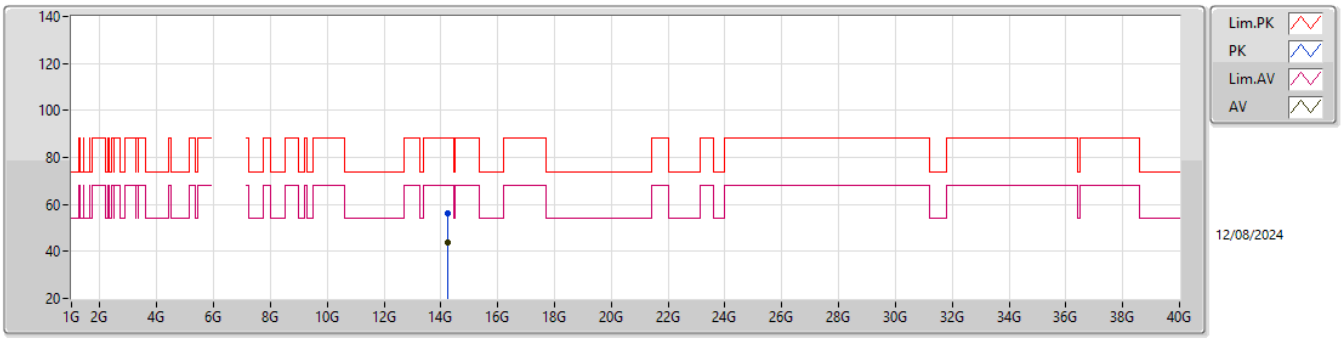

EUT Y_4TX
Setting 16
04-H-E-5

Type	Freq	Level	Limit	Margin	Raw	Dist	Condition	Azimuth	Height	Comment	AF	CL	PA
	(Hz)	(dBuV/m)	(dBuV/m)	(dB)	(dBuV)	(m)		(°)	(m)		(dB)	(dB)	(dB)
PK	14.22936G	55.95	88.20	-32.25	47.22	3	Vertical	98	2.23	-	40.64	10.61	42.52
RMS	14.23354G	43.97	68.20	-24.23	35.24	3	Vertical	98	2.23	-	40.63	10.61	42.51

6.875-7.125GHz_802.11be EHT20_Nss1,(MCS0)_4TX

7115MHz_TX

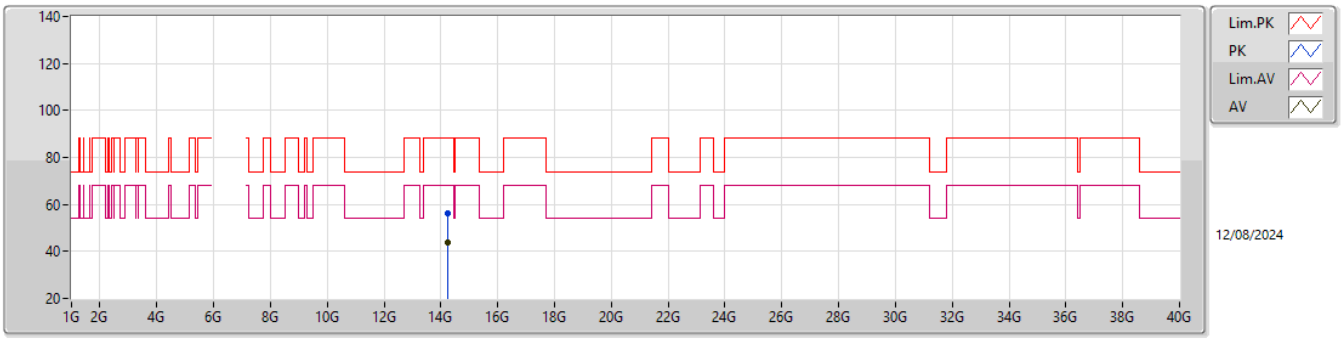

EUT Y_4TX
Setting 16
04-H-E-5

Type	Freq	Level	Limit	Margin	Raw	Dist	Condition	Azimuth	Height	Comment	AF	CL	PA
	(Hz)	(dBuV/m)	(dBuV/m)	(dB)	(dBuV)	(m)		(°)	(m)		(dB)	(dB)	(dB)
PK	14.22574G	56.35	88.20	-31.85	47.62	3	Horizontal	346	1.66	-	40.65	10.61	42.53
RMS	14.23476G	43.92	68.20	-24.28	35.19	3	Horizontal	346	1.66	-	40.63	10.61	42.51

6.875-7.125GHz_802.11be EHT20_Nss1,(MCS0)_4TX

7115MHz_TX

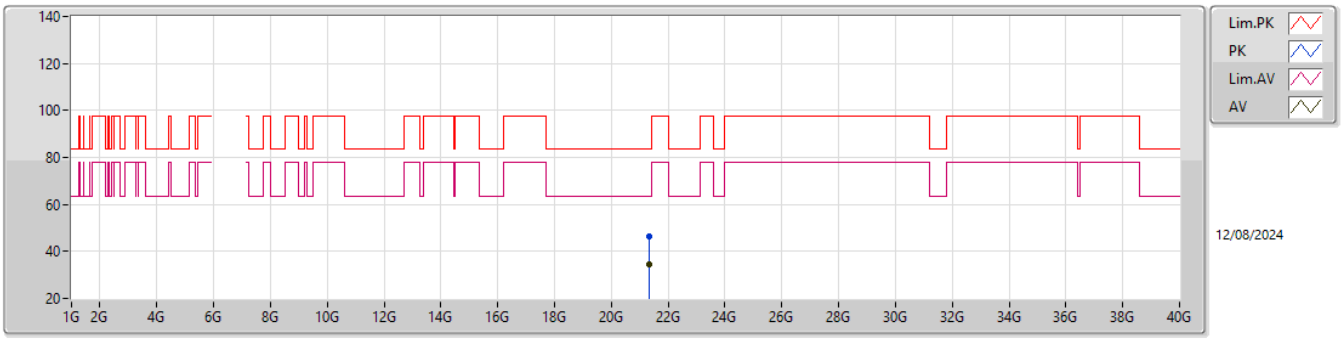

EUT Y_4TX
Setting 16
04-H-E-5

Type	Freq	Level	Limit	Margin	Raw	Dist	Condition	Azimuth	Height	Comment	AF	CL	PA
	(Hz)	(dBuV/m)	(dBuV/m)	(dB)	(dBuV)	(m)		(°)	(m)		(dB)	(dB)	(dB)
PK	21.34428G	46.28	83.54	-37.26	40.53	1	Vertical	144	1.65	-	38.31	16.28	48.84
AV	21.34192G	34.73	63.54	-28.81	28.98	1	Vertical	144	1.65	-	38.32	16.27	48.84

6.875-7.125GHz_802.11be EHT20_Nss1,(MCS0)_4TX

7115MHz_TX

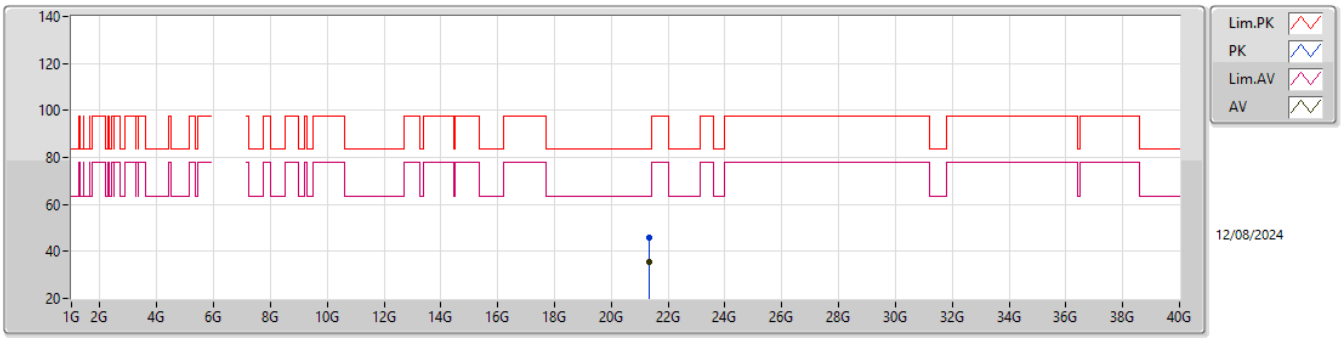

EUT Y_4TX
Setting 16
04-H-E-5

Type	Freq	Level	Limit	Margin	Raw	Dist	Condition	Azimuth	Height	Comment	AF	CL	PA
	(Hz)	(dBuV/m)	(dBuV/m)	(dB)	(dBuV)	(m)		(°)	(m)		(dB)	(dB)	(dB)
PK	21.34312G	45.88	83.54	-37.66	40.14	1	Horizontal	186	1.49	-	38.31	16.27	48.84
AV	21.34557G	35.75	63.54	-27.79	30.00	1	Horizontal	186	1.49	-	38.31	16.28	48.84

5.925-6.425GHz_802.11be EHT40_Nss1,(MCS0)_4TX

5965MHz_TX

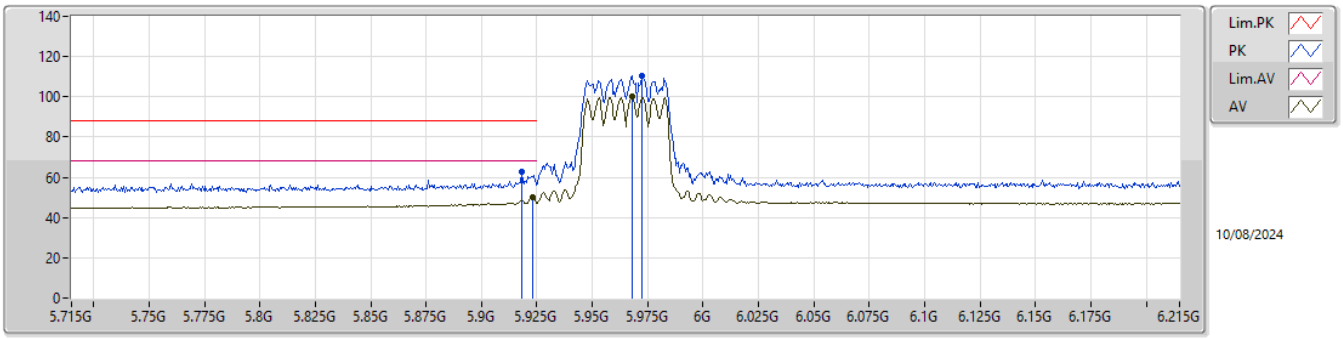

EUT Y_4TX
Setting 42
04-H-S-5-10

Type	Freq	Level	Limit	Margin	Raw	Dist	Condition	Azimuth	Height	Comment	AF	CL	PA
	(Hz)	(dBuV/m)	(dBuV/m)	(dB)	(dBuV)	(m)		(°)	(m)		(dB)	(dB)	(dB)
PK	5.918G	62.48	88.20	-25.72	64.44	3	Vertical	176	1.66	-	34.81	6.31	43.08
RMS	5.923G	50.28	68.20	-17.92	52.20	3	Vertical	176	1.66	-	34.84	6.31	43.07
PK	5.9725G	110.46	Inf	-Inf	112.15	3	Vertical	176	1.66	-	35.00	6.36	43.05
RMS	5.968G	100.01	Inf	-Inf	101.71	3	Vertical	176	1.66	-	35.00	6.35	43.05

5.925-6.425GHz_802.11be EHT40_Nss1,(MCS0)_4TX

5965MHz_TX

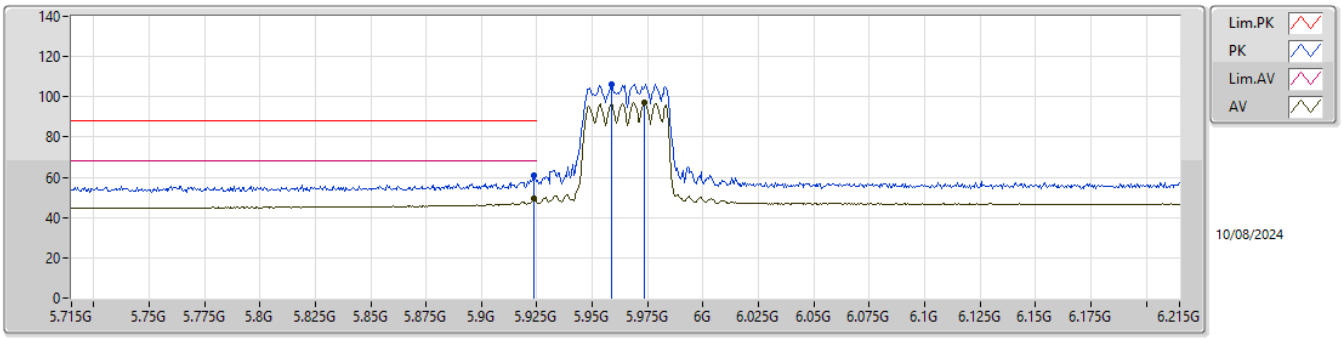

EUT Y_4TX
Setting 42
04-H-S-5-10

Type	Freq	Level	Limit	Margin	Raw	Dist	Condition	Azimuth	Height	Comment	AF	CL	PA
	(Hz)	(dBuV/m)	(dBuV/m)	(dB)	(dBuV)	(m)		(°)	(m)		(dB)	(dB)	(dB)
PK	5.9235G	61.19	88.20	-27.01	63.11	3	Horizontal	347	1.50	-	34.84	6.31	43.07
RMS	5.9235G	49.30	68.20	-18.90	51.22	3	Horizontal	347	1.50	-	34.84	6.31	43.07
PK	5.9585G	106.23	Inf	-Inf	107.94	3	Horizontal	347	1.50	-	35.00	6.34	43.05
RMS	5.9735G	97.08	Inf	-Inf	98.76	3	Horizontal	347	1.50	-	35.00	6.36	43.04

5.925-6.425GHz_802.11be EHT40_Nss1,(MCS0)_4TX

5965MHz_TX

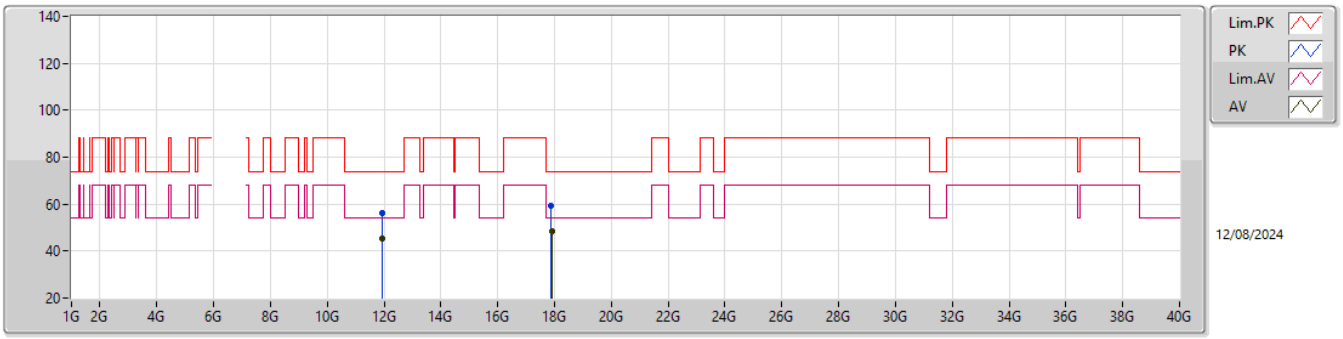

EUT Y_4TX
Setting 42
04-H-E-5

Type	Freq	Level	Limit	Margin	Raw	Dist	Condition	Azimuth	Height	Comment	AF	CL	PA
	(Hz)	(dBuV/m)	(dBuV/m)	(dB)	(dBuV)	(m)		(°)	(m)		(dB)	(dB)	(dB)
PK	11.93055G	56.12	74.00	-17.88	50.76	3	Vertical	220	1.93	-	38.60	9.69	42.93
AV	11.92997G	45.17	54.00	-8.83	39.81	3	Vertical	220	1.93	-	38.60	9.69	42.93
PK	17.8941G	59.43	74.00	-14.57	46.56	3	Vertical	257	2.10	-	41.49	12.97	41.59
AV	17.89432G	48.61	54.00	-5.39	35.74	3	Vertical	257	2.10	-	41.49	12.97	41.59

5.925-6.425GHz_802.11be EHT40_Nss1,(MCS0)_4TX

5965MHz_TX

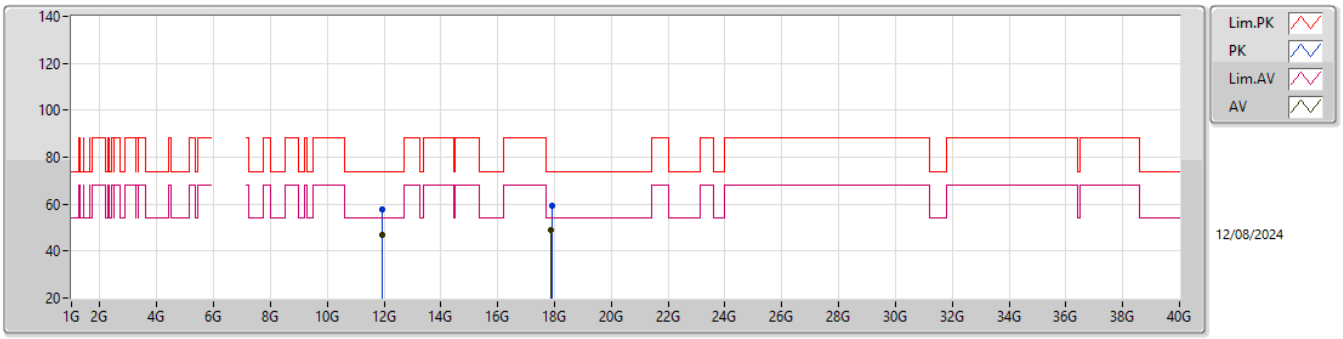

EUT Y_4TX
Setting 42
04-H-E-5

Type	Freq	Level	Limit	Margin	Raw	Dist	Condition	Azimuth	Height	Comment	AF	CL	PA
	(Hz)	(dBuV/m)	(dBuV/m)	(dB)	(dBuV)	(m)		(°)	(m)		(dB)	(dB)	(dB)
PK	11.93012G	57.64	74.00	-16.36	52.28	3	Horizontal	322	1.68	-	38.60	9.69	42.93
AV	11.92967G	46.65	54.00	-7.35	41.29	3	Horizontal	322	1.68	-	38.60	9.69	42.93
PK	17.8946G	59.52	74.00	-14.48	46.64	3	Horizontal	196	1.85	-	41.49	12.98	41.59
AV	17.89192G	48.89	54.00	-5.11	36.03	3	Horizontal	196	1.85	-	41.48	12.97	41.59

5.925-6.425GHz_802.11be EHT40_Nss1,(MCS0)_4TX

5965MHz_TX

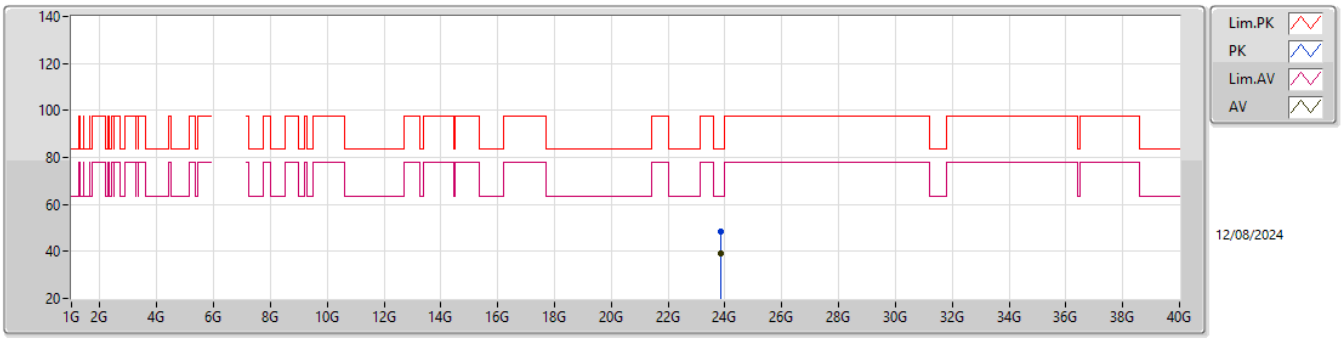

EUT Y_4TX
Setting 42
04-H-E-5

Type	Freq	Level	Limit	Margin	Raw	Dist	Condition	Azimuth	Height	Comment	AF	CL	PA
	(Hz)	(dBuV/m)	(dBuV/m)	(dB)	(dBuV)	(m)		(°)	(m)		(dB)	(dB)	(dB)
PK	23.85983G	48.39	83.54	-35.15	39.39	1	Vertical	265	1.50	-	38.80	17.36	47.16
AV	23.85981G	39.35	63.54	-24.19	30.35	1	Vertical	265	1.50	-	38.80	17.36	47.16

5.925-6.425GHz_802.11be EHT40_Nss1,(MCS0)_4TX

5965MHz_TX

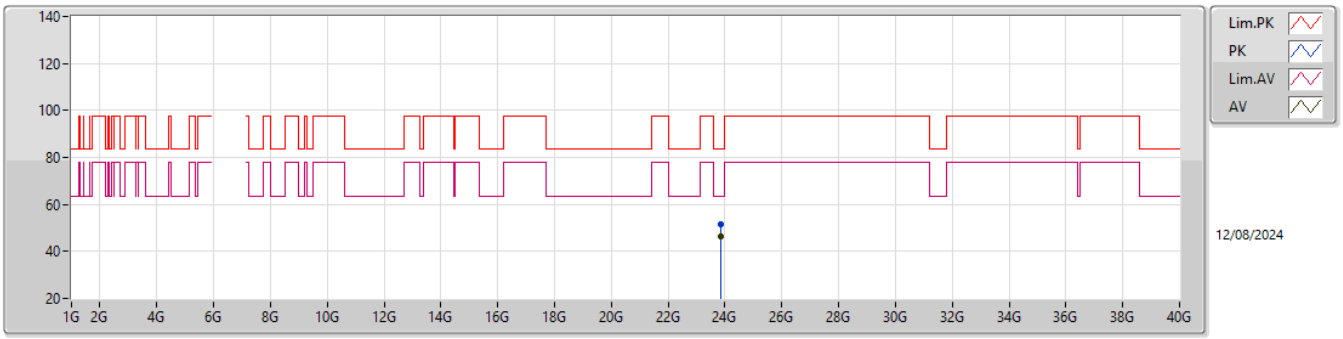

EUT Y_4TX
Setting 42
04-H-E-5

Type	Freq	Level	Limit	Margin	Raw	Dist	Condition	Azimuth	Height	Comment	AF	CL	PA
	(Hz)	(dBuV/m)	(dBuV/m)	(dB)	(dBuV)	(m)		(°)	(m)		(dB)	(dB)	(dB)
PK	23.85975G	51.46	83.54	-32.08	42.46	1	Horizontal	355	1.56	-	38.80	17.36	47.16
AV	23.85979G	46.14	63.54	-17.40	37.14	1	Horizontal	355	1.56	-	38.80	17.36	47.16

5.925-6.425GHz_802.11be EHT40_Nss1,(MCS0)_4TX

6205MHz_TX

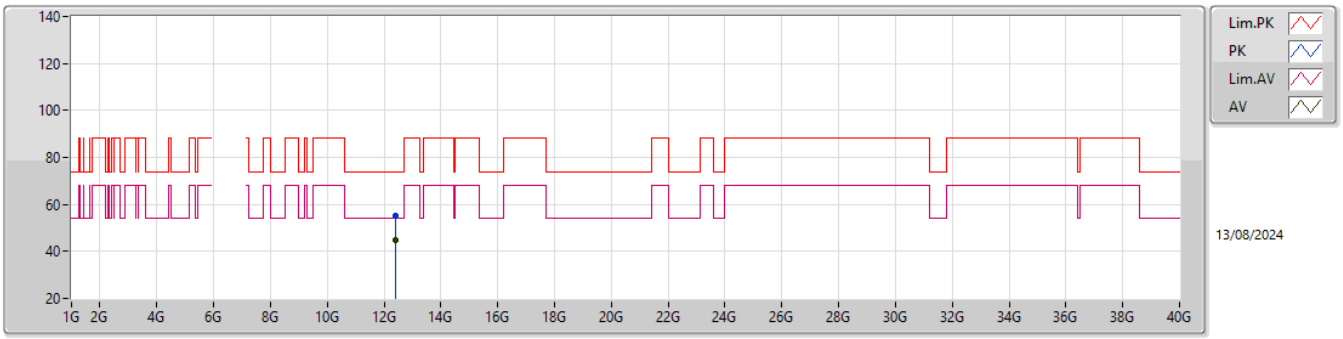

EUT Y_4TX
Setting 49
04-H-E-5

Type	Freq	Level	Limit	Margin	Raw	Dist	Condition	Azimuth	Height	Comment	AF	CL	PA
	(Hz)	(dBuV/m)	(dBuV/m)	(dB)	(dBuV)	(m)		(°)	(m)		(dB)	(dB)	(dB)
PK	12.40934G	54.94	74.00	-19.06	49.59	3	Vertical	289	2.85	-	38.50	9.89	43.04
AV	12.40941G	44.61	54.00	-9.39	39.26	3	Vertical	289	2.85	-	38.50	9.89	43.04

5.925-6.425GHz_802.11be EHT40_Nss1,(MCS0)_4TX

6205MHz_TX

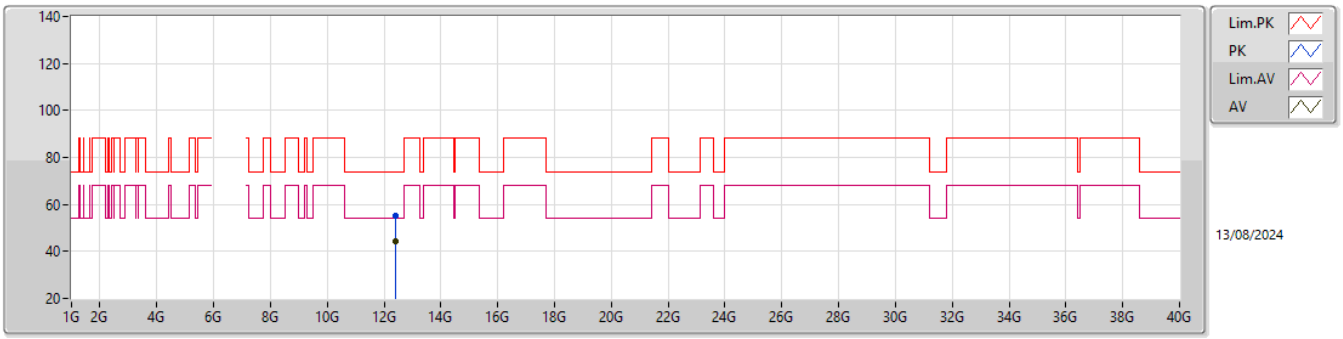

EUT Y_4TX
Setting 49
04-H-E-5

Type	Freq	Level	Limit	Margin	Raw	Dist	Condition	Azimuth	Height	Comment	AF	CL	PA
	(Hz)	(dBuV/m)	(dBuV/m)	(dB)	(dBuV)	(m)		(°)	(m)		(dB)	(dB)	(dB)
PK	12.41391G	55.15	74.00	-18.85	49.80	3	Horizontal	74	1.53	-	38.50	9.89	43.04
AV	12.4128G	44.38	54.00	-9.62	39.03	3	Horizontal	74	1.53	-	38.50	9.89	43.04

5.925-6.425GHz_802.11be EHT40_Nss1,(MCS0)_4TX

6205MHz_TX

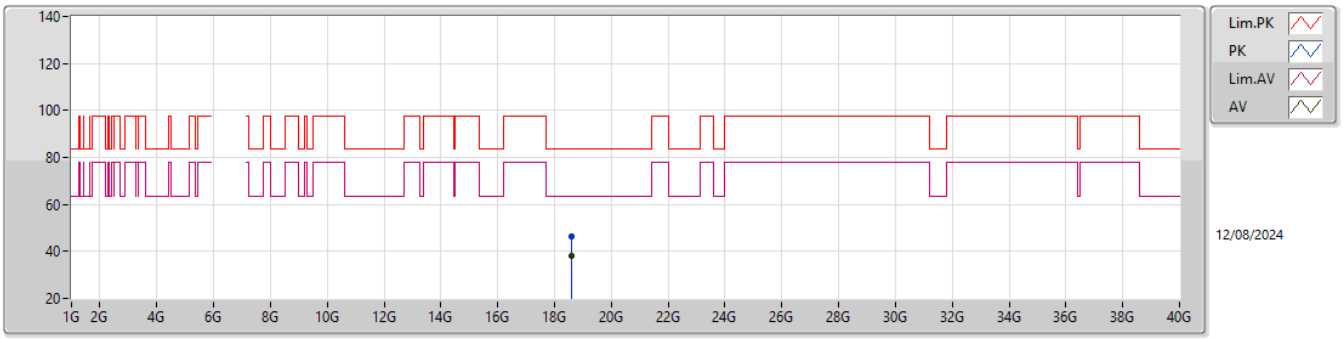

EUT Y_4TX
Setting 49
04-H-E-5

Type	Freq	Level	Limit	Margin	Raw	Dist	Condition	Azimuth	Height	Comment	AF	CL	PA
	(Hz)	(dBuV/m)	(dBuV/m)	(dB)	(dBuV)	(m)		(°)	(m)		(dB)	(dB)	(dB)
PK	18.61477G	46.39	83.54	-37.15	42.99	1	Vertical	258	1.80	-	37.73	15.27	49.60
AV	18.61478G	38.30	63.54	-25.24	34.90	1	Vertical	258	1.80	-	37.73	15.27	49.60

5.925-6.425GHz_802.11be EHT40_Nss1,(MCS0)_4TX

6205MHz_TX

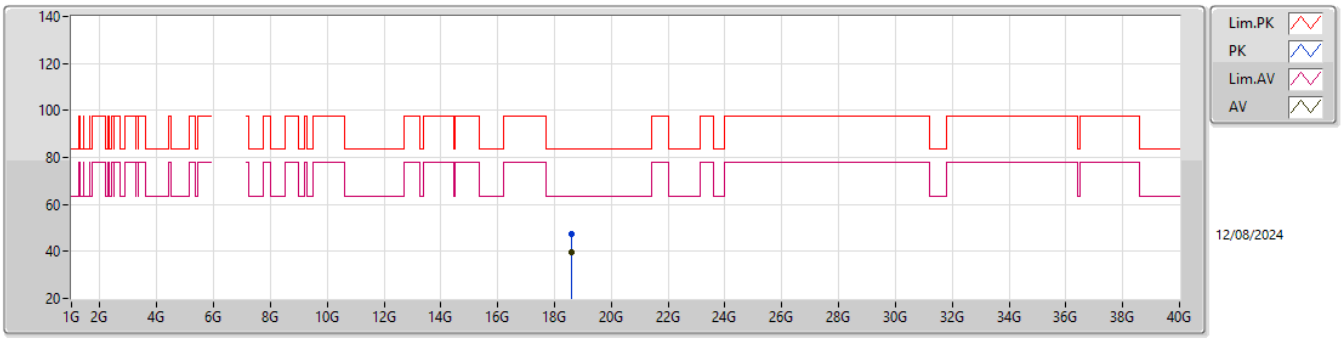

EUT Y_4TX
Setting 49
04-H-E-5

Type	Freq	Level	Limit	Margin	Raw	Dist	Condition	Azimuth	Height	Comment	AF	CL	PA
	(Hz)	(dBuV/m)	(dBuV/m)	(dB)	(dBuV)	(m)		(°)	(m)		(dB)	(dB)	(dB)
PK	18.61472G	47.36	83.54	-36.18	43.96	1	Horizontal	210	1.47	-	37.73	15.27	49.60
AV	18.61471G	39.77	63.54	-23.77	36.37	1	Horizontal	210	1.47	-	37.73	15.27	49.60

5.925-6.425GHz_802.11be EHT40_Nss1,(MCS0)_4TX

6405MHz_TX

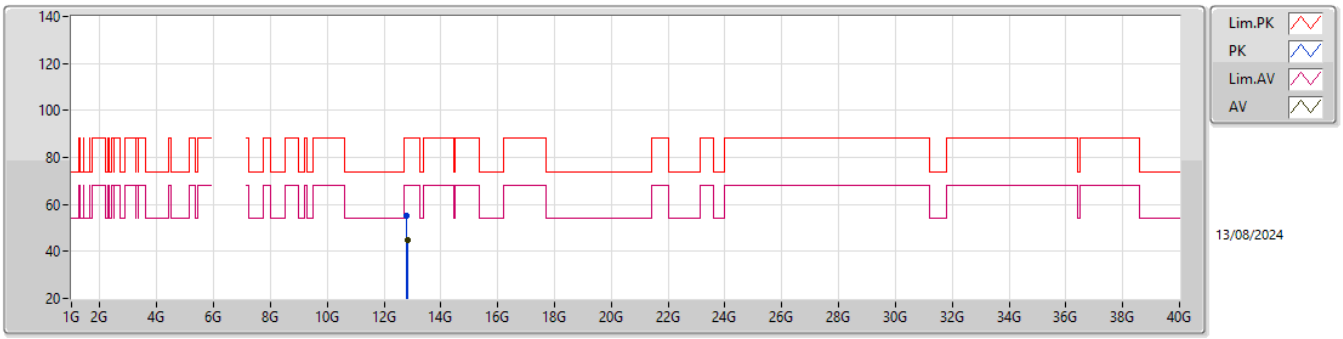

EUT Y_4TX
Setting 51
04-H-E-5

Type	Freq	Level	Limit	Margin	Raw	Dist	Condition	Azimuth	Height	Comment	AF	CL	PA
	(Hz)	(dBuV/m)	(dBuV/m)	(dB)	(dBuV)	(m)		(°)	(m)		(dB)	(dB)	(dB)
PK	12.80822G	55.42	88.20	-32.78	49.03	3	Vertical	193	2.34	-	39.03	10.04	42.68
RMS	12.81136G	44.82	68.20	-23.38	38.41	3	Vertical	193	2.34	-	39.05	10.04	42.68

5.925-6.425GHz_802.11be EHT40_Nss1,(MCS0)_4TX

6405MHz_TX

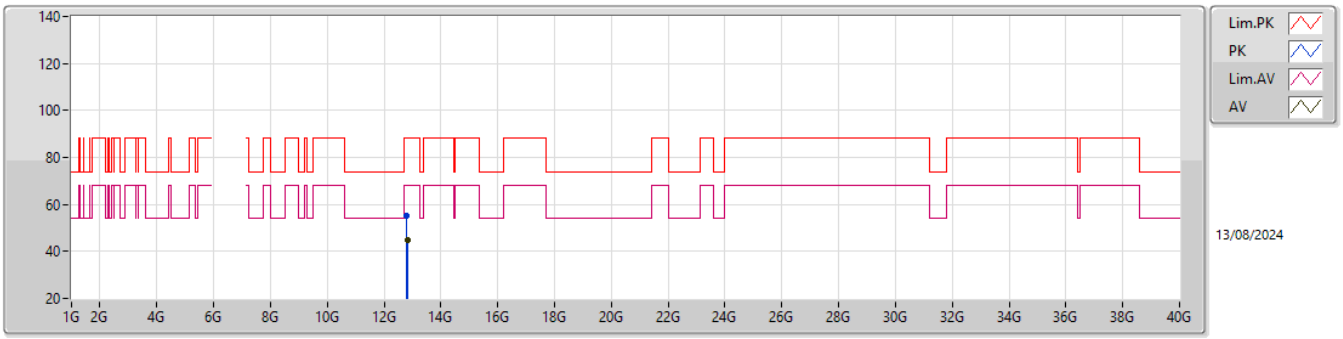

EUT Y_4TX
Setting 51
04-H-E-5

Type	Freq	Level	Limit	Margin	Raw	Dist	Condition	Azimuth	Height	Comment	AF	CL	PA
	(Hz)	(dBuV/m)	(dBuV/m)	(dB)	(dBuV)	(m)		(°)	(m)		(dB)	(dB)	(dB)
PK	12.81053G	55.20	88.20	-33.00	48.80	3	Horizontal	165	2.80	-	39.04	10.04	42.68
RMS	12.81354G	44.65	68.20	-23.55	38.23	3	Horizontal	165	2.80	-	39.05	10.04	42.67

5.925-6.425GHz_802.11be EHT40_Nss1,(MCS0)_4TX

6405MHz_TX

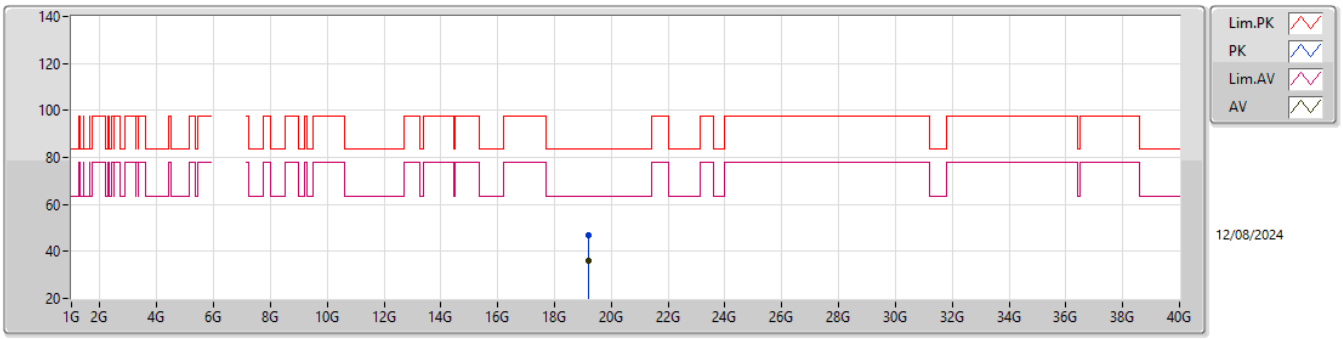

EUT Y_4TX
Setting 51
04-H-E-5

Type	Freq	Level	Limit	Margin	Raw	Dist	Condition	Azimuth	Height	Comment	AF	CL	PA
	(Hz)	(dBuV/m)	(dBuV/m)	(dB)	(dBuV)	(m)		(°)	(m)		(dB)	(dB)	(dB)
PK	19.21465G	46.97	83.54	-36.57	43.25	1	Vertical	143	1.50	-	37.97	15.24	49.49
AV	19.21469G	36.05	63.54	-27.49	32.33	1	Vertical	143	1.50	-	37.97	15.24	49.49

5.925-6.425GHz_802.11be EHT40_Nss1,(MCS0)_4TX

6405MHz_TX

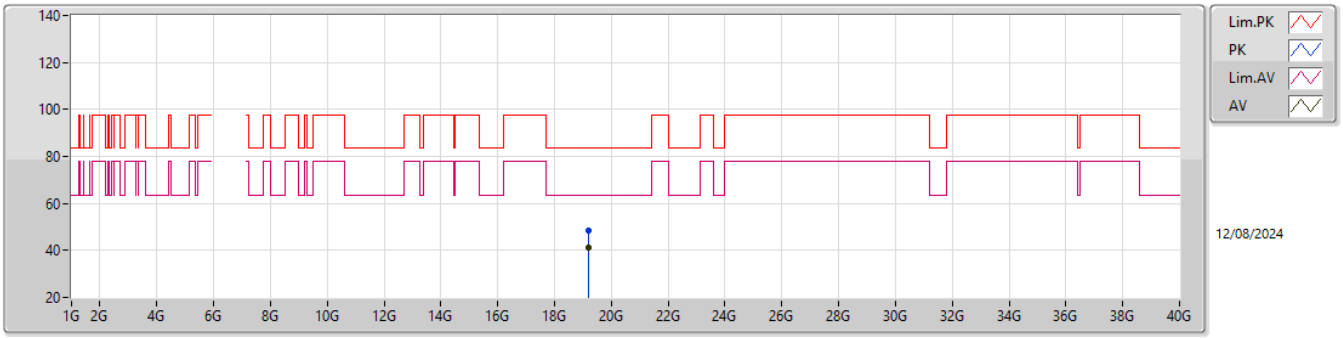

EUT Y_4TX
Setting 51
04-H-E-5

Type	Freq	Level	Limit	Margin	Raw	Dist	Condition	Azimuth	Height	Comment	AF	CL	PA
	(Hz)	(dBuV/m)	(dBuV/m)	(dB)	(dBuV)	(m)		(°)	(m)		(dB)	(dB)	(dB)
PK	19.2148G	48.54	83.54	-35.00	44.82	1	Horizontal	165	1.49	-	37.97	15.24	49.49
AV	19.21485G	41.43	63.54	-22.11	37.71	1	Horizontal	165	1.49	-	37.97	15.24	49.49

6.425-6.525GHz_802.11be EHT40_Nss1,(MCS0)_4TX

6445MHz_TX

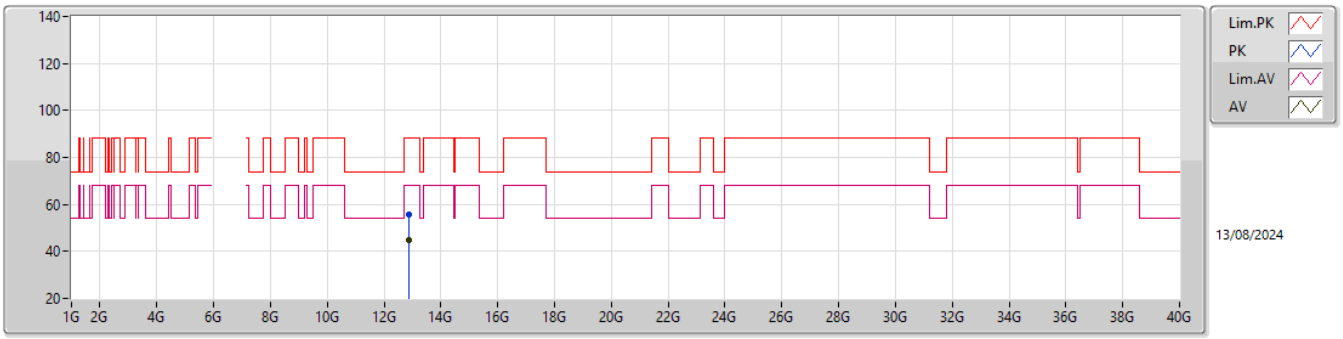

EUT Y_4TX
Setting 52
04-H-E-5

Type	Freq	Level	Limit	Margin	Raw	Dist	Condition	Azimuth	Height	Comment	AF	CL	PA
	(Hz)	(dBuV/m)	(dBuV/m)	(dB)	(dBuV)	(m)		(°)	(m)		(dB)	(dB)	(dB)
PK	12.89278G	55.77	88.20	-32.43	49.08	3	Vertical	14	1.63	-	39.20	10.07	42.58
RMS	12.88955G	44.69	68.20	-23.51	38.00	3	Vertical	14	1.63	-	39.20	10.07	42.58

6.425-6.525GHz_802.11be EHT40_Nss1,(MCS0)_4TX

6445MHz_TX

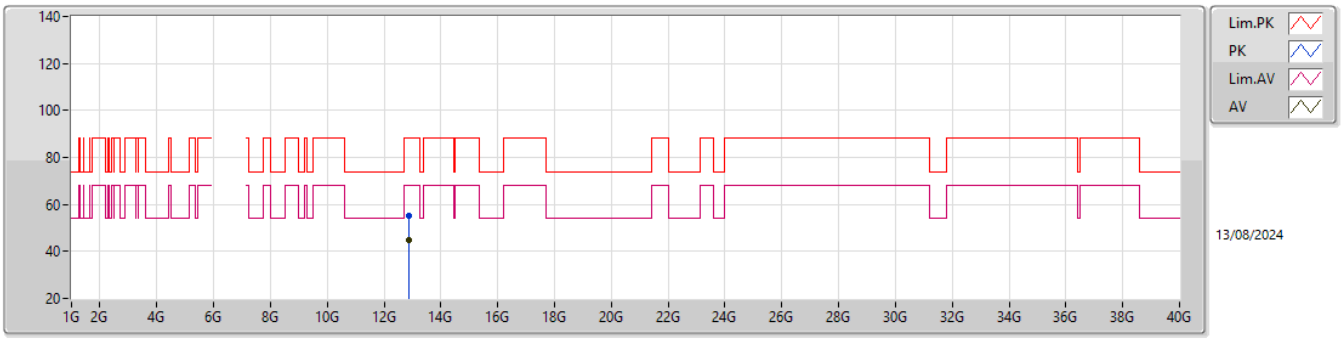

EUT Y_4TX
Setting 52
04-H-E-5

Type	Freq	Level	Limit	Margin	Raw	Dist	Condition	Azimuth	Height	Comment	AF	CL	PA
	(Hz)	(dBuV/m)	(dBuV/m)	(dB)	(dBuV)	(m)		(°)	(m)		(dB)	(dB)	(dB)
PK	12.88796G	55.20	88.20	-33.00	48.51	3	Horizontal	332	1.81	-	39.20	10.07	42.58
RMS	12.88817G	44.66	68.20	-23.54	37.97	3	Horizontal	332	1.81	-	39.20	10.07	42.58

6.425-6.525GHz_802.11be EHT40_Nss1,(MCS0)_4TX

6445MHz_TX

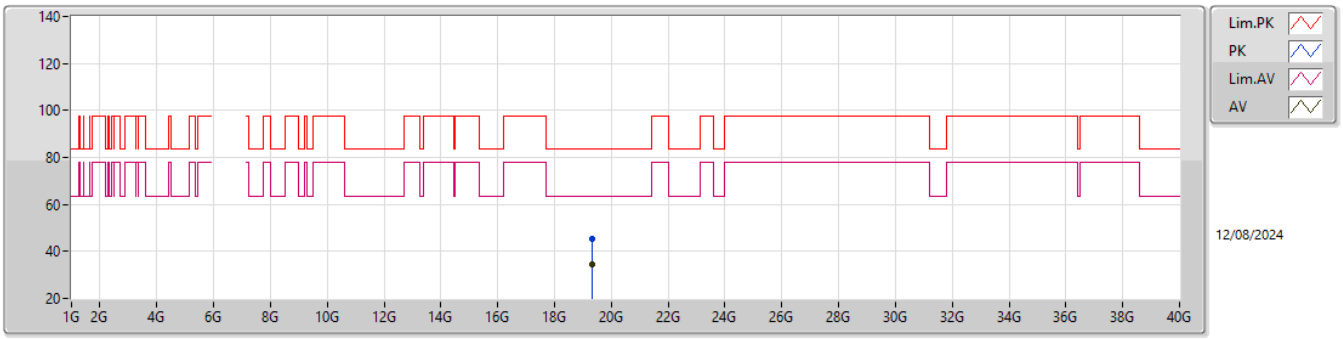

EUT Y_4TX
Setting 52
04-H-E-5

Type	Freq	Level	Limit	Margin	Raw	Dist	Condition	Azimuth	Height	Comment	AF	CL	PA
	(Hz)	(dBuV/m)	(dBuV/m)	(dB)	(dBuV)	(m)		(°)	(m)		(dB)	(dB)	(dB)
PK	19.33416G	45.40	83.54	-38.14	41.88	1	Vertical	335	1.51	-	37.86	15.23	49.57
AV	19.33235G	34.71	63.54	-28.83	31.18	1	Vertical	335	1.51	-	37.87	15.23	49.57

6.425-6.525GHz_802.11be EHT40_Nss1,(MCS0)_4TX

6445MHz_TX

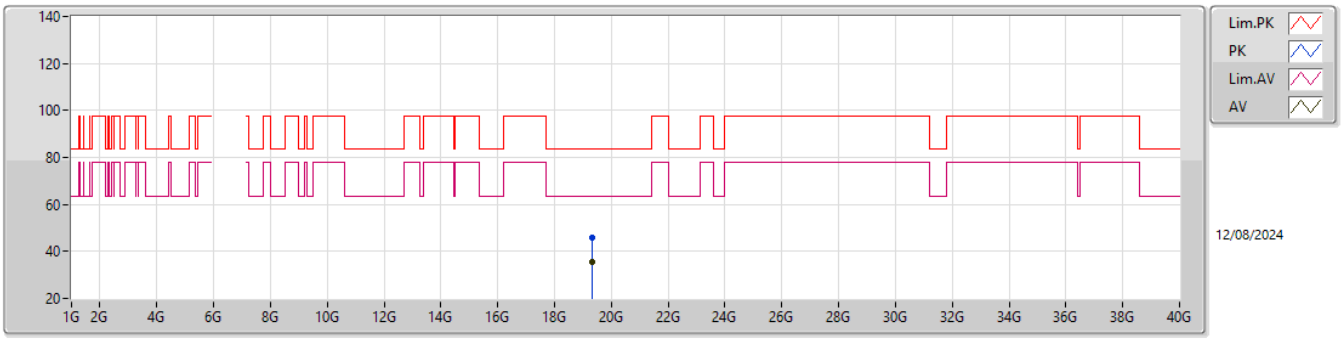

EUT Y_4TX
Setting 52
04-H-E-5

Type	Freq	Level	Limit	Margin	Raw	Dist	Condition	Azimuth	Height	Comment	AF	CL	PA
	(Hz)	(dBuV/m)	(dBuV/m)	(dB)	(dBuV)	(m)		(°)	(m)		(dB)	(dB)	(dB)
PK	19.33483G	45.88	83.54	-37.66	42.36	1	Horizontal	115	1.71	-	37.86	15.23	49.57
AV	19.33383G	35.57	63.54	-27.97	32.05	1	Horizontal	115	1.71	-	37.86	15.23	49.57

6.425-6.525GHz_802.11be EHT40_Nss1,(MCS0)_4TX

6485MHz_TX

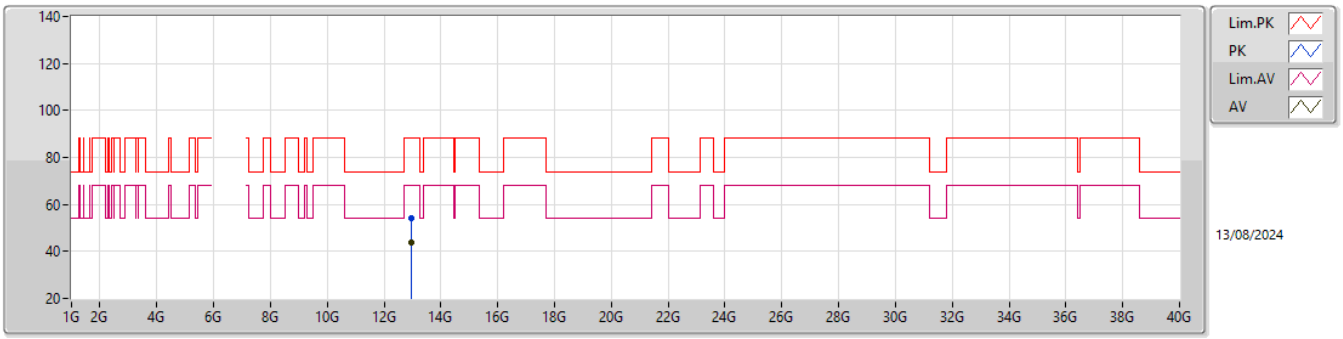

EUT Y_4TX
Setting 54
04-H-E-5

Type	Freq	Level	Limit	Margin	Raw	Dist	Condition	Azimuth	Height	Comment	AF	CL	PA
	(Hz)	(dBuV/m)	(dBuV/m)	(dB)	(dBuV)	(m)		(°)	(m)		(dB)	(dB)	(dB)
PK	12.96589G	54.31	88.20	-33.89	47.36	3	Vertical	358	1.72	-	39.33	10.10	42.48
RMS	12.97207G	43.87	68.20	-24.33	36.91	3	Vertical	358	1.72	-	39.34	10.10	42.48

6.425-6.525GHz_802.11be EHT40_Nss1,(MCS0)_4TX

6485MHz_TX

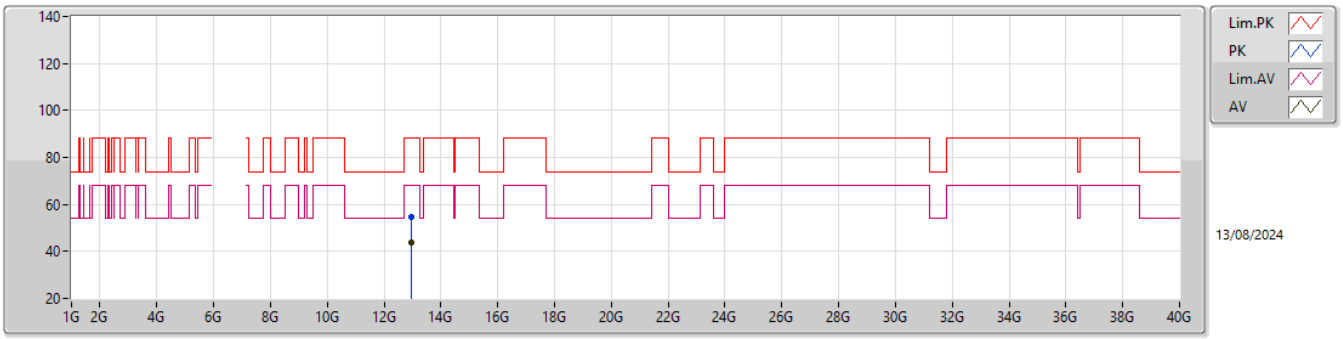

EUT Y_4TX
Setting 54
04-H-E-5

Type	Freq	Level	Limit	Margin	Raw	Dist	Condition	Azimuth	Height	Comment	AF	CL	PA
	(Hz)	(dBuV/m)	(dBuV/m)	(dB)	(dBuV)	(m)		(°)	(m)		(dB)	(dB)	(dB)
PK	12.96824G	54.74	88.20	-33.46	47.78	3	Horizontal	207	1.03	-	39.34	10.10	42.48
RMS	12.96657G	43.66	68.20	-24.54	36.71	3	Horizontal	207	1.03	-	39.33	10.10	42.48

6.425-6.525GHz_802.11be EHT40_Nss1,(MCS0)_4TX

6485MHz_TX

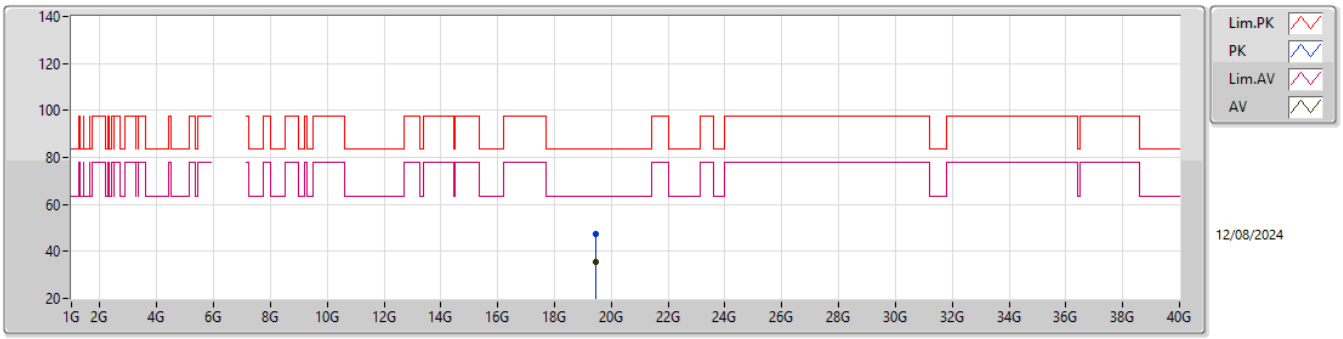

EUT Y_4TX
Setting 54
04-H-E-5

Type	Freq	Level	Limit	Margin	Raw	Dist	Condition	Azimuth	Height	Comment	AF	CL	PA
	(Hz)	(dBuV/m)	(dBuV/m)	(dB)	(dBuV)	(m)		(°)	(m)		(dB)	(dB)	(dB)
PK	19.45851G	47.21	83.54	-36.33	43.80	1	Vertical	232	1.48	-	37.83	15.23	49.65
AV	19.45291G	35.73	63.54	-27.81	32.34	1	Vertical	232	1.48	-	37.81	15.23	49.65

6.425-6.525GHz_802.11be EHT40_Nss1,(MCS0)_4TX

6485MHz_TX

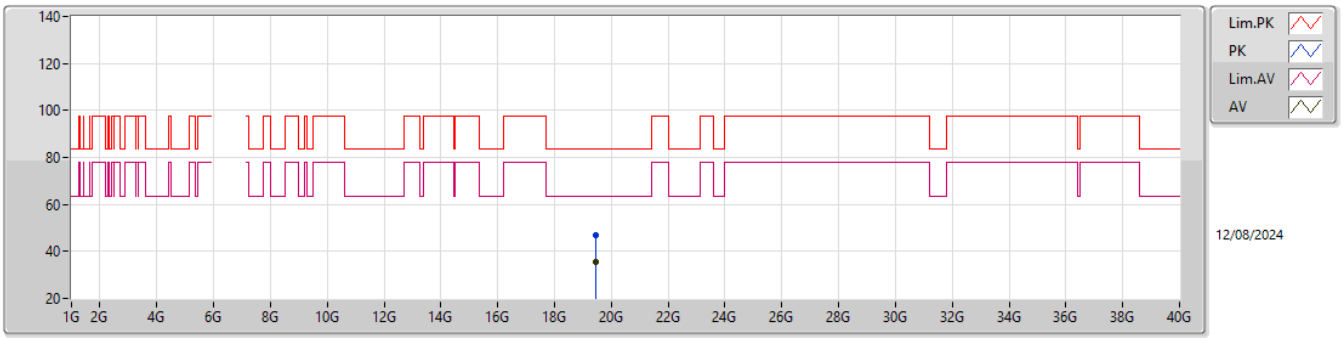

EUT Y_4TX
Setting 54
04-H-E-5

Type	Freq	Level	Limit	Margin	Raw	Dist	Condition	Azimuth	Height	Comment	AF	CL	PA
	(Hz)	(dBuV/m)	(dBuV/m)	(dB)	(dBuV)	(m)		(°)	(m)		(dB)	(dB)	(dB)
PK	19.45527G	46.86	83.54	-36.68	43.46	1	Horizontal	256	1.57	-	37.82	15.23	49.65
AV	19.45734G	35.69	63.54	-27.85	32.28	1	Horizontal	256	1.57	-	37.83	15.23	49.65

6.425-6.525GHz_802.11be EHT40_Nss1,(MCS0)_4TX

6525MHz Straddle 6.425-6.525GHz_TX

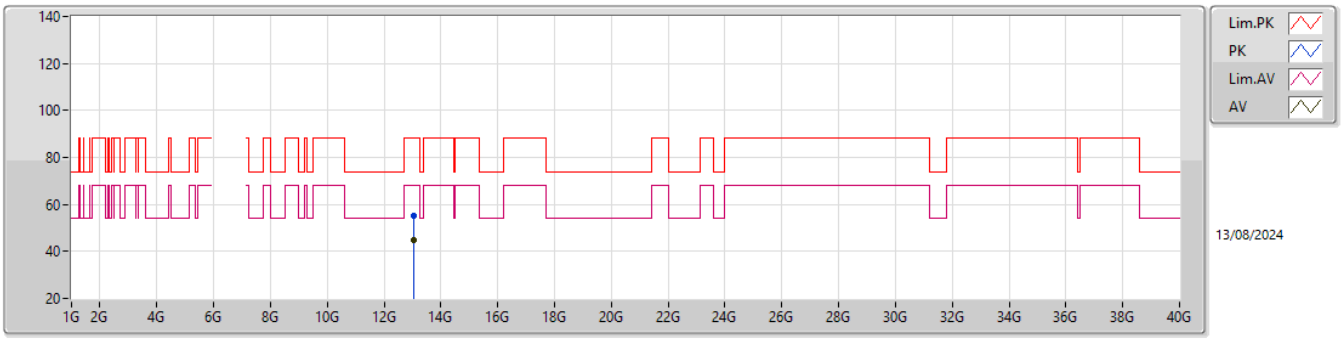

EUT Y_4TX
Setting 55
04-H-E-5

Type	Freq	Level	Limit	Margin	Raw	Dist	Condition	Azimuth	Height	Comment	AF	CL	PA
	(Hz)	(dBuV/m)	(dBuV/m)	(dB)	(dBuV)	(m)		(°)	(m)		(dB)	(dB)	(dB)
PK	13.04713G	55.08	88.20	-33.12	47.98	3	Vertical	235	1.31	-	39.40	10.13	42.43
RMS	13.04705G	44.98	68.20	-23.22	37.88	3	Vertical	235	1.31	-	39.40	10.13	42.43

6.425-6.525GHz_802.11be EHT40_Nss1,(MCS0)_4TX

6525MHz Straddle 6.425-6.525GHz_TX

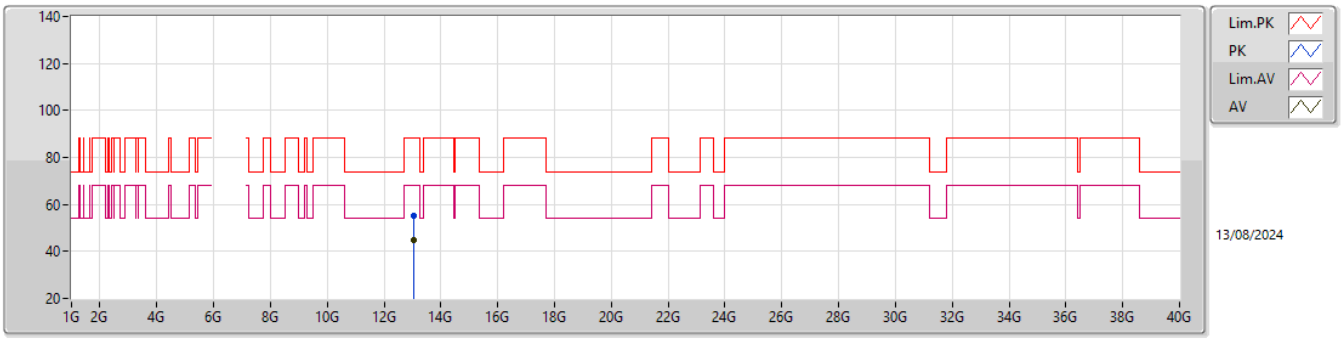

EUT Y_4TX
Setting 55
04-H-E-5

Type	Freq	Level	Limit	Margin	Raw	Dist	Condition	Azimuth	Height	Comment	AF	CL	PA
	(Hz)	(dBuV/m)	(dBuV/m)	(dB)	(dBuV)	(m)		(°)	(m)		(dB)	(dB)	(dB)
PK	13.04967G	55.26	88.20	-32.94	48.16	3	Horizontal	353	2.90	-	39.40	10.13	42.43
RMS	13.05045G	44.89	68.20	-23.31	37.79	3	Horizontal	353	2.90	-	39.40	10.13	42.43

6.425-6.525GHz_802.11be EHT40_Nss1,(MCS0)_4TX

6525MHz Straddle 6.425-6.525GHz_TX

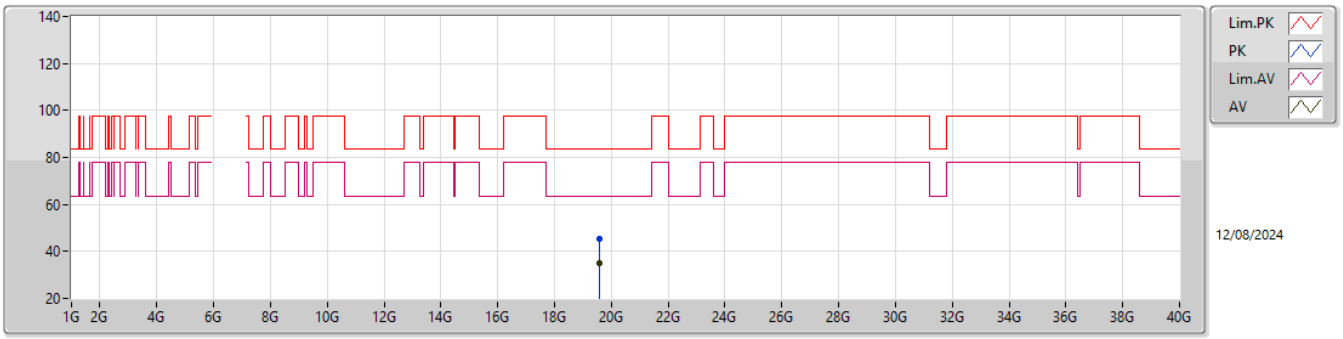

EUT Y_4TX
Setting 55
04-H-E-5

Type	Freq	Level	Limit	Margin	Raw	Dist	Condition	Azimuth	Height	Comment	AF	CL	PA
	(Hz)	(dBuV/m)	(dBuV/m)	(dB)	(dBuV)	(m)		(°)	(m)		(dB)	(dB)	(dB)
PK	19.57054G	45.52	83.54	-38.02	41.94	1	Vertical	325	1.51	-	37.98	15.22	49.62
AV	19.57367G	34.91	63.54	-28.63	31.35	1	Vertical	325	1.51	-	37.96	15.22	49.62

6.425-6.525GHz_802.11be EHT40_Nss1,(MCS0)_4TX

6525MHz Straddle 6.425-6.525GHz_TX

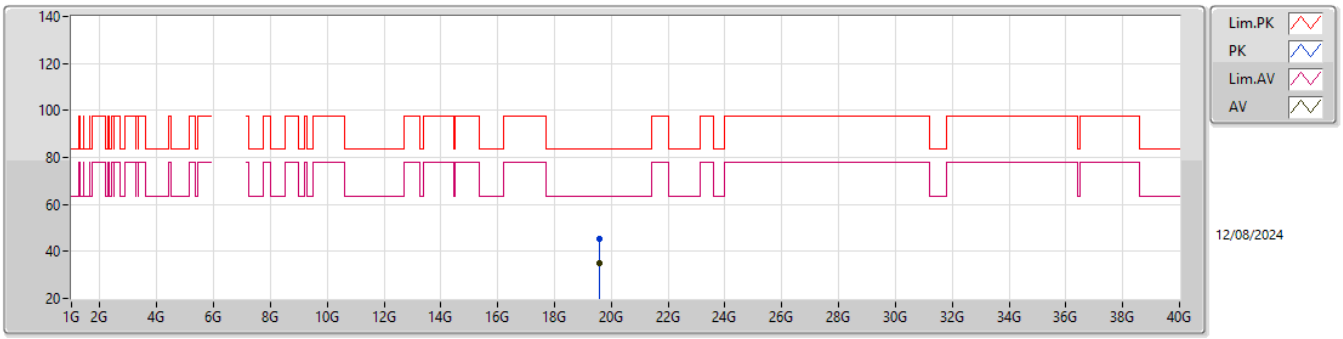

EUT Y_4TX
Setting 55
04-H-E-5

Type	Freq	Level	Limit	Margin	Raw	Dist	Condition	Azimuth	Height	Comment	AF	CL	PA
	(Hz)	(dBuV/m)	(dBuV/m)	(dB)	(dBuV)	(m)		(°)	(m)		(dB)	(dB)	(dB)
PK	19.5758G	45.31	83.54	-38.23	41.76	1	Horizontal	254	1.73	-	37.95	15.22	49.62
AV	19.57681G	34.87	63.54	-28.67	31.33	1	Horizontal	254	1.73	-	37.94	15.22	49.62

6.525-6.875GHz_802.11be EHT40_Nss1,(MCS0)_4TX

6565MHz_TX

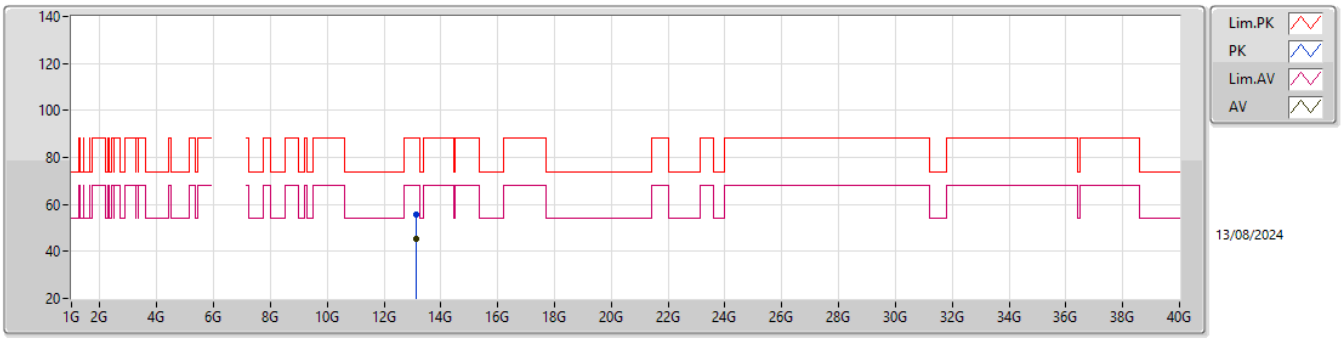

EUT Y_4TX
Setting 49
04-H-E-5

Type	Freq	Level	Limit	Margin	Raw	Dist	Condition	Azimuth	Height	Comment	AF	CL	PA
	(Hz)	(dBuV/m)	(dBuV/m)	(dB)	(dBuV)	(m)		(°)	(m)		(dB)	(dB)	(dB)
PK	13.13471G	55.60	88.20	-32.60	48.27	3	Vertical	138	1.84	-	39.57	10.17	42.41
RMS	13.1337G	45.12	68.20	-23.08	37.79	3	Vertical	138	1.84	-	39.57	10.17	42.41

6.525-6.875GHz_802.11be EHT40_Nss1,(MCS0)_4TX

6565MHz_TX

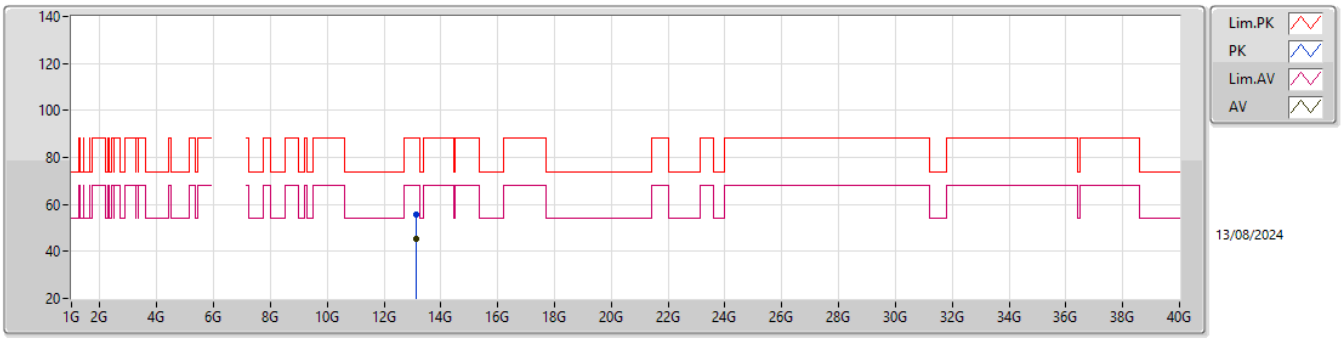

EUT Y_4TX
Setting 49
04-H-E-5

Type	Freq	Level	Limit	Margin	Raw	Dist	Condition	Azimuth	Height	Comment	AF	CL	PA
	(Hz)	(dBuV/m)	(dBuV/m)	(dB)	(dBuV)	(m)		(°)	(m)		(dB)	(dB)	(dB)
PK	13.13175G	55.58	88.20	-32.62	48.26	3	Horizontal	234	1.42	-	39.56	10.17	42.41
RMS	13.1297G	45.16	68.20	-23.04	37.85	3	Horizontal	234	1.42	-	39.56	10.16	42.41

6.525-6.875GHz_802.11be EHT40_Nss1,(MCS0)_4TX

6565MHz_TX

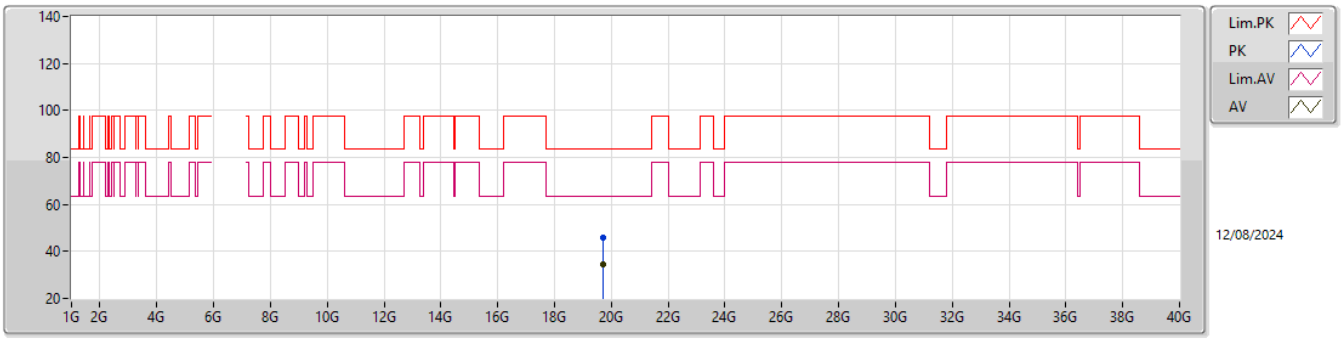

EUT Y_4TX
Setting 49
04-H-E-5

Type	Freq	Level	Limit	Margin	Raw	Dist	Condition	Azimuth	Height	Comment	AF	CL	PA
	(Hz)	(dBuV/m)	(dBuV/m)	(dB)	(dBuV)	(m)		(°)	(m)		(dB)	(dB)	(dB)
PK	19.69059G	45.69	83.54	-37.85	42.13	1	Vertical	244	1.74	-	37.86	15.22	49.52
AV	19.69857G	34.45	63.54	-29.09	30.94	1	Vertical	244	1.74	-	37.81	15.22	49.52

6.525-6.875GHz_802.11be EHT40_Nss1,(MCS0)_4TX

6565MHz_TX

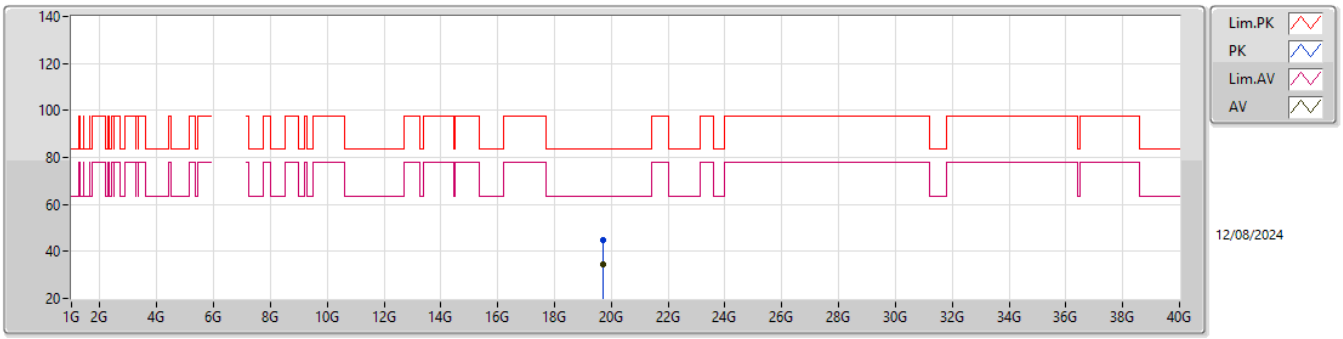

EUT Y_4TX
Setting 49
04-H-E-5

Type	Freq	Level	Limit	Margin	Raw	Dist	Condition	Azimuth	Height	Comment	AF	CL	PA
	(Hz)	(dBuV/m)	(dBuV/m)	(dB)	(dBuV)	(m)		(°)	(m)		(dB)	(dB)	(dB)
PK	19.69585G	44.88	83.54	-38.66	41.36	1	Horizontal	180	1.66	-	37.82	15.22	49.52
AV	19.69619G	34.60	63.54	-28.94	31.08	1	Horizontal	180	1.66	-	37.82	15.22	49.52

6.525-6.875GHz_802.11be EHT40_Nss1,(MCS0)_4TX

6685MHz_TX

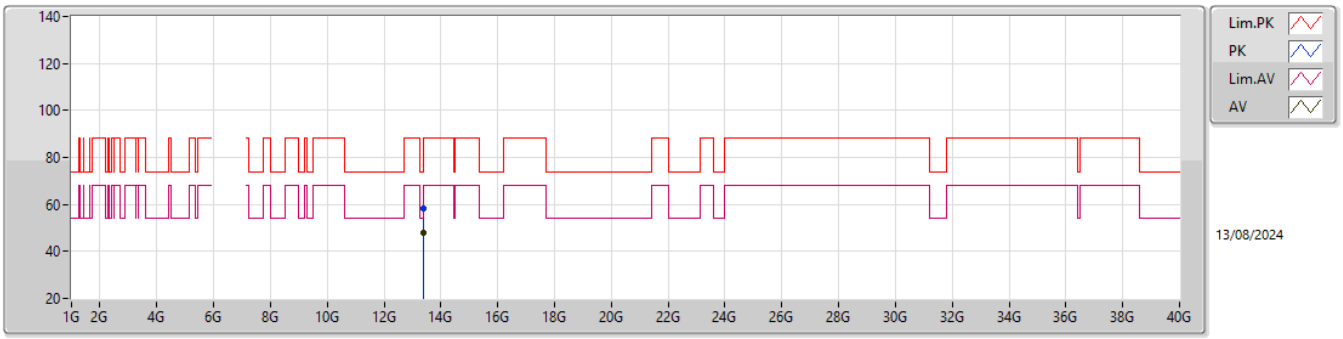

EUT Y_4TX
Setting 52
04-H-E-5

Type	Freq	Level	Limit	Margin	Raw	Dist	Condition	Azimuth	Height	Comment	AF	CL	PA
	(Hz)	(dBuV/m)	(dBuV/m)	(dB)	(dBuV)	(m)		(°)	(m)		(dB)	(dB)	(dB)
PK	13.36727G	58.45	74.00	-15.55	50.54	3	Vertical	286	2.33	-	40.00	10.26	42.35
AV	13.36741G	47.84	54.00	-6.16	39.93	3	Vertical	286	2.33	-	40.00	10.26	42.35

6.525-6.875GHz_802.11be EHT40_Nss1,(MCS0)_4TX

6685MHz_TX

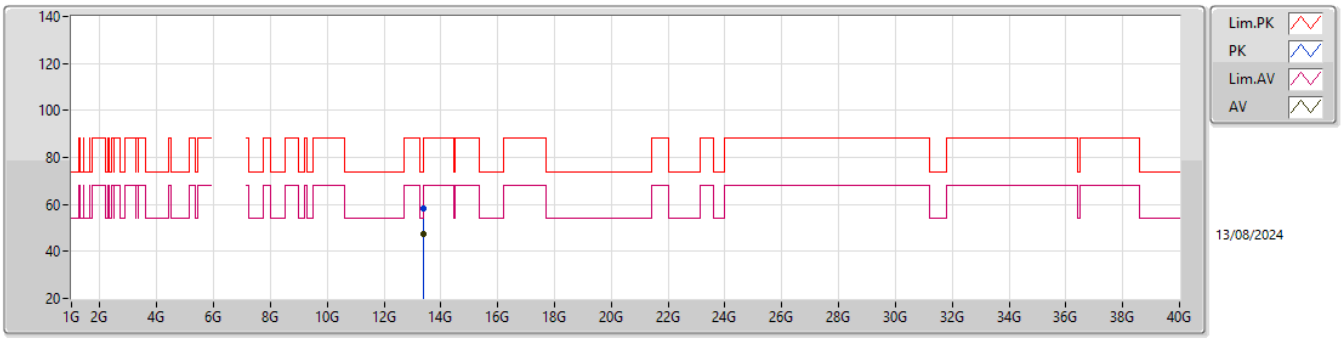

EUT Y_4TX
Setting 52
04-H-E-5

Type	Freq	Level	Limit	Margin	Raw	Dist	Condition	Azimuth	Height	Comment	AF	CL	PA
	(Hz)	(dBuV/m)	(dBuV/m)	(dB)	(dBuV)	(m)		(°)	(m)		(dB)	(dB)	(dB)
PK	13.37373G	58.05	74.00	-15.95	50.14	3	Horizontal	238	1.88	-	40.00	10.26	42.35
AV	13.36855G	47.59	54.00	-6.41	39.68	3	Horizontal	238	1.88	-	40.00	10.26	42.35

6.525-6.875GHz_802.11be EHT40_Nss1,(MCS0)_4TX

6685MHz_TX

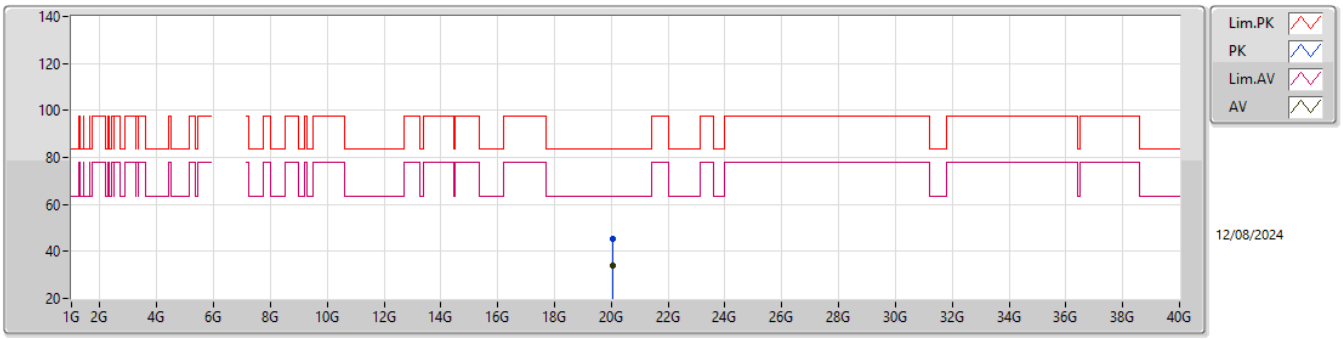

EUT Y_4TX
Setting 52
04-H-E-5

Type	Freq	Level	Limit	Margin	Raw	Dist	Condition	Azimuth	Height	Comment	AF	CL	PA
	(Hz)	(dBuV/m)	(dBuV/m)	(dB)	(dBuV)	(m)		(°)	(m)		(dB)	(dB)	(dB)
PK	20.05448G	45.28	83.54	-38.26	41.58	1	Vertical	21	1.50	-	37.72	15.24	49.26
AV	20.05532G	34.10	63.54	-29.44	30.40	1	Vertical	21	1.50	-	37.72	15.24	49.26

6.525-6.875GHz_802.11be EHT40_Nss1,(MCS0)_4TX

6685MHz_TX

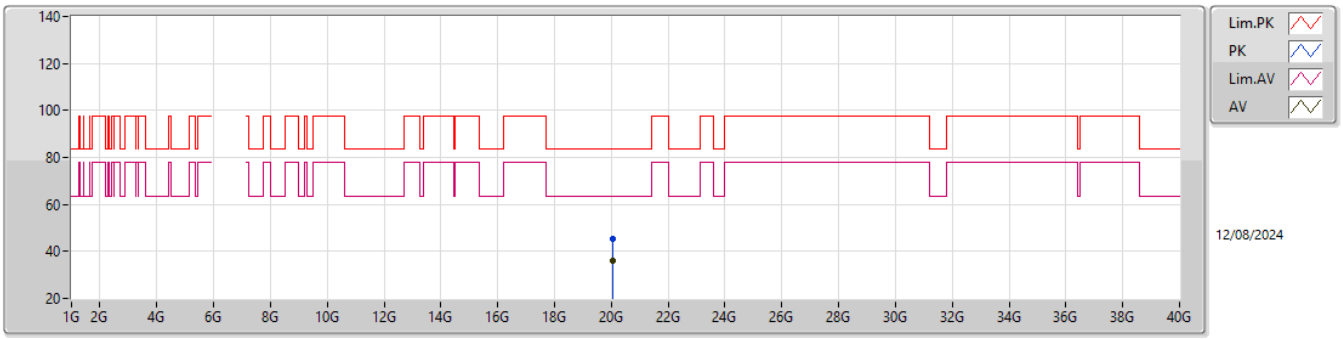

EUT Y_4TX
Setting 52
04-H-E-5

Type	Freq	Level	Limit	Margin	Raw	Dist	Condition	Azimuth	Height	Comment	AF	CL	PA
	(Hz)	(dBuV/m)	(dBuV/m)	(dB)	(dBuV)	(m)		(°)	(m)		(dB)	(dB)	(dB)
PK	20.05808G	45.38	83.54	-38.16	41.65	1	Horizontal	206	1.78	-	37.73	15.25	49.25
AV	20.0565G	35.98	63.54	-27.56	32.26	1	Horizontal	206	1.78	-	37.73	15.25	49.26

6.525-6.875GHz_802.11be EHT40_Nss1,(MCS0)_4TX

6885MHz Straddle 6.525-6.875GHz_TX

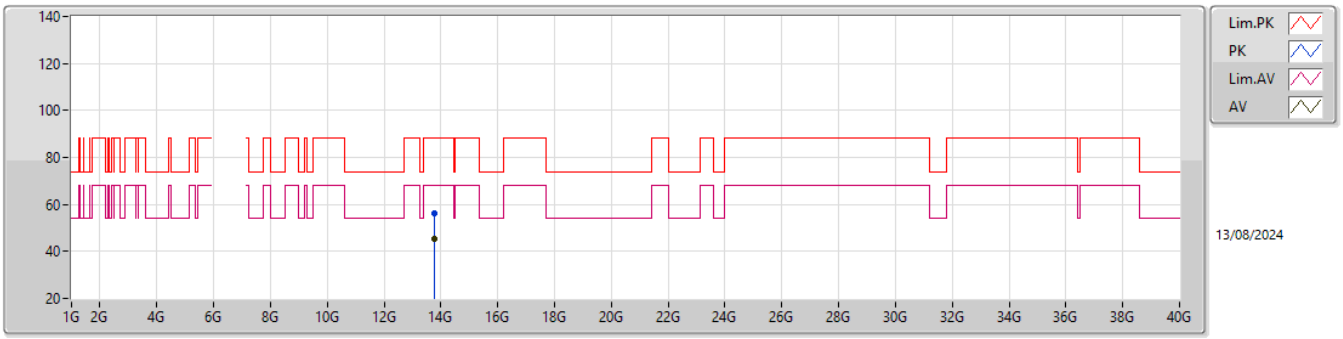

EUT Y_4TX
Setting 47
04-H-E-5

Type	Freq	Level	Limit	Margin	Raw	Dist	Condition	Azimuth	Height	Comment	AF	CL	PA
	(Hz)	(dBuV/m)	(dBuV/m)	(dB)	(dBuV)	(m)		(°)	(m)		(dB)	(dB)	(dB)
PK	13.77421G	56.09	88.20	-32.11	47.96	3	Vertical	122	1.54	-	40.40	10.41	42.68
RMS	13.77056G	45.42	68.20	-22.78	37.28	3	Vertical	122	1.54	-	40.40	10.41	42.67

6.525-6.875GHz_802.11be EHT40_Nss1,(MCS0)_4TX

6885MHz Straddle 6.525-6.875GHz_TX

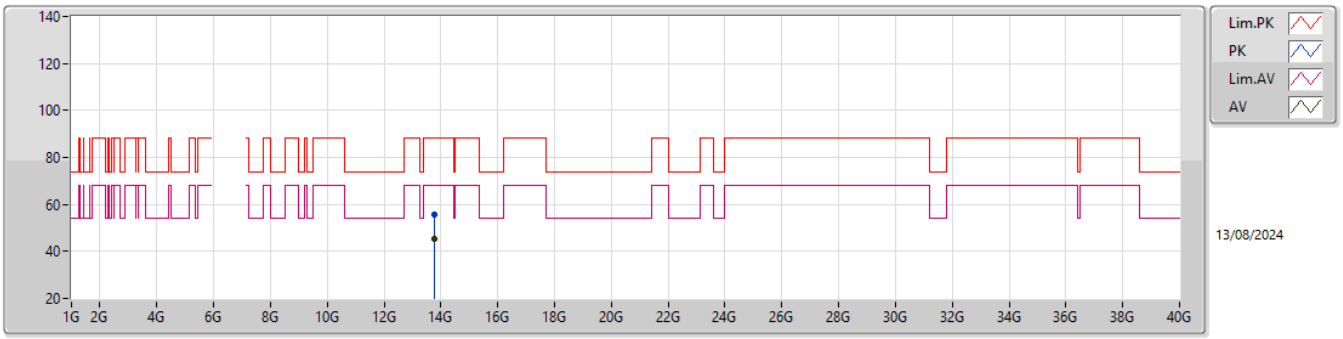

EUT Y_4TX
Setting 47
04-H-E-5

Type	Freq	Level	Limit	Margin	Raw	Dist	Condition	Azimuth	Height	Comment	AF	CL	PA
	(Hz)	(dBuV/m)	(dBuV/m)	(dB)	(dBuV)	(m)		(°)	(m)		(dB)	(dB)	(dB)
PK	13.76892G	55.51	88.20	-32.69	47.37	3	Horizontal	36	2.80	-	40.40	10.41	42.67
RMS	13.76994G	45.51	68.20	-22.69	37.37	3	Horizontal	36	2.80	-	40.40	10.41	42.67

6.525-6.875GHz_802.11be EHT40_Nss1,(MCS0)_4TX

6885MHz Straddle 6.525-6.875GHz_TX

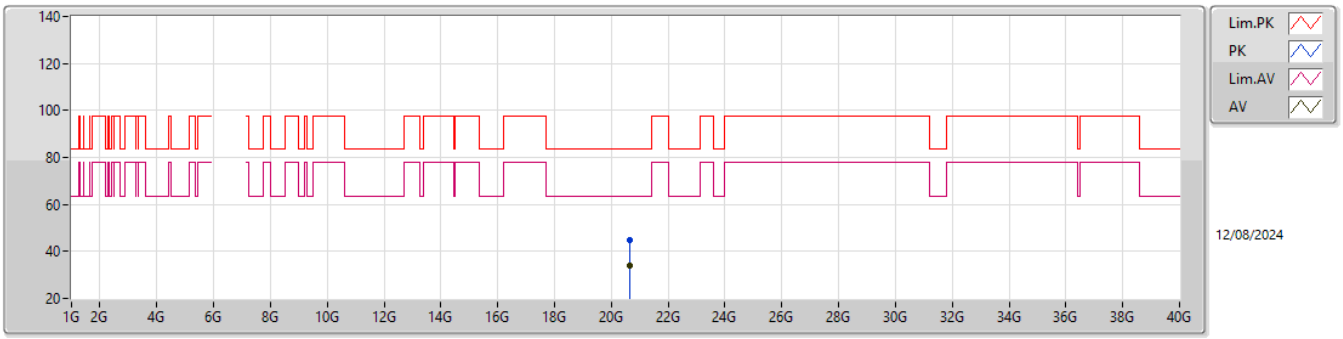

EUT Y_4TX
Setting 47
04-H-E-5

Type	Freq	Level	Limit	Margin	Raw	Dist	Condition	Azimuth	Height	Comment	AF	CL	PA
	(Hz)	(dBuV/m)	(dBuV/m)	(dB)	(dBuV)	(m)		(°)	(m)		(dB)	(dB)	(dB)
PK	20.65724G	44.84	83.54	-38.70	40.27	1	Vertical	147	1.45	-	37.90	15.73	49.06
AV	20.65531G	34.19	63.54	-29.35	29.63	1	Vertical	147	1.45	-	37.90	15.72	49.06

6.525-6.875GHz_802.11be EHT40_Nss1,(MCS0)_4TX

6885MHz Straddle 6.525-6.875GHz_TX

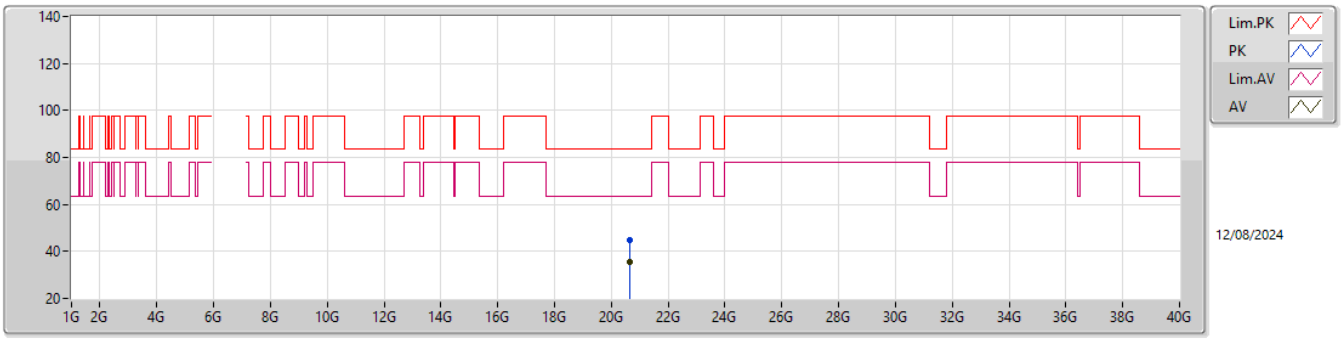

EUT Y_4TX
Setting 47
04-H-E-5

Type	Freq	Level	Limit	Margin	Raw	Dist	Condition	Azimuth	Height	Comment	AF	CL	PA
	(Hz)	(dBuV/m)	(dBuV/m)	(dB)	(dBuV)	(m)		(°)	(m)		(dB)	(dB)	(dB)
PK	20.65198G	44.86	83.54	-38.68	40.30	1	Horizontal	217	1.66	-	37.90	15.72	49.06
AV	20.65616G	35.28	63.54	-28.26	30.72	1	Horizontal	217	1.66	-	37.90	15.72	49.06

6.875-7.125GHz_802.11be EHT40_Nss1,(MCS0)_4TX

6925MHz_TX

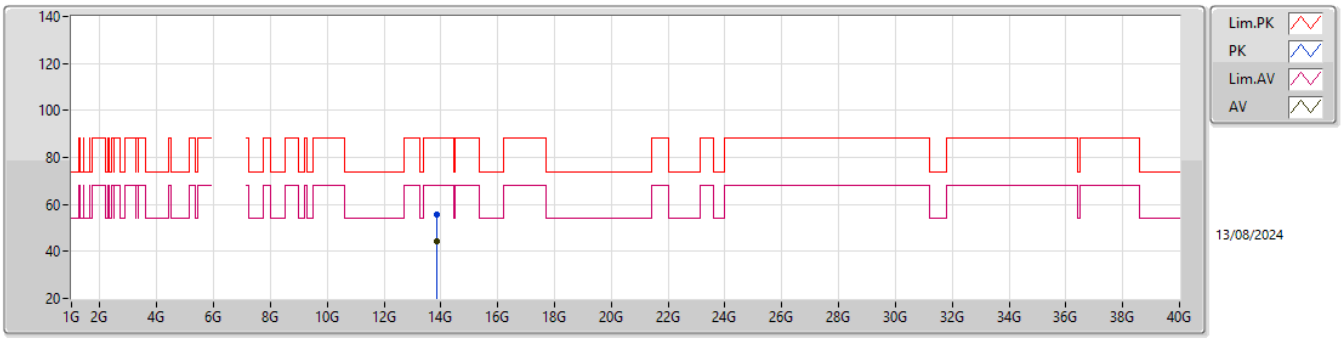

EUT Y_4TX
Setting 48
04-H-E-5

Type	Freq	Level	Limit	Margin	Raw	Dist	Condition	Azimuth	Height	Comment	AF	CL	PA
	(Hz)	(dBuV/m)	(dBuV/m)	(dB)	(dBuV)	(m)		(°)	(m)		(dB)	(dB)	(dB)
PK	13.84898G	55.73	88.20	-32.47	47.56	3	Vertical	231	2.48	-	40.50	10.44	42.77
RMS	13.85127G	44.56	68.20	-23.64	36.40	3	Vertical	231	2.48	-	40.50	10.44	42.78

6.875-7.125GHz_802.11be EHT40_Nss1,(MCS0)_4TX

6925MHz_TX

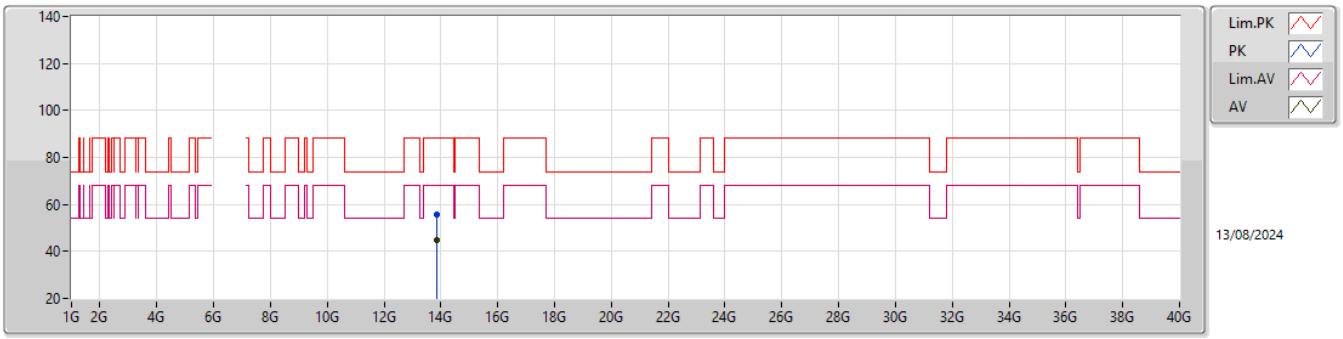

EUT Y_4TX
Setting 48
04-H-E-5

Type	Freq	Level	Limit	Margin	Raw	Dist	Condition	Azimuth	Height	Comment	AF	CL	PA
	(Hz)	(dBuV/m)	(dBuV/m)	(dB)	(dBuV)	(m)		(°)	(m)		(dB)	(dB)	(dB)
PK	13.84582G	55.55	88.20	-32.65	47.39	3	Horizontal	283	1.10	-	40.49	10.44	42.77
RMS	13.84607G	44.88	68.20	-23.32	36.72	3	Horizontal	283	1.10	-	40.49	10.44	42.77

6.875-7.125GHz_802.11be EHT40_Nss1,(MCS0)_4TX

6925MHz_TX

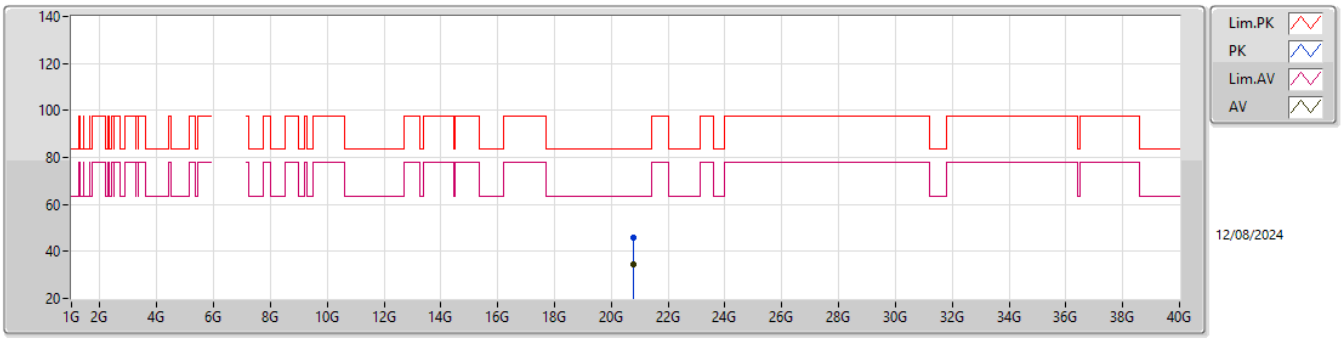

EUT Y_4TX
Setting 48
04-H-E-5

Type	Freq	Level	Limit	Margin	Raw	Dist	Condition	Azimuth	Height	Comment	AF	CL	PA
	(Hz)	(dBuV/m)	(dBuV/m)	(dB)	(dBuV)	(m)		(°)	(m)		(dB)	(dB)	(dB)
PK	20.77031G	45.61	83.54	-37.93	40.83	1	Vertical	94	1.59	-	37.96	15.82	49.00
AV	20.77283G	34.73	63.54	-28.81	29.93	1	Vertical	94	1.59	-	37.98	15.82	49.00

6.875-7.125GHz_802.11be EHT40_Nss1,(MCS0)_4TX

6925MHz_TX

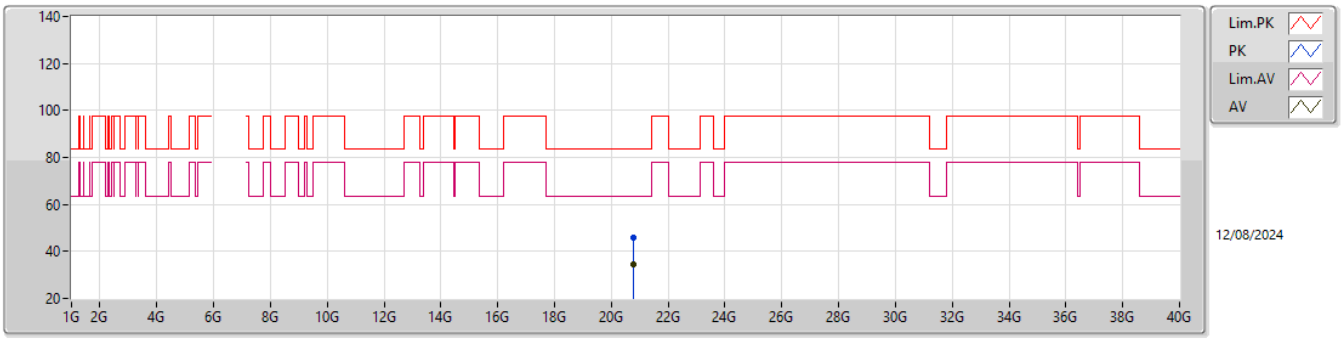

EUT Y_4TX
Setting 48
04-H-E-5

Type	Freq	Level	Limit	Margin	Raw	Dist	Condition	Azimuth	Height	Comment	AF	CL	PA
	(Hz)	(dBuV/m)	(dBuV/m)	(dB)	(dBuV)	(m)		(°)	(m)		(dB)	(dB)	(dB)
PK	20.77851G	45.72	83.54	-37.82	40.87	1	Horizontal	162	1.70	-	38.03	15.82	49.00
AV	20.77077G	34.73	63.54	-28.81	29.94	1	Horizontal	162	1.70	-	37.97	15.82	49.00

6.875-7.125GHz_802.11be EHT40_Nss1,(MCS0)_4TX

7005MHz_TX

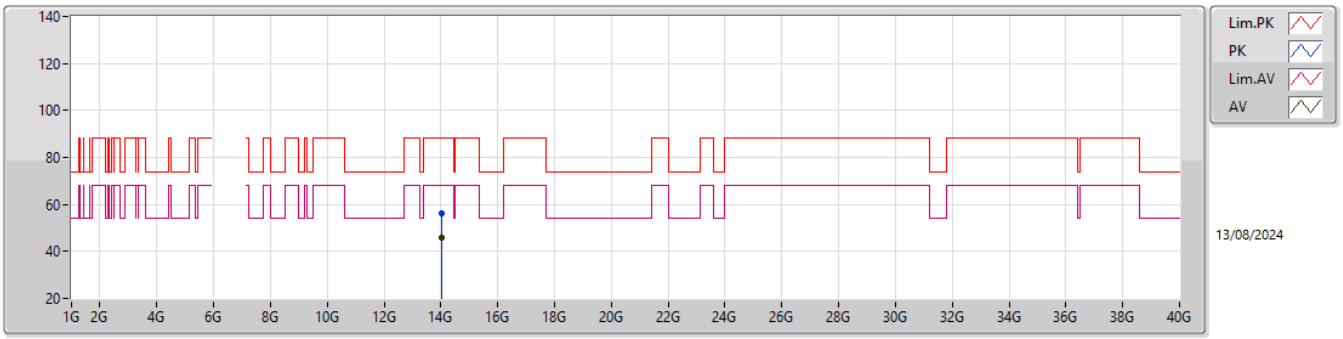

EUT Y_4TX
Setting 45
04-H-E-5

Type	Freq	Level	Limit	Margin	Raw	Dist	Condition	Azimuth	Height	Comment	AF	CL	PA
	(Hz)	(dBuV/m)	(dBuV/m)	(dB)	(dBuV)	(m)		(°)	(m)		(dB)	(dB)	(dB)
PK	14.00823G	56.09	88.20	-32.11	47.82	3	Vertical	327	1.11	-	40.72	10.50	42.95
RMS	14.00832G	46.11	68.20	-22.09	37.84	3	Vertical	327	1.11	-	40.72	10.50	42.95

6.875-7.125GHz_802.11be EHT40_Nss1,(MCS0)_4TX

7005MHz_TX

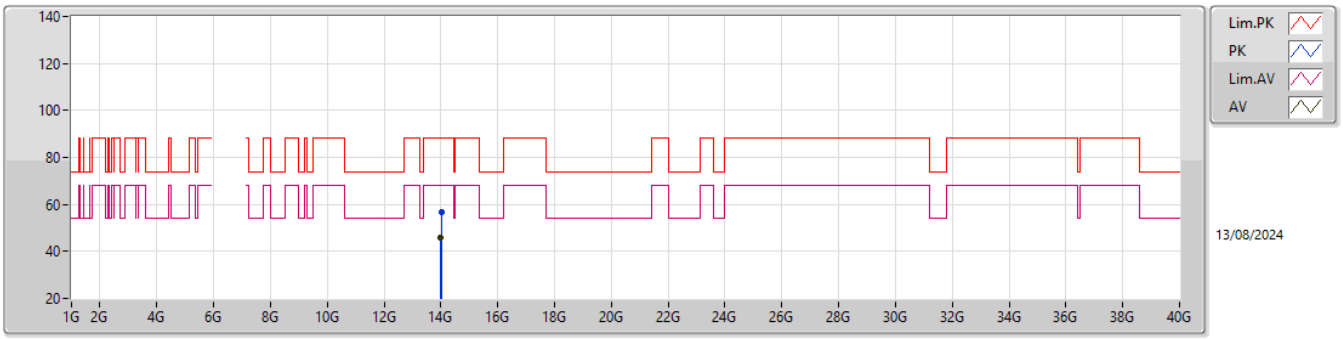

EUT Y_4TX
Setting 45
04-H-E-5

Type	Freq	Level	Limit	Margin	Raw	Dist	Condition	Azimuth	Height	Comment	AF	CL	PA
	(Hz)	(dBuV/m)	(dBuV/m)	(dB)	(dBuV)	(m)		(°)	(m)		(dB)	(dB)	(dB)
PK	14.01339G	56.81	88.20	-31.39	48.51	3	Horizontal	161	1.92	-	40.73	10.51	42.94
RMS	14.00606G	45.67	68.20	-22.53	37.42	3	Horizontal	161	1.92	-	40.71	10.50	42.96

6.875-7.125GHz_802.11be EHT40_Nss1,(MCS0)_4TX

7005MHz_TX

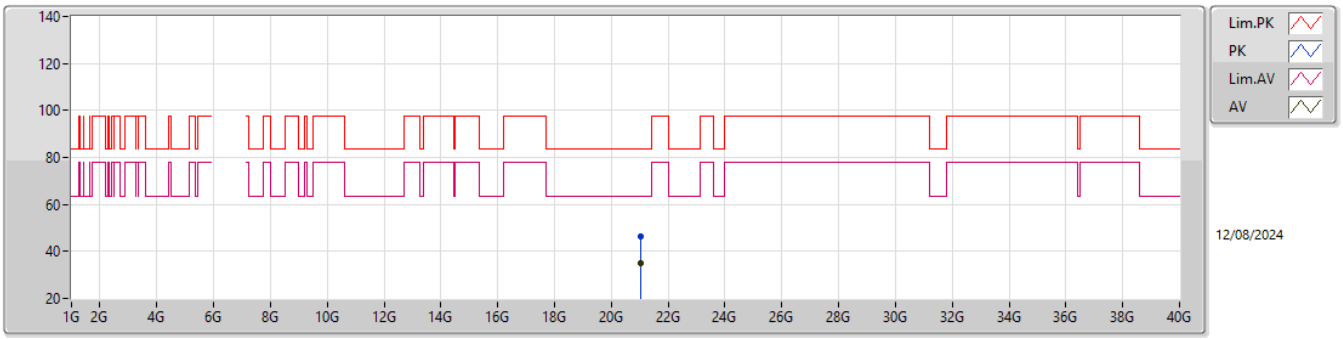

EUT Y_4TX
Setting 45
04-H-E-5

Type	Freq	Level	Limit	Margin	Raw	Dist	Condition	Azimuth	Height	Comment	AF	CL	PA
	(Hz)	(dBuV/m)	(dBuV/m)	(dB)	(dBuV)	(m)		(°)	(m)		(dB)	(dB)	(dB)
PK	21.01784G	46.30	83.54	-37.24	41.09	1	Vertical	149	1.71	-	38.08	16.01	48.88
AV	21.01596G	34.95	63.54	-28.59	29.76	1	Vertical	149	1.71	-	38.06	16.01	48.88

6.875-7.125GHz_802.11be EHT40_Nss1,(MCS0)_4TX

7005MHz_TX

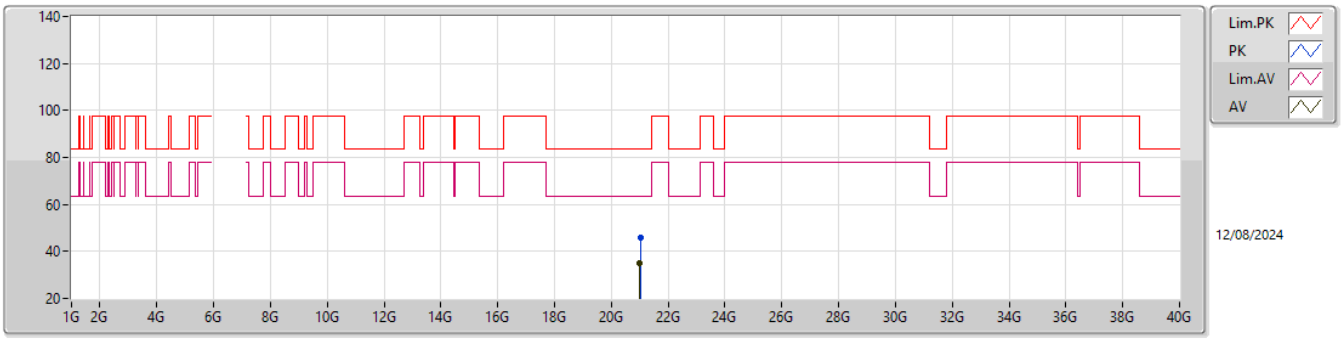

EUT Y_4TX
Setting 45
04-H-E-5

Type	Freq	Level	Limit	Margin	Raw	Dist	Condition	Azimuth	Height	Comment	AF	CL	PA
	(Hz)	(dBuV/m)	(dBuV/m)	(dB)	(dBuV)	(m)		(°)	(m)		(dB)	(dB)	(dB)
PK	21.01671G	45.99	83.54	-37.55	40.79	1	Horizontal	126	1.42	-	38.07	16.01	48.88
AV	21.01193G	35.09	63.54	-28.45	29.94	1	Horizontal	126	1.42	-	38.02	16.01	48.88

6.875-7.125GHz_802.11be EHT40_Nss1,(MCS0)_4TX

7085MHz_TX

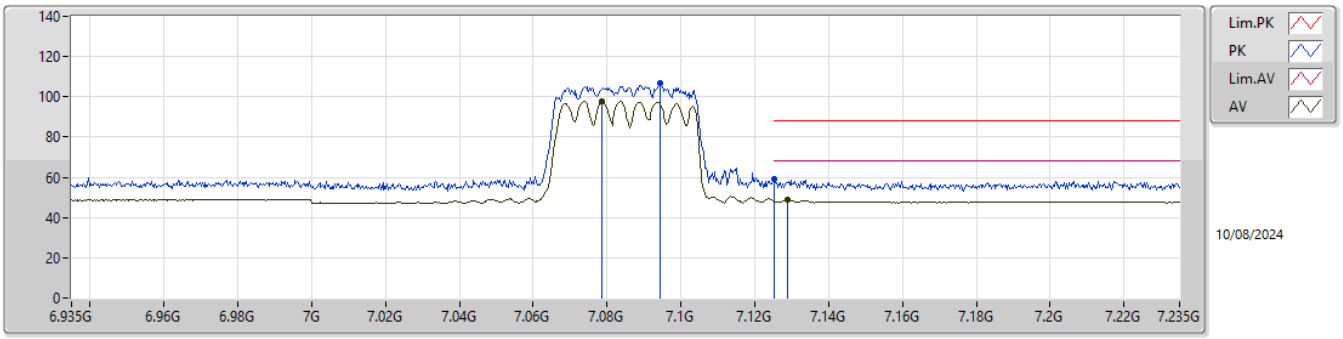

EUT Y_4TX
Setting 45
04-H-S-5-10

Type	Freq	Level	Limit	Margin	Raw	Dist	Condition	Azimuth	Height	Comment	AF	CL	PA
	(Hz)	(dBuV/m)	(dBuV/m)	(dB)	(dBuV)	(m)		(°)	(m)		(dB)	(dB)	(dB)
PK	7.0943G	106.92	Inf	-Inf	105.93	3	Vertical	0	1.50	-	36.41	7.03	42.45
RMS	7.0787G	97.97	Inf	-Inf	96.93	3	Vertical	0	1.50	-	36.44	7.02	42.42
PK	7.1252G	59.29	88.20	-28.91	58.24	3	Vertical	0	1.50	-	36.50	7.04	42.49
RMS	7.1288G	48.94	68.20	-19.26	47.88	3	Vertical	0	1.50	-	36.52	7.04	42.50

6.875-7.125GHz_802.11be EHT40_Nss1,(MCS0)_4TX

7085MHz_TX

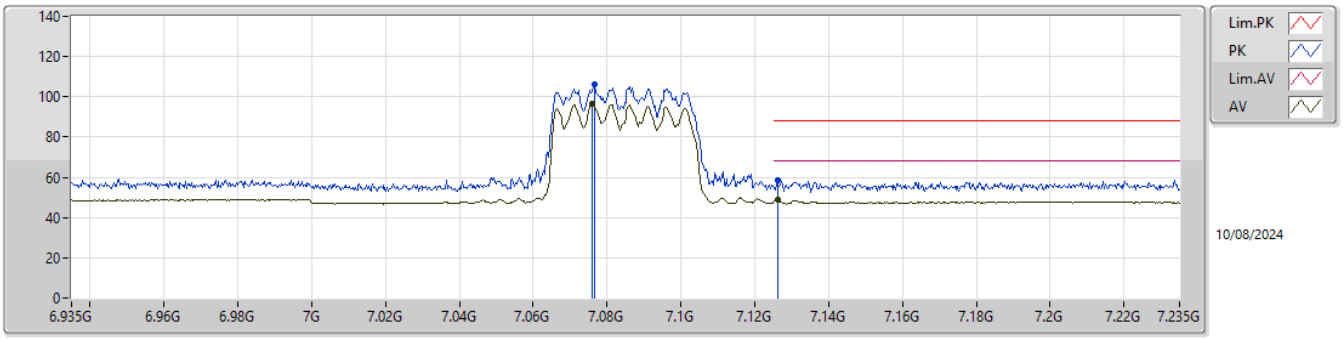

EUT Y_4TX
Setting 45
04-H-S-5-10

Type	Freq	Level	Limit	Margin	Raw	Dist	Condition	Azimuth	Height	Comment	AF	CL	PA
	(Hz)	(dBuV/m)	(dBuV/m)	(dB)	(dBuV)	(m)		(°)	(m)		(dB)	(dB)	(dB)
PK	7.0766G	105.92	Inf	-Inf	104.87	3	Horizontal	269	1.32	-	36.45	7.02	42.42
RMS	7.076G	96.36	Inf	-Inf	95.31	3	Horizontal	269	1.32	-	36.45	7.02	42.42
PK	7.1261G	58.69	88.20	-29.51	57.64	3	Horizontal	269	1.32	-	36.50	7.04	42.49
RMS	7.1261G	48.66	68.20	-19.54	47.61	3	Horizontal	269	1.32	-	36.50	7.04	42.49

6.875-7.125GHz_802.11be EHT40_Nss1,(MCS0)_4TX

7085MHz_TX

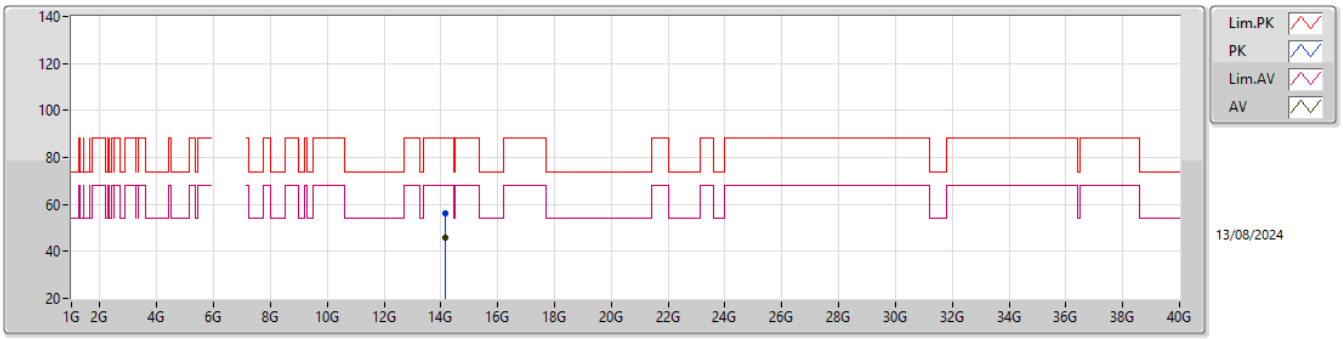

EUT Y_4TX
Setting 45
04-H-E-5

Type	Freq	Level	Limit	Margin	Raw	Dist	Condition	Azimuth	Height	Comment	AF	CL	PA
	(Hz)	(dBuV/m)	(dBuV/m)	(dB)	(dBuV)	(m)		(°)	(m)		(dB)	(dB)	(dB)
PK	14.17147G	55.95	88.20	-32.25	47.30	3	Vertical	172	1.53	-	40.70	10.58	42.63
RMS	14.17034G	45.65	68.20	-22.55	37.01	3	Vertical	172	1.53	-	40.70	10.58	42.64

6.875-7.125GHz_802.11be EHT40_Nss1,(MCS0)_4TX

7085MHz_TX

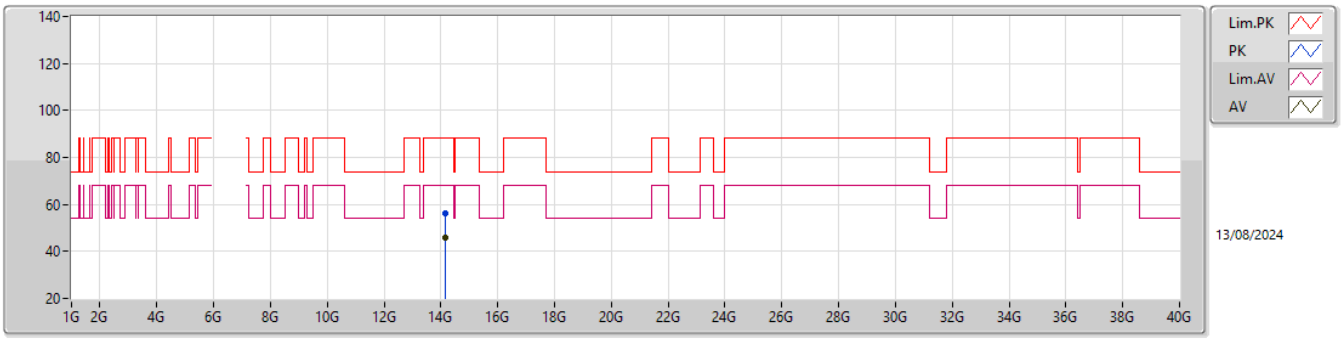

EUT Y_4TX
Setting 45
04-H-E-5

Type	Freq	Level	Limit	Margin	Raw	Dist	Condition	Azimuth	Height	Comment	AF	CL	PA
	(Hz)	(dBuV/m)	(dBuV/m)	(dB)	(dBuV)	(m)		(°)	(m)		(dB)	(dB)	(dB)
PK	14.17343G	56.19	88.20	-32.01	47.54	3	Horizontal	86	1.61	-	40.70	10.58	42.63
RMS	14.16647G	45.64	68.20	-22.56	37.00	3	Horizontal	86	1.61	-	40.70	10.58	42.64

6.875-7.125GHz_802.11be EHT40_Nss1,(MCS0)_4TX

7085MHz_TX

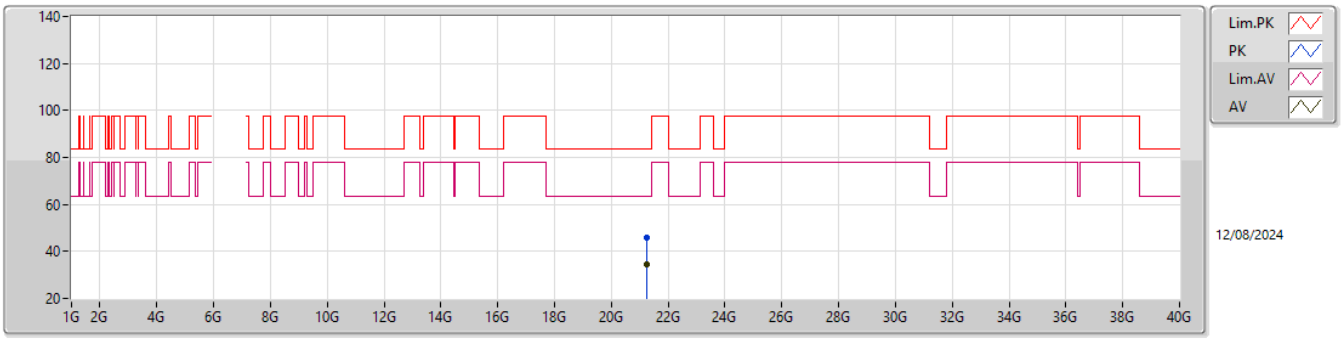

EUT Y_4TX
Setting 45
04-H-E-5

Type	Freq	Level	Limit	Margin	Raw	Dist	Condition	Azimuth	Height	Comment	AF	CL	PA
	(Hz)	(dBuV/m)	(dBuV/m)	(dB)	(dBuV)	(m)		(°)	(m)		(dB)	(dB)	(dB)
PK	21.25679G	45.74	83.54	-37.80	40.33	1	Vertical	149	1.56	-	38.05	16.21	48.85
AV	21.25552G	34.70	63.54	-28.84	29.31	1	Vertical	149	1.56	-	38.04	16.20	48.85

6.875-7.125GHz_802.11be EHT40_Nss1,(MCS0)_4TX

7085MHz_TX

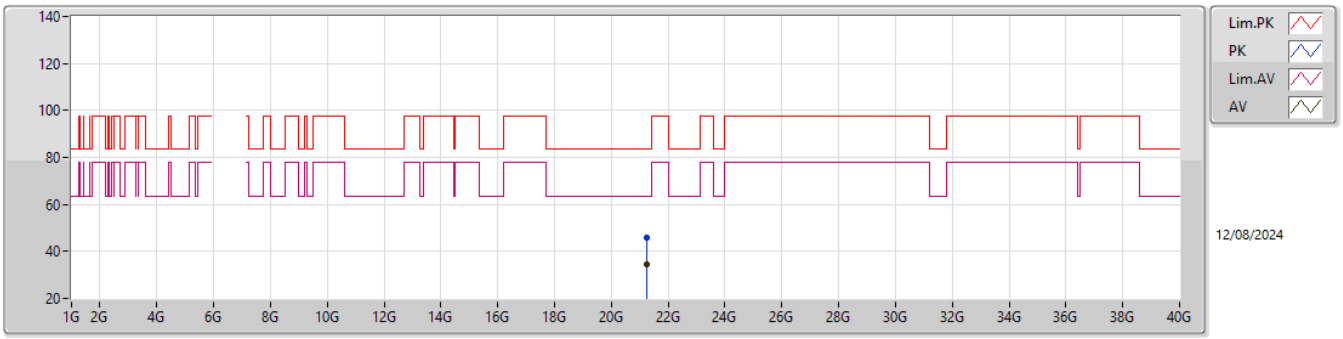

EUT Y_4TX
Setting 45
04-H-E-5

Type	Freq	Level	Limit	Margin	Raw	Dist	Condition	Azimuth	Height	Comment	AF	CL	PA
	(Hz)	(dBuV/m)	(dBuV/m)	(dB)	(dBuV)	(m)		(°)	(m)		(dB)	(dB)	(dB)
PK	21.25098G	45.82	83.54	-37.72	40.46	1	Horizontal	89	1.75	-	38.01	16.20	48.85
AV	21.25601G	34.71	63.54	-28.83	29.31	1	Horizontal	89	1.75	-	38.05	16.20	48.85

5.925-6.425GHz_802.11be EHT80_Nss1,(MCS0)_4TX

5985MHz_TX

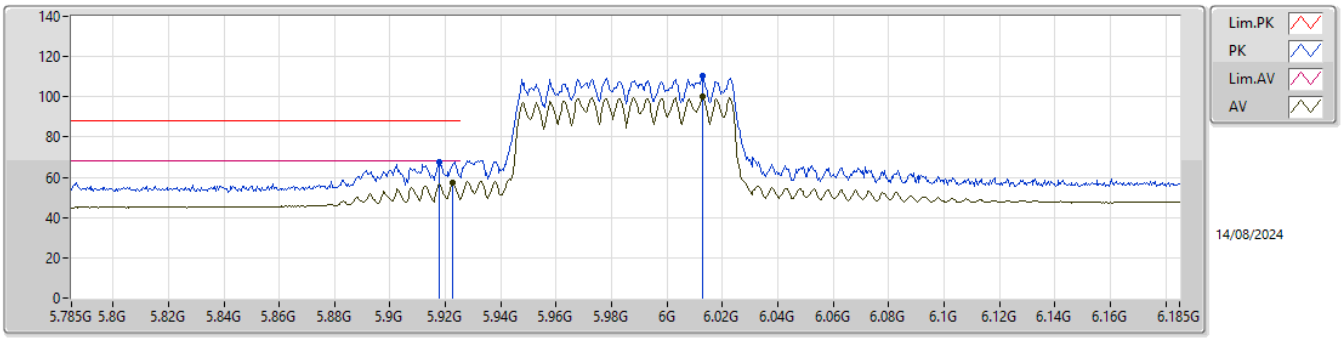

EUT Y_4TX
Setting 57
04-H-G-4-10

Type	Freq	Level	Limit	Margin	Raw	Dist	Condition	Azimuth	Height	Comment	AF	CL	PA
	(Hz)	(dBuV/m)	(dBuV/m)	(dB)	(dBuV)	(m)		(°)	(m)		(dB)	(dB)	(dB)
PK	5.9178G	67.85	88.20	-20.35	69.81	3	Vertical	176	2.25	-	34.81	6.31	43.08
RMS	5.9226G	57.12	68.20	-11.08	59.04	3	Vertical	176	2.25	-	34.84	6.31	43.07
PK	6.013G	110.68	Inf	-Inf	112.32	3	Vertical	176	2.25	-	35.00	6.39	43.03
RMS	6.013G	100.10	Inf	-Inf	101.74	3	Vertical	176	2.25	-	35.00	6.39	43.03

5.925-6.425GHz_802.11be EHT80_Nss1,(MCS0)_4TX

5985MHz_TX

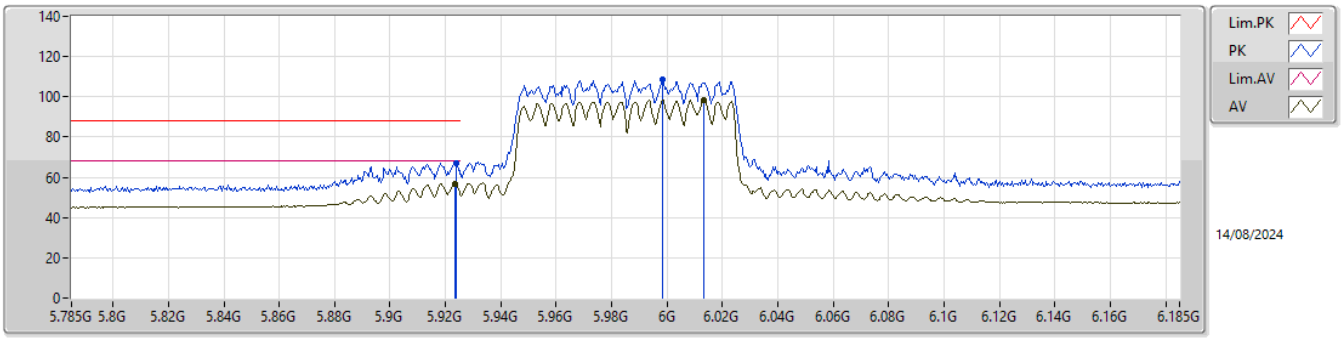

EUT Y_4TX
Setting 57
04-H-G-4-10

Type	Freq	Level	Limit	Margin	Raw	Dist	Condition	Azimuth	Height	Comment	AF	CL	PA
	(Hz)	(dBuV/m)	(dBuV/m)	(dB)	(dBuV)	(m)		(°)	(m)		(dB)	(dB)	(dB)
PK	5.9238G	66.81	88.20	-21.39	68.73	3	Horizontal	273	2.23	-	34.84	6.31	43.07
RMS	5.9234G	56.85	68.20	-11.35	58.77	3	Horizontal	273	2.23	-	34.84	6.31	43.07
PK	5.9982G	108.69	Inf	-Inf	110.34	3	Horizontal	273	2.23	-	35.00	6.38	43.03
RMS	6.0134G	98.56	Inf	-Inf	100.19	3	Horizontal	273	2.23	-	35.00	6.40	43.03

5.925-6.425GHz_802.11be EHT80_Nss1,(MCS0)_4TX

5985MHz_TX

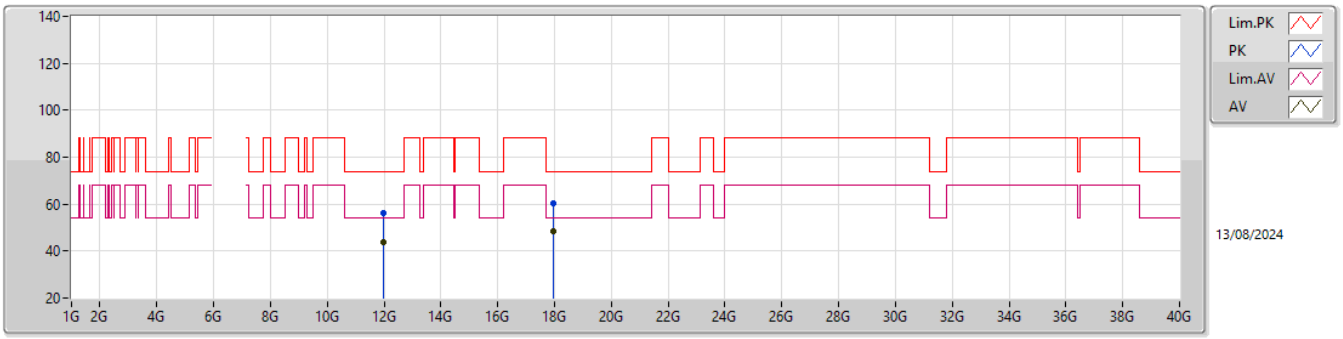

EUT Y_4TX
Setting 57
04-H-E-5

Type	Freq	Level	Limit	Margin	Raw	Dist	Condition	Azimuth	Height	Comment	AF	CL	PA
	(Hz)	(dBuV/m)	(dBuV/m)	(dB)	(dBuV)	(m)		(°)	(m)		(dB)	(dB)	(dB)
PK	11.9745G	56.19	74.00	-17.81	50.78	3	Vertical	218	1.80	-	38.60	9.72	42.91
AV	11.965G	43.95	54.00	-10.05	38.55	3	Vertical	218	1.80	-	38.60	9.71	42.91
PK	17.95116G	60.55	74.00	-13.45	47.42	3	Vertical	0	2.30	-	41.60	13.02	41.49
AV	17.95354G	48.48	54.00	-5.52	35.35	3	Vertical	0	2.30	-	41.60	13.02	41.49

5.925-6.425GHz_802.11be EHT80_Nss1,(MCS0)_4TX

5985MHz_TX

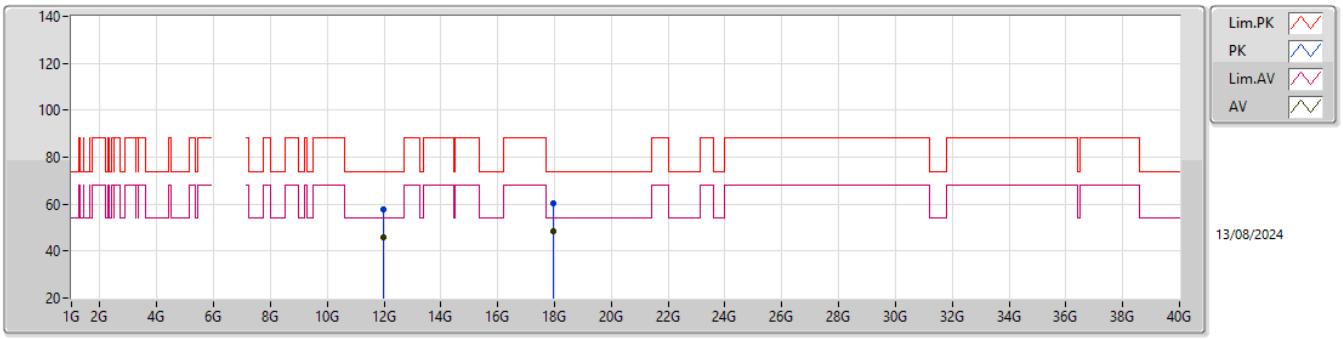

EUT Y_4TX
Setting 57
04-H-E-5

Type	Freq	Level	Limit	Margin	Raw	Dist	Condition	Azimuth	Height	Comment	AF	CL	PA
	(Hz)	(dBuV/m)	(dBuV/m)	(dB)	(dBuV)	(m)		(°)	(m)		(dB)	(dB)	(dB)
PK	11.97465G	57.53	74.00	-16.47	52.12	3	Horizontal	322	1.69	-	38.60	9.72	42.91
AV	11.97484G	45.62	54.00	-8.38	40.21	3	Horizontal	322	1.69	-	38.60	9.72	42.91
PK	17.95101G	60.21	74.00	-13.79	47.08	3	Horizontal	130	1.80	-	41.60	13.02	41.49
AV	17.95733G	48.43	54.00	-5.57	35.28	3	Horizontal	130	1.80	-	41.60	13.03	41.48

5.925-6.425GHz_802.11be EHT80_Nss1,(MCS0)_4TX

5985MHz_TX

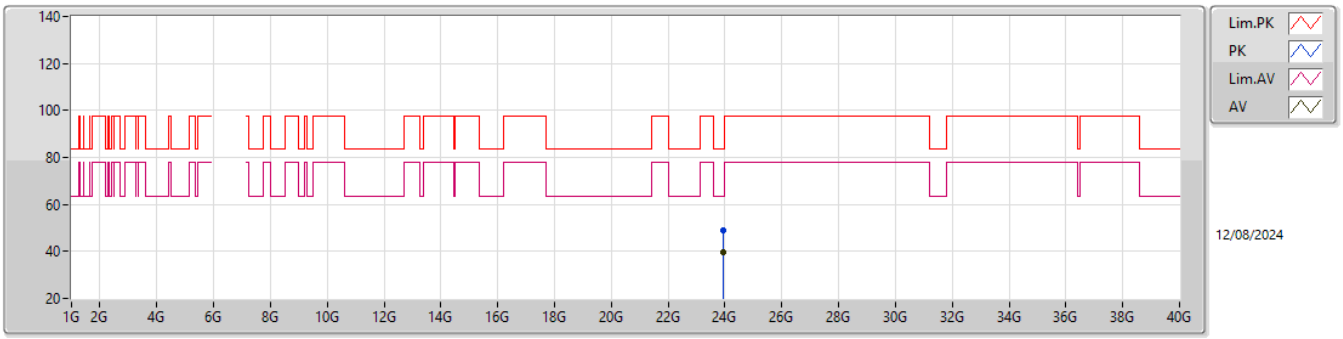

EUT Y_4TX
Setting 57
04-H-E-5

Type	Freq	Level	Limit	Margin	Raw	Dist	Condition	Azimuth	Height	Comment	AF	CL	PA
	(Hz)	(dBuV/m)	(dBuV/m)	(dB)	(dBuV)	(m)		(°)	(m)		(dB)	(dB)	(dB)
PK	23.93995G	48.87	83.54	-34.67	39.73	1	Vertical	267	1.50	-	38.88	17.38	47.12
AV	23.93985G	39.76	63.54	-23.78	30.62	1	Vertical	267	1.50	-	38.88	17.38	47.12

5.925-6.425GHz_802.11be EHT80_Nss1,(MCS0)_4TX

5985MHz_TX

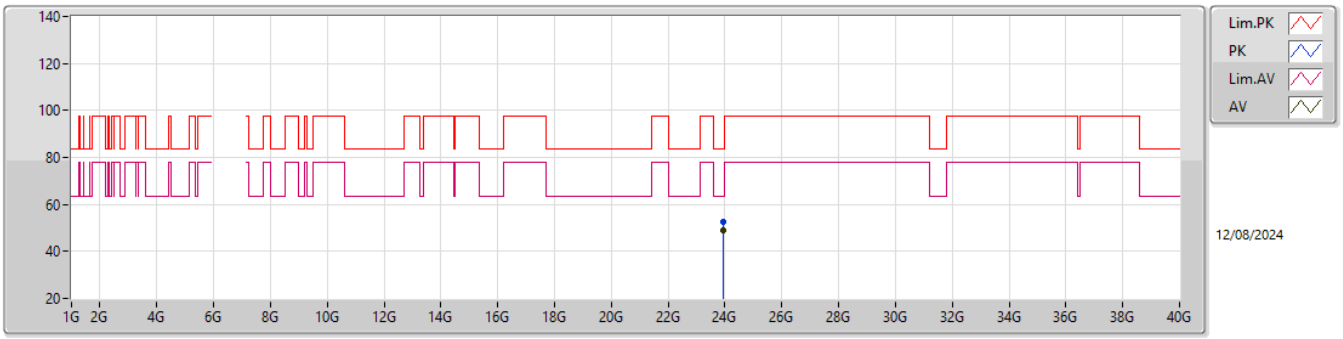

EUT Y_4TX
Setting 57
04-H-E-5

Type	Freq	Level	Limit	Margin	Raw	Dist	Condition	Azimuth	Height	Comment	AF	CL	PA
	(Hz)	(dBuV/m)	(dBuV/m)	(dB)	(dBuV)	(m)		(°)	(m)		(dB)	(dB)	(dB)
PK	23.9397G	52.75	83.54	-30.79	43.61	1	Horizontal	356	1.53	-	38.88	17.38	47.12
AV	23.93979G	48.83	63.54	-14.71	39.69	1	Horizontal	356	1.53	-	38.88	17.38	47.12

5.925-6.425GHz_802.11be EHT80_Nss1,(MCS0)_4TX

6225MHz_TX

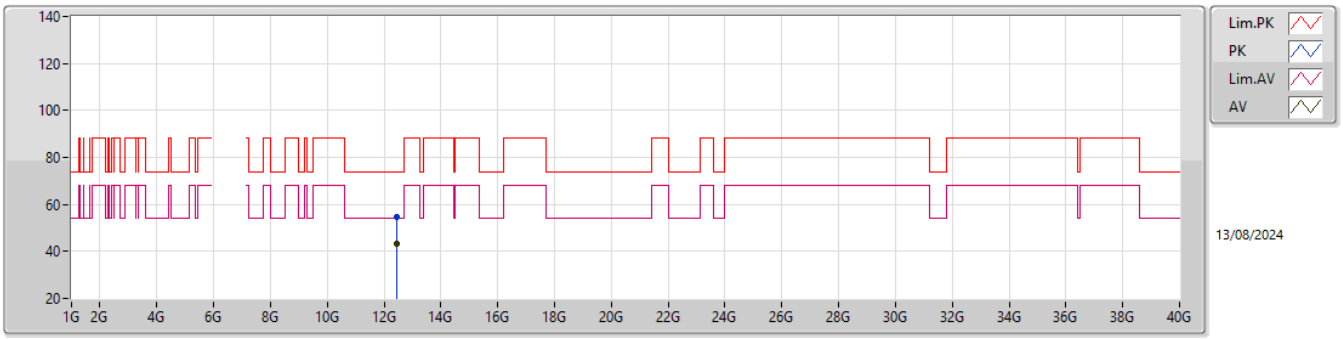

EUT Y_4TX
Setting 62
04-H-E-5

Type	Freq	Level	Limit	Margin	Raw	Dist	Condition	Azimuth	Height	Comment	AF	CL	PA
	(Hz)	(dBuV/m)	(dBuV/m)	(dB)	(dBuV)	(m)		(°)	(m)		(dB)	(dB)	(dB)
PK	12.44561G	54.91	74.00	-19.09	49.56	3	Vertical	303	1.80	-	38.50	9.90	43.05
AV	12.44519G	43.09	54.00	-10.91	37.74	3	Vertical	303	1.80	-	38.50	9.90	43.05

5.925-6.425GHz_802.11be EHT80_Nss1,(MCS0)_4TX

6225MHz_TX

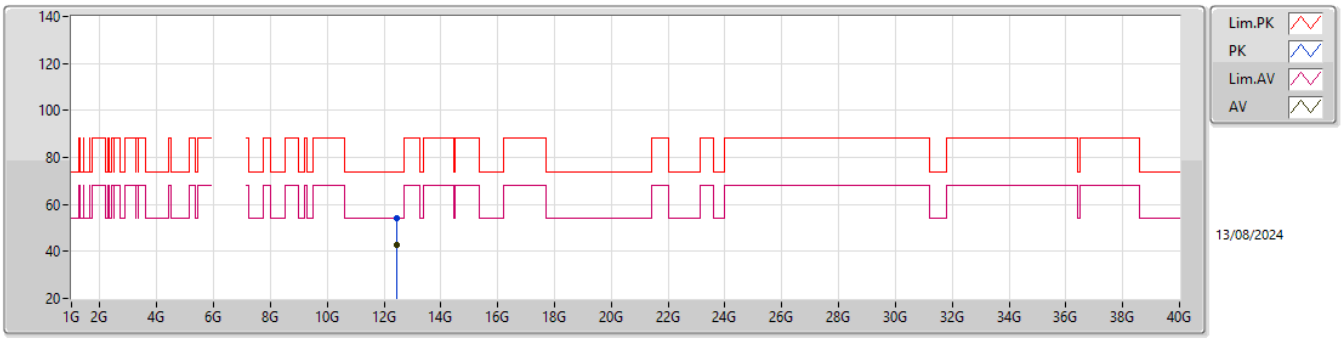

EUT Y_4TX
Setting 62
04-H-E-5

Type	Freq	Level	Limit	Margin	Raw	Dist	Condition	Azimuth	Height	Comment	AF	CL	PA
	(Hz)	(dBuV/m)	(dBuV/m)	(dB)	(dBuV)	(m)		(°)	(m)		(dB)	(dB)	(dB)
PK	12.45186G	54.11	74.00	-19.89	48.76	3	Horizontal	102	1.80	-	38.50	9.90	43.05
AV	12.4455G	42.70	54.00	-11.30	37.35	3	Horizontal	102	1.80	-	38.50	9.90	43.05

5.925-6.425GHz_802.11be EHT80_Nss1,(MCS0)_4TX

6225MHz_TX

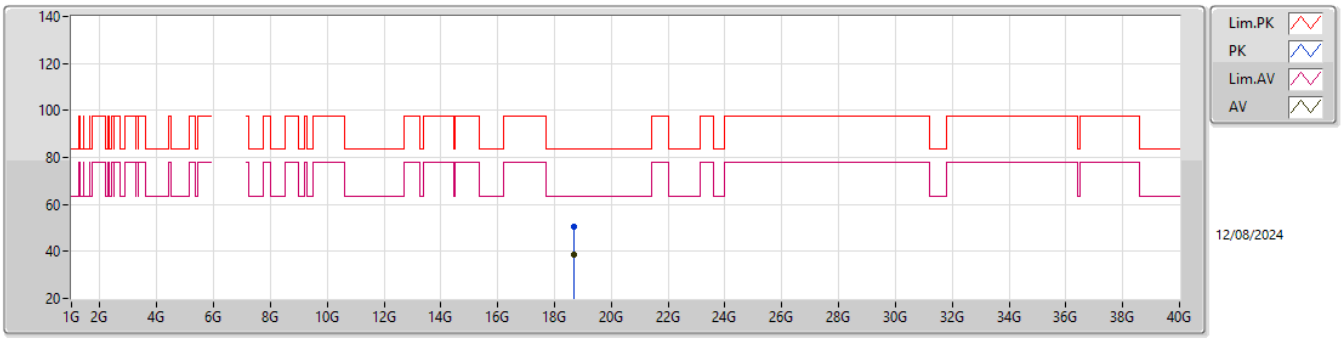

EUT Y_4TX
Setting 62
04-H-E-5

Type	Freq	Level	Limit	Margin	Raw	Dist	Condition	Azimuth	Height	Comment	AF	CL	PA
	(Hz)	(dBuV/m)	(dBuV/m)	(dB)	(dBuV)	(m)		(°)	(m)		(dB)	(dB)	(dB)
PK	18.66982G	50.49	83.54	-33.05	47.06	1	Vertical	231	1.47	-	37.72	15.27	49.56
AV	18.67424G	38.38	63.54	-25.16	34.97	1	Vertical	231	1.47	-	37.70	15.27	49.56

5.925-6.425GHz_802.11be EHT80_Nss1,(MCS0)_4TX

6225MHz_TX

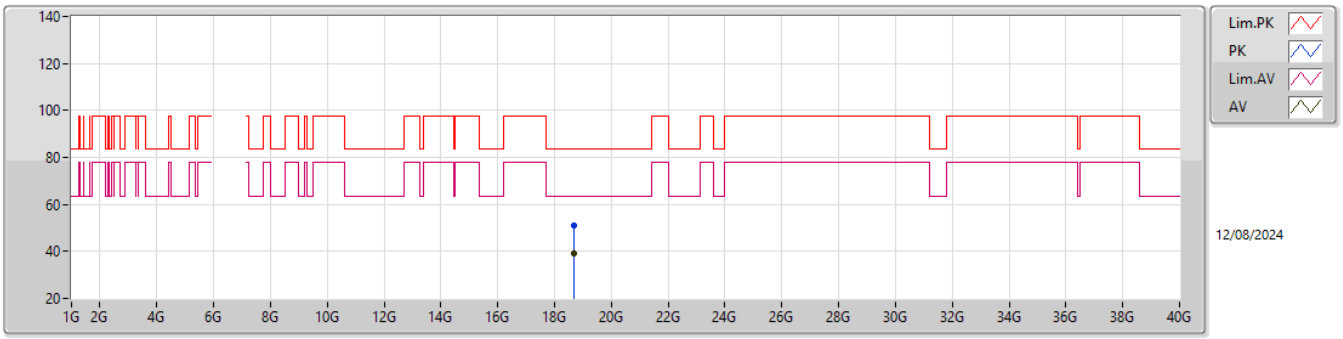

EUT Y_4TX
Setting 62
04-H-E-5

Type	Freq	Level	Limit	Margin	Raw	Dist	Condition	Azimuth	Height	Comment	AF	CL	PA
	(Hz)	(dBuV/m)	(dBuV/m)	(dB)	(dBuV)	(m)		(°)	(m)		(dB)	(dB)	(dB)
PK	18.67893G	51.24	83.54	-32.30	47.85	1	Horizontal	216	1.80	-	37.68	15.27	49.56
AV	18.67476G	38.97	63.54	-24.57	35.56	1	Horizontal	216	1.80	-	37.70	15.27	49.56

5.925-6.425GHz_802.11be EHT80_Nss1,(MCS0)_4TX

6385MHz_TX

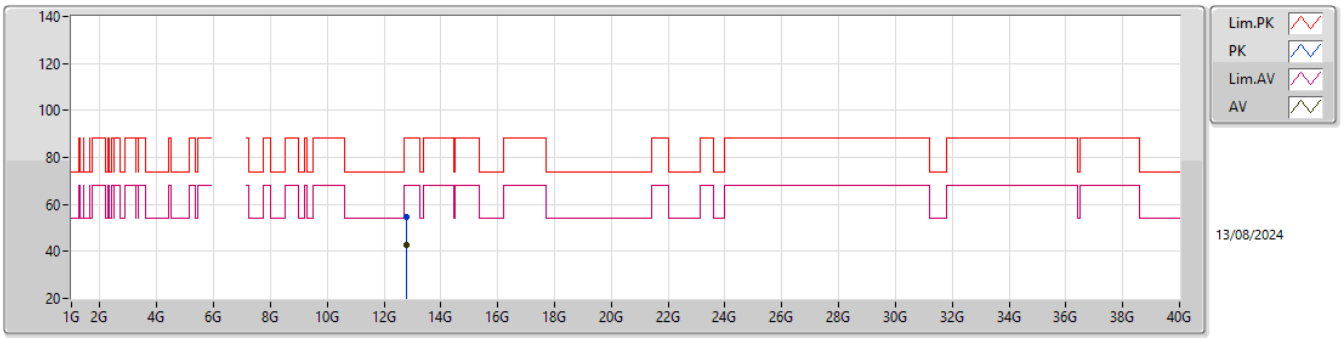

EUT Y_4TX
Setting 62
04-H-E-5

Type	Freq	Level	Limit	Margin	Raw	Dist	Condition	Azimuth	Height	Comment	AF	CL	PA
	(Hz)	(dBuV/m)	(dBuV/m)	(dB)	(dBuV)	(m)		(°)	(m)		(dB)	(dB)	(dB)
PK	12.76928G	54.90	88.20	-33.30	48.72	3	Vertical	217	2.55	-	38.88	10.03	42.73
RMS	12.77091G	42.74	68.20	-25.46	36.56	3	Vertical	217	2.55	-	38.88	10.03	42.73

5.925-6.425GHz_802.11be EHT80_Nss1,(MCS0)_4TX

6385MHz_TX

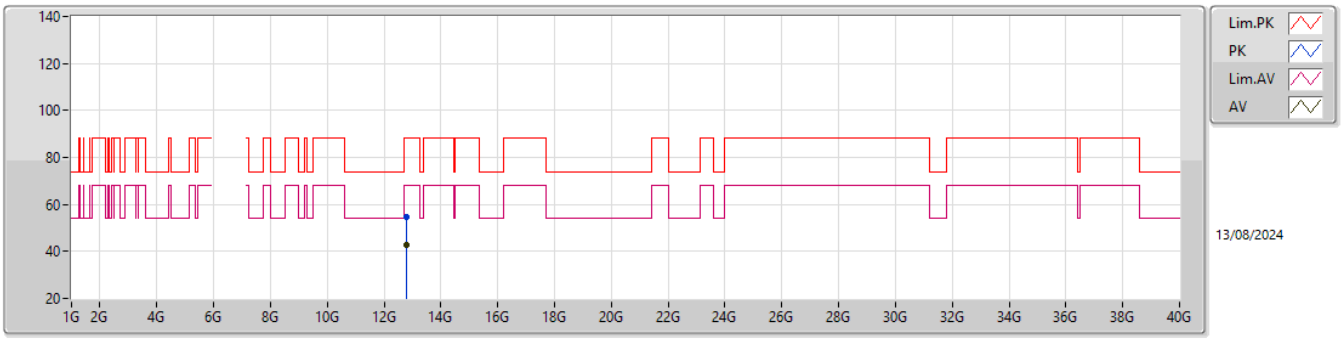

EUT Y_4TX
Setting 62
04-H-E-5

Type	Freq	Level	Limit	Margin	Raw	Dist	Condition	Azimuth	Height	Comment	AF	CL	PA
	(Hz)	(dBuV/m)	(dBuV/m)	(dB)	(dBuV)	(m)		(°)	(m)		(dB)	(dB)	(dB)
PK	12.774G	54.61	88.20	-33.59	48.40	3	Horizontal	193	1.09	-	38.90	10.03	42.72
RMS	12.7715G	42.78	68.20	-25.42	36.59	3	Horizontal	193	1.09	-	38.89	10.03	42.73

5.925-6.425GHz_802.11be EHT80_Nss1,(MCS0)_4TX

6385MHz_TX

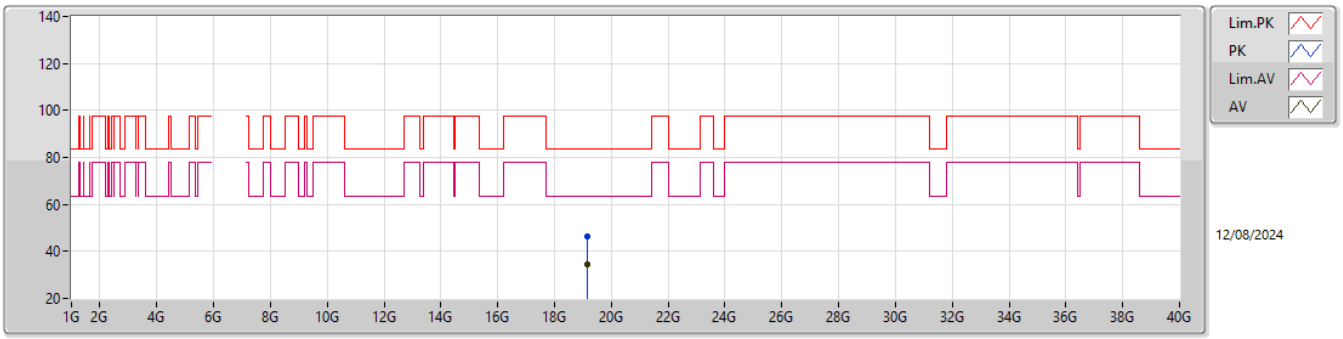

EUT Y_4TX
Setting 62
04-H-E-5

Type	Freq	Level	Limit	Margin	Raw	Dist	Condition	Azimuth	Height	Comment	AF	CL	PA
	(Hz)	(dBuV/m)	(dBuV/m)	(dB)	(dBuV)	(m)		(°)	(m)		(dB)	(dB)	(dB)
PK	19.14502G	46.49	83.54	-37.05	42.97	1	Vertical	132	1.65	-	37.72	15.24	49.44
AV	19.14966G	34.65	63.54	-28.89	31.15	1	Vertical	132	1.65	-	37.70	15.24	49.44

5.925-6.425GHz_802.11be EHT80_Nss1,(MCS0)_4TX

6385MHz_TX

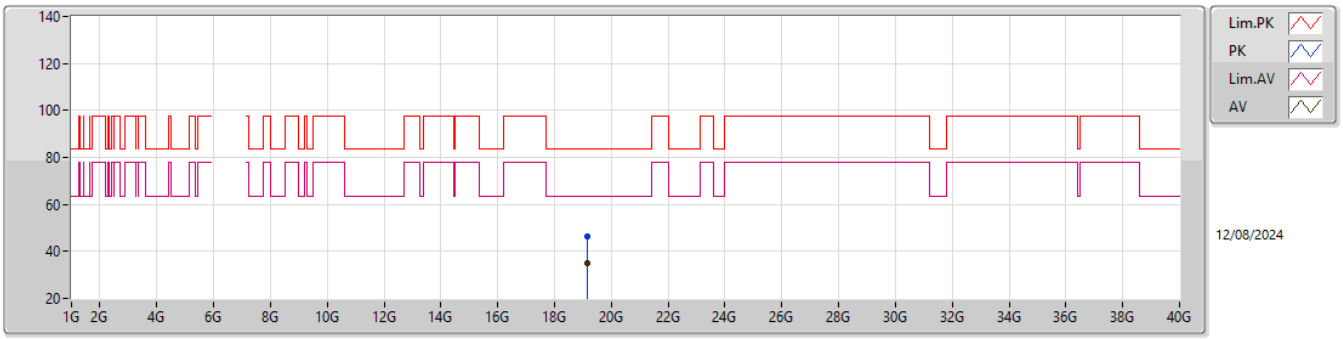

EUT Y_4TX
Setting 62
04-H-E-5

Type	Freq	Level	Limit	Margin	Raw	Dist	Condition	Azimuth	Height	Comment	AF	CL	PA
	(Hz)	(dBuV/m)	(dBuV/m)	(dB)	(dBuV)	(m)		(°)	(m)		(dB)	(dB)	(dB)
PK	19.15634G	46.49	83.54	-37.05	42.96	1	Horizontal	98	1.50	-	37.74	15.24	49.45
AV	19.15128G	34.79	63.54	-28.75	31.28	1	Horizontal	98	1.50	-	37.71	15.24	49.44

6.425-6.525GHz_802.11be EHT80_Nss1,(MCS0)_4TX

6465MHz_TX

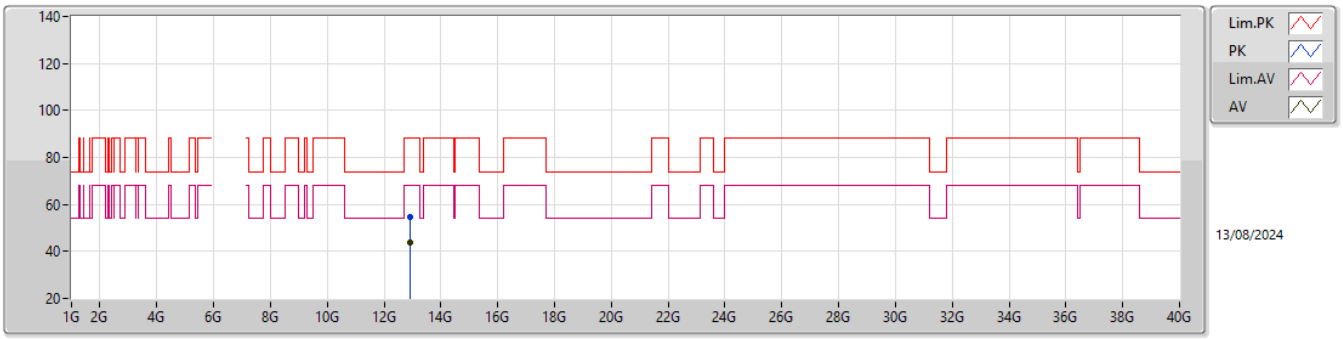

EUT Y_4TX
Setting 67
04-H-E-5

Type	Freq	Level	Limit	Margin	Raw	Dist	Condition	Azimuth	Height	Comment	AF	CL	PA
	(Hz)	(dBuV/m)	(dBuV/m)	(dB)	(dBuV)	(m)		(°)	(m)		(dB)	(dB)	(dB)
PK	12.92805G	54.72	88.20	-33.48	47.90	3	Vertical	119	2.49	-	39.26	10.09	42.53
RMS	12.92643G	43.54	68.20	-24.66	36.73	3	Vertical	119	2.49	-	39.25	10.09	42.53

6.425-6.525GHz_802.11be EHT80_Nss1,(MCS0)_4TX

6465MHz_TX

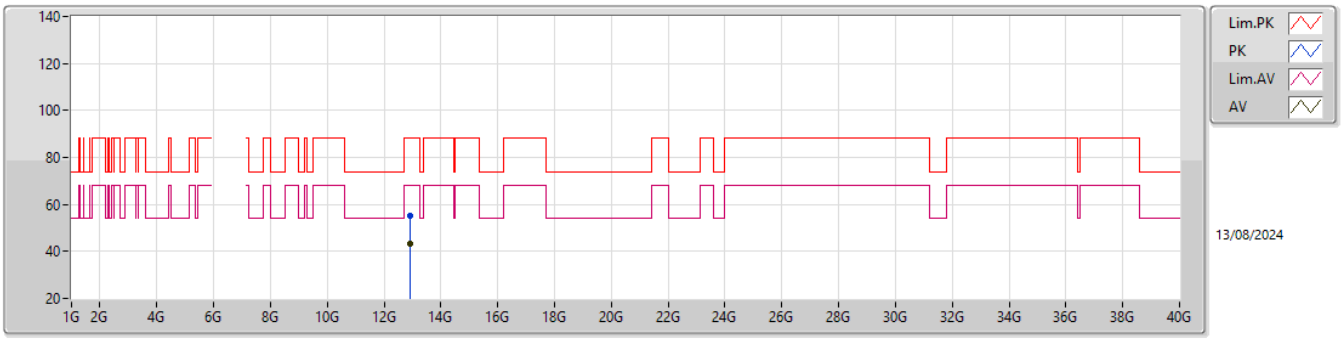

EUT Y_4TX
Setting 67
04-H-E-5

Type	Freq	Level	Limit	Margin	Raw	Dist	Condition	Azimuth	Height	Comment	AF	CL	PA
	(Hz)	(dBuV/m)	(dBuV/m)	(dB)	(dBuV)	(m)		(°)	(m)		(dB)	(dB)	(dB)
PK	12.93078G	55.14	88.20	-33.06	48.32	3	Horizontal	3	1.70	-	39.26	10.09	42.53
RMS	12.92631G	43.46	68.20	-24.74	36.65	3	Horizontal	3	1.70	-	39.25	10.09	42.53

6.425-6.525GHz_802.11be EHT80_Nss1,(MCS0)_4TX

6465MHz_TX

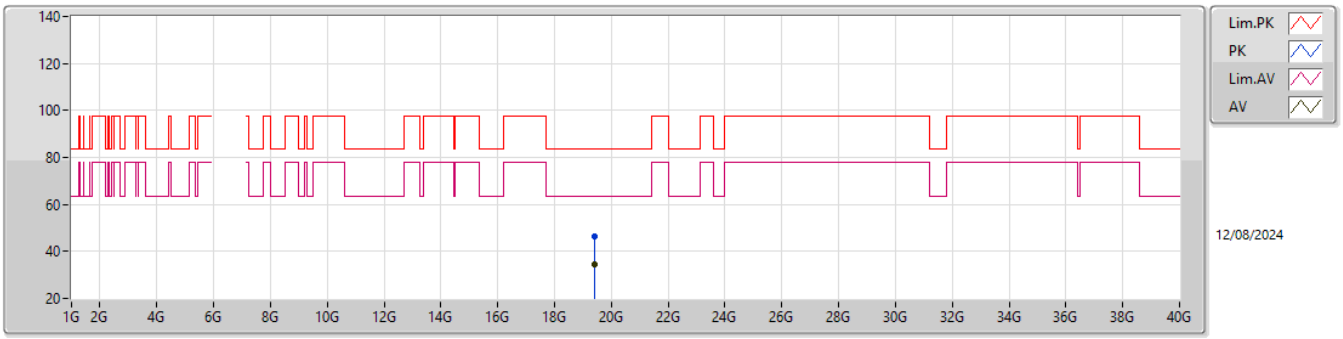

EUT Y_4TX
Setting 67
04-H-E-5

Type	Freq	Level	Limit	Margin	Raw	Dist	Condition	Azimuth	Height	Comment	AF	CL	PA
	(Hz)	(dBuV/m)	(dBuV/m)	(dB)	(dBuV)	(m)		(°)	(m)		(dB)	(dB)	(dB)
PK	19.40466G	46.44	83.54	-37.10	42.85	1	Vertical	197	1.68	-	37.98	15.23	49.62
AV	19.39962G	34.53	63.54	-29.01	30.91	1	Vertical	197	1.68	-	38.00	15.23	49.61

6.425-6.525GHz_802.11be EHT80_Nss1,(MCS0)_4TX

6465MHz_TX

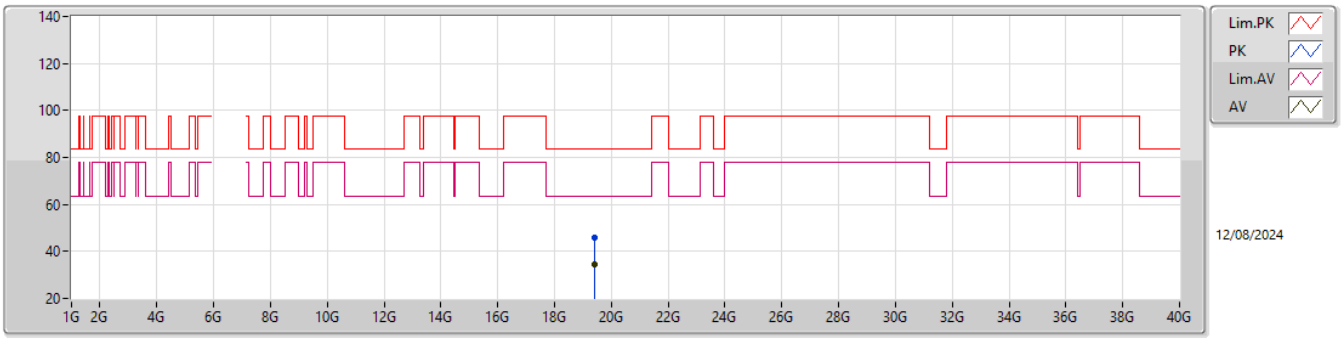

EUT Y_4TX
Setting 67
04-H-E-5

Type	Freq	Level	Limit	Margin	Raw	Dist	Condition	Azimuth	Height	Comment	AF	CL	PA
	(Hz)	(dBuV/m)	(dBuV/m)	(dB)	(dBuV)	(m)		(°)	(m)		(dB)	(dB)	(dB)
PK	19.39246G	45.79	83.54	-37.75	42.20	1	Horizontal	84	1.50	-	37.97	15.23	49.61
AV	19.3956G	34.45	63.54	-29.09	30.85	1	Horizontal	84	1.50	-	37.98	15.23	49.61

6.425-6.525GHz_802.11be EHT80_Nss1,(MCS0)_4TX

6545MHz Straddle 6.425-6.525GHz_TX

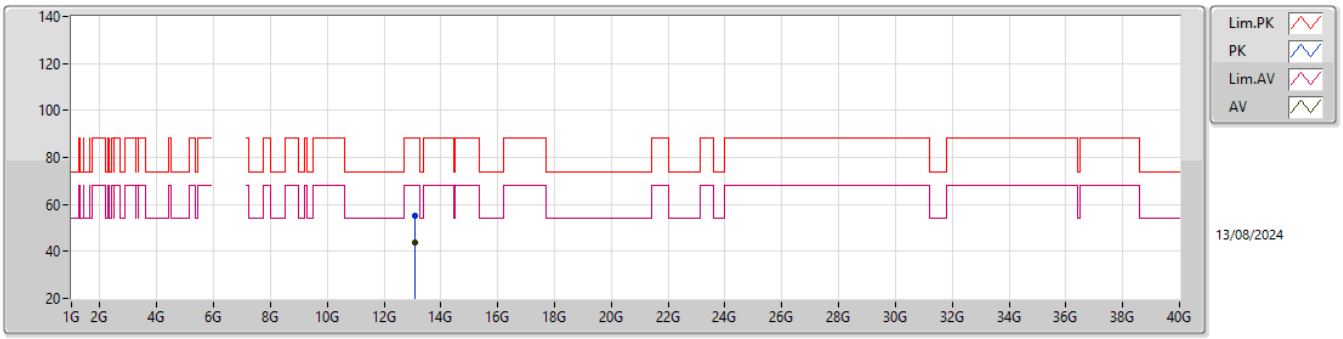

EUT Y_4TX
Setting 67
04-H-E-5

Type	Freq	Level	Limit	Margin	Raw	Dist	Condition	Azimuth	Height	Comment	AF	CL	PA
	(Hz)	(dBuV/m)	(dBuV/m)	(dB)	(dBuV)	(m)		(°)	(m)		(dB)	(dB)	(dB)
PK	13.09324G	55.08	88.20	-33.12	47.86	3	Vertical	280	2.38	-	39.49	10.15	42.42
RMS	13.09359G	44.01	68.20	-24.19	36.79	3	Vertical	280	2.38	-	39.49	10.15	42.42

6.425-6.525GHz_802.11be EHT80_Nss1,(MCS0)_4TX

6545MHz Straddle 6.425-6.525GHz_TX

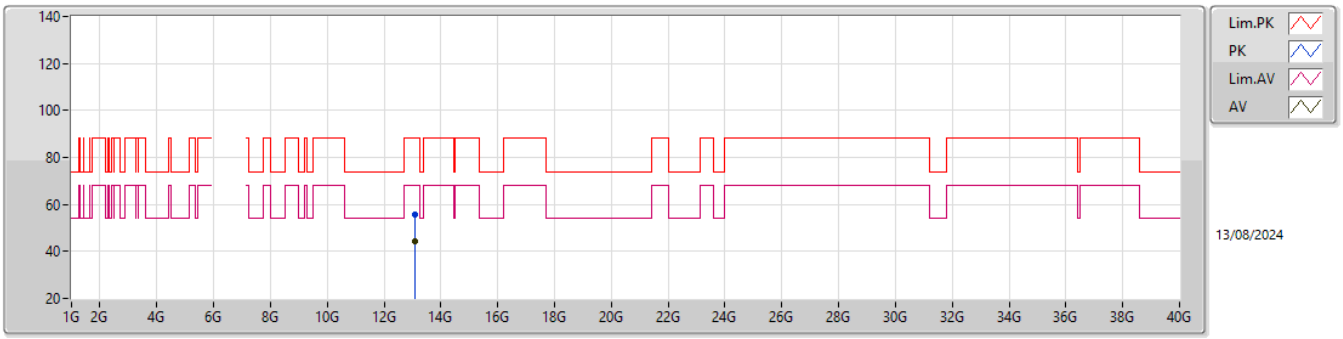

EUT Y_4TX
Setting 67
04-H-E-5

Type	Freq	Level	Limit	Margin	Raw	Dist	Condition	Azimuth	Height	Comment	AF	CL	PA
	(Hz)	(dBuV/m)	(dBuV/m)	(dB)	(dBuV)	(m)		(°)	(m)		(dB)	(dB)	(dB)
PK	13.09045G	55.53	88.20	-32.67	48.32	3	Horizontal	143	1.23	-	39.48	10.15	42.42
RMS	13.09106G	44.18	68.20	-24.02	36.97	3	Horizontal	143	1.23	-	39.48	10.15	42.42

6.425-6.525GHz_802.11be EHT80_Nss1,(MCS0)_4TX

6545MHz Straddle 6.425-6.525GHz_TX

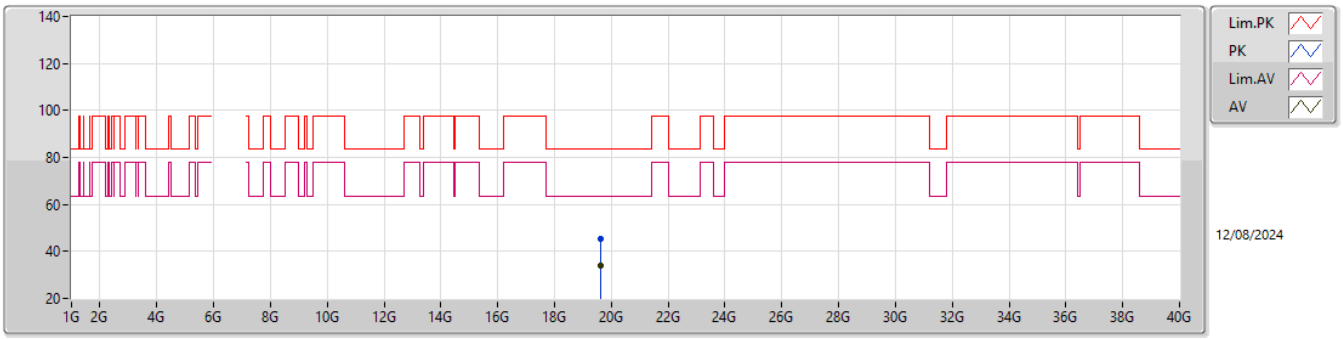

EUT Y_4TX
Setting 67
04-H-E-5

Type	Freq	Level	Limit	Margin	Raw	Dist	Condition	Azimuth	Height	Comment	AF	CL	PA
	(Hz)	(dBuV/m)	(dBuV/m)	(dB)	(dBuV)	(m)		(°)	(m)		(dB)	(dB)	(dB)
PK	19.63724G	45.37	83.54	-38.17	41.70	1	Vertical	111	1.71	-	38.02	15.22	49.57
AV	19.63942G	33.92	63.54	-29.62	30.23	1	Vertical	111	1.71	-	38.04	15.22	49.57

6.425-6.525GHz_802.11be EHT80_Nss1,(MCS0)_4TX

6545MHz Straddle 6.425-6.525GHz_TX

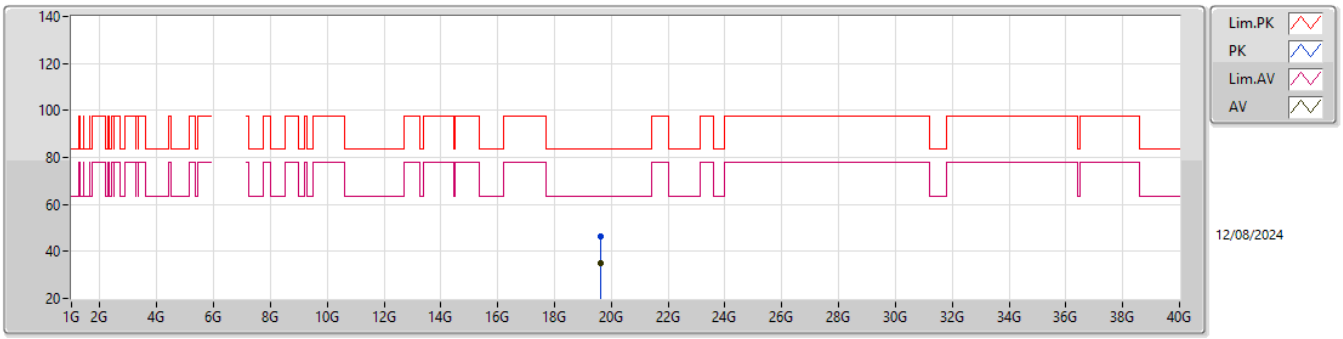

EUT Y_4TX
Setting 67
04-H-E-5

Type	Freq	Level	Limit	Margin	Raw	Dist	Condition	Azimuth	Height	Comment	AF	CL	PA
	(Hz)	(dBuV/m)	(dBuV/m)	(dB)	(dBuV)	(m)		(°)	(m)		(dB)	(dB)	(dB)
PK	19.628G	46.15	83.54	-37.39	42.54	1	Horizontal	237	1.55	-	37.97	15.22	49.58
AV	19.63834G	35.07	63.54	-28.47	31.39	1	Horizontal	237	1.55	-	38.03	15.22	49.57

6.525-6.875GHz_802.11be EHT80_Nss1,(MCS0)_4TX

6625MHz_TX

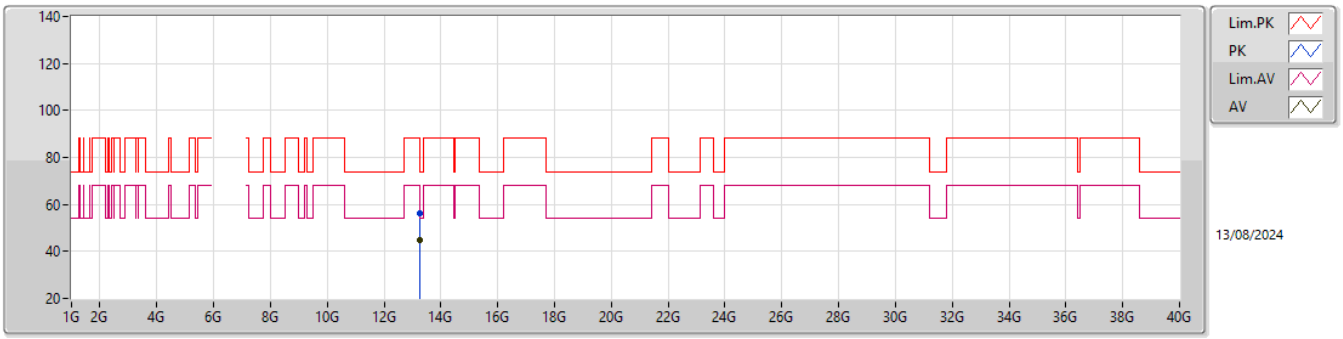

EUT Y_4TX
Setting 65
04-H-E-5

Type	Freq	Level	Limit	Margin	Raw	Dist	Condition	Azimuth	Height	Comment	AF	CL	PA
	(Hz)	(dBuV/m)	(dBuV/m)	(dB)	(dBuV)	(m)		(°)	(m)		(dB)	(dB)	(dB)
PK	13.24774G	56.10	88.20	-32.10	48.47	3	Vertical	321	1.94	-	39.80	10.21	42.38
RMS	13.24837G	44.63	68.20	-23.57	37.00	3	Vertical	321	1.94	-	39.80	10.21	42.38

6.525-6.875GHz_802.11be EHT80_Nss1,(MCS0)_4TX

6625MHz_TX

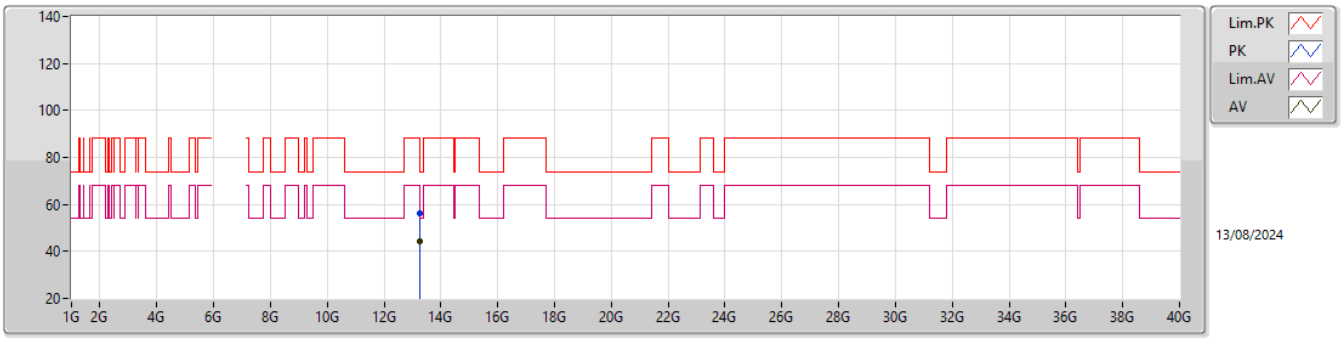

EUT Y_4TX
Setting 65
04-H-E-5

Type	Freq	Level	Limit	Margin	Raw	Dist	Condition	Azimuth	Height	Comment	AF	CL	PA
	(Hz)	(dBuV/m)	(dBuV/m)	(dB)	(dBuV)	(m)		(°)	(m)		(dB)	(dB)	(dB)
PK	13.24732G	55.98	88.20	-32.22	48.36	3	Horizontal	43	2.96	-	39.79	10.21	42.38
RMS	13.24991G	44.54	68.20	-23.66	36.91	3	Horizontal	43	2.96	-	39.80	10.21	42.38

6.525-6.875GHz_802.11be EHT80_Nss1,(MCS0)_4TX

6625MHz_TX

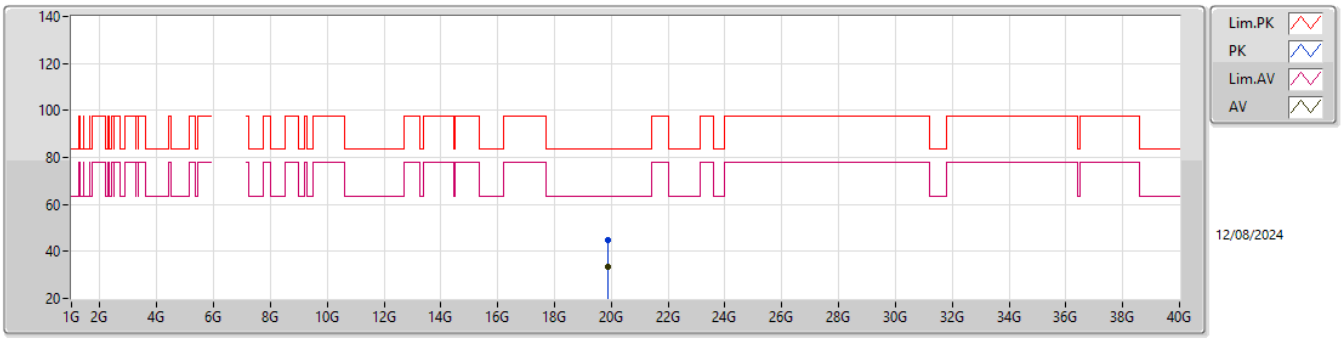

EUT Y_4TX
Setting 65
04-H-E-5

Type	Freq	Level	Limit	Margin	Raw	Dist	Condition	Azimuth	Height	Comment	AF	CL	PA
	(Hz)	(dBuV/m)	(dBuV/m)	(dB)	(dBuV)	(m)		(°)	(m)		(dB)	(dB)	(dB)
PK	19.8813G	44.69	83.54	-38.85	41.06	1	Vertical	99	1.58	-	37.79	15.21	49.37
AV	19.86502G	33.55	63.54	-29.99	30.03	1	Vertical	99	1.58	-	37.69	15.21	49.38

6.525-6.875GHz_802.11be EHT80_Nss1,(MCS0)_4TX

6625MHz_TX

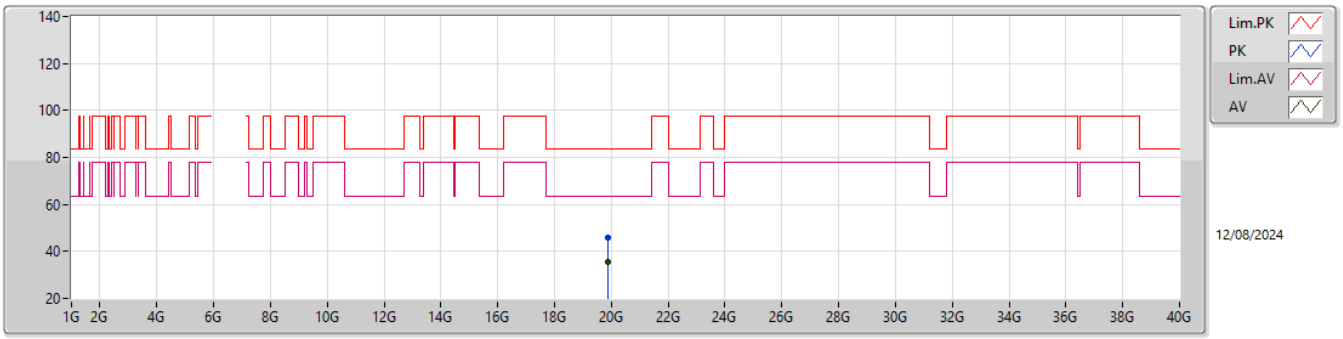

EUT Y_4TX
Setting 65
04-H-E-5

Type	Freq	Level	Limit	Margin	Raw	Dist	Condition	Azimuth	Height	Comment	AF	CL	PA
	(Hz)	(dBuV/m)	(dBuV/m)	(dB)	(dBuV)	(m)		(°)	(m)		(dB)	(dB)	(dB)
PK	19.86524G	45.65	83.54	-37.89	42.13	1	Horizontal	291	1.48	-	37.69	15.21	49.38
AV	19.87424G	35.68	63.54	-27.86	32.09	1	Horizontal	291	1.48	-	37.75	15.21	49.37

6.525-6.875GHz_802.11be EHT80_Nss1,(MCS0)_4TX

6705MHz_TX

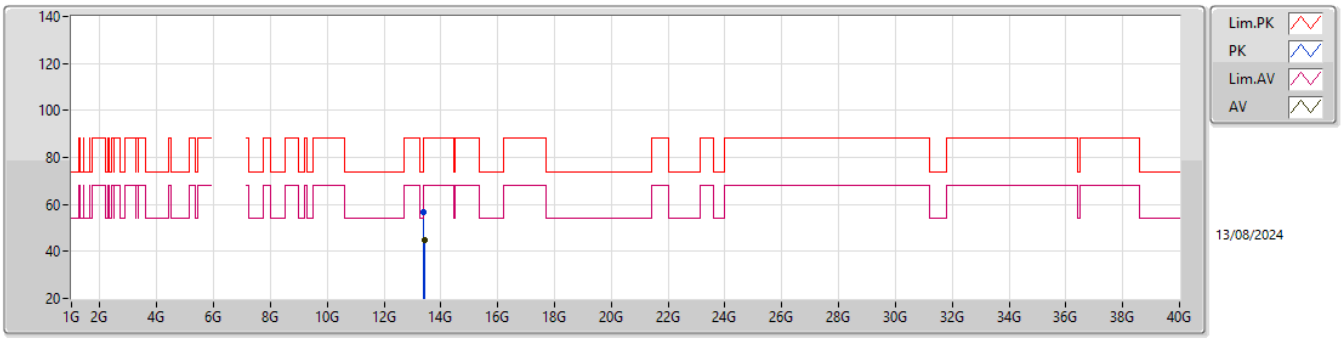

EUT Y_4TX
Setting 66
04-H-E-5

Type	Freq	Level	Limit	Margin	Raw	Dist	Condition	Azimuth	Height	Comment	AF	CL	PA
	(Hz)	(dBuV/m)	(dBuV/m)	(dB)	(dBuV)	(m)		(°)	(m)		(dB)	(dB)	(dB)
PK	13.40557G	56.68	88.20	-31.52	48.74	3	Vertical	293	2.65	-	40.01	10.27	42.34
RMS	13.41041G	44.76	68.20	-23.44	36.81	3	Vertical	293	2.65	-	40.02	10.27	42.34

6.525-6.875GHz_802.11be EHT80_Nss1,(MCS0)_4TX

6705MHz_TX

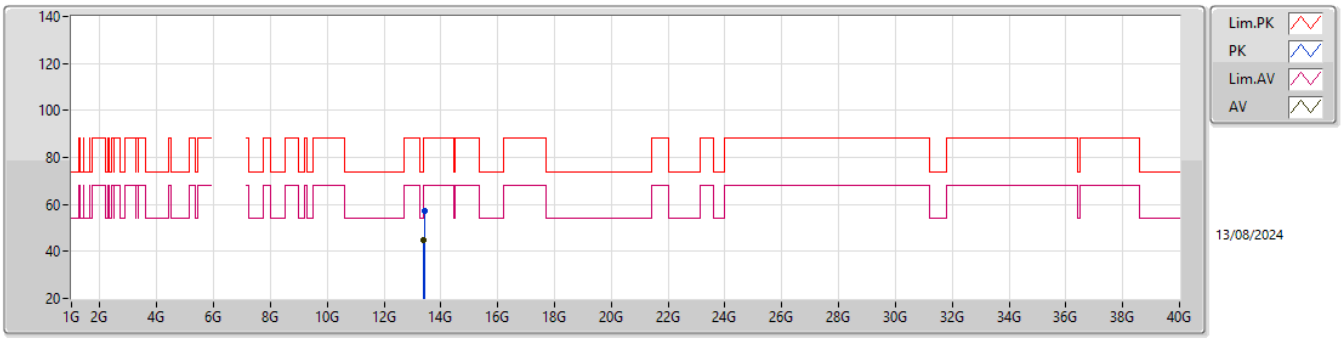

EUT Y_4TX
Setting 66
04-H-E-5

Type	Freq	Level	Limit	Margin	Raw	Dist	Condition	Azimuth	Height	Comment	AF	CL	PA
	(Hz)	(dBuV/m)	(dBuV/m)	(dB)	(dBuV)	(m)		(°)	(m)		(dB)	(dB)	(dB)
PK	13.40973G	57.14	88.20	-31.06	49.19	3	Horizontal	330	2.25	-	40.02	10.27	42.34
RMS	13.4086G	44.72	68.20	-23.48	36.77	3	Horizontal	330	2.25	-	40.02	10.27	42.34

6.525-6.875GHz_802.11be EHT80_Nss1,(MCS0)_4TX

6705MHz_TX

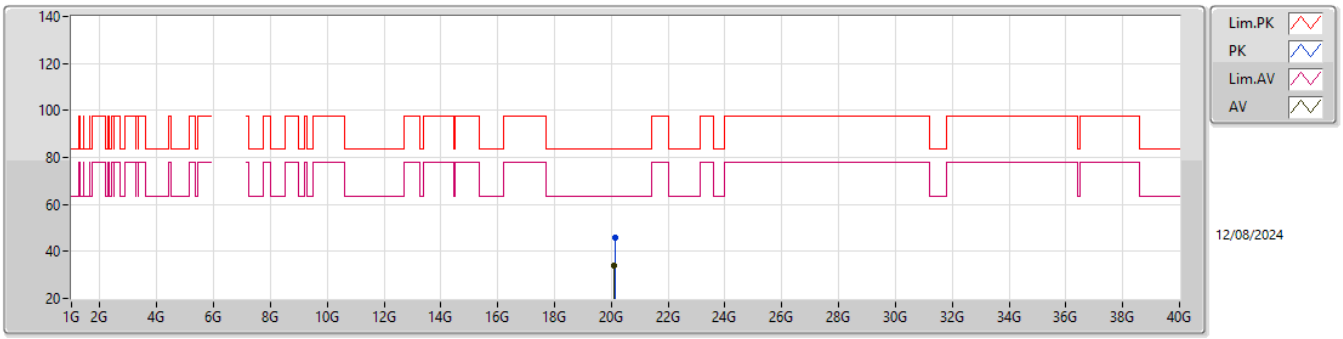

EUT Y_4TX
Setting 66
04-H-E-5

Type	Freq	Level	Limit	Margin	Raw	Dist	Condition	Azimuth	Height	Comment	AF	CL	PA
	(Hz)	(dBuV/m)	(dBuV/m)	(dB)	(dBuV)	(m)		(°)	(m)		(dB)	(dB)	(dB)
PK	20.12034G	45.85	83.54	-37.69	42.01	1	Vertical	256	1.64	-	37.78	15.30	49.24
AV	20.11528G	33.83	63.54	-29.71	29.97	1	Vertical	256	1.64	-	37.81	15.29	49.24

6.525-6.875GHz_802.11be EHT80_Nss1,(MCS0)_4TX

6705MHz_TX

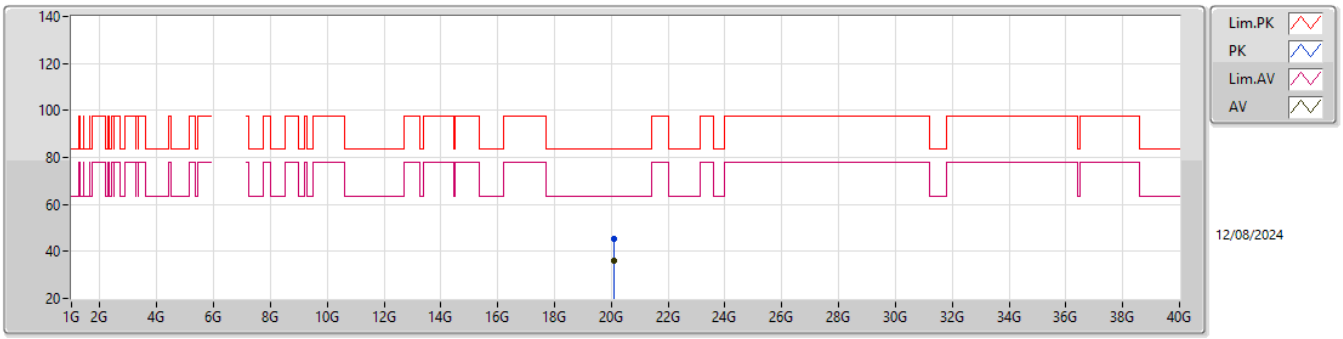

EUT Y_4TX
Setting 66
04-H-E-5

Type	Freq	Level	Limit	Margin	Raw	Dist	Condition	Azimuth	Height	Comment	AF	CL	PA
	(Hz)	(dBuV/m)	(dBuV/m)	(dB)	(dBuV)	(m)		(°)	(m)		(dB)	(dB)	(dB)
PK	20.11534G	45.40	83.54	-38.14	41.54	1	Horizontal	205	1.44	-	37.81	15.29	49.24
AV	20.11356G	35.83	63.54	-27.71	31.96	1	Horizontal	205	1.44	-	37.82	15.29	49.24

6.525-6.875GHz_802.11be EHT80_Nss1,(MCS0)_4TX

6785MHz_TX

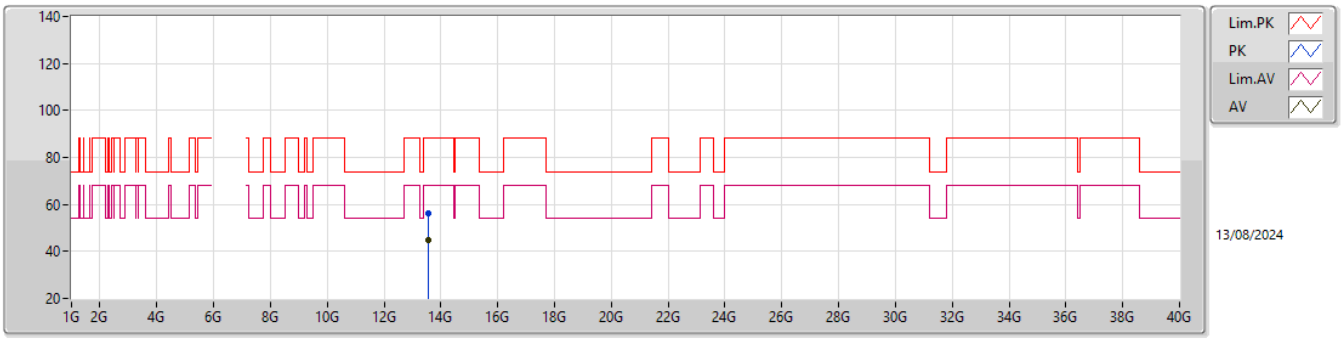

EUT Y_4TX
Setting 65
04-H-E-5

Type	Freq	Level	Limit	Margin	Raw	Dist	Condition	Azimuth	Height	Comment	AF	CL	PA
	(Hz)	(dBuV/m)	(dBuV/m)	(dB)	(dBuV)	(m)		(°)	(m)		(dB)	(dB)	(dB)
PK	13.56516G	56.22	88.20	-31.98	48.09	3	Vertical	232	2.14	-	40.20	10.33	42.40
RMS	13.57217G	44.81	68.20	-23.39	36.68	3	Vertical	232	2.14	-	40.20	10.34	42.41

6.525-6.875GHz_802.11be EHT80_Nss1,(MCS0)_4TX

6785MHz_TX

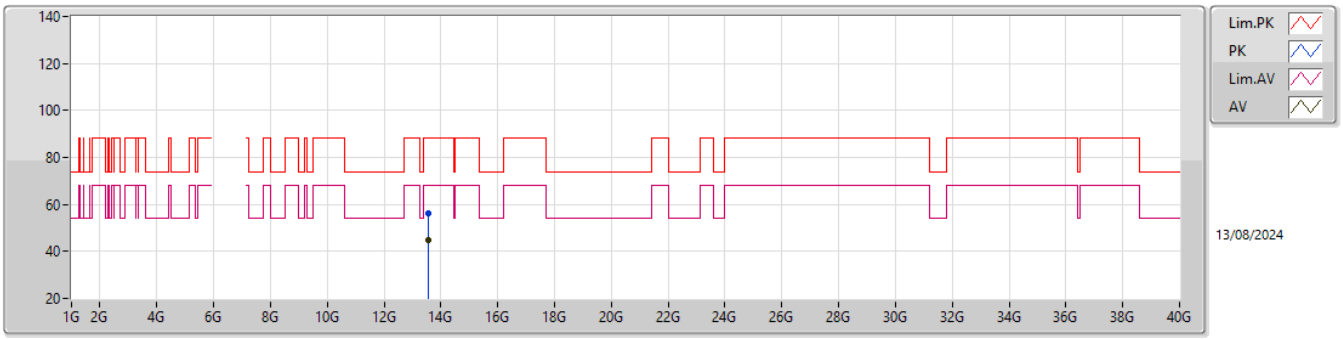

EUT Y_4TX
Setting 65
04-H-E-5

Type	Freq	Level	Limit	Margin	Raw	Dist	Condition	Azimuth	Height	Comment	AF	CL	PA
	(Hz)	(dBuV/m)	(dBuV/m)	(dB)	(dBuV)	(m)		(°)	(m)		(dB)	(dB)	(dB)
PK	13.56617G	56.06	88.20	-32.14	47.94	3	Horizontal	290	1.51	-	40.20	10.33	42.41
RMS	13.57078G	44.77	68.20	-23.43	36.65	3	Horizontal	290	1.51	-	40.20	10.33	42.41

6.525-6.875GHz_802.11be EHT80_Nss1,(MCS0)_4TX

6785MHz_TX

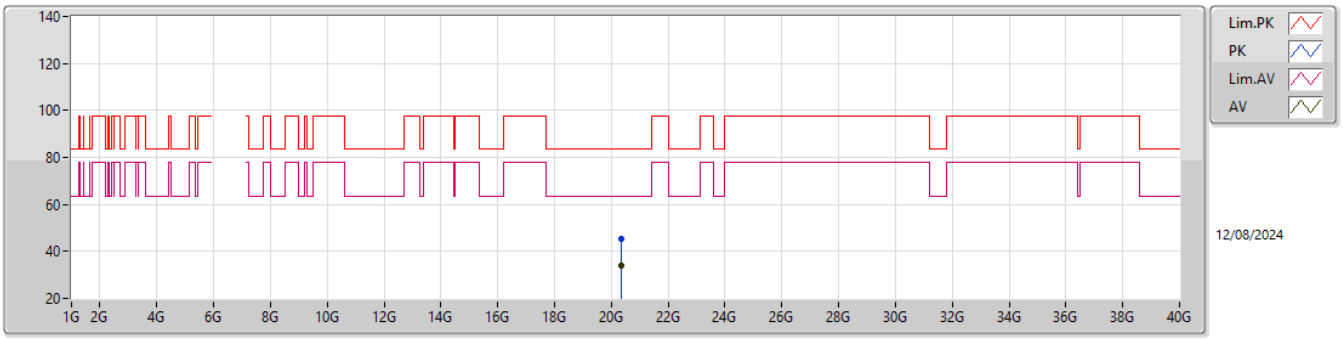

EUT Y_4TX
Setting 65
04-H-E-5

Type	Freq	Level	Limit	Margin	Raw	Dist	Condition	Azimuth	Height	Comment	AF	CL	PA
	(Hz)	(dBuV/m)	(dBuV/m)	(dB)	(dBuV)	(m)		(°)	(m)		(dB)	(dB)	(dB)
PK	20.35256G	45.46	83.54	-38.08	41.07	1	Vertical	214	1.76	-	38.09	15.48	49.18
AV	20.35758G	34.09	63.54	-29.45	29.70	1	Vertical	214	1.76	-	38.08	15.49	49.18

6.525-6.875GHz_802.11be EHT80_Nss1,(MCS0)_4TX

6785MHz_TX

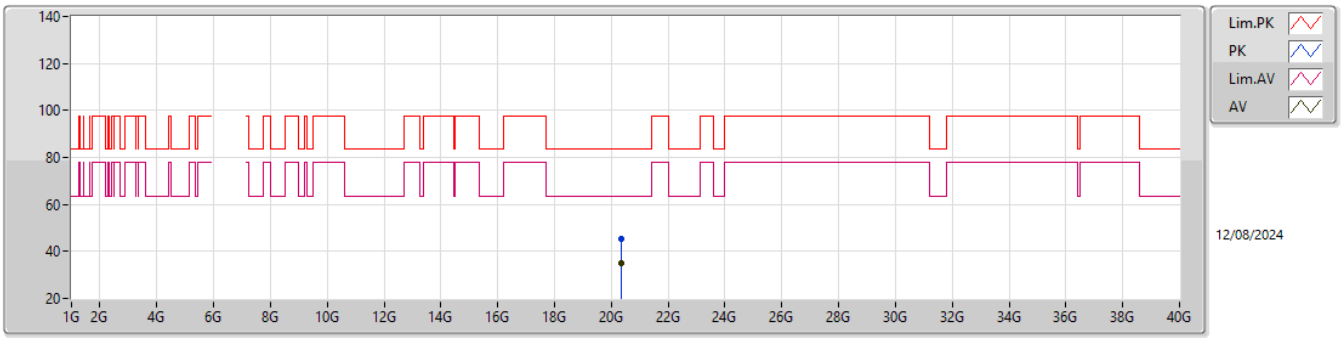

EUT Y_4TX
Setting 65
04-H-E-5

Type	Freq	Level	Limit	Margin	Raw	Dist	Condition	Azimuth	Height	Comment	AF	CL	PA
	(Hz)	(dBuV/m)	(dBuV/m)	(dB)	(dBuV)	(m)		(°)	(m)		(dB)	(dB)	(dB)
PK	20.36224G	45.38	83.54	-38.16	40.99	1	Horizontal	354	1.55	-	38.08	15.49	49.18
AV	20.36146G	35.02	63.54	-28.52	30.63	1	Horizontal	354	1.55	-	38.08	15.49	49.18

6.525-6.875GHz_802.11be EHT80_Nss1,(MCS0)_4TX

6865MHz Straddle 6.525-6.875GHz_TX

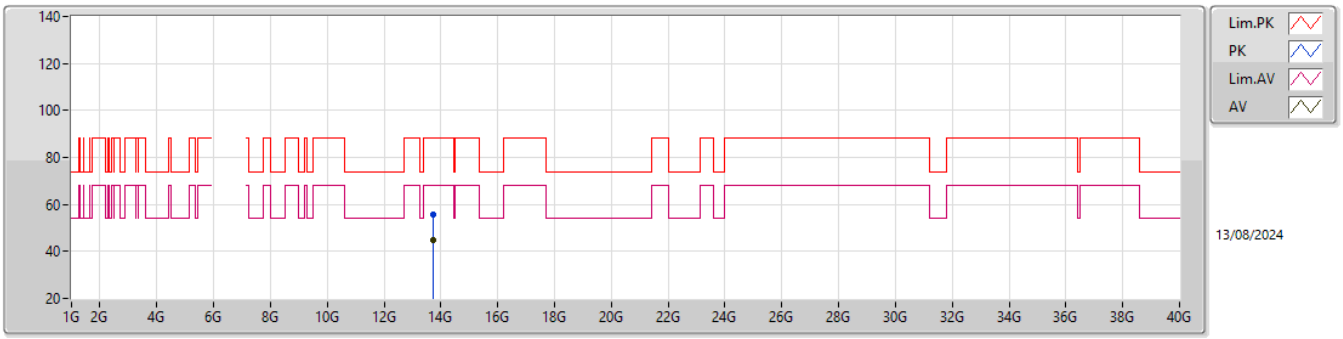

EUT Y_4TX
Setting 62
04-H-E-5

Type	Freq	Level	Limit	Margin	Raw	Dist	Condition	Azimuth	Height	Comment	AF	CL	PA
	(Hz)	(dBuV/m)	(dBuV/m)	(dB)	(dBuV)	(m)		(°)	(m)		(dB)	(dB)	(dB)
PK	13.72911G	55.83	88.20	-32.37	47.73	3	Vertical	279	1.49	-	40.32	10.40	42.62
RMS	13.7256G	44.77	68.20	-23.43	36.69	3	Vertical	279	1.49	-	40.30	10.39	42.61

6.525-6.875GHz_802.11be EHT80_Nss1,(MCS0)_4TX

6865MHz Straddle 6.525-6.875GHz_TX

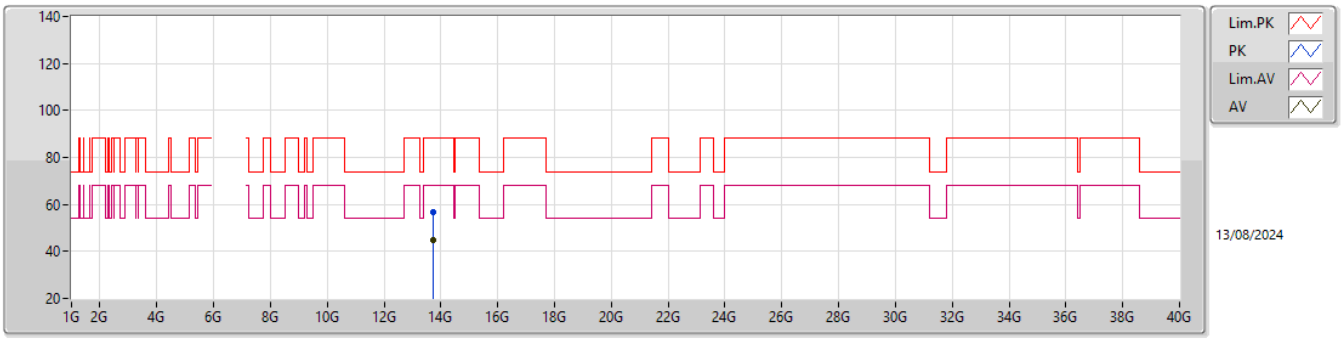

EUT Y_4TX
Setting 62
04-H-E-5

Type	Freq	Level	Limit	Margin	Raw	Dist	Condition	Azimuth	Height	Comment	AF	CL	PA
	(Hz)	(dBuV/m)	(dBuV/m)	(dB)	(dBuV)	(m)		(°)	(m)		(dB)	(dB)	(dB)
PK	13.72685G	56.79	88.20	-31.41	48.70	3	Horizontal	122	1.52	-	40.31	10.39	42.61
RMS	13.72913G	44.77	68.20	-23.43	36.67	3	Horizontal	122	1.52	-	40.32	10.40	42.62

6.525-6.875GHz_802.11be EHT80_Nss1,(MCS0)_4TX

6865MHz Straddle 6.525-6.875GHz_TX

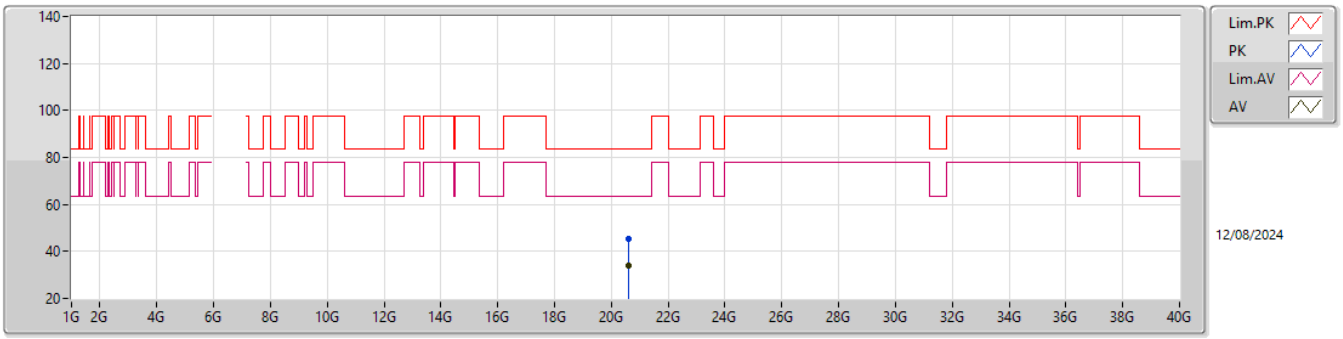

EUT Y_4TX
Setting 62
04-H-E-5

Type	Freq	Level	Limit	Margin	Raw	Dist	Condition	Azimuth	Height	Comment	AF	CL	PA
	(Hz)	(dBuV/m)	(dBuV/m)	(dB)	(dBuV)	(m)		(°)	(m)		(dB)	(dB)	(dB)
PK	20.58646G	45.43	83.54	-38.11	40.89	1	Vertical	352	1.77	-	37.97	15.67	49.10
AV	20.59122G	33.96	63.54	-29.58	29.40	1	Vertical	352	1.77	-	37.98	15.67	49.09

6.525-6.875GHz_802.11be EHT80_Nss1,(MCS0)_4TX

6865MHz Straddle 6.525-6.875GHz_TX

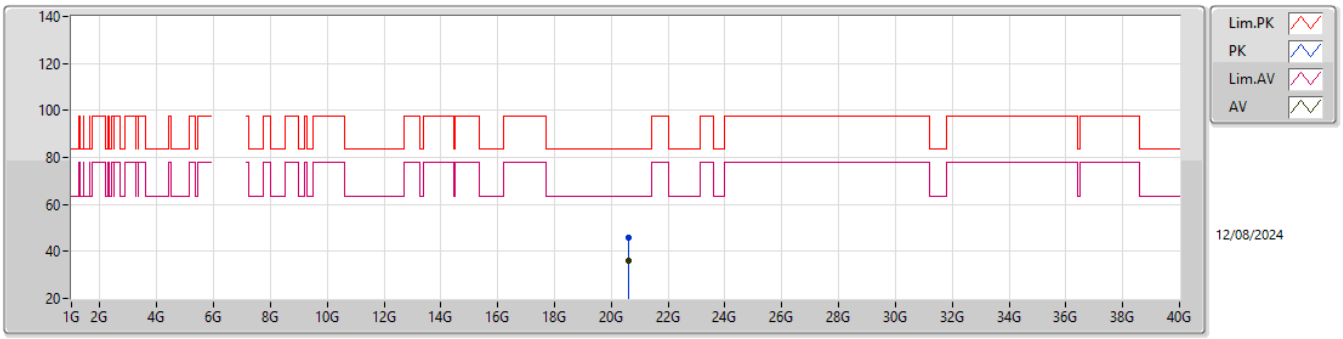

EUT Y_4TX
Setting 62
04-H-E-5

Type	Freq	Level	Limit	Margin	Raw	Dist	Condition	Azimuth	Height	Comment	AF	CL	PA
	(Hz)	(dBuV/m)	(dBuV/m)	(dB)	(dBuV)	(m)		(°)	(m)		(dB)	(dB)	(dB)
PK	20.5899G	45.68	83.54	-37.86	41.12	1	Horizontal	289	1.41	-	37.98	15.67	49.09
AV	20.60154G	35.85	63.54	-27.69	31.26	1	Horizontal	289	1.41	-	38.00	15.68	49.09

6.875-7.125GHz_802.11be EHT80_Nss1,(MCS0)_4TX

6945MHz_TX

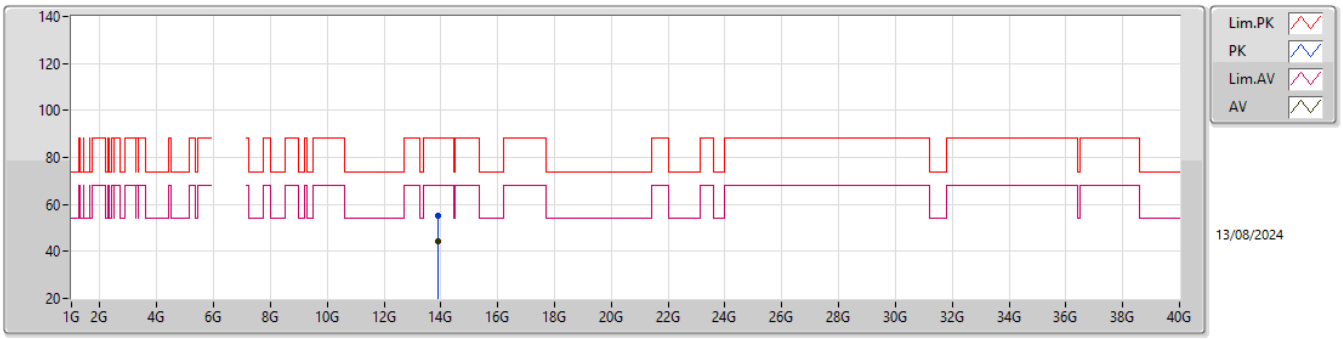

EUT Y_4TX
Setting 62
04-H-E-5

Type	Freq	Level	Limit	Margin	Raw	Dist	Condition	Azimuth	Height	Comment	AF	CL	PA
	(Hz)	(dBuV/m)	(dBuV/m)	(dB)	(dBuV)	(m)		(°)	(m)		(dB)	(dB)	(dB)
PK	13.88746G	55.23	88.20	-32.97	47.02	3	Vertical	197	2.04	-	40.57	10.46	42.82
RMS	13.88873G	44.10	68.20	-24.10	35.89	3	Vertical	197	2.04	-	40.58	10.46	42.83

6.875-7.125GHz_802.11be EHT80_Nss1,(MCS0)_4TX

6945MHz_TX

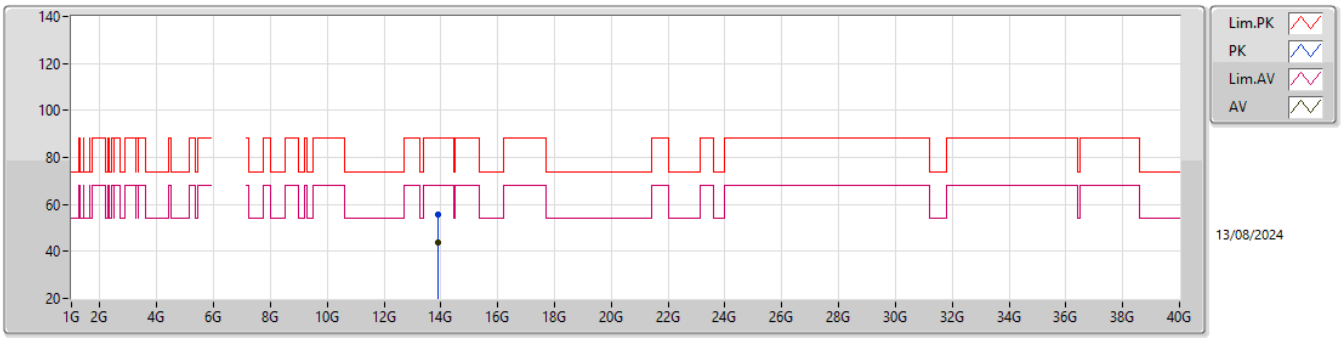

EUT Y_4TX
Setting 62
04-H-E-5

Type	Freq	Level	Limit	Margin	Raw	Dist	Condition	Azimuth	Height	Comment	AF	CL	PA
	(Hz)	(dBuV/m)	(dBuV/m)	(dB)	(dBuV)	(m)		(°)	(m)		(dB)	(dB)	(dB)
PK	13.89449G	55.46	88.20	-32.74	47.24	3	Horizontal	239	1.27	-	40.59	10.46	42.83
RMS	13.88669G	44.05	68.20	-24.15	35.84	3	Horizontal	239	1.27	-	40.57	10.46	42.82

6.875-7.125GHz_802.11be EHT80_Nss1,(MCS0)_4TX

6945MHz_TX

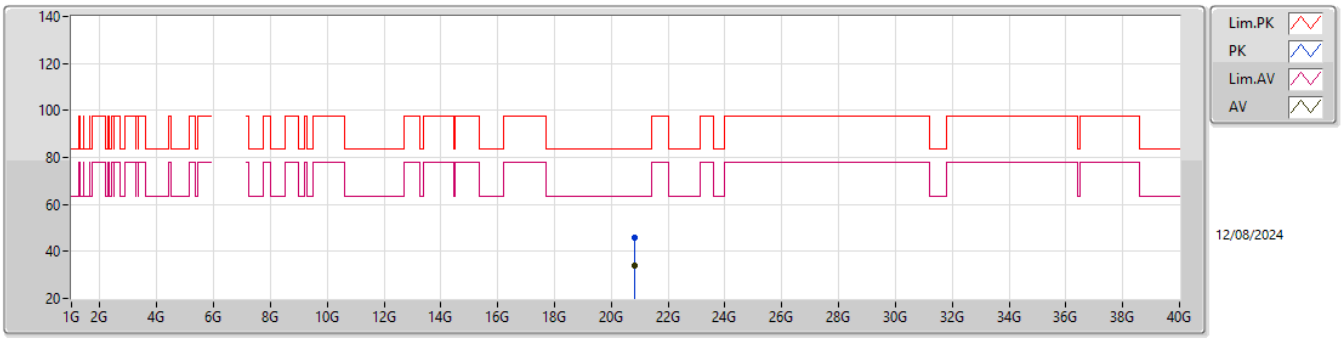

EUT Y_4TX
Setting 62
04-H-E-5

Type	Freq	Level	Limit	Margin	Raw	Dist	Condition	Azimuth	Height	Comment	AF	CL	PA
	(Hz)	(dBuV/m)	(dBuV/m)	(dB)	(dBuV)	(m)		(°)	(m)		(dB)	(dB)	(dB)
PK	20.83184G	46.02	83.54	-37.52	40.92	1	Vertical	146	1.50	-	38.20	15.87	48.97
AV	20.83368G	34.16	63.54	-29.38	29.06	1	Vertical	146	1.50	-	38.20	15.87	48.97

6.875-7.125GHz_802.11be EHT80_Nss1,(MCS0)_4TX

6945MHz_TX

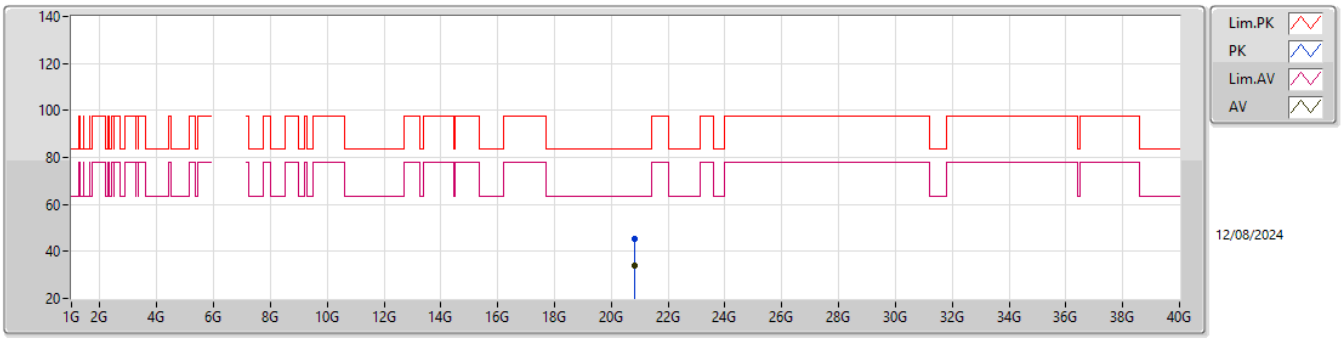

EUT Y_4TX
Setting 62
04-H-E-5

Type	Freq	Level	Limit	Margin	Raw	Dist	Condition	Azimuth	Height	Comment	AF	CL	PA
	(Hz)	(dBuV/m)	(dBuV/m)	(dB)	(dBuV)	(m)		(°)	(m)		(dB)	(dB)	(dB)
PK	20.8416G	45.23	83.54	-38.31	40.12	1	Horizontal	322	1.40	-	38.20	15.87	48.96
AV	20.82906G	33.97	63.54	-29.57	28.88	1	Horizontal	322	1.40	-	38.20	15.86	48.97

6.875-7.125GHz_802.11be EHT80_Nss1,(MCS0)_4TX

7025MHz_TX

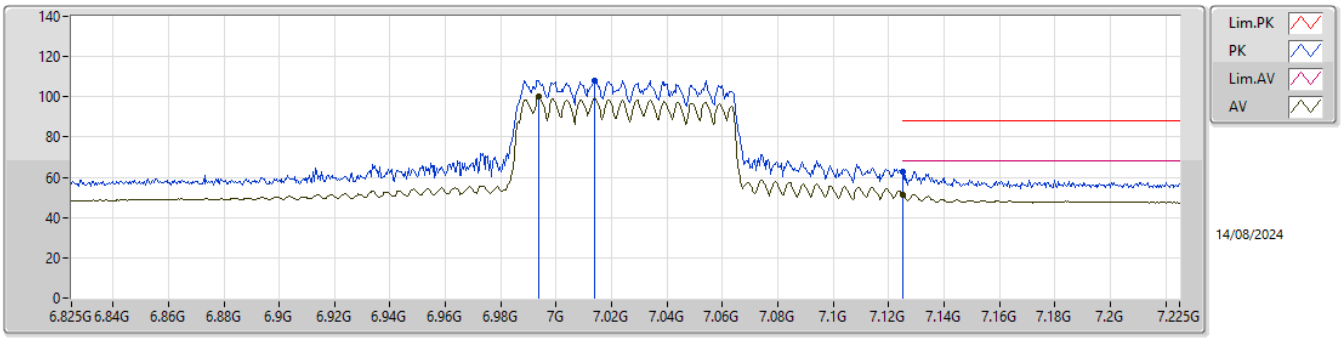

EUT Y_4TX
Setting 63
04-H-G-4-10

Type	Freq	Level	Limit	Margin	Raw	Dist	Condition	Azimuth	Height	Comment	AF	CL	PA
	(Hz)	(dBuV/m)	(dBuV/m)	(dB)	(dBuV)	(m)		(°)	(m)		(dB)	(dB)	(dB)
PK	7.0138G	108.28	Inf	-Inf	107.18	3	Vertical	3	1.50	-	36.43	7.00	42.33
RMS	6.9938G	99.93	Inf	-Inf	98.85	3	Vertical	3	1.50	-	36.40	7.00	42.32
PK	7.125G	62.87	88.20	-25.33	61.82	3	Vertical	3	1.50	-	36.50	7.04	42.49
RMS	7.125G	51.56	68.20	-16.64	50.51	3	Vertical	3	1.50	-	36.50	7.04	42.49

6.875-7.125GHz_802.11be EHT80_Nss1,(MCS0)_4TX

7025MHz_TX

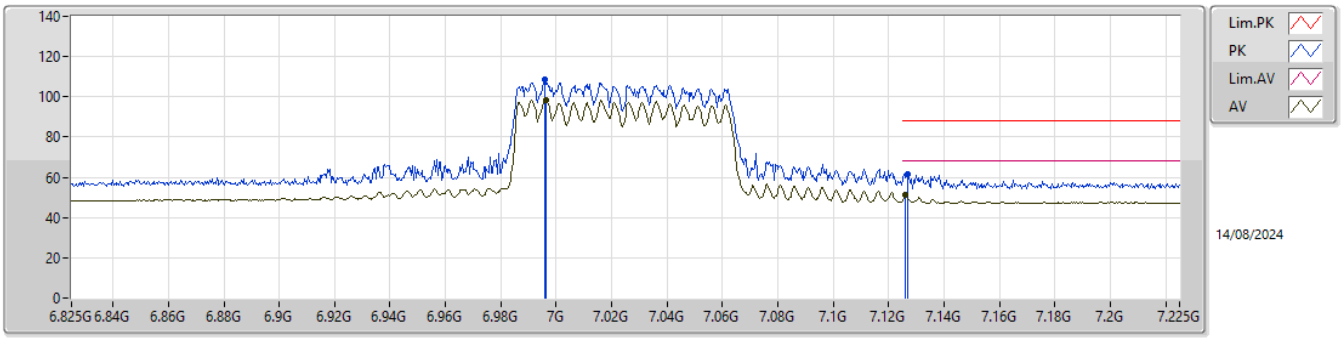

EUT Y_4TX
Setting 63
04-H-G-4-10

Type	Freq	Level	Limit	Margin	Raw	Dist	Condition	Azimuth	Height	Comment	AF	CL	PA
	(Hz)	(dBuV/m)	(dBuV/m)	(dB)	(dBuV)	(m)		(°)	(m)		(dB)	(dB)	(dB)
PK	6.9958G	108.85	Inf	-Inf	107.76	3	Horizontal	270	1.41	-	36.40	7.00	42.31
RMS	6.9962G	98.50	Inf	-Inf	97.41	3	Horizontal	270	1.41	-	36.40	7.00	42.31
PK	7.127G	61.74	88.20	-26.46	60.69	3	Horizontal	270	1.41	-	36.51	7.04	42.50
RMS	7.1262G	51.31	68.20	-16.89	50.26	3	Horizontal	270	1.41	-	36.50	7.04	42.49

6.875-7.125GHz_802.11be EHT80_Nss1,(MCS0)_4TX

7025MHz_TX

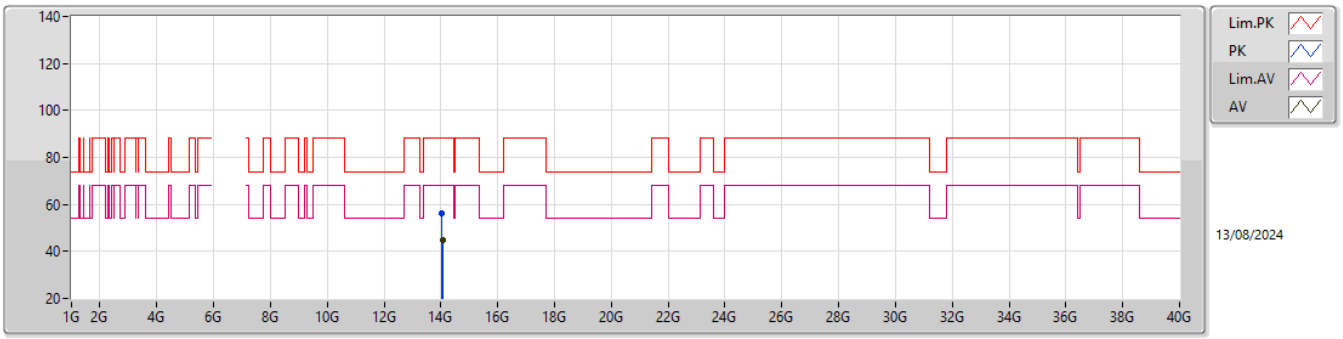

EUT Y_4TX
Setting 63
04-H-E-5

Type	Freq	Level	Limit	Margin	Raw	Dist	Condition	Azimuth	Height	Comment	AF	CL	PA
	(Hz)	(dBuV/m)	(dBuV/m)	(dB)	(dBuV)	(m)		(°)	(m)		(dB)	(dB)	(dB)
PK	14.04505G	56.33	88.20	-31.87	47.90	3	Vertical	259	1.60	-	40.79	10.52	42.88
RMS	14.05425G	44.93	68.20	-23.27	36.46	3	Vertical	259	1.60	-	40.80	10.53	42.86

6.875-7.125GHz_802.11be EHT80_Nss1,(MCS0)_4TX

7025MHz_TX

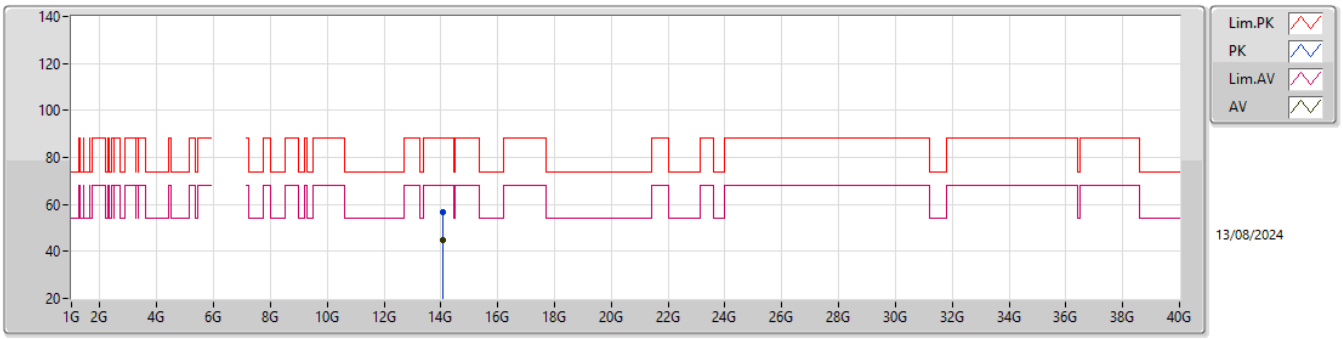

EUT Y_4TX
Setting 63
04-H-E-5

Type	Freq	Level	Limit	Margin	Raw	Dist	Condition	Azimuth	Height	Comment	AF	CL	PA
	(Hz)	(dBuV/m)	(dBuV/m)	(dB)	(dBuV)	(m)		(°)	(m)		(dB)	(dB)	(dB)
PK	14.05351G	56.48	88.20	-31.72	48.02	3	Horizontal	187	2.93	-	40.80	10.53	42.87
RMS	14.05414G	44.80	68.20	-23.40	36.33	3	Horizontal	187	2.93	-	40.80	10.53	42.86

6.875-7.125GHz_802.11be EHT80_Nss1,(MCS0)_4TX

7025MHz_TX

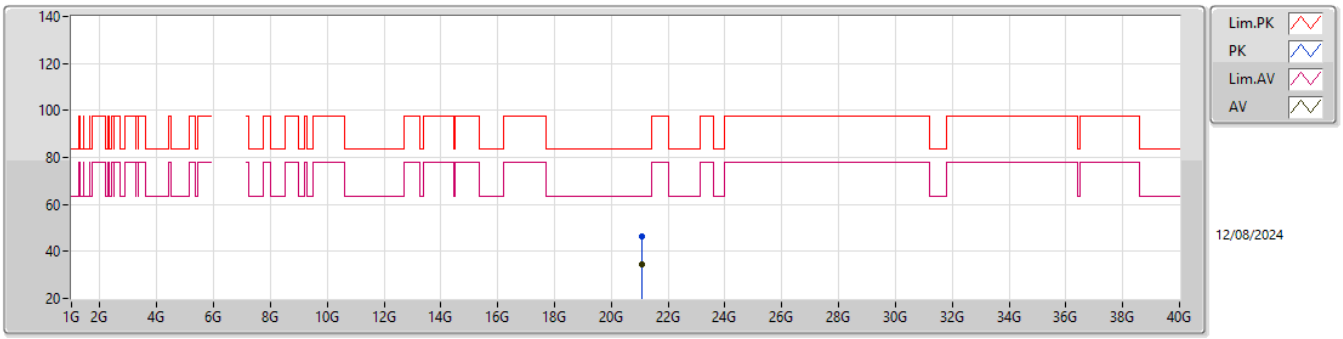

EUT Y_4TX
Setting 63
04-H-E-5

Type	Freq	Level	Limit	Margin	Raw	Dist	Condition	Azimuth	Height	Comment	AF	CL	PA
	(Hz)	(dBuV/m)	(dBuV/m)	(dB)	(dBuV)	(m)		(°)	(m)		(dB)	(dB)	(dB)
PK	21.06628G	46.61	83.54	-36.93	41.13	1	Vertical	5	1.42	-	38.30	16.05	48.87
AV	21.0822G	34.46	63.54	-29.08	29.05	1	Vertical	5	1.42	-	38.21	16.07	48.87

6.875-7.125GHz_802.11be EHT80_Nss1,(MCS0)_4TX

7025MHz_TX

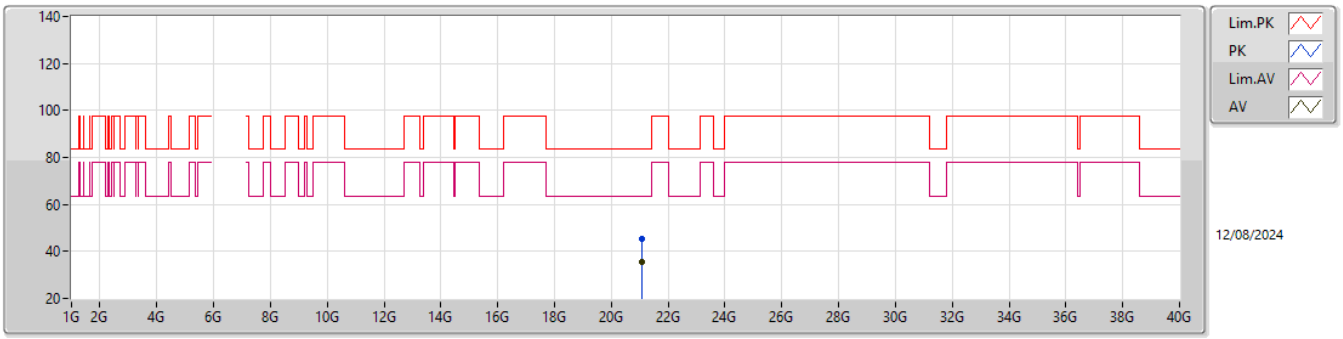

EUT Y_4TX
Setting 63
04-H-E-5

Type	Freq	Level	Limit	Margin	Raw	Dist	Condition	Azimuth	Height	Comment	AF	CL	PA
	(Hz)	(dBuV/m)	(dBuV/m)	(dB)	(dBuV)	(m)		(°)	(m)		(dB)	(dB)	(dB)
PK	21.07726G	45.55	83.54	-37.99	40.12	1	Horizontal	289	1.67	-	38.24	16.06	48.87
AV	21.06636G	35.55	63.54	-27.99	30.07	1	Horizontal	289	1.67	-	38.30	16.05	48.87

5.925-6.425GHz_802.11be EHT160_Nss1,(MCS0)_4TX

6025MHz_TX

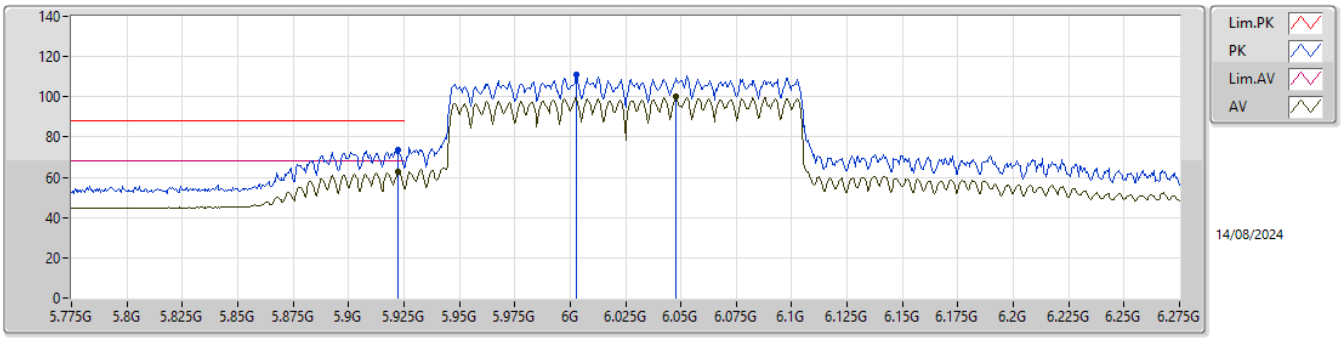

EUT Y_4TX
Setting 75
04-H-G-4-10

Type	Freq	Level	Limit	Margin	Raw	Dist	Condition	Azimuth	Height	Comment	AF	CL	PA
	(Hz)	(dBuV/m)	(dBuV/m)	(dB)	(dBuV)	(m)		(°)	(m)		(dB)	(dB)	(dB)
PK	5.9225G	73.73	88.20	-14.47	75.65	3	Vertical	354	1.60	-	34.84	6.31	43.07
RMS	5.9225G	62.99	68.20	-5.21	64.91	3	Vertical	354	1.60	-	34.84	6.31	43.07
PK	6.003G	111.32	Inf	-Inf	112.97	3	Vertical	354	1.60	-	35.00	6.38	43.03
RMS	6.048G	100.17	Inf	-Inf	101.74	3	Vertical	354	1.60	-	35.00	6.44	43.01

5.925-6.425GHz_802.11be EHT160_Nss1,(MCS0)_4TX

6025MHz_TX

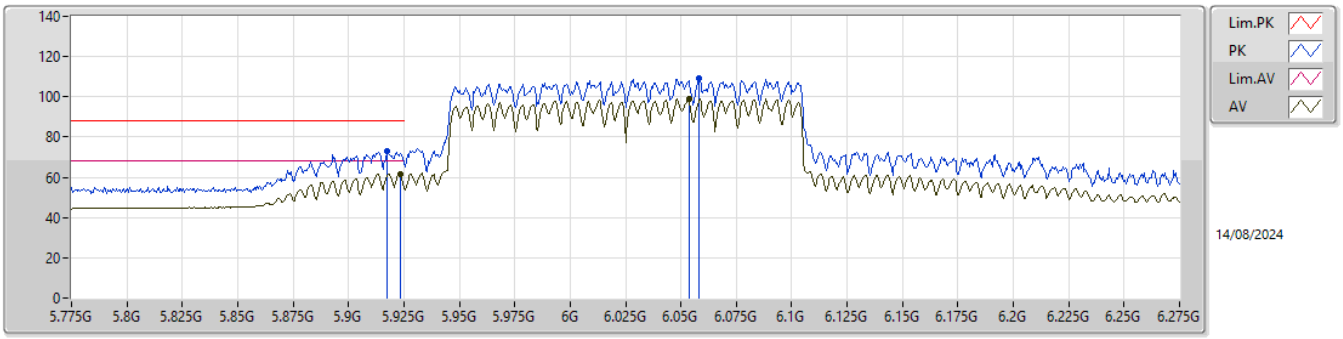

EUT Y_4TX
Setting 75
04-H-G-4-10

Type	Freq	Level	Limit	Margin	Raw	Dist	Condition	Azimuth	Height	Comment	AF	CL	PA
	(Hz)	(dBuV/m)	(dBuV/m)	(dB)	(dBuV)	(m)		(°)	(m)		(dB)	(dB)	(dB)
PK	5.9175G	72.75	88.20	-15.45	74.71	3	Horizontal	270	2.26	-	34.81	6.31	43.08
RMS	5.9235G	61.70	68.20	-6.50	63.62	3	Horizontal	270	2.26	-	34.84	6.31	43.07
PK	6.058G	109.06	Inf	-Inf	110.60	3	Horizontal	270	2.26	-	35.02	6.45	43.01
RMS	6.0535G	99.16	Inf	-Inf	100.72	3	Horizontal	270	2.26	-	35.01	6.44	43.01

5.925-6.425GHz_802.11be EHT160_Nss1,(MCS0)_4TX

6025MHz_TX

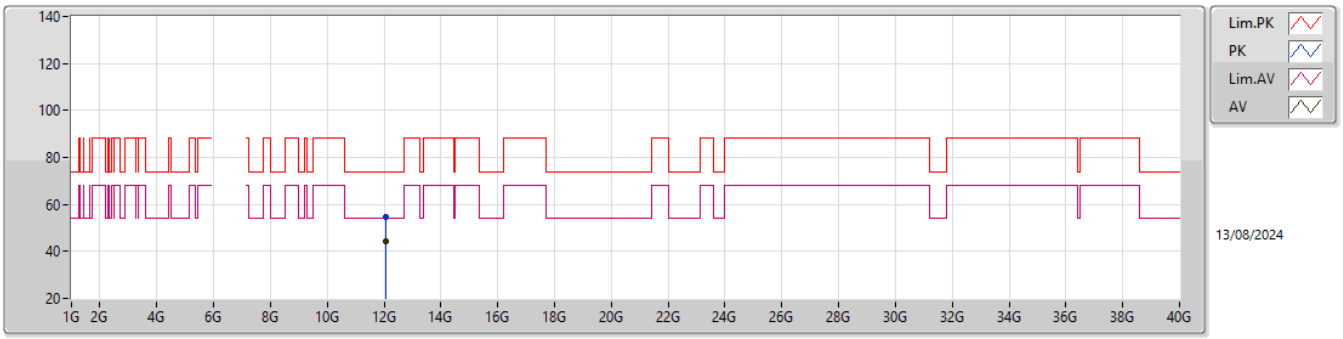

EUT Y_4TX
Setting 75
04-H-E-5

Type	Freq	Level	Limit	Margin	Raw	Dist	Condition	Azimuth	Height	Comment	AF	CL	PA
	(Hz)	(dBuV/m)	(dBuV/m)	(dB)	(dBuV)	(m)		(°)	(m)		(dB)	(dB)	(dB)
PK	12.04529G	54.50	74.00	-19.50	49.15	3	Vertical	182	1.80	-	38.51	9.75	42.91
AV	12.05459G	44.06	54.00	-9.94	38.72	3	Vertical	182	1.80	-	38.50	9.75	42.91

5.925-6.425GHz_802.11be EHT160_Nss1,(MCS0)_4TX

6025MHz_TX

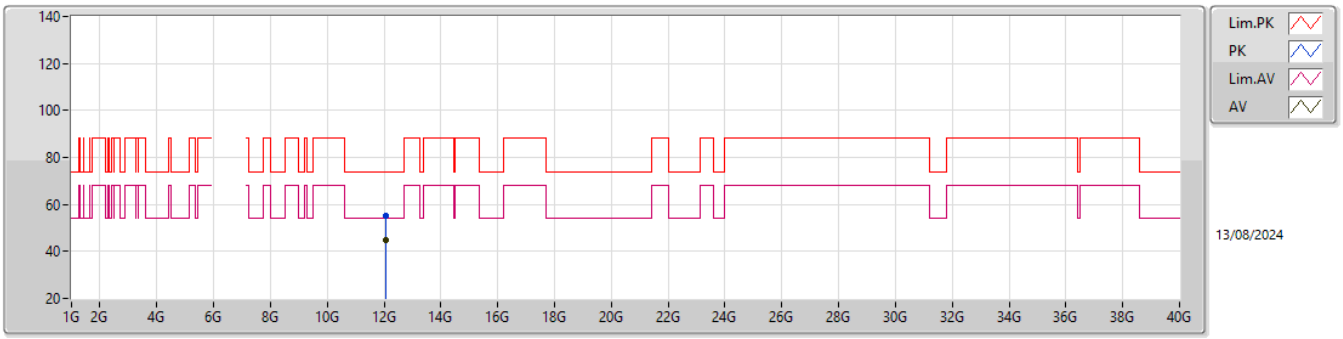

EUT Y_4TX
Setting 75
04-H-E-5

Type	Freq	Level	Limit	Margin	Raw	Dist	Condition	Azimuth	Height	Comment	AF	CL	PA
	(Hz)	(dBuV/m)	(dBuV/m)	(dB)	(dBuV)	(m)		(°)	(m)		(dB)	(dB)	(dB)
PK	12.04557G	55.17	74.00	-18.83	49.82	3	Horizontal	179	1.80	-	38.51	9.75	42.91
AV	12.05468G	44.65	54.00	-9.35	39.31	3	Horizontal	179	1.80	-	38.50	9.75	42.91

5.925-6.425GHz_802.11be EHT160_Nss1,(MCS0)_4TX

6025MHz_TX

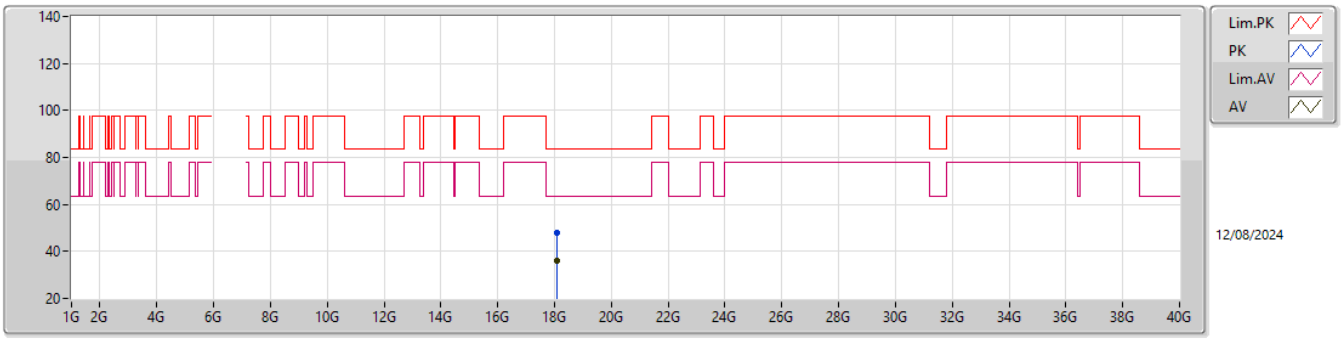

EUT Y_4TX
Setting 75
04-H-E-5

Type	Freq	Level	Limit	Margin	Raw	Dist	Condition	Azimuth	Height	Comment	AF	CL	PA
	(Hz)	(dBuV/m)	(dBuV/m)	(dB)	(dBuV)	(m)		(°)	(m)		(dB)	(dB)	(dB)
PK	18.07376G	47.72	83.54	-35.82	44.40	1	Vertical	216	1.46	-	37.50	15.30	49.48
AV	18.07394G	36.08	63.54	-27.46	32.76	1	Vertical	216	1.46	-	37.50	15.30	49.48

5.925-6.425GHz_802.11be EHT160_Nss1,(MCS0)_4TX

6025MHz_TX

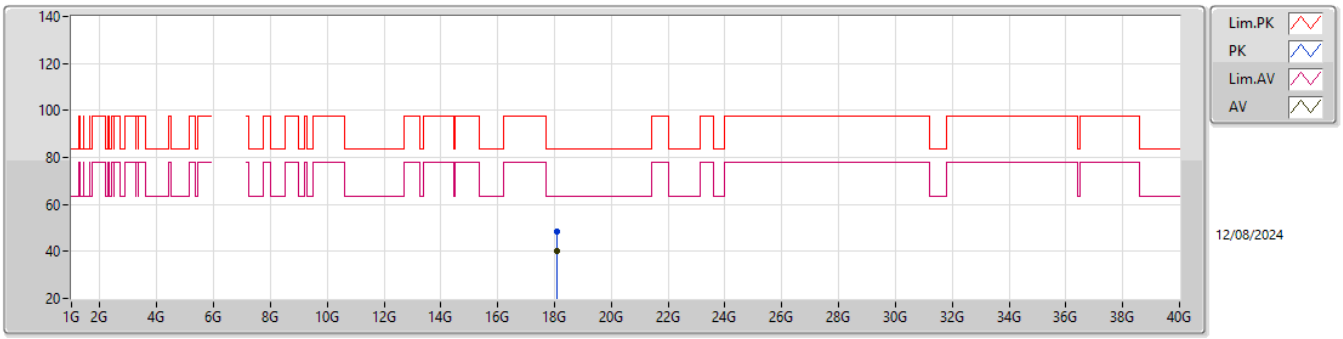

EUT Y_4TX
Setting 75
04-H-E-5

Type	Freq	Level	Limit	Margin	Raw	Dist	Condition	Azimuth	Height	Comment	AF	CL	PA
	(Hz)	(dBuV/m)	(dBuV/m)	(dB)	(dBuV)	(m)		(°)	(m)		(dB)	(dB)	(dB)
PK	18.07476G	48.66	83.54	-34.88	45.34	1	Horizontal	155	1.50	-	37.50	15.30	49.48
AV	18.07484G	40.31	63.54	-23.23	36.99	1	Horizontal	155	1.50	-	37.50	15.30	49.48

5.925-6.425GHz_802.11be EHT160_Nss1,(MCS0)_4TX

6185MHz_TX

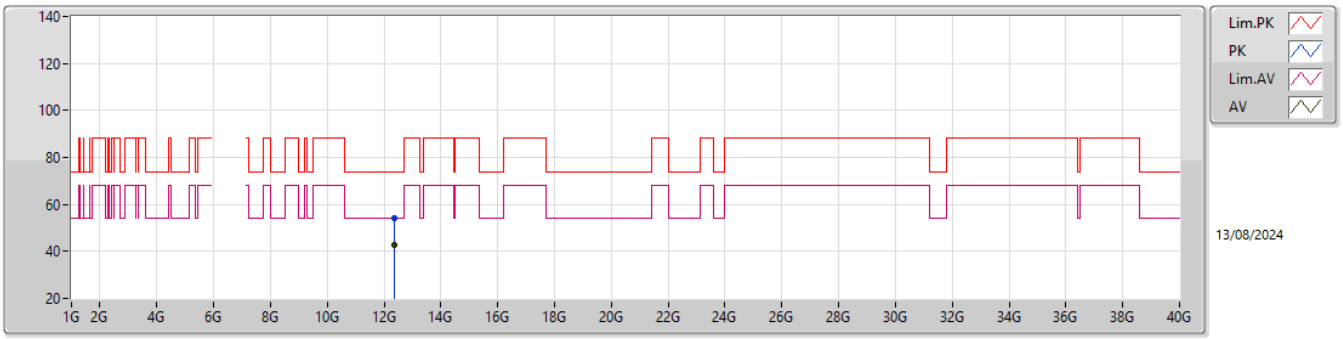

EUT Y_4TX
Setting 75
04-H-E-5

Type	Freq	Level	Limit	Margin	Raw	Dist	Condition	Azimuth	Height	Comment	AF	CL	PA
	(Hz)	(dBuV/m)	(dBuV/m)	(dB)	(dBuV)	(m)		(°)	(m)		(dB)	(dB)	(dB)
PK	12.37074G	53.89	74.00	-20.11	48.60	3	Vertical	70	2.69	-	38.44	9.87	43.02
AV	12.37238G	42.52	54.00	-11.48	37.23	3	Vertical	70	2.69	-	38.44	9.87	43.02

5.925-6.425GHz_802.11be EHT160_Nss1,(MCS0)_4TX

6185MHz_TX

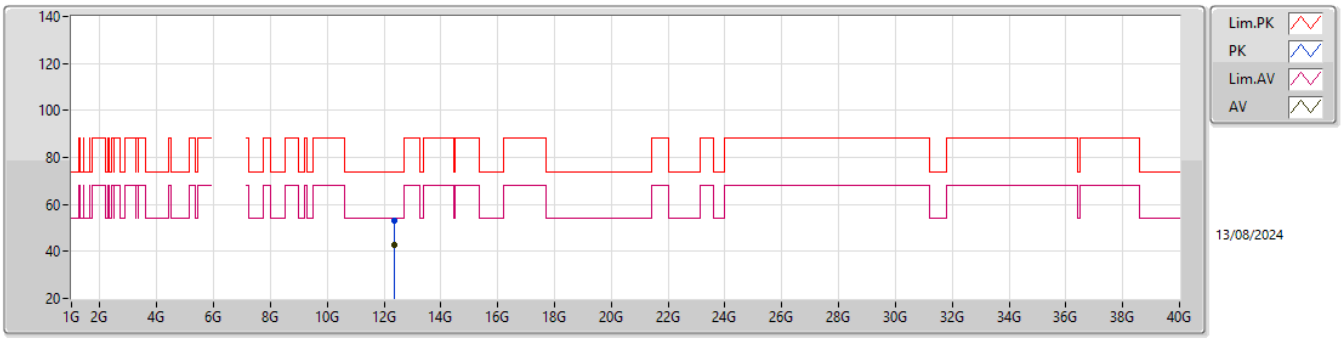

EUT Y_4TX
Setting 75
04-H-E-5

Type	Freq	Level	Limit	Margin	Raw	Dist	Condition	Azimuth	Height	Comment	AF	CL	PA
	(Hz)	(dBuV/m)	(dBuV/m)	(dB)	(dBuV)	(m)		(°)	(m)		(dB)	(dB)	(dB)
PK	12.36849G	53.14	74.00	-20.86	47.85	3	Horizontal	232	1.80	-	38.44	9.87	43.02
AV	12.36996G	42.76	54.00	-11.24	37.47	3	Horizontal	232	1.80	-	38.44	9.87	43.02

5.925-6.425GHz_802.11be EHT160_Nss1,(MCS0)_4TX

6185MHz_TX

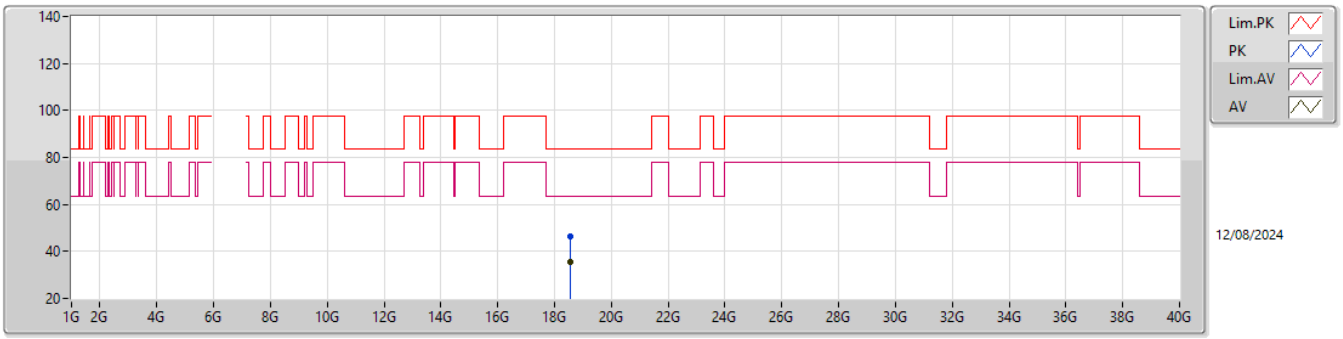

EUT Y_4TX
Setting 75
04-H-E-5

Type	Freq	Level	Limit	Margin	Raw	Dist	Condition	Azimuth	Height	Comment	AF	CL	PA
	(Hz)	(dBuV/m)	(dBuV/m)	(dB)	(dBuV)	(m)		(°)	(m)		(dB)	(dB)	(dB)
PK	18.5585G	46.22	83.54	-37.32	42.89	1	Vertical	118	1.70	-	37.70	15.27	49.64
AV	18.55504G	35.35	63.54	-28.19	32.02	1	Vertical	118	1.70	-	37.70	15.27	49.64

5.925-6.425GHz_802.11be EHT160_Nss1,(MCS0)_4TX

6185MHz_TX

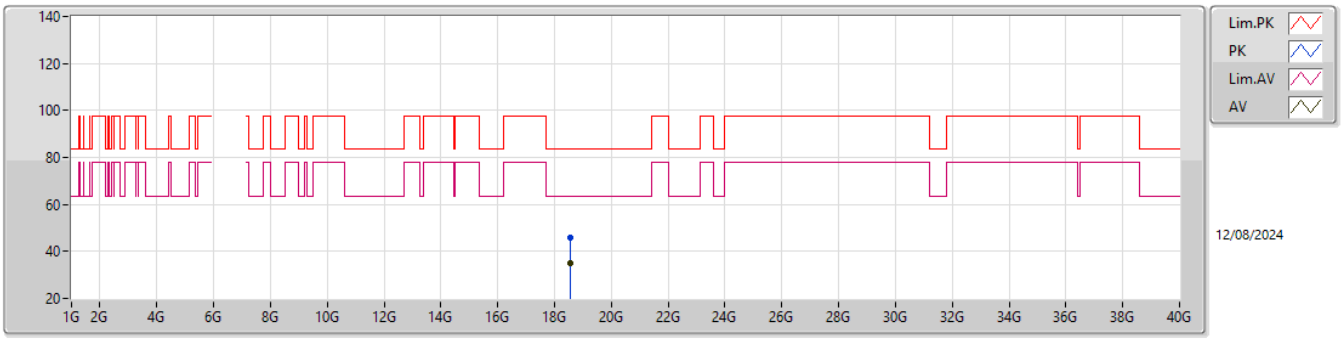

EUT Y_4TX
Setting 75
04-H-E-5

Type	Freq	Level	Limit	Margin	Raw	Dist	Condition	Azimuth	Height	Comment	AF	CL	PA
	(Hz)	(dBuV/m)	(dBuV/m)	(dB)	(dBuV)	(m)		(°)	(m)		(dB)	(dB)	(dB)
PK	18.54666G	45.66	83.54	-37.88	42.33	1	Horizontal	28	1.65	-	37.71	15.27	49.65
AV	18.55724G	35.22	63.54	-28.32	31.89	1	Horizontal	28	1.65	-	37.70	15.27	49.64

5.925-6.425GHz_802.11be EHT160_Nss1,(MCS0)_4TX

6345MHz_TX

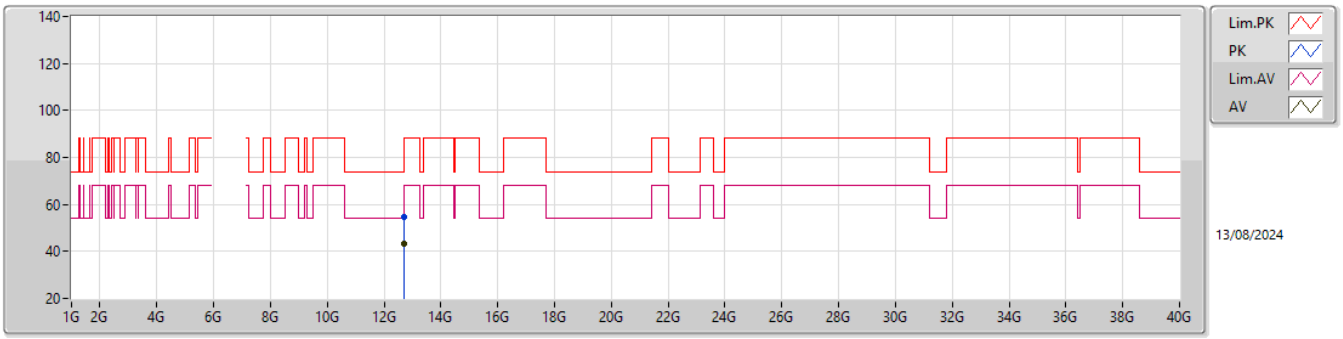

EUT Y_4TX
Setting 75
04-H-E-5

Type	Freq	Level	Limit	Margin	Raw	Dist	Condition	Azimuth	Height	Comment	AF	CL	PA
	(Hz)	(dBuV/m)	(dBuV/m)	(dB)	(dBuV)	(m)		(°)	(m)		(dB)	(dB)	(dB)
PK	12.68609G	54.43	74.00	-19.57	48.51	3	Vertical	58	1.01	-	38.77	9.99	42.84
AV	12.69314G	43.34	54.00	-10.66	37.38	3	Vertical	58	1.01	-	38.79	10.00	42.83

5.925-6.425GHz_802.11be EHT160_Nss1,(MCS0)_4TX

6345MHz_TX

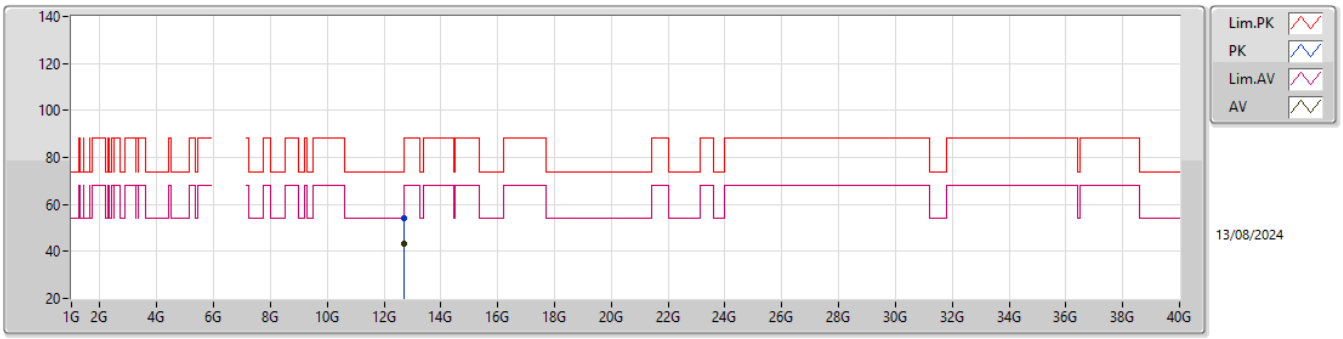

EUT Y_4TX
Setting 75
04-H-E-5

Type	Freq	Level	Limit	Margin	Raw	Dist	Condition	Azimuth	Height	Comment	AF	CL	PA
	(Hz)	(dBuV/m)	(dBuV/m)	(dB)	(dBuV)	(m)		(°)	(m)		(dB)	(dB)	(dB)
PK	12.68627G	54.27	74.00	-19.73	48.35	3	Horizontal	268	2.40	-	38.77	9.99	42.84
AV	12.69166G	43.21	54.00	-10.79	37.26	3	Horizontal	268	2.40	-	38.78	10.00	42.83

5.925-6.425GHz_802.11be EHT160_Nss1,(MCS0)_4TX

6345MHz_TX

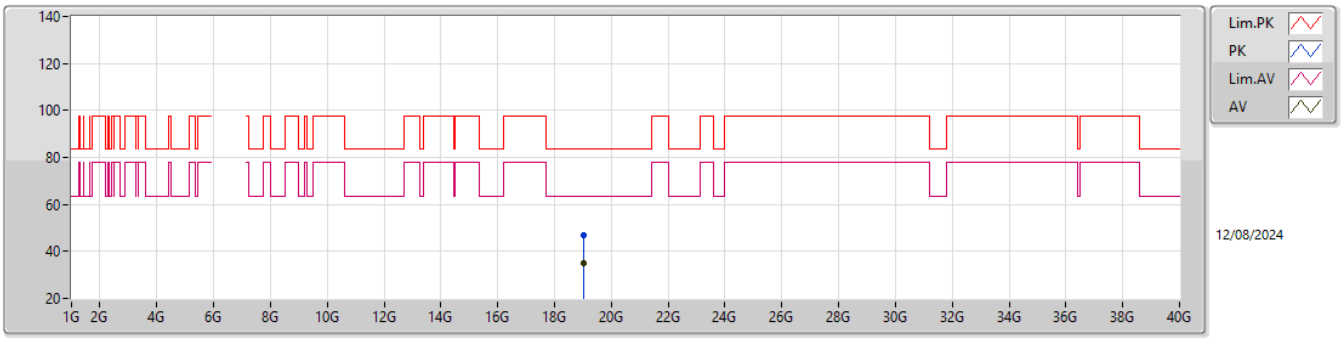

EUT Y_4TX
Setting 75
04-H-E-5

Type	Freq	Level	Limit	Margin	Raw	Dist	Condition	Azimuth	Height	Comment	AF	CL	PA
	(Hz)	(dBuV/m)	(dBuV/m)	(dB)	(dBuV)	(m)		(°)	(m)		(dB)	(dB)	(dB)
PK	19.0374G	46.79	83.54	-36.75	43.01	1	Vertical	132	1.65	-	37.90	15.25	49.37
AV	19.04004G	34.99	63.54	-28.55	31.21	1	Vertical	132	1.65	-	37.90	15.25	49.37

5.925-6.425GHz_802.11be EHT160_Nss1,(MCS0)_4TX

6345MHz_TX

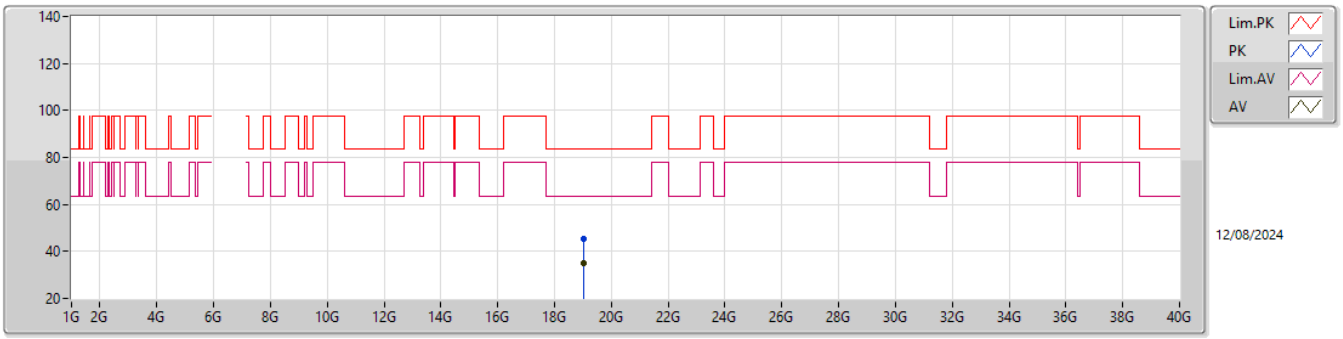

EUT Y_4TX
Setting 75
04-H-E-5

Type	Freq	Level	Limit	Margin	Raw	Dist	Condition	Azimuth	Height	Comment	AF	CL	PA
	(Hz)	(dBuV/m)	(dBuV/m)	(dB)	(dBuV)	(m)		(°)	(m)		(dB)	(dB)	(dB)
PK	19.04296G	45.55	83.54	-37.99	41.77	1	Horizontal	337	1.52	-	37.90	15.25	49.37
AV	19.04012G	35.13	63.54	-28.41	31.35	1	Horizontal	337	1.52	-	37.90	15.25	49.37

6.425-6.525GHz_802.11be EHT160_Nss1,(MCS0)_4TX

6505MHz Straddle 6.425-6.525GHz_TX

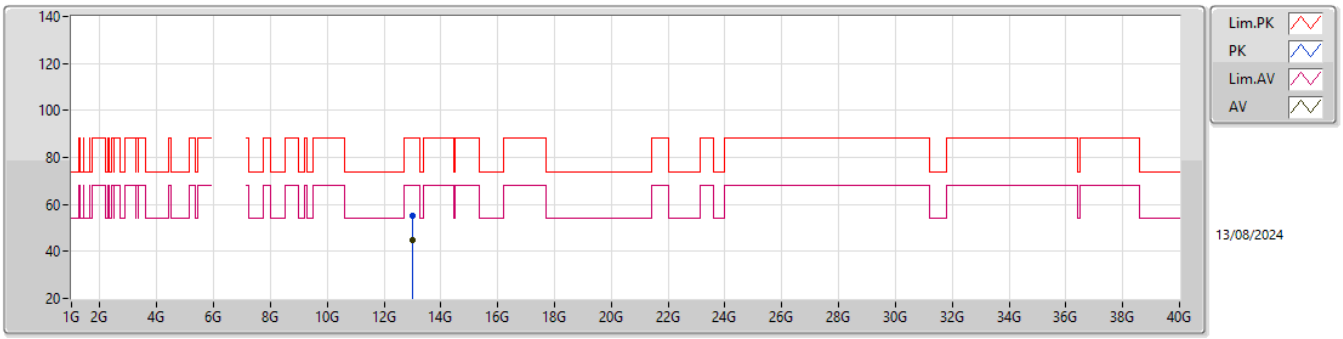

EUT Y_4TX
Setting 79
04-H-E-5

Type	Freq	Level	Limit	Margin	Raw	Dist	Condition	Azimuth	Height	Comment	AF	CL	PA
	(Hz)	(dBuV/m)	(dBuV/m)	(dB)	(dBuV)	(m)		(°)	(m)		(dB)	(dB)	(dB)
PK	13.00691G	55.15	88.20	-33.05	48.07	3	Vertical	335	2.38	-	39.40	10.12	42.44
RMS	13.01479G	44.82	68.20	-23.38	37.74	3	Vertical	335	2.38	-	39.40	10.12	42.44

6.425-6.525GHz_802.11be EHT160_Nss1,(MCS0)_4TX

6505MHz Straddle 6.425-6.525GHz_TX

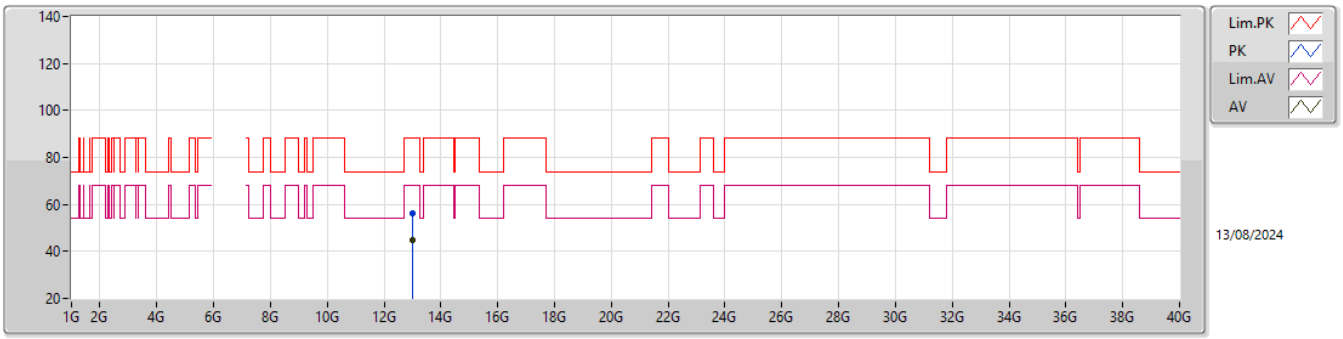

EUT Y_4TX
Setting 79
04-H-E-5

Type	Freq	Level	Limit	Margin	Raw	Dist	Condition	Azimuth	Height	Comment	AF	CL	PA
	(Hz)	(dBuV/m)	(dBuV/m)	(dB)	(dBuV)	(m)		(°)	(m)		(dB)	(dB)	(dB)
PK	13.01222G	56.09	88.20	-32.11	49.01	3	Horizontal	10	2.86	-	39.40	10.12	42.44
RMS	13.01168G	44.60	68.20	-23.60	37.52	3	Horizontal	10	2.86	-	39.40	10.12	42.44

6.425-6.525GHz_802.11be EHT160_Nss1,(MCS0)_4TX

6505MHz Straddle 6.425-6.525GHz_TX

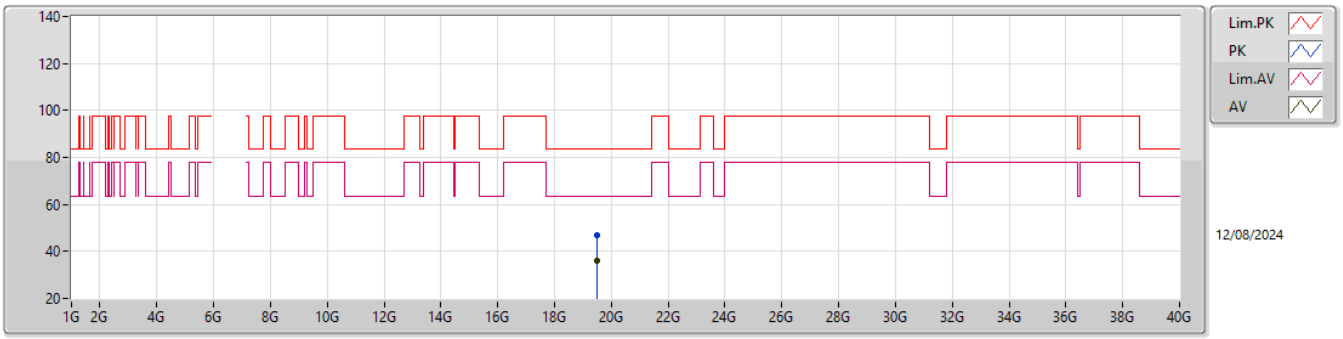

EUT Y_4TX
Setting 79
04-H-E-5

Type	Freq	Level	Limit	Margin	Raw	Dist	Condition	Azimuth	Height	Comment	AF	CL	PA
	(Hz)	(dBuV/m)	(dBuV/m)	(dB)	(dBuV)	(m)		(°)	(m)		(dB)	(dB)	(dB)
PK	19.51016G	46.67	83.54	-36.87	43.10	1	Vertical	360	1.62	-	38.02	15.22	49.67
AV	19.50548G	35.92	63.54	-27.62	32.37	1	Vertical	360	1.62	-	38.01	15.22	49.68

6.425-6.525GHz_802.11be EHT160_Nss1,(MCS0)_4TX

6505MHz Straddle 6.425-6.525GHz_TX

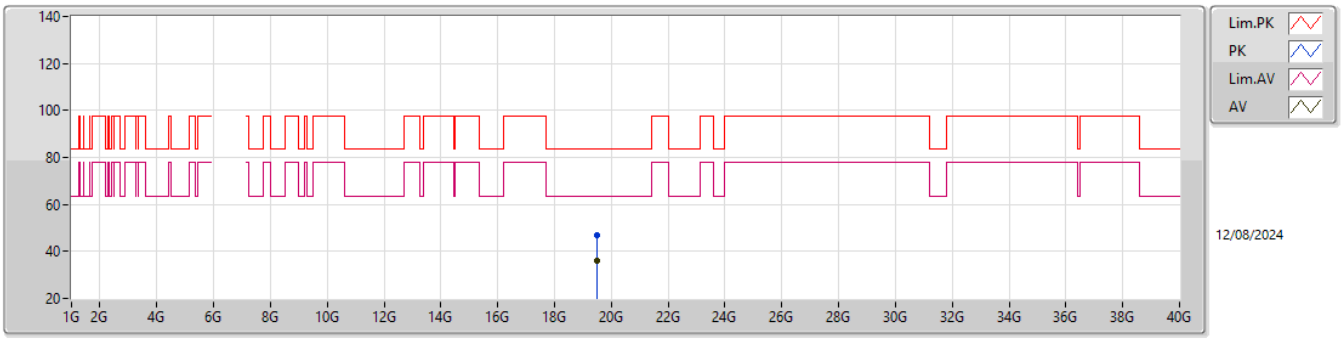

EUT Y_4TX
Setting 79
04-H-E-5

Type	Freq	Level	Limit	Margin	Raw	Dist	Condition	Azimuth	Height	Comment	AF	CL	PA
	(Hz)	(dBuV/m)	(dBuV/m)	(dB)	(dBuV)	(m)		(°)	(m)		(dB)	(dB)	(dB)
PK	19.50994G	46.71	83.54	-36.83	43.14	1	Horizontal	184	1.65	-	38.02	15.22	49.67
AV	19.50706G	35.98	63.54	-27.56	32.42	1	Horizontal	184	1.65	-	38.01	15.22	49.67

6.525-6.875GHz_802.11be EHT160_Nss1,(MCS0)_4TX

6665MHz_TX

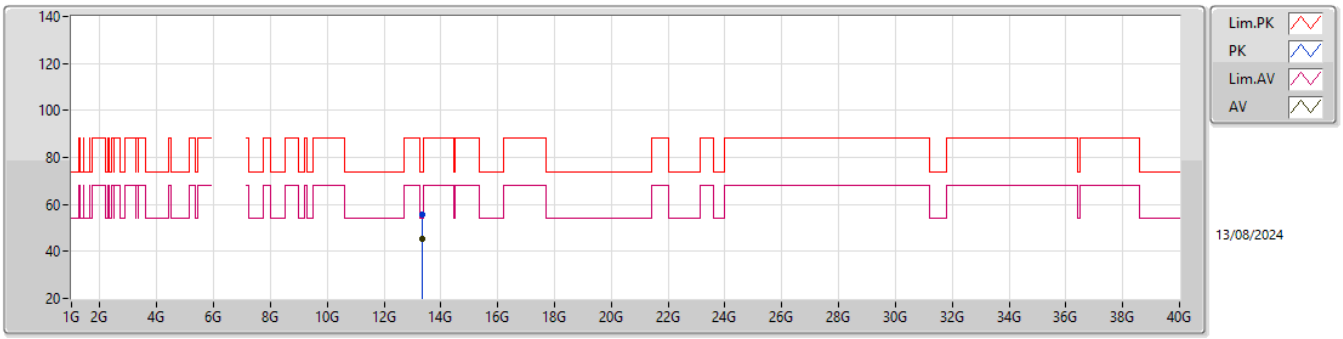

EUT Y_4TX
Setting 76
04-H-E-5

Type	Freq	Level	Limit	Margin	Raw	Dist	Condition	Azimuth	Height	Comment	AF	CL	PA
	(Hz)	(dBuV/m)	(dBuV/m)	(dB)	(dBuV)	(m)		(°)	(m)		(dB)	(dB)	(dB)
PK	13.33454G	55.81	74.00	-18.19	47.96	3	Vertical	134	2.37	-	39.97	10.24	42.36
AV	13.33475G	45.41	54.00	-8.59	37.56	3	Vertical	134	2.37	-	39.97	10.24	42.36

6.525-6.875GHz_802.11be EHT160_Nss1,(MCS0)_4TX

6665MHz_TX

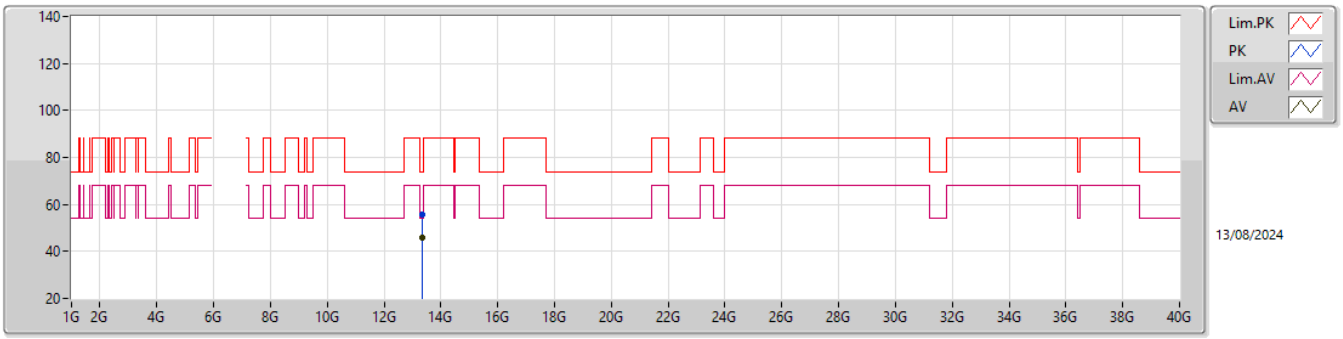

EUT Y_4TX
Setting 76
04-H-E-5

Type	Freq	Level	Limit	Margin	Raw	Dist	Condition	Azimuth	Height	Comment	AF	CL	PA
	(Hz)	(dBuV/m)	(dBuV/m)	(dB)	(dBuV)	(m)		(°)	(m)		(dB)	(dB)	(dB)
PK	13.33409G	55.58	74.00	-18.42	47.73	3	Horizontal	332	2.79	-	39.97	10.24	42.36
AV	13.32718G	45.79	54.00	-8.21	37.96	3	Horizontal	332	2.79	-	39.95	10.24	42.36

6.525-6.875GHz_802.11be EHT160_Nss1,(MCS0)_4TX

6665MHz_TX

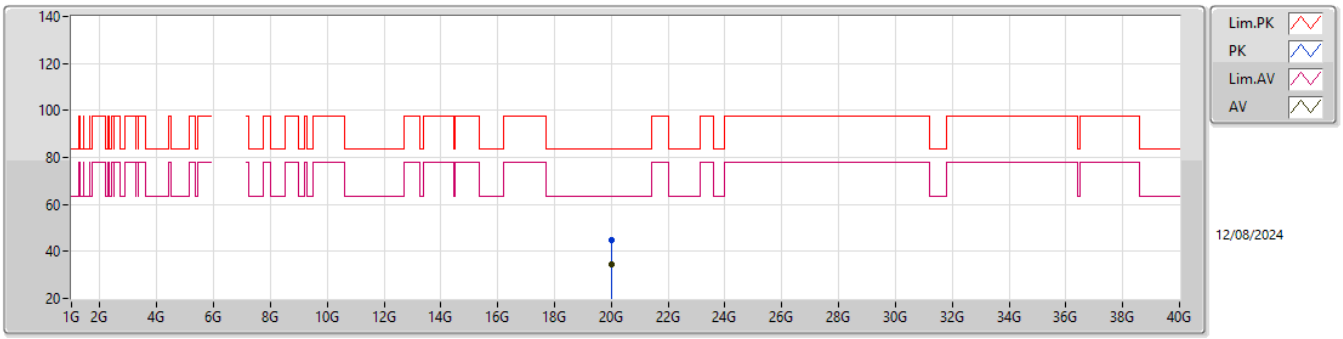

EUT Y_4TX
Setting 76
04-H-E-5

Type	Freq	Level	Limit	Margin	Raw	Dist	Condition	Azimuth	Height	Comment	AF	CL	PA
	(Hz)	(dBuV/m)	(dBuV/m)	(dB)	(dBuV)	(m)		(°)	(m)		(dB)	(dB)	(dB)
PK	19.99522G	44.71	83.54	-38.83	40.98	1	Vertical	315	1.71	-	37.80	15.20	49.27
AV	19.9956G	34.48	63.54	-29.06	30.75	1	Vertical	315	1.71	-	37.80	15.20	49.27

6.525-6.875GHz_802.11be EHT160_Nss1,(MCS0)_4TX

6665MHz_TX

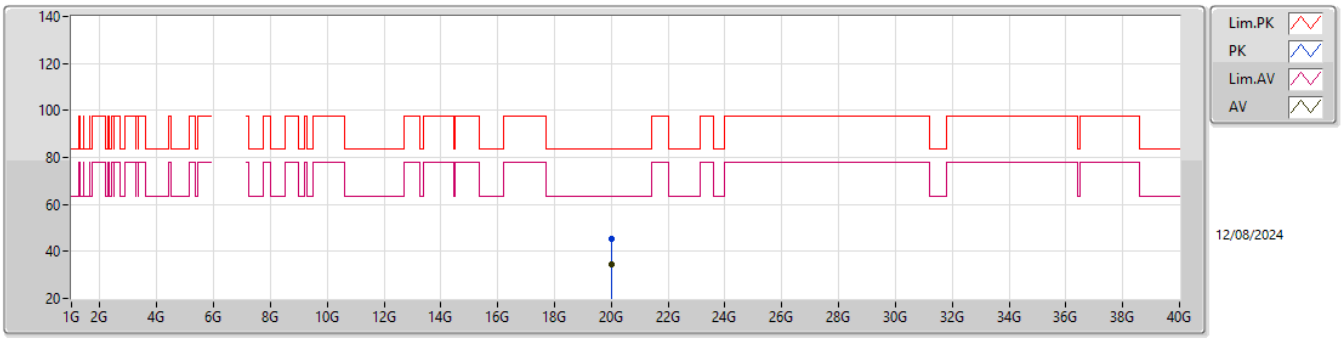

EUT Y_4TX
Setting 76
04-H-E-5

Type	Freq	Level	Limit	Margin	Raw	Dist	Condition	Azimuth	Height	Comment	AF	CL	PA
	(Hz)	(dBuV/m)	(dBuV/m)	(dB)	(dBuV)	(m)		(°)	(m)		(dB)	(dB)	(dB)
PK	19.9968G	45.12	83.54	-38.42	41.39	1	Horizontal	70	1.42	-	37.80	15.20	49.27
AV	19.99266G	34.25	63.54	-29.29	30.53	1	Horizontal	70	1.42	-	37.80	15.20	49.28

6.525-6.875GHz_802.11be EHT160_Nss1,(MCS0)_4TX

6825MHz Straddle 6.525-6.875GHz_TX

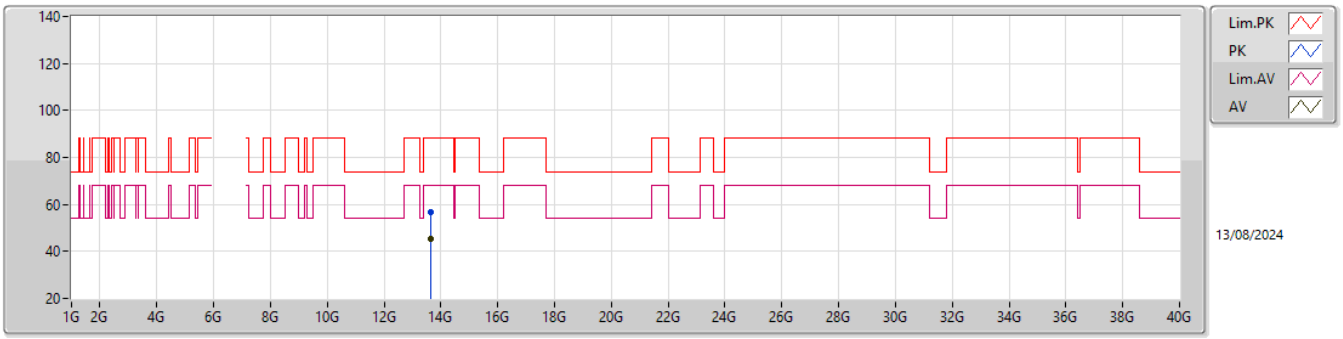

EUT Y_4TX
Setting 71
04-H-E-5

Type	Freq	Level	Limit	Margin	Raw	Dist	Condition	Azimuth	Height	Comment	AF	CL	PA
	(Hz)	(dBuV/m)	(dBuV/m)	(dB)	(dBuV)	(m)		(°)	(m)		(dB)	(dB)	(dB)
PK	13.65278G	56.78	88.20	-31.42	48.73	3	Vertical	27	2.79	-	40.20	10.37	42.52
RMS	13.64993G	45.43	68.20	-22.77	37.37	3	Vertical	27	2.79	-	40.20	10.37	42.51

6.525-6.875GHz_802.11be EHT160_Nss1,(MCS0)_4TX

6825MHz Straddle 6.525-6.875GHz_TX

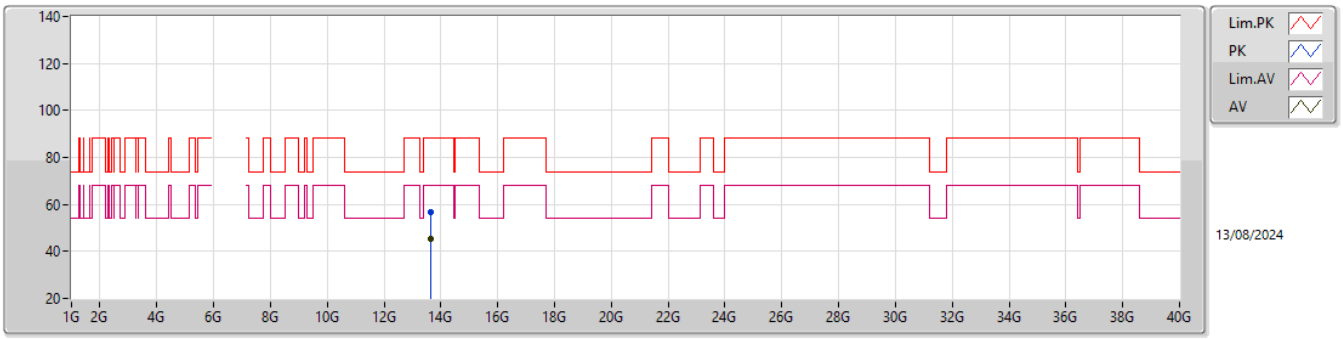

EUT Y_4TX
Setting 71
04-H-E-5

Type	Freq	Level	Limit	Margin	Raw	Dist	Condition	Azimuth	Height	Comment	AF	CL	PA
	(Hz)	(dBuV/m)	(dBuV/m)	(dB)	(dBuV)	(m)		(°)	(m)		(dB)	(dB)	(dB)
PK	13.64561G	56.54	88.20	-31.66	48.49	3	Horizontal	96	1.66	-	40.20	10.36	42.51
RMS	13.64801G	45.46	68.20	-22.74	37.41	3	Horizontal	96	1.66	-	40.20	10.36	42.51

6.525-6.875GHz_802.11be EHT160_Nss1,(MCS0)_4TX

6825MHz Straddle 6.525-6.875GHz_TX

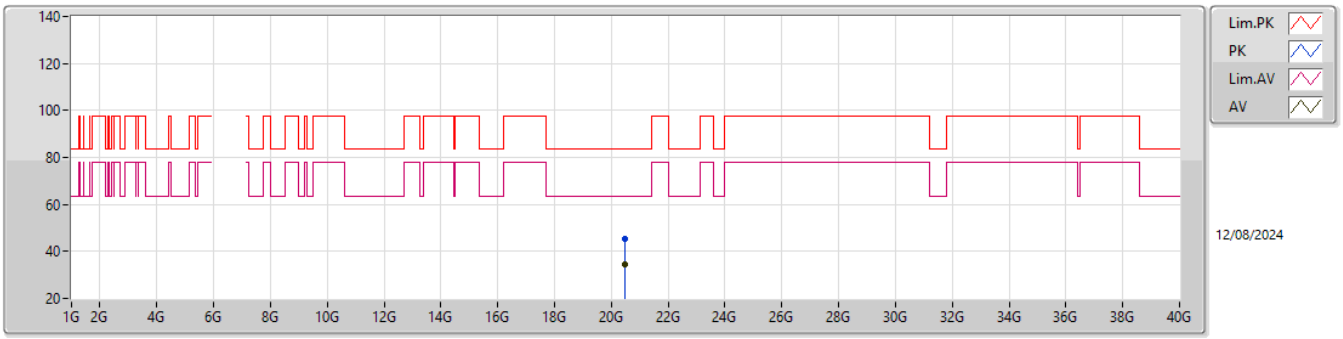

EUT Y_4TX
Setting 71
04-H-E-5

Type	Freq	Level	Limit	Margin	Raw	Dist	Condition	Azimuth	Height	Comment	AF	CL	PA
	(Hz)	(dBuV/m)	(dBuV/m)	(dB)	(dBuV)	(m)		(°)	(m)		(dB)	(dB)	(dB)
PK	20.46536G	45.19	83.54	-38.35	40.89	1	Vertical	357	1.67	-	37.88	15.57	49.15
AV	20.465G	34.33	63.54	-29.21	30.03	1	Vertical	357	1.67	-	37.88	15.57	49.15

6.525-6.875GHz_802.11be EHT160_Nss1,(MCS0)_4TX

6825MHz Straddle 6.525-6.875GHz_TX

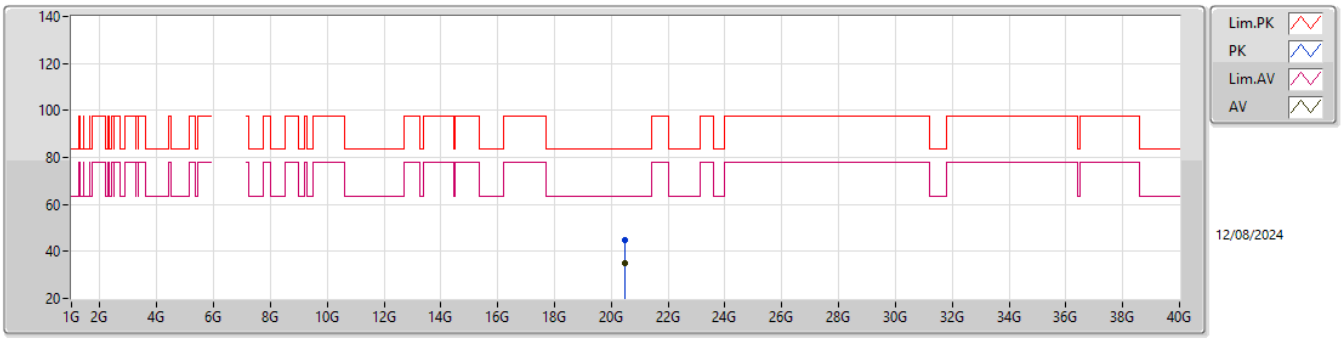

EUT Y_4TX
Setting 71
04-H-E-5

Type	Freq	Level	Limit	Margin	Raw	Dist	Condition	Azimuth	Height	Comment	AF	CL	PA
	(Hz)	(dBuV/m)	(dBuV/m)	(dB)	(dBuV)	(m)		(°)	(m)		(dB)	(dB)	(dB)
PK	20.47442G	44.97	83.54	-38.57	40.74	1	Horizontal	200	1.58	-	37.80	15.58	49.15
AV	20.46758G	34.88	63.54	-28.66	30.60	1	Horizontal	200	1.58	-	37.86	15.57	49.15

6.875-7.125GHz_802.11be EHT160_Nss1,(MCS0)_4TX

6985MHz_TX

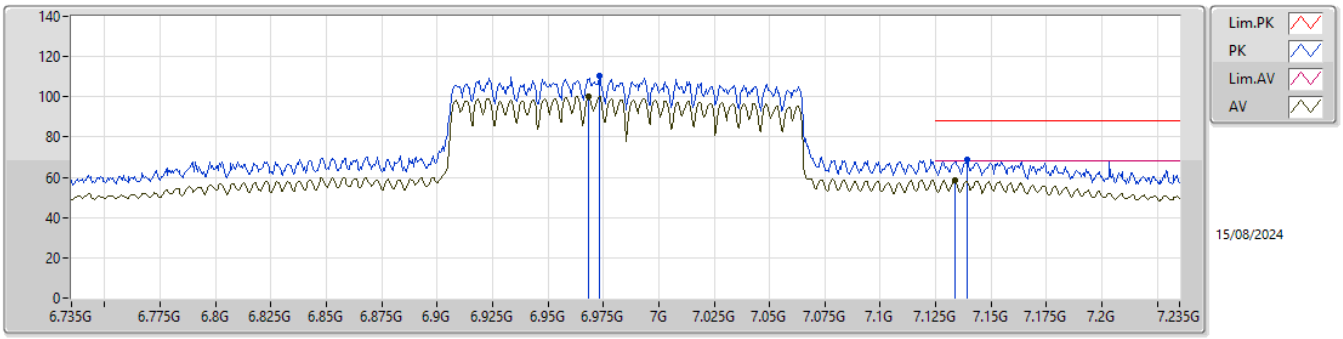

EUT Y_4TX
Setting 72
04-H-G-4-10

Type	Freq	Level	Limit	Margin	Raw	Dist	Condition	Azimuth	Height	Comment	AF	CL	PA
	(Hz)	(dBuV/m)	(dBuV/m)	(dB)	(dBuV)	(m)		(°)	(m)		(dB)	(dB)	(dB)
PK	6.973G	110.20	Inf	-Inf	109.16	3	Vertical	360	1.46	-	36.40	6.98	42.34
RMS	6.9685G	100.04	Inf	-Inf	99.00	3	Vertical	360	1.46	-	36.40	6.98	42.34
PK	7.139G	68.74	88.20	-19.46	67.65	3	Vertical	360	1.46	-	36.56	7.04	42.51
RMS	7.1335G	58.80	68.20	-9.40	57.73	3	Vertical	360	1.46	-	36.53	7.04	42.50

6.875-7.125GHz_802.11be EHT160_Nss1,(MCS0)_4TX

6985MHz_TX

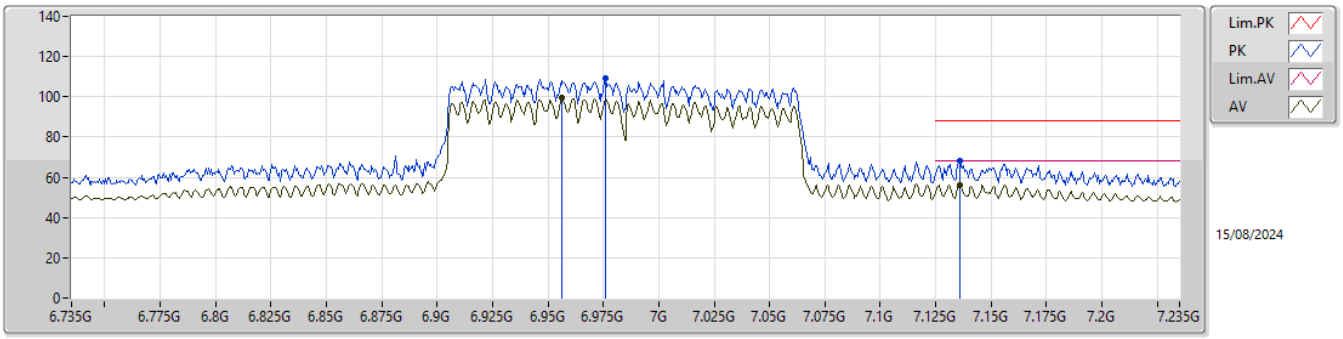

EUT Y_4TX
Setting 72
04-H-G-4-10

Type	Freq	Level	Limit	Margin	Raw	Dist	Condition	Azimuth	Height	Comment	AF	CL	PA
	(Hz)	(dBuV/m)	(dBuV/m)	(dB)	(dBuV)	(m)		(°)	(m)		(dB)	(dB)	(dB)
PK	6.976G	109.35	Inf	-Inf	108.31	3	Horizontal	269	1.43	-	36.40	6.98	42.34
RMS	6.956G	99.54	Inf	-Inf	98.53	3	Horizontal	269	1.43	-	36.40	6.97	42.36
PK	7.136G	67.90	88.20	-20.30	66.83	3	Horizontal	269	1.43	-	36.54	7.04	42.51
RMS	7.136G	56.37	68.20	-11.83	55.30	3	Horizontal	269	1.43	-	36.54	7.04	42.51

6.875-7.125GHz_802.11be EHT160_Nss1,(MCS0)_4TX

6985MHz_TX

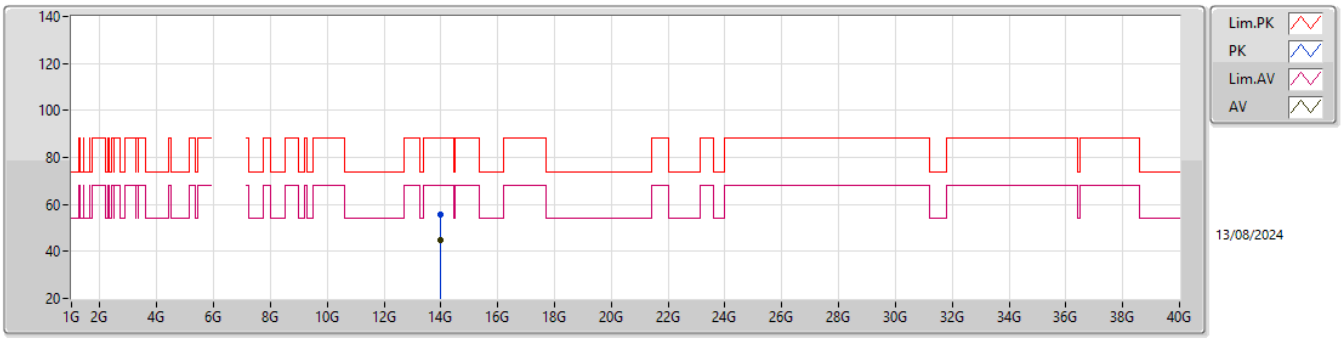

EUT Y_4TX
Setting 72
04-H-E-5

Type	Freq	Level	Limit	Margin	Raw	Dist	Condition	Azimuth	Height	Comment	AF	CL	PA
	(Hz)	(dBuV/m)	(dBuV/m)	(dB)	(dBuV)	(m)		(°)	(m)		(dB)	(dB)	(dB)
PK	13.96996G	55.69	88.20	-32.51	47.43	3	Vertical	236	2.93	-	40.70	10.49	42.93
RMS	13.97006G	44.88	68.20	-23.32	36.62	3	Vertical	236	2.93	-	40.70	10.49	42.93

6.875-7.125GHz_802.11be EHT160_Nss1,(MCS0)_4TX

6985MHz_TX

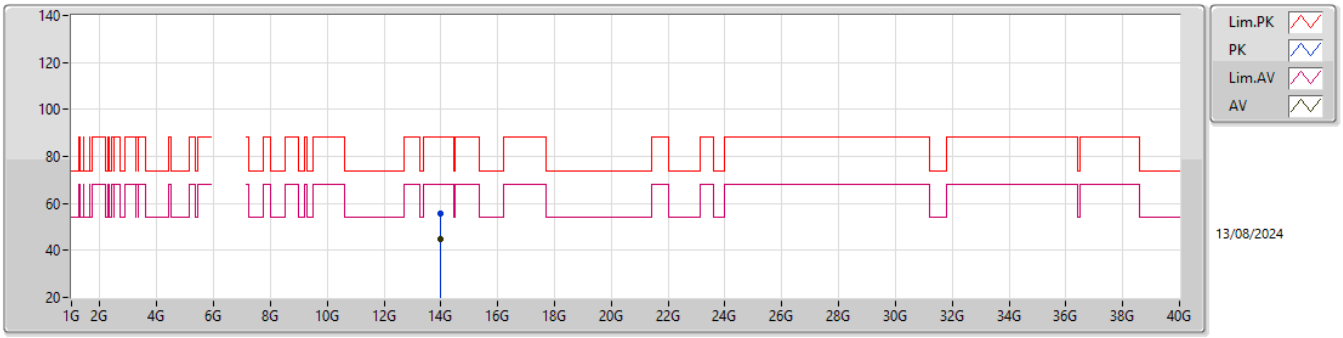

EUT Y_4TX
Setting 72
04-H-E-5

Type	Freq	Level	Limit	Margin	Raw	Dist	Condition	Azimuth	Height	Comment	AF	CL	PA
	(Hz)	(dBuV/m)	(dBuV/m)	(dB)	(dBuV)	(m)		(°)	(m)		(dB)	(dB)	(dB)
PK	13.97294G	55.89	88.20	-32.31	47.63	3	Horizontal	173	2.14	-	40.70	10.49	42.93
RMS	13.96505G	44.91	68.20	-23.29	36.64	3	Horizontal	173	2.14	-	40.70	10.49	42.92

6.875-7.125GHz_802.11be EHT160_Nss1,(MCS0)_4TX

6985MHz_TX

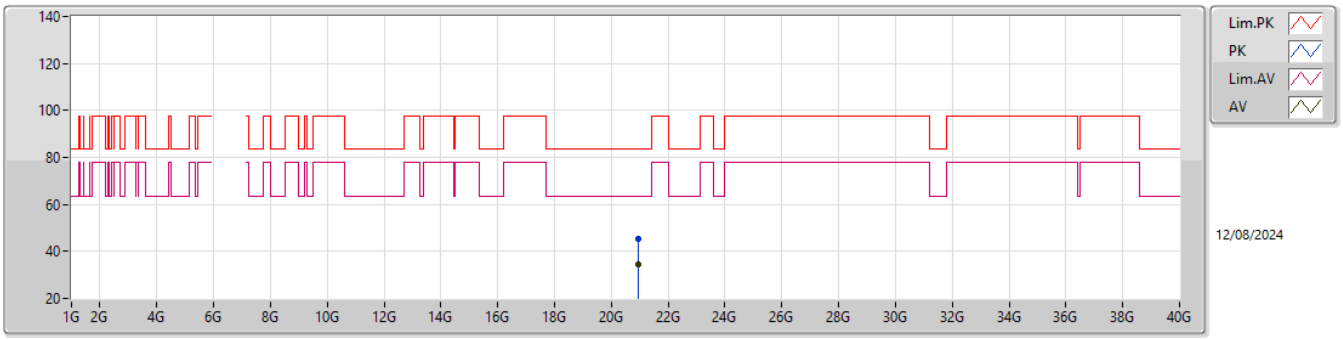

EUT Y_4TX
Setting 72
04-H-E-5

Type	Freq	Level	Limit	Margin	Raw	Dist	Condition	Azimuth	Height	Comment	AF	CL	PA
	(Hz)	(dBuV/m)	(dBuV/m)	(dB)	(dBuV)	(m)		(°)	(m)		(dB)	(dB)	(dB)
PK	20.9547G	45.31	83.54	-38.23	40.17	1	Vertical	195	1.63	-	38.08	15.96	48.90
AV	20.9602G	34.67	63.54	-28.87	29.54	1	Vertical	195	1.63	-	38.06	15.97	48.90

6.875-7.125GHz_802.11be EHT160_Nss1,(MCS0)_4TX

6985MHz_TX

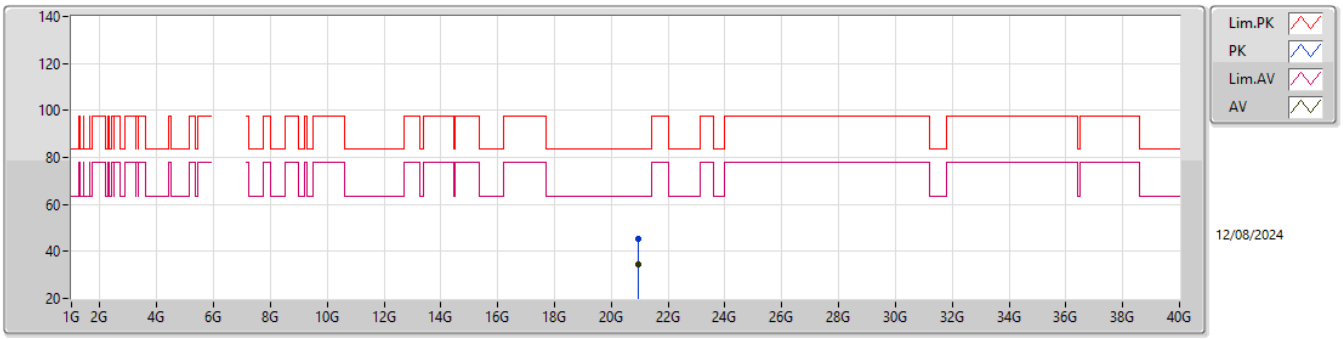

EUT Y_4TX
Setting 72
04-H-E-5

Type	Freq	Level	Limit	Margin	Raw	Dist	Condition	Azimuth	Height	Comment	AF	CL	PA
	(Hz)	(dBuV/m)	(dBuV/m)	(dB)	(dBuV)	(m)		(°)	(m)		(dB)	(dB)	(dB)
PK	20.95426G	45.22	83.54	-38.32	40.08	1	Horizontal	254	1.70	-	38.08	15.96	48.90
AV	20.95974G	34.66	63.54	-28.88	29.53	1	Horizontal	254	1.70	-	38.06	15.97	48.90

5.925-6.425GHz_802.11be EHT320_Nss1,(MCS0)_4TX

6105MHz_TX

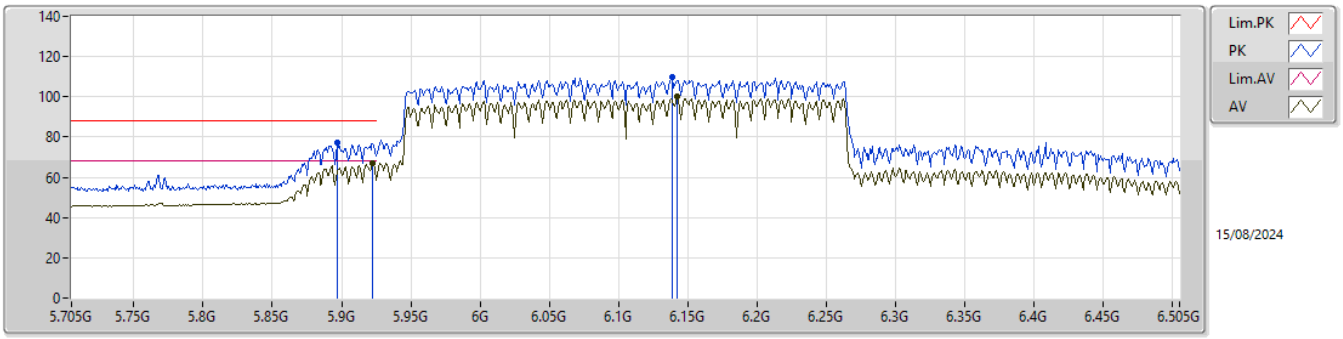

EUT Y_4TX
Setting 81
04-H-G-5-10

Type	Freq	Level	Limit	Margin	Raw	Dist	Condition	Azimuth	Height	Comment	AF	CL	PA
	(Hz)	(dBuV/m)	(dBuV/m)	(dB)	(dBuV)	(m)		(°)	(m)		(dB)	(dB)	(dB)
PK	5.897G	77.35	88.20	-10.85	79.47	3	Vertical	356	1.47	-	34.68	6.29	43.09
RMS	5.9226G	67.21	68.20	-0.99	69.13	3	Vertical	356	1.47	-	34.84	6.31	43.07
PK	6.1386G	109.57	Inf	-Inf	110.91	3	Vertical	356	1.47	-	35.10	6.54	42.98
RMS	6.1426G	100.00	Inf	-Inf	101.34	3	Vertical	356	1.47	-	35.10	6.54	42.98

5.925-6.425GHz_802.11be EHT320_Nss1,(MCS0)_4TX

6105MHz_TX

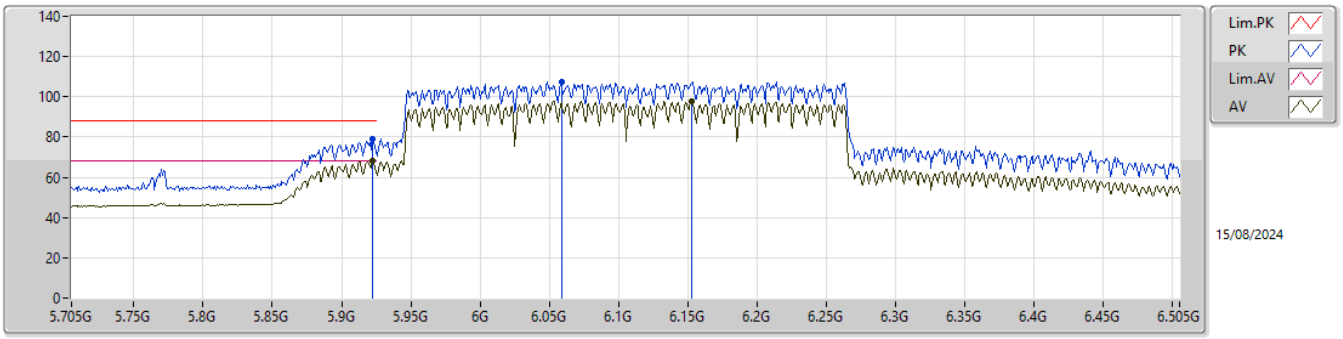

EUT Y_4TX
Setting 81
04-H-G-5-10

Type	Freq	Level	Limit	Margin	Raw	Dist	Condition	Azimuth	Height	Comment	AF	CL	PA
	(Hz)	(dBuV/m)	(dBuV/m)	(dB)	(dBuV)	(m)		(°)	(m)		(dB)	(dB)	(dB)
PK	5.9226G	78.84	88.20	-9.36	80.76	3	Horizontal	274	2.28	-	34.84	6.31	43.07
RMS	5.9226G	68.11	68.20	-0.09	70.03	3	Horizontal	274	2.28	-	34.84	6.31	43.07
PK	6.0586G	107.68	Inf	-Inf	109.22	3	Horizontal	274	2.28	-	35.02	6.45	43.01
RMS	6.153G	97.91	Inf	-Inf	99.22	3	Horizontal	274	2.28	-	35.11	6.56	42.98

5.925-6.425GHz_802.11be EHT320_Nss1,(MCS0)_4TX

6105MHz_TX

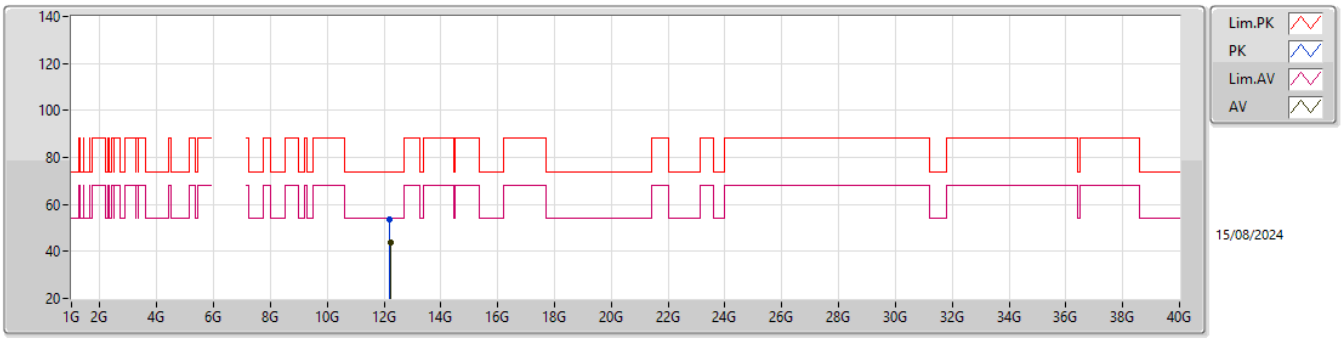

EUT Y_4TX
Setting 81
04-H-G-5

Type	Freq	Level	Limit	Margin	Raw	Dist	Condition	Azimuth	Height	Comment	AF	CL	PA
	(Hz)	(dBuV/m)	(dBuV/m)	(dB)	(dBuV)	(m)		(°)	(m)		(dB)	(dB)	(dB)
PK	12.2013G	53.56	74.00	-20.44	48.41	3	Vertical	187	2.19	-	38.30	9.81	42.96
AV	12.21556G	43.73	54.00	-10.27	38.59	3	Vertical	187	2.19	-	38.30	9.81	42.97

5.925-6.425GHz_802.11be EHT320_Nss1,(MCS0)_4TX

6105MHz_TX

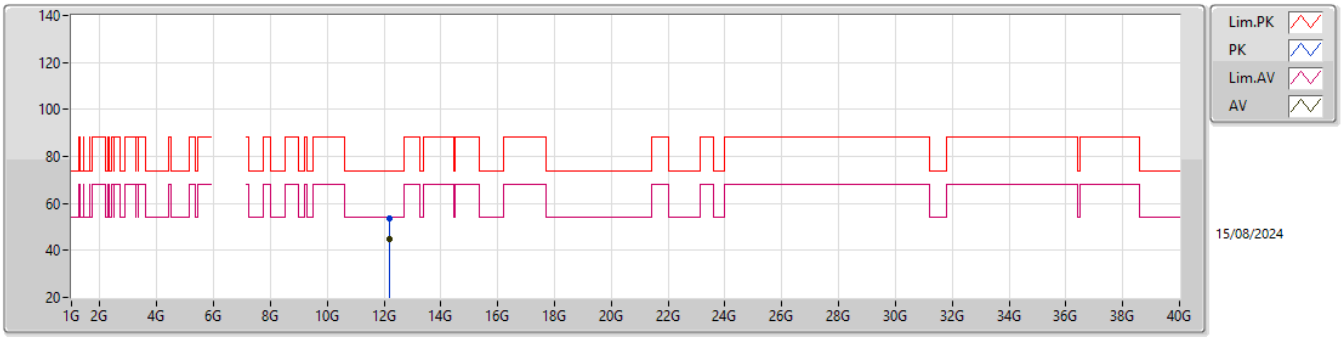

EUT Y_4TX
Setting 81
04-H-G-5

Type	Freq	Level	Limit	Margin	Raw	Dist	Condition	Azimuth	Height	Comment	AF	CL	PA
	(Hz)	(dBuV/m)	(dBuV/m)	(dB)	(dBuV)	(m)		(°)	(m)		(dB)	(dB)	(dB)
PK	12.20576G	53.52	74.00	-20.48	48.37	3	Horizontal	162	1.39	-	38.30	9.81	42.96
AV	12.2028G	44.64	54.00	-9.36	39.49	3	Horizontal	162	1.39	-	38.30	9.81	42.96

5.925-6.425GHz_802.11be EHT320_Nss1,(MCS0)_4TX

6105MHz_TX

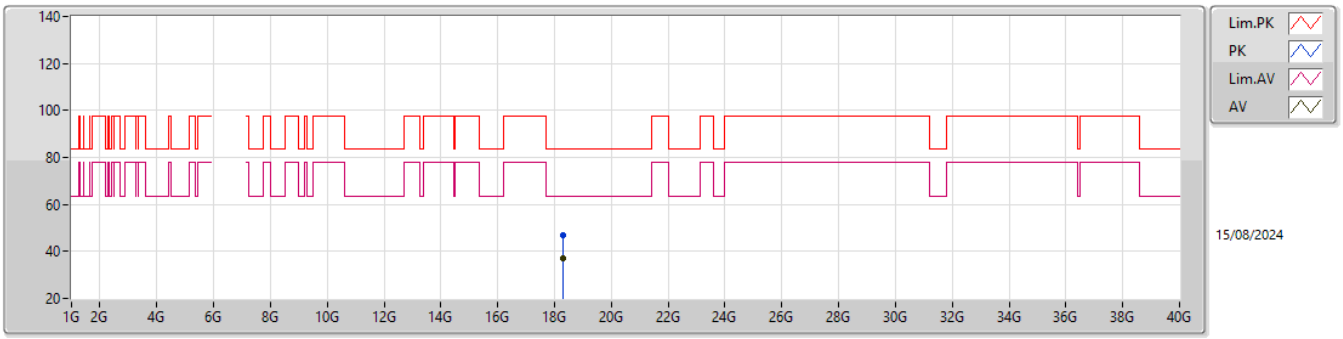

EUT Y_4TX
Setting 81
04-H-G-5

Type	Freq	Level	Limit	Margin	Raw	Dist	Condition	Azimuth	Height	Comment	AF	CL	PA
	(Hz)	(dBuV/m)	(dBuV/m)	(dB)	(dBuV)	(m)		(°)	(m)		(dB)	(dB)	(dB)
PK	18.31466G	46.69	83.54	-36.85	43.50	1	Vertical	353	2.81	-	37.50	15.28	49.59
AV	18.31483G	36.98	63.54	-26.56	33.79	1	Vertical	353	2.81	-	37.50	15.28	49.59

5.925-6.425GHz_802.11be EHT320_Nss1,(MCS0)_4TX

6105MHz_TX

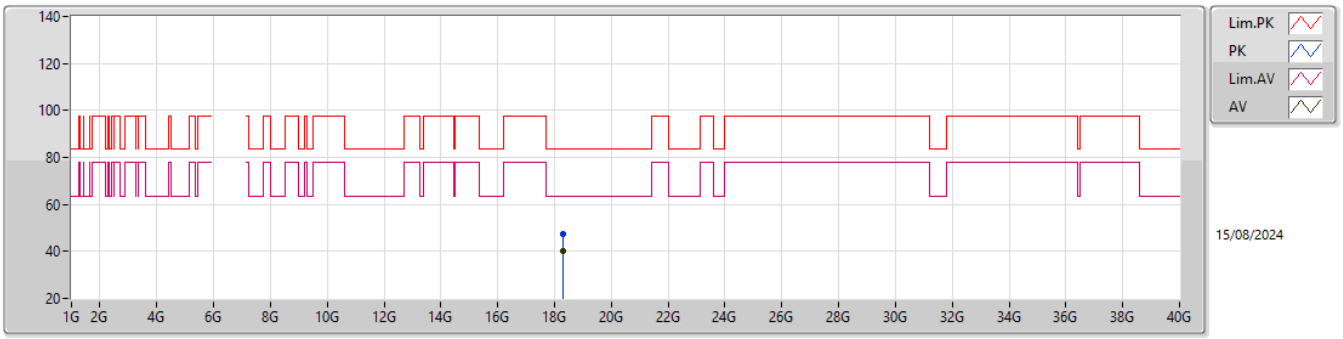

EUT Y_4TX
Setting 81
04-H-G-5

Type	Freq	Level	Limit	Margin	Raw	Dist	Condition	Azimuth	Height	Comment	AF	CL	PA
	(Hz)	(dBuV/m)	(dBuV/m)	(dB)	(dBuV)	(m)		(°)	(m)		(dB)	(dB)	(dB)
PK	18.31529G	47.55	83.54	-35.99	44.36	1	Horizontal	229	1.93	-	37.50	15.28	49.59
AV	18.31453G	39.95	63.54	-23.59	36.76	1	Horizontal	229	1.93	-	37.50	15.28	49.59

5.925-6.425GHz_802.11be EHT320_Nss1,(MCS0)_4TX

6265MHz_TX

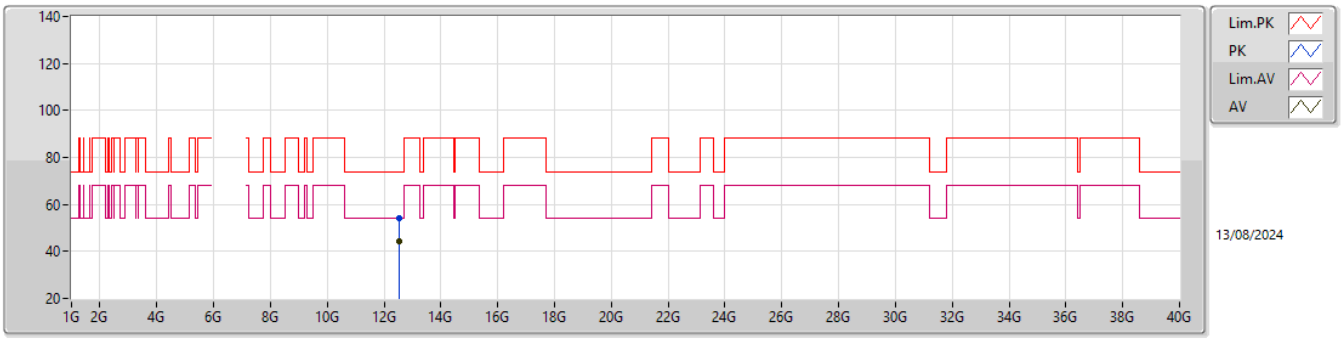

EUT Y_4TX
Setting 85
04-H-G-5-10

Type	Freq	Level	Limit	Margin	Raw	Dist	Condition	Azimuth	Height	Comment	AF	CL	PA
	(Hz)	(dBuV/m)	(dBuV/m)	(dB)	(dBuV)	(m)		(°)	(m)		(dB)	(dB)	(dB)
PK	12.52254G	54.29	74.00	-19.71	48.90	3	Vertical	183	2.09	-	38.50	9.93	43.04
AV	12.52256G	44.44	54.00	-9.56	39.05	3	Vertical	183	2.09	-	38.50	9.93	43.04

5.925-6.425GHz_802.11be EHT320_Nss1,(MCS0)_4TX

6265MHz_TX

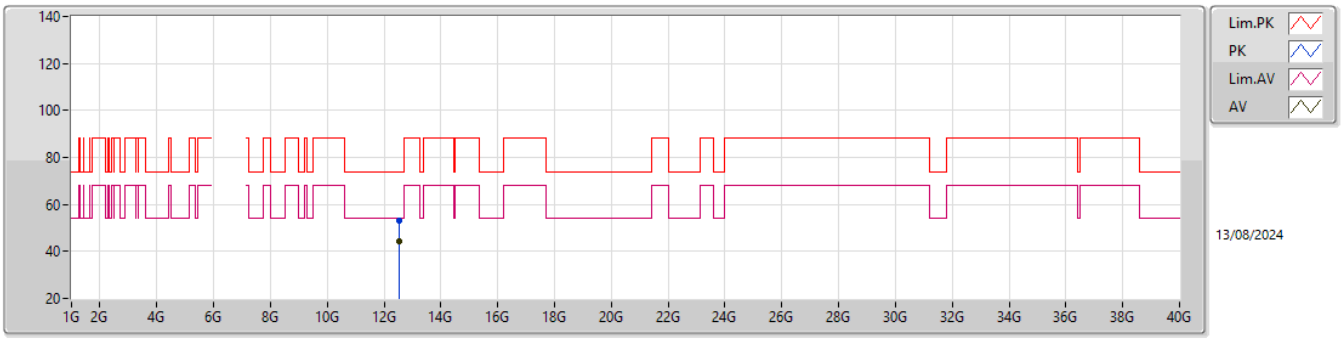

EUT Y_4TX
Setting 85
04-H-G-5-10

Type	Freq	Level	Limit	Margin	Raw	Dist	Condition	Azimuth	Height	Comment	AF	CL	PA
	(Hz)	(dBuV/m)	(dBuV/m)	(dB)	(dBuV)	(m)		(°)	(m)		(dB)	(dB)	(dB)
PK	12.52222G	53.32	74.00	-20.68	47.93	3	Horizontal	65	1.97	-	38.50	9.93	43.04
AV	12.53296G	44.27	54.00	-9.73	38.86	3	Horizontal	65	1.97	-	38.50	9.94	43.03

5.925-6.425GHz_802.11be EHT320_Nss1,(MCS0)_4TX

6265MHz_TX

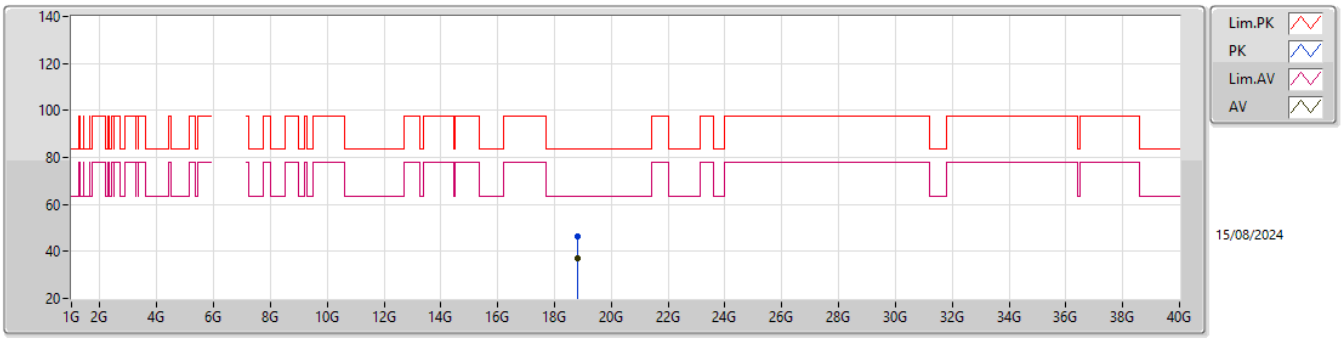

EUT Y_4TX
Setting 85
04-H-G-5-10

Type	Freq	Level	Limit	Margin	Raw	Dist	Condition	Azimuth	Height	Comment	AF	CL	PA
	(Hz)	(dBuV/m)	(dBuV/m)	(dB)	(dBuV)	(m)		(°)	(m)		(dB)	(dB)	(dB)
PK	18.79489G	46.46	83.54	-37.08	42.88	1	Vertical	154	1.21	-	37.80	15.26	49.48
AV	18.79521G	36.97	63.54	-26.57	33.39	1	Vertical	154	1.21	-	37.80	15.26	49.48

5.925-6.425GHz_802.11be EHT320_Nss1,(MCS0)_4TX

6265MHz_TX

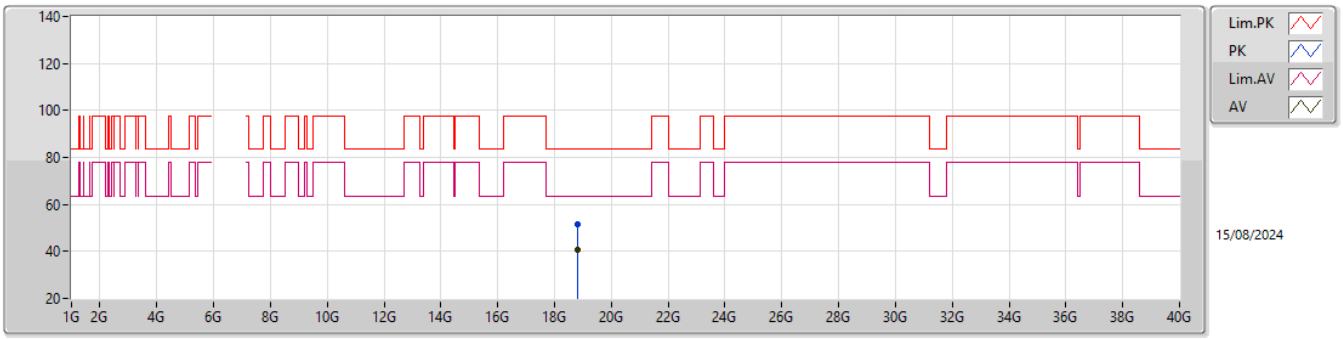

EUT Y_4TX
Setting 85
04-H-G-5-10

Type	Freq	Level	Limit	Margin	Raw	Dist	Condition	Azimuth	Height	Comment	AF	CL	PA
	(Hz)	(dBuV/m)	(dBuV/m)	(dB)	(dBuV)	(m)		(°)	(m)		(dB)	(dB)	(dB)
PK	18.79474G	51.45	83.54	-32.09	47.87	1	Horizontal	9	1.18	-	37.80	15.26	49.48
AV	18.7949G	40.77	63.54	-22.77	37.19	1	Horizontal	9	1.18	-	37.80	15.26	49.48

5.925-6.425GHz_802.11be EHT320_Nss1,(MCS0)_4TX

6425MHz Straddle 5.925-6.425GHz_TX

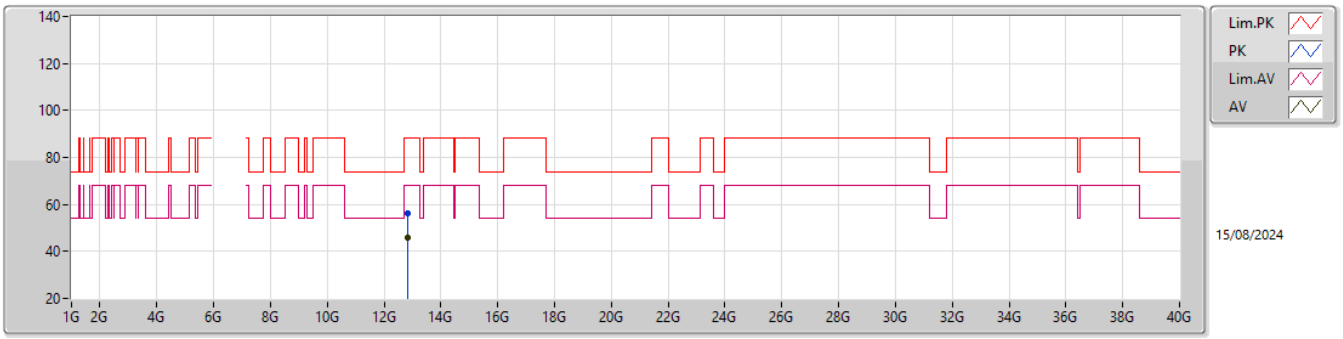

EUT Y_4TX
Setting 83
04-H-G-5-10

Type	Freq	Level	Limit	Margin	Raw	Dist	Condition	Azimuth	Height	Comment	AF	CL	PA
	(Hz)	(dBuV/m)	(dBuV/m)	(dB)	(dBuV)	(m)		(°)	(m)		(dB)	(dB)	(dB)
PK	12.84386G	56.21	88.20	-31.99	49.62	3	Vertical	90	2.26	-	39.18	10.05	42.64
RMS	12.84418G	46.11	68.20	-22.09	39.51	3	Vertical	90	2.26	-	39.18	10.06	42.64

5.925-6.425GHz_802.11be EHT320_Nss1,(MCS0)_4TX

6425MHz Straddle 5.925-6.425GHz_TX

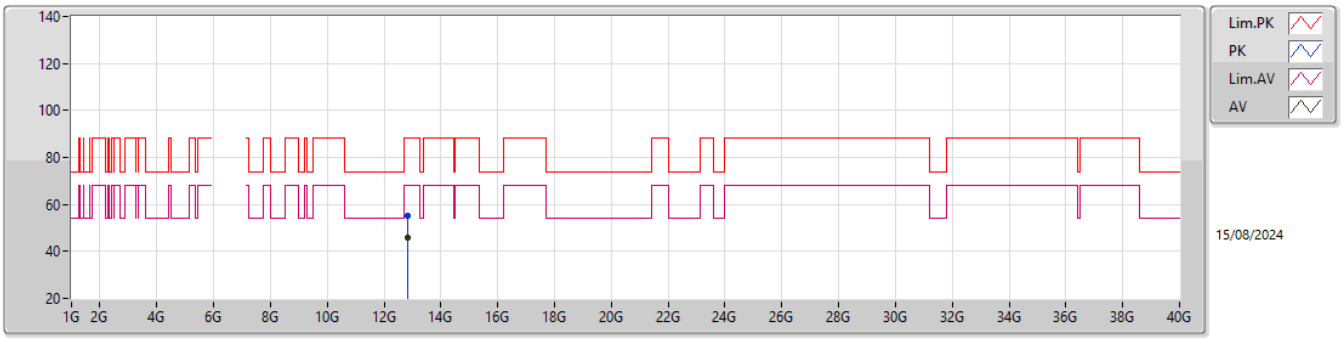

EUT Y_4TX
Setting 83
04-H-G-5-10

Type	Freq	Level	Limit	Margin	Raw	Dist	Condition	Azimuth	Height	Comment	AF	CL	PA
	(Hz)	(dBuV/m)	(dBuV/m)	(dB)	(dBuV)	(m)		(°)	(m)		(dB)	(dB)	(dB)
PK	12.84622G	55.28	88.20	-32.92	48.67	3	Horizontal	29	1.80	-	39.18	10.06	42.63
RMS	12.8411G	45.81	68.20	-22.39	39.24	3	Horizontal	29	1.80	-	39.16	10.05	42.64

5.925-6.425GHz_802.11be EHT320_Nss1,(MCS0)_4TX

6425MHz Straddle 5.925-6.425GHz_TX

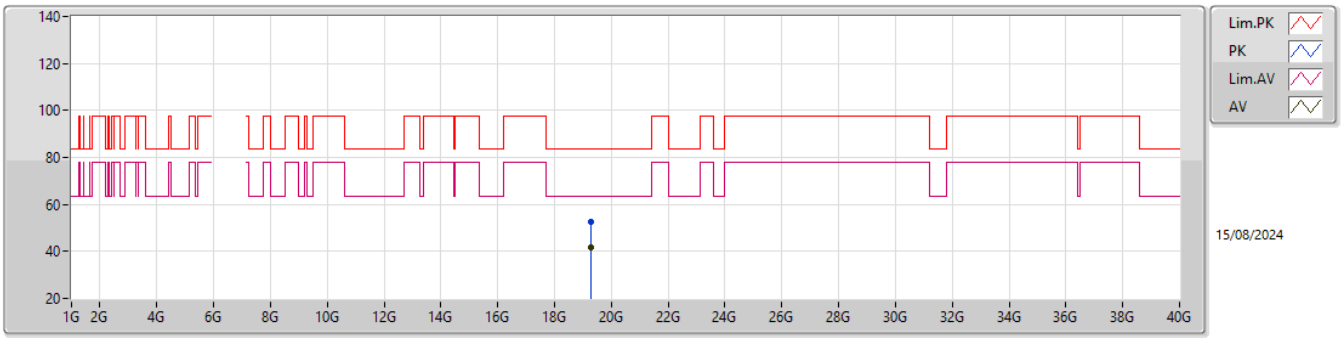

EUT Y_4TX
Setting 83
04-H-G-5-10

Type	Freq	Level	Limit	Margin	Raw	Dist	Condition	Azimuth	Height	Comment	AF	CL	PA
	(Hz)	(dBuV/m)	(dBuV/m)	(dB)	(dBuV)	(m)		(°)	(m)		(dB)	(dB)	(dB)
PK	19.27473G	52.33	83.54	-31.21	48.67	1	Vertical	159	1.61	-	37.95	15.24	49.53
AV	19.27485G	41.97	63.54	-21.57	38.31	1	Vertical	159	1.61	-	37.95	15.24	49.53

5.925-6.425GHz_802.11be EHT320_Nss1,(MCS0)_4TX

6425MHz Straddle 5.925-6.425GHz_TX

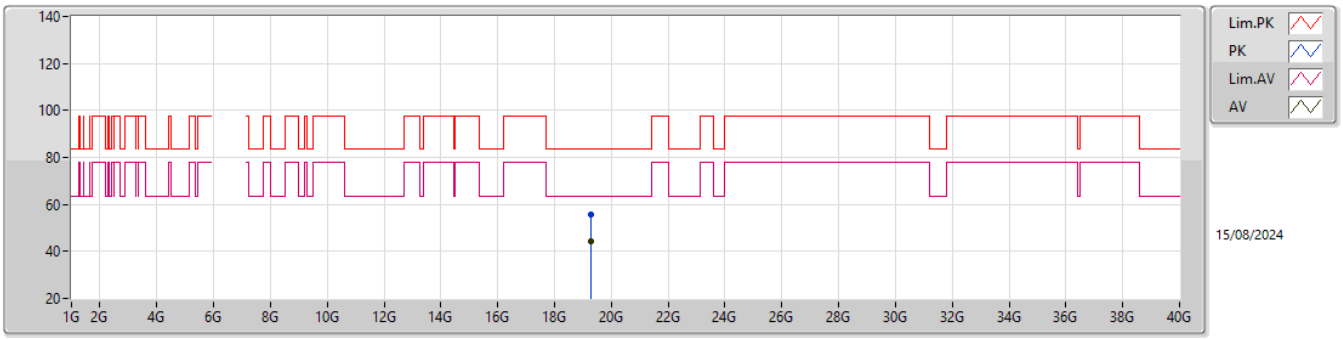

EUT Y_4TX
Setting 83
04-H-G-5-10

Type	Freq	Level	Limit	Margin	Raw	Dist	Condition	Azimuth	Height	Comment	AF	CL	PA
	(Hz)	(dBuV/m)	(dBuV/m)	(dB)	(dBuV)	(m)		(°)	(m)		(dB)	(dB)	(dB)
PK	19.27515G	55.87	83.54	-27.67	52.21	1	Horizontal	244	2.83	-	37.95	15.24	49.53
AV	19.27536G	44.17	63.54	-19.37	40.51	1	Horizontal	244	2.83	-	37.95	15.24	49.53

6.525-6.875GHz_802.11be EHT320_Nss1,(MCS0)_4TX

6585MHz Straddle 6.525-6.875GHz_TX

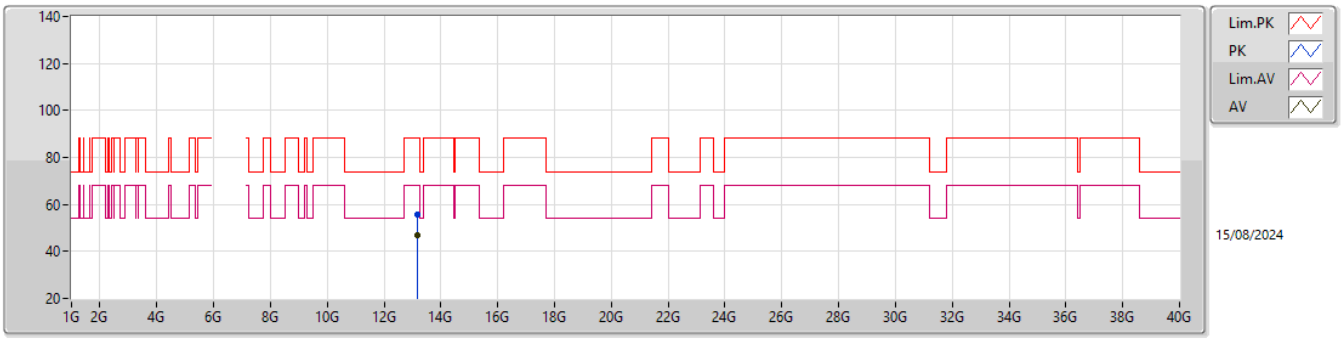

EUT Y_4TX
Setting 89
04-H-G-5-10

Type	Freq	Level	Limit	Margin	Raw	Dist	Condition	Azimuth	Height	Comment	AF	CL	PA
	(Hz)	(dBuV/m)	(dBuV/m)	(dB)	(dBuV)	(m)		(°)	(m)		(dB)	(dB)	(dB)
PK	13.17396G	55.66	88.20	-32.54	48.23	3	Vertical	22	1.80	-	39.65	10.18	42.40
RMS	13.17246G	46.86	68.20	-21.34	39.44	3	Vertical	22	1.80	-	39.64	10.18	42.40

6.525-6.875GHz_802.11be EHT320_Nss1,(MCS0)_4TX

6585MHz Straddle 6.525-6.875GHz_TX

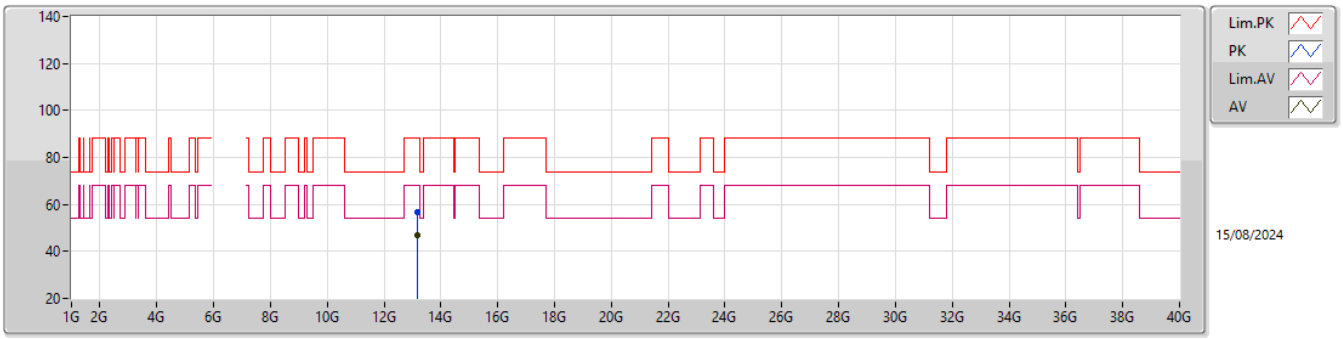

EUT Y_4TX
Setting 89
04-H-G-5-10

Type	Freq	Level	Limit	Margin	Raw	Dist	Condition	Azimuth	Height	Comment	AF	CL	PA
	(Hz)	(dBuV/m)	(dBuV/m)	(dB)	(dBuV)	(m)		(°)	(m)		(dB)	(dB)	(dB)
PK	13.16976G	56.50	88.20	-31.70	49.08	3	Horizontal	265	1.80	-	39.64	10.18	42.40
RMS	13.16822G	47.08	68.20	-21.12	39.66	3	Horizontal	265	1.80	-	39.64	10.18	42.40

6.525-6.875GHz_802.11be EHT320_Nss1,(MCS0)_4TX

6585MHz Straddle 6.525-6.875GHz_TX

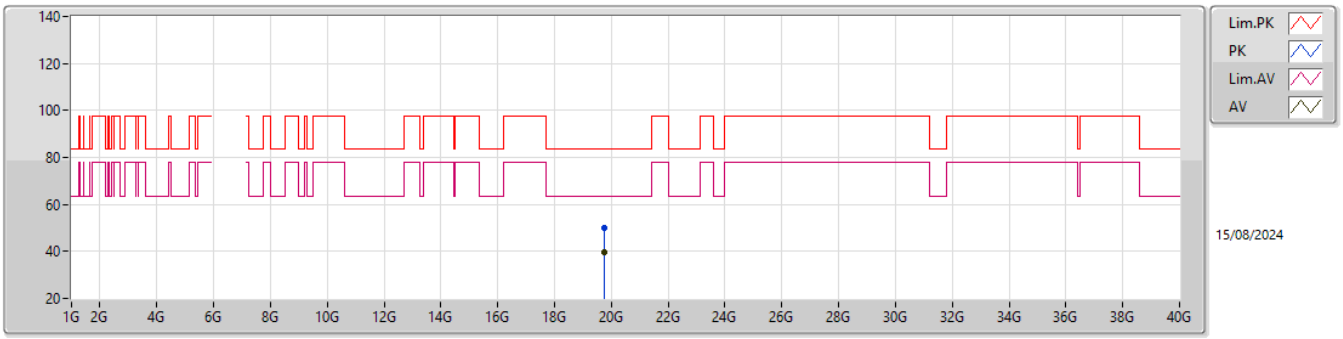

EUT Y_4TX
Setting 89
04-H-G-5-10

Type	Freq	Level	Limit	Margin	Raw	Dist	Condition	Azimuth	Height	Comment	AF	CL	PA
	(Hz)	(dBuV/m)	(dBuV/m)	(dB)	(dBuV)	(m)		(°)	(m)		(dB)	(dB)	(dB)
PK	19.7554G	50.24	83.54	-33.30	46.58	1	Vertical	302	1.71	-	37.92	15.21	49.47
AV	19.75478G	39.65	63.54	-23.89	35.99	1	Vertical	302	1.71	-	37.92	15.21	49.47

6.525-6.875GHz_802.11be EHT320_Nss1,(MCS0)_4TX

6585MHz Straddle 6.525-6.875GHz_TX

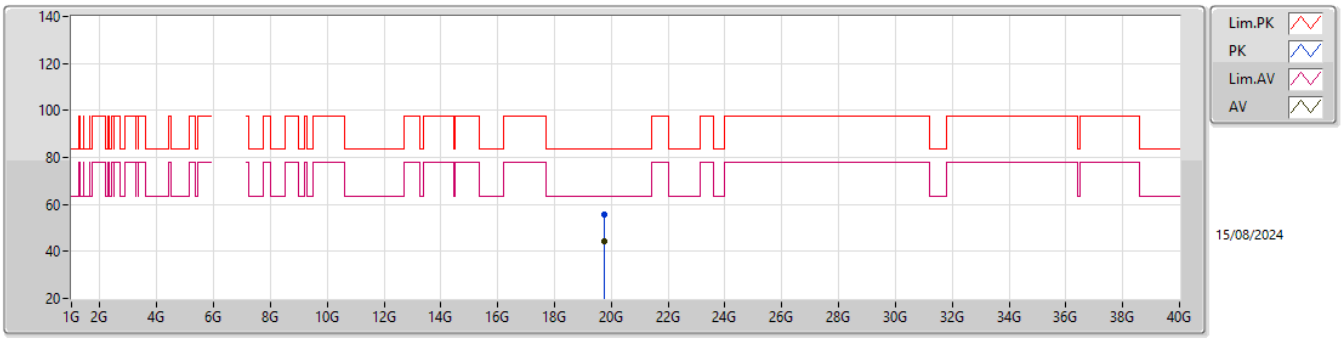

EUT Y_4TX
Setting 89
04-H-G-5-10

Type	Freq	Level	Limit	Margin	Raw	Dist	Condition	Azimuth	Height	Comment	AF	CL	PA
	(Hz)	(dBuV/m)	(dBuV/m)	(dB)	(dBuV)	(m)		(°)	(m)		(dB)	(dB)	(dB)
PK	19.7548G	55.61	83.54	-27.93	51.95	1	Horizontal	227	1.70	-	37.92	15.21	49.47
AV	19.75489G	44.32	63.54	-19.22	40.66	1	Horizontal	227	1.70	-	37.92	15.21	49.47

6.525-6.875GHz_802.11be EHT320_Nss1,(MCS0)_4TX

6745MHz Straddle 6.525-6.875GHz_TX

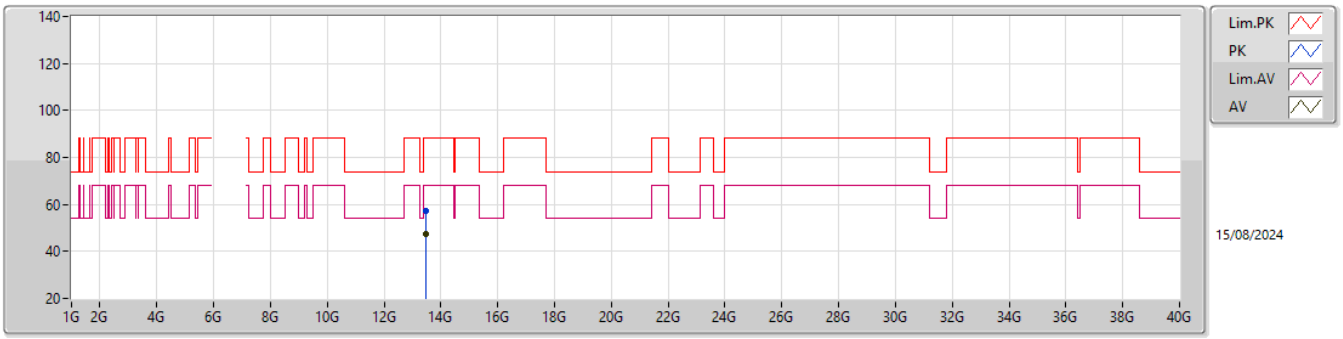

EUT Y_4TX
Setting 83
04-H-G-5-10

Type	Freq	Level	Limit	Margin	Raw	Dist	Condition	Azimuth	Height	Comment	AF	CL	PA
	(Hz)	(dBuV/m)	(dBuV/m)	(dB)	(dBuV)	(m)		(°)	(m)		(dB)	(dB)	(dB)
PK	13.49276G	57.02	88.20	-31.18	48.94	3	Vertical	78	1.04	-	40.10	10.30	42.32
RMS	13.49206G	47.44	68.20	-20.76	39.36	3	Vertical	78	1.04	-	40.10	10.30	42.32

6.525-6.875GHz_802.11be EHT320_Nss1,(MCS0)_4TX

6745MHz Straddle 6.525-6.875GHz_TX

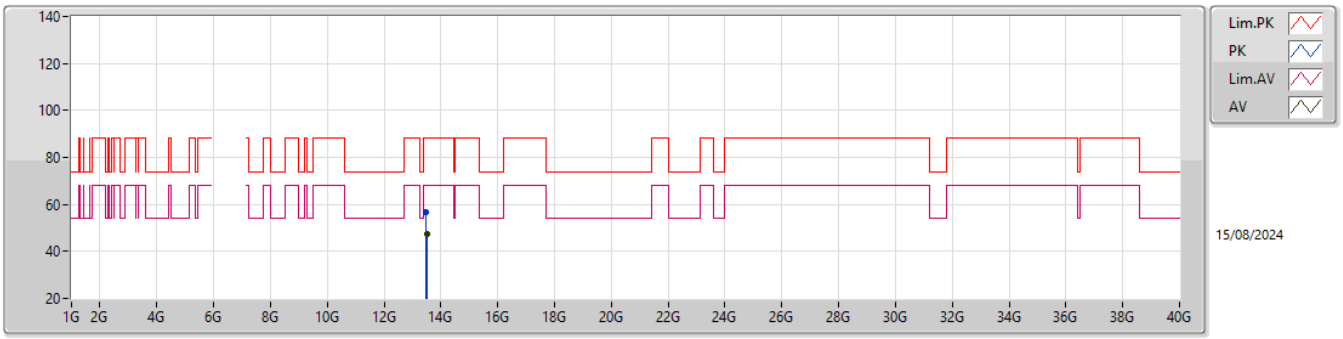

EUT Y_4TX
Setting 83
04-H-G-5-10

Type	Freq	Level	Limit	Margin	Raw	Dist	Condition	Azimuth	Height	Comment	AF	CL	PA
	(Hz)	(dBuV/m)	(dBuV/m)	(dB)	(dBuV)	(m)		(°)	(m)		(dB)	(dB)	(dB)
PK	13.49364G	56.60	88.20	-31.60	48.51	3	Horizontal	176	1.80	-	40.10	10.31	42.32
RMS	13.49642G	47.52	68.20	-20.68	39.43	3	Horizontal	176	1.80	-	40.10	10.31	42.32

6.525-6.875GHz_802.11be EHT320_Nss1,(MCS0)_4TX

6745MHz Straddle 6.525-6.875GHz_TX

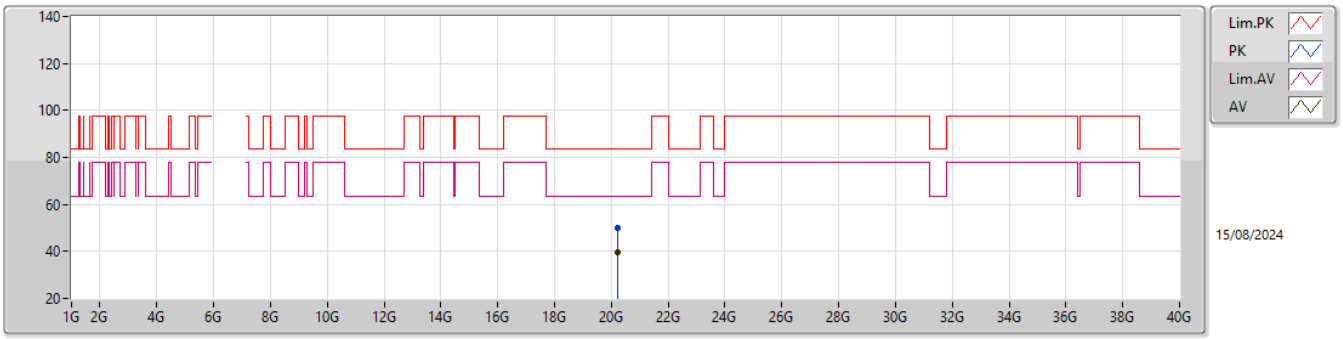

EUT Y_4TX
Setting 83
04-H-G-5-10

Type	Freq	Level	Limit	Margin	Raw	Dist	Condition	Azimuth	Height	Comment	AF	CL	PA
	(Hz)	(dBuV/m)	(dBuV/m)	(dB)	(dBuV)	(m)		(°)	(m)		(dB)	(dB)	(dB)
PK	20.23465G	50.17	83.54	-33.37	46.02	1	Vertical	40	1.19	-	37.97	15.39	49.21
AV	20.23458G	39.60	63.54	-23.94	35.45	1	Vertical	40	1.19	-	37.97	15.39	49.21

6.525-6.875GHz_802.11be EHT320_Nss1,(MCS0)_4TX

6745MHz Straddle 6.525-6.875GHz_TX

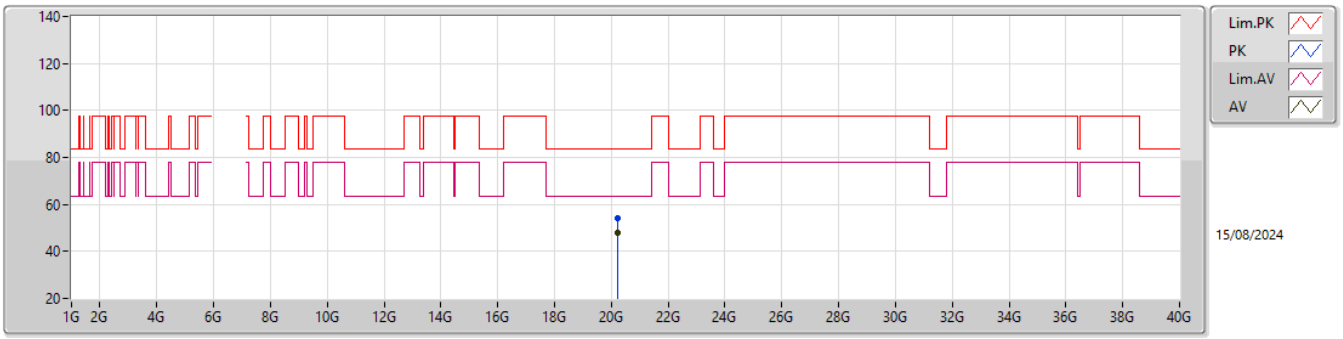

EUT Y_4TX
Setting 83
04-H-G-5-10

Type	Freq	Level	Limit	Margin	Raw	Dist	Condition	Azimuth	Height	Comment	AF	CL	PA
	(Hz)	(dBuV/m)	(dBuV/m)	(dB)	(dBuV)	(m)		(°)	(m)		(dB)	(dB)	(dB)
PK	20.23476G	53.99	83.54	-29.55	49.84	1	Horizontal	12	2.39	-	37.97	15.39	49.21
AV	20.23517G	48.04	63.54	-15.50	43.89	1	Horizontal	12	2.39	-	37.97	15.39	49.21

6.525-6.875GHz_802.11be EHT320_Nss1,(MCS0)_4TX

6905MHz Straddle 6.525-6.875GHz_TX

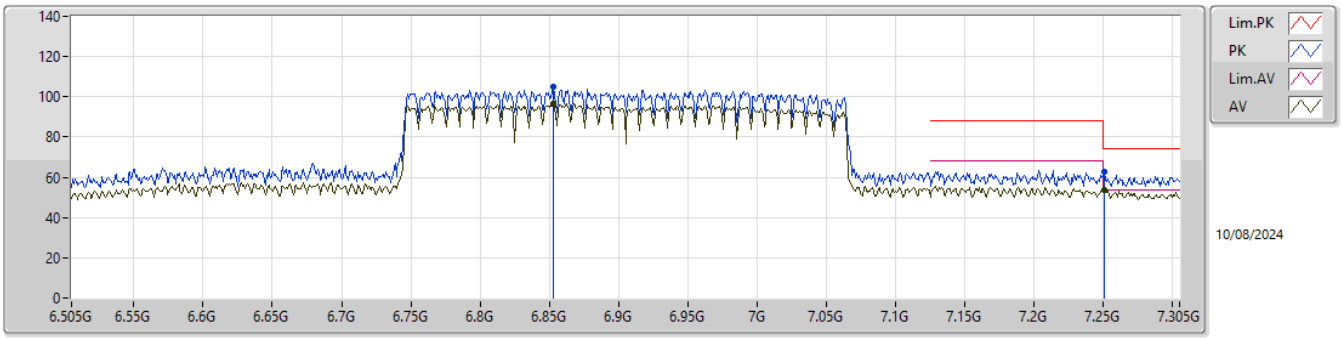

EUT Y_4TX
Setting 65
04-H-G-5-10

Type	Freq	Level	Limit	Margin	Raw	Dist	Condition	Azimuth	Height	Comment	AF	CL	PA
	(Hz)	(dBuV/m)	(dBuV/m)	(dB)	(dBuV)	(m)		(°)	(m)		(dB)	(dB)	(dB)
PK	6.853G	104.99	Inf	-Inf	104.36	3	Vertical	360	2.19	-	36.20	6.90	42.47
AV	6.853G	96.55	Inf	-Inf	95.92	3	Vertical	360	2.19	-	36.20	6.90	42.47
PK	7.2506G	62.51	74.00	-11.49	61.10	3	Vertical	360	2.19	-	37.00	7.09	42.68
AV	7.2506G	53.59	54.00	-0.41	52.18	3	Vertical	360	2.19	-	37.00	7.09	42.68

6.525-6.875GHz_802.11be EHT320_Nss1,(MCS0)_4TX

6905MHz Straddle 6.525-6.875GHz_TX

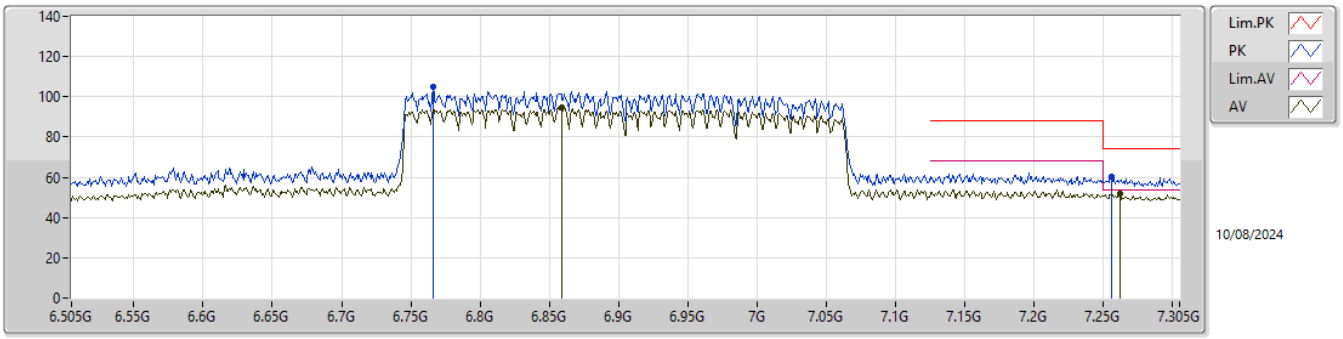

EUT Y_4TX
Setting 65
04-H-G-5-10

Type	Freq	Level	Limit	Margin	Raw	Dist	Condition	Azimuth	Height	Comment	AF	CL	PA
	(Hz)	(dBuV/m)	(dBuV/m)	(dB)	(dBuV)	(m)		(°)	(m)		(dB)	(dB)	(dB)
PK	6.7658G	104.86	Inf	-Inf	104.44	3	Horizontal	300	2.24	-	36.13	6.86	42.57
AV	6.8586G	94.66	Inf	-Inf	94.03	3	Horizontal	300	2.24	-	36.20	6.90	42.47
PK	7.2562G	60.05	74.00	-13.95	58.62	3	Horizontal	300	2.24	-	37.02	7.09	42.68
AV	7.2618G	51.97	54.00	-2.03	50.52	3	Horizontal	300	2.24	-	37.05	7.09	42.69

6.525-6.875GHz_802.11be EHT320_Nss1,(MCS0)_4TX

6905MHz Straddle 6.525-6.875GHz_TX

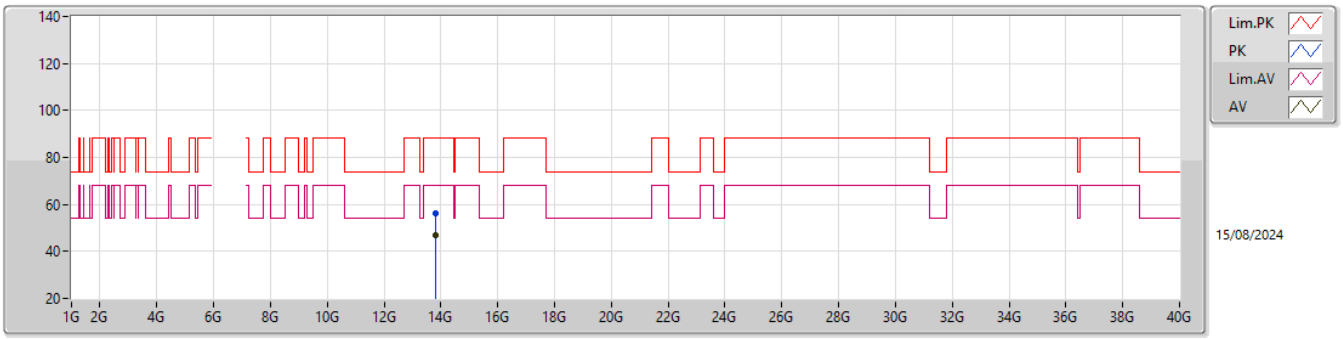

EUT Y_4TX
Setting 65
04-H-G-5-10

Type	Freq	Level	Limit	Margin	Raw	Dist	Condition	Azimuth	Height	Comment	AF	CL	PA
	(Hz)	(dBuV/m)	(dBuV/m)	(dB)	(dBuV)	(m)		(°)	(m)		(dB)	(dB)	(dB)
PK	13.79785G	56.42	88.20	-31.78	48.31	3	Vertical	4	2.41	-	40.40	10.42	42.71
RMS	13.818G	47.11	68.20	-21.09	38.97	3	Vertical	4	2.41	-	40.44	10.43	42.73

6.525-6.875GHz_802.11be EHT320_Nss1,(MCS0)_4TX

6905MHz Straddle 6.525-6.875GHz_TX

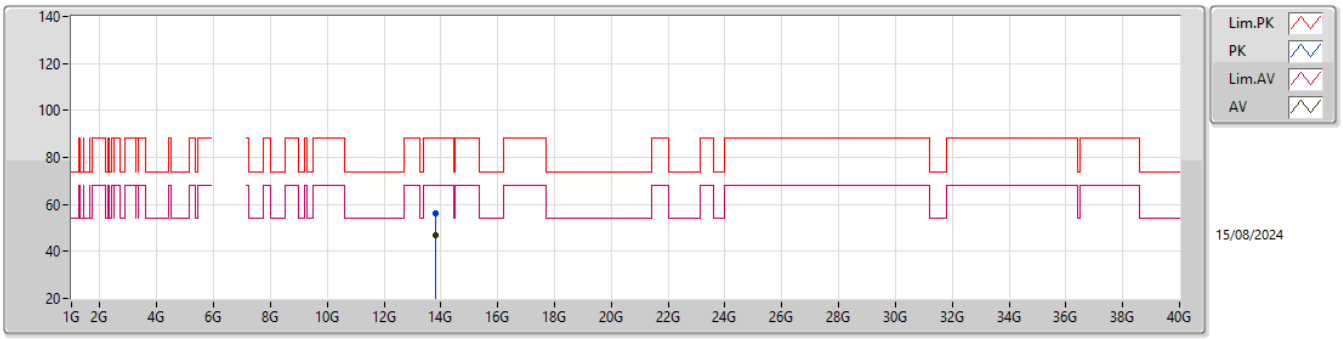

EUT Y_4TX
Setting 65
04-H-G-5-10

Type	Freq	Level	Limit	Margin	Raw	Dist	Condition	Azimuth	Height	Comment	AF	CL	PA
	(Hz)	(dBuV/m)	(dBuV/m)	(dB)	(dBuV)	(m)		(°)	(m)		(dB)	(dB)	(dB)
PK	13.8079G	56.21	88.20	-31.99	48.08	3	Horizontal	197	2.99	-	40.42	10.43	42.72
RMS	13.82805G	47.05	68.20	-21.15	38.91	3	Horizontal	197	2.99	-	40.46	10.43	42.75

6.525-6.875GHz_802.11be EHT320_Nss1,(MCS0)_4TX

6905MHz Straddle 6.525-6.875GHz_TX

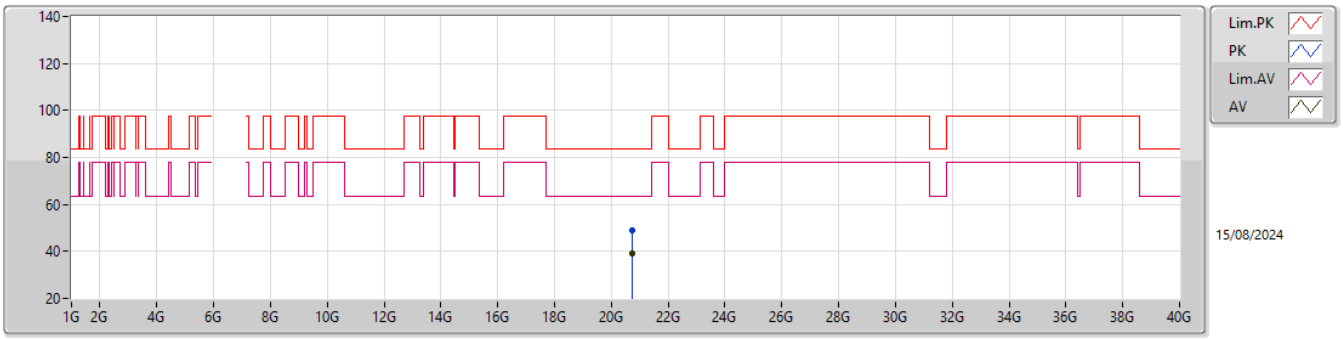

EUT Y_4TX
Setting 65
04-H-G-5-10

Type	Freq	Level	Limit	Margin	Raw	Dist	Condition	Azimuth	Height	Comment	AF	CL	PA
	(Hz)	(dBuV/m)	(dBuV/m)	(dB)	(dBuV)	(m)		(°)	(m)		(dB)	(dB)	(dB)
PK	20.71482G	48.99	83.54	-34.55	44.38	1	Vertical	281	1.92	-	37.87	15.77	49.03
AV	20.715G	38.92	63.54	-24.62	34.31	1	Vertical	281	1.92	-	37.87	15.77	49.03

6.525-6.875GHz_802.11be EHT320_Nss1,(MCS0)_4TX

6905MHz Straddle 6.525-6.875GHz_TX

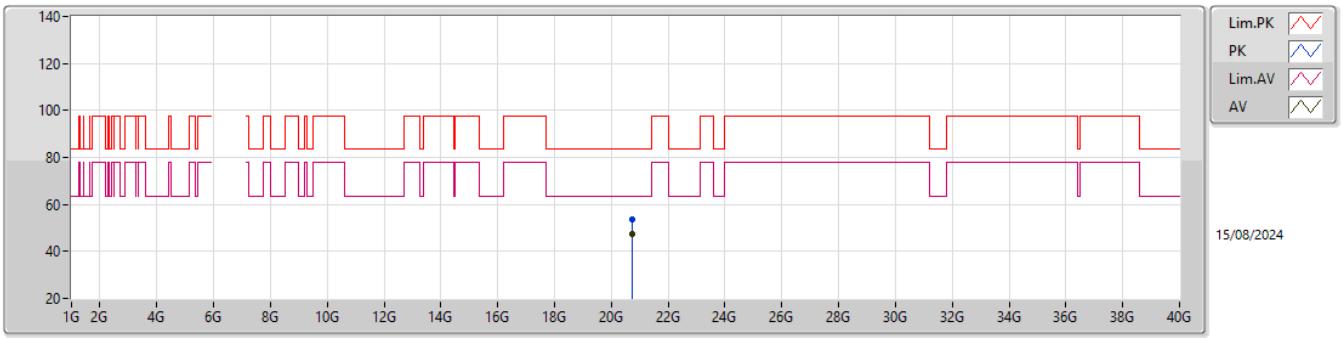

EUT Y_4TX
Setting 65
04-H-G-5-10

Type	Freq	Level	Limit	Margin	Raw	Dist	Condition	Azimuth	Height	Comment	AF	CL	PA
	(Hz)	(dBuV/m)	(dBuV/m)	(dB)	(dBuV)	(m)		(°)	(m)		(dB)	(dB)	(dB)
PK	20.71476G	53.40	83.54	-30.14	48.79	1	Horizontal	99	2.42	-	37.87	15.77	49.03
AV	20.71538G	47.56	63.54	-15.98	42.95	1	Horizontal	99	2.42	-	37.87	15.77	49.03

5.925-6.425GHz_802.11be EHT20-BF_Nss1,(MCS0)_4TX

5955MHz_TX

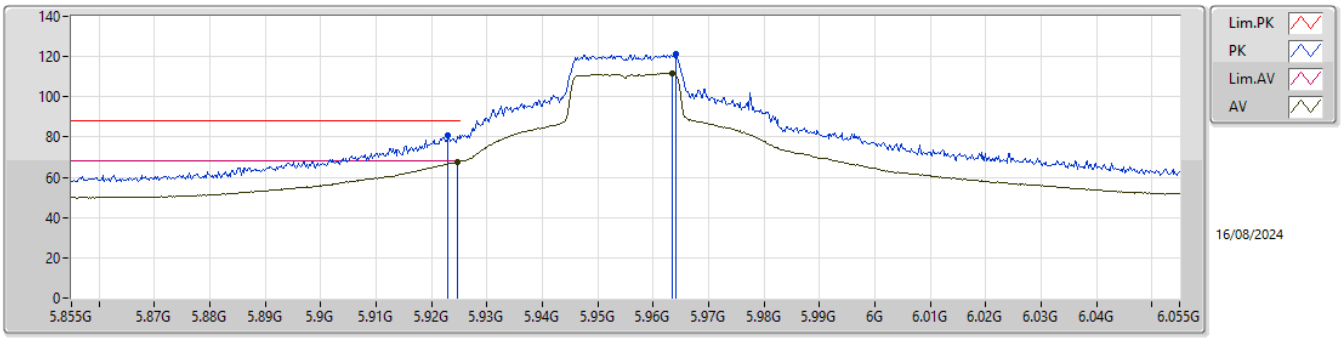

EUT Y_4TX
Setting 98
04-H-R-7-10

Type	Freq	Level	Limit	Margin	Raw	Dist	Condition	Azimuth	Height	Comment	AF	CL	PA
	(Hz)	(dBuV/m)	(dBuV/m)	(dB)	(dBuV)	(m)		(°)	(m)		(dB)	(dB)	(dB)
PK	5.923G	80.83	88.20	-7.37	74.00	3	Vertical	220	2.87	-	34.30	8.11	35.58
RMS	5.9246G	67.85	68.20	-0.35	61.02	3	Vertical	220	2.87	-	34.30	8.11	35.58
PK	5.9642G	121.38	Inf	-Inf	114.57	3	Vertical	220	2.87	-	34.27	8.14	35.60
RMS	5.9634G	111.66	Inf	-Inf	104.85	3	Vertical	220	2.87	-	34.27	8.14	35.60

5.925-6.425GHz_802.11be EHT20-BF_Nss1,(MCS0)_4TX

5955MHz_TX

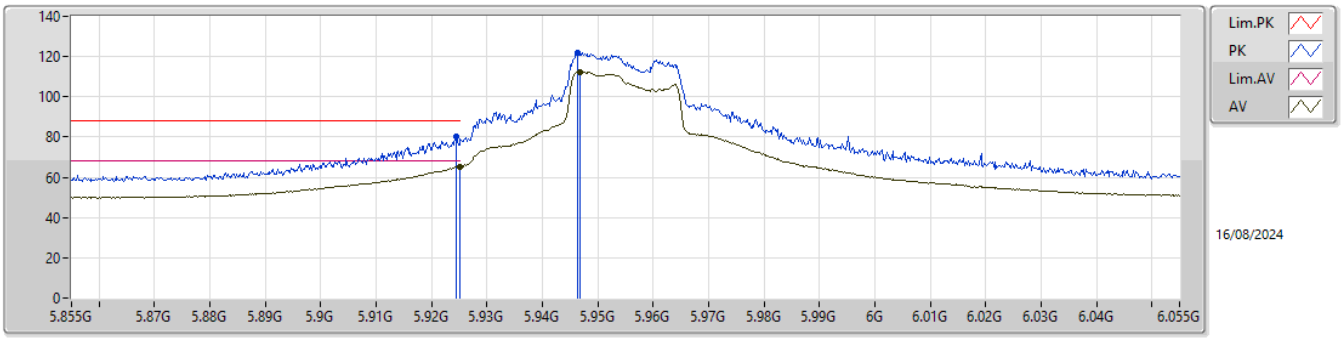

EUT Y_4TX
Setting 98
04-H-R-7-10

Type	Freq	Level	Limit	Margin	Raw	Dist	Condition	Azimuth	Height	Comment	AF	CL	PA
	(Hz)	(dBuV/m)	(dBuV/m)	(dB)	(dBuV)	(m)		(°)	(m)		(dB)	(dB)	(dB)
PK	5.9244G	80.00	88.20	-8.20	73.17	3	Horizontal	271	1.64	-	34.30	8.11	35.58
RMS	5.925G	65.25	68.20	-2.95	58.42	3	Horizontal	271	1.64	-	34.30	8.11	35.58
PK	5.9464G	121.98	Inf	-Inf	115.14	3	Horizontal	271	1.64	-	34.30	8.13	35.59
RMS	5.9468G	112.53	Inf	-Inf	105.69	3	Horizontal	271	1.64	-	34.30	8.13	35.59

5.925-6.425GHz_802.11be EHT20-BF_Nss1,(MCS0)_4TX

5955MHz_TX

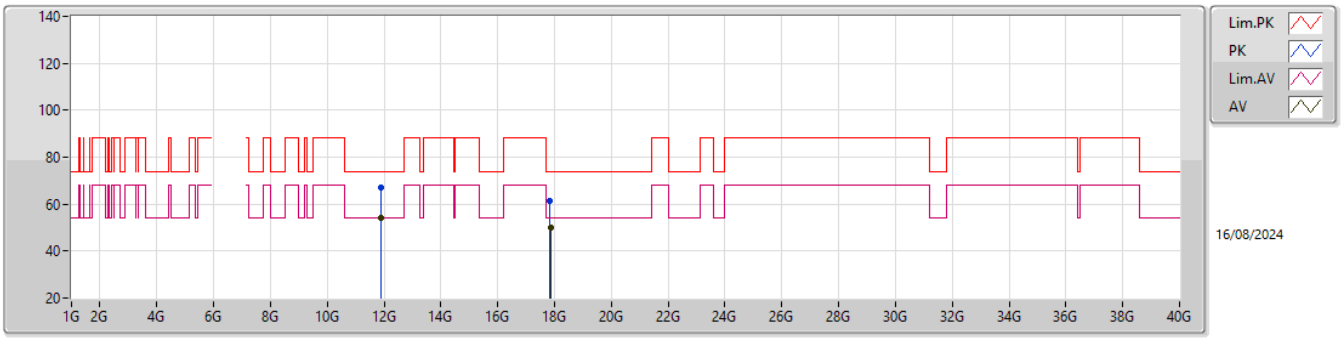

EEUT Y_4TX
Setting 98
04-R-G-4

Type	Freq	Level	Limit	Margin	Raw	Dist	Condition	Azimuth	Height	Comment	AF	CL	PA
	(Hz)	(dBuV/m)	(dBuV/m)	(dB)	(dBuV)	(m)		(°)	(m)		(dB)	(dB)	(dB)
PK	11.90335G	66.95	74.00	-7.05	83.11	3	Vertical	304	1.80	-	38.61	11.03	65.80
AV	11.90715G	53.93	54.00	-0.07	70.09	3	Vertical	304	1.80	-	38.61	11.03	65.80
PK	17.85025G	61.24	74.00	-12.76	68.92	3	Vertical	244	1.25	-	41.60	13.29	62.57
AV	17.88795G	50.03	54.00	-3.97	57.32	3	Vertical	244	1.25	-	41.90	13.31	62.50

5.925-6.425GHz_802.11be EHT20-BF_Nss1,(MCS0)_4TX

5955MHz_TX

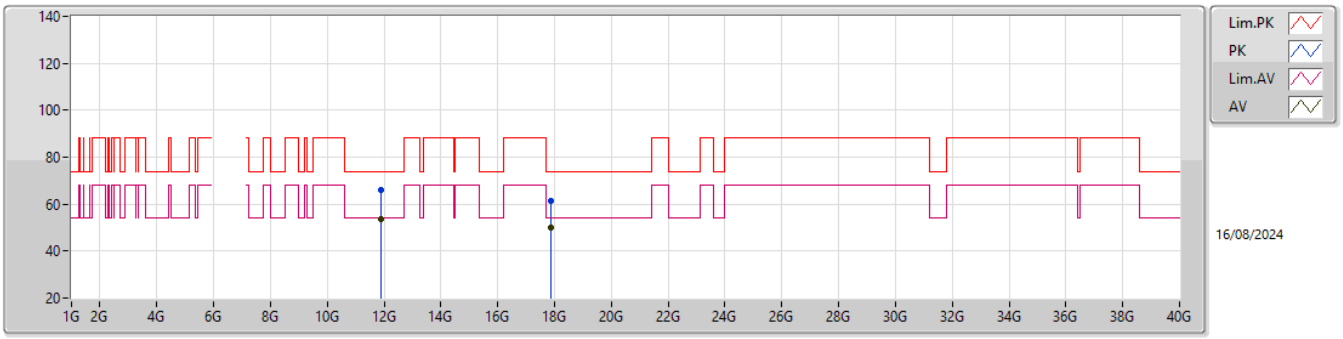

EEUT Y_4TX
Setting 98
04-R-G-4

Type	Freq	Level	Limit	Margin	Raw	Dist	Condition	Azimuth	Height	Comment	AF	CL	PA
	(Hz)	(dBuV/m)	(dBuV/m)	(dB)	(dBuV)	(m)		(°)	(m)		(dB)	(dB)	(dB)
PK	11.90395G	66.13	74.00	-7.87	82.29	3	Horizontal	327	1.80	-	38.61	11.03	65.80
AV	11.90715G	53.84	54.00	-0.16	70.00	3	Horizontal	327	1.80	-	38.61	11.03	65.80
PK	17.86725G	61.34	74.00	-12.66	68.84	3	Horizontal	170	1.71	-	41.74	13.30	62.54
AV	17.88985G	49.89	54.00	-4.11	57.16	3	Horizontal	170	1.71	-	41.92	13.31	62.50

5.925-6.425GHz_802.11be EHT20-BF_Nss1,(MCS0)_4TX

5955MHz_TX

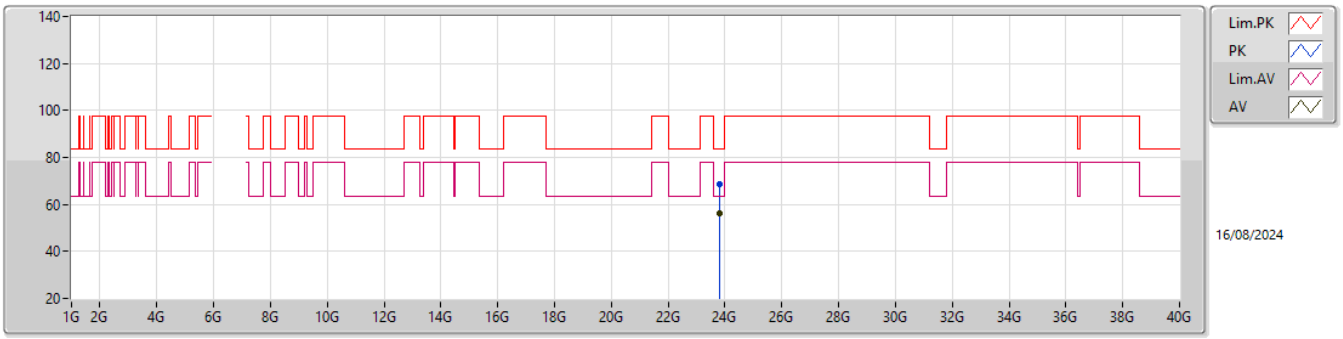

EUT Y_4TX
Setting 98
05-R-G-4

Type	Freq	Level	Limit	Margin	Raw	Dist	Condition	Azimuth	Height	Comment	AF	CL	PA
	(Hz)	(dBuV/m)	(dBuV/m)	(dB)	(dBuV)	(m)		(°)	(m)		(dB)	(dB)	(dB)
PK	23.81662G	68.82	83.54	-14.72	59.66	1	Vertical	200	1.54	-	39.00	17.34	47.18
AV	23.81678G	56.45	63.54	-7.09	47.28	1	Vertical	200	1.54	-	39.00	17.35	47.18

5.925-6.425GHz_802.11be EHT20-BF_Nss1,(MCS0)_4TX

5955MHz_TX

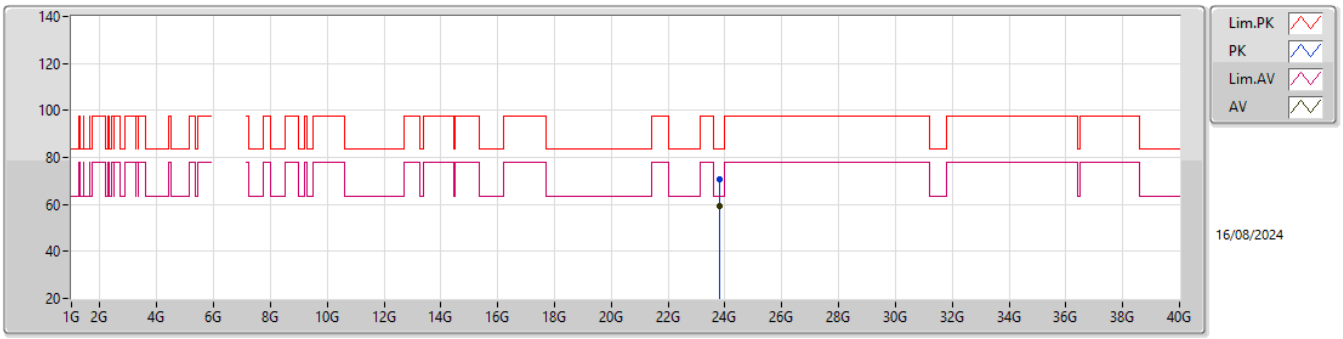

EUT Y_4TX
Setting 98
05-R-G-4

Type	Freq	Level	Limit	Margin	Raw	Dist	Condition	Azimuth	Height	Comment	AF	CL	PA
	(Hz)	(dBuV/m)	(dBuV/m)	(dB)	(dBuV)	(m)		(°)	(m)		(dB)	(dB)	(dB)
PK	23.8244G	70.92	83.54	-12.62	61.80	1	Horizontal	195	1.50	-	38.95	17.35	47.18
AV	23.82708G	59.14	63.54	-4.40	50.03	1	Horizontal	195	1.50	-	38.94	17.35	47.18

5.925-6.425GHz_802.11be EHT20-BF_Nss1,(MCS0)_4TX

6195MHz_TX

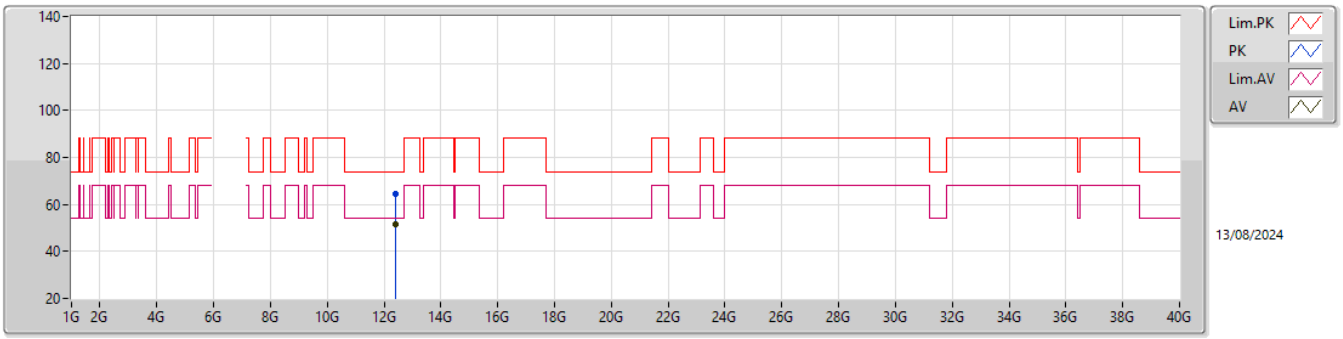

EUT Y_4TX
Setting 38
05-R-G-4

Type	Freq	Level	Limit	Margin	Raw	Dist	Condition	Azimuth	Height	Comment	AF	CL	PA
	(Hz)	(dBuV/m)	(dBuV/m)	(dB)	(dBuV)	(m)		(°)	(m)		(dB)	(dB)	(dB)
PK	12.39855G	64.70	74.00	-9.30	79.97	3	Vertical	300	1.80	-	38.90	11.21	65.38
AV	12.3962G	51.64	54.00	-2.36	66.91	3	Vertical	300	1.80	-	38.90	11.21	65.38

5.925-6.425GHz_802.11be EHT20-BF_Nss1,(MCS0)_4TX

6195MHz_TX

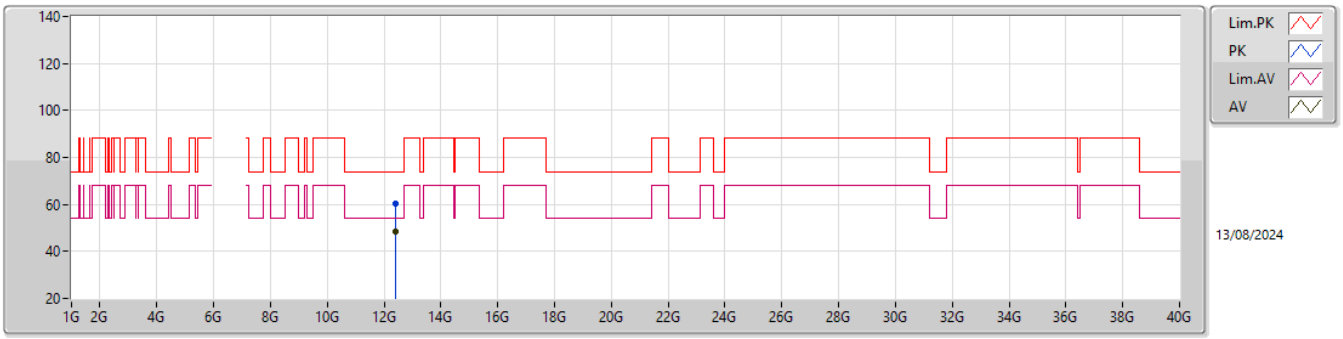

EUT Y_4TX
Setting 38
05-R-G-4

Type	Freq	Level	Limit	Margin	Raw	Dist	Condition	Azimuth	Height	Comment	AF	CL	PA
	(Hz)	(dBuV/m)	(dBuV/m)	(dB)	(dBuV)	(m)		(°)	(m)		(dB)	(dB)	(dB)
PK	12.39615G	60.10	74.00	-13.90	75.37	3	Horizontal	135	1.80	-	38.90	11.21	65.38
AV	12.3916G	48.42	54.00	-5.58	63.70	3	Horizontal	135	1.80	-	38.90	11.21	65.39

5.925-6.425GHz_802.11be EHT20-BF_Nss1,(MCS0)_4TX

6195MHz_TX

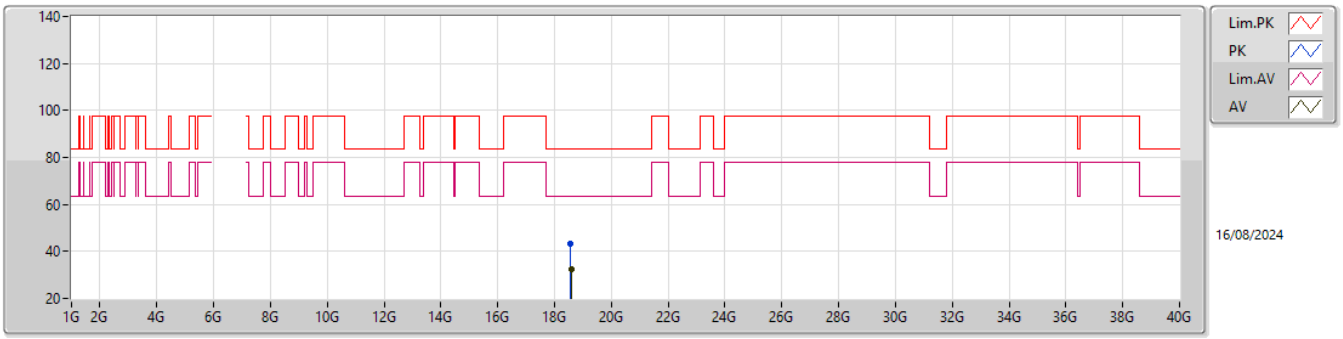

EUT Y_4TX
Setting 38
05-R-G-4

Type	Freq	Level	Limit	Margin	Raw	Dist	Condition	Azimuth	Height	Comment	AF	CL	PA
	(Hz)	(dBuV/m)	(dBuV/m)	(dB)	(dBuV)	(m)		(°)	(m)		(dB)	(dB)	(dB)
PK	18.57652G	43.40	83.54	-40.14	40.06	1	Vertical	195	2.89	-	37.70	15.27	49.63
AV	18.59456G	32.49	63.54	-31.05	29.14	1	Vertical	195	2.89	-	37.70	15.27	49.62

5.925-6.425GHz_802.11be EHT20-BF_Nss1,(MCS0)_4TX

6195MHz_TX

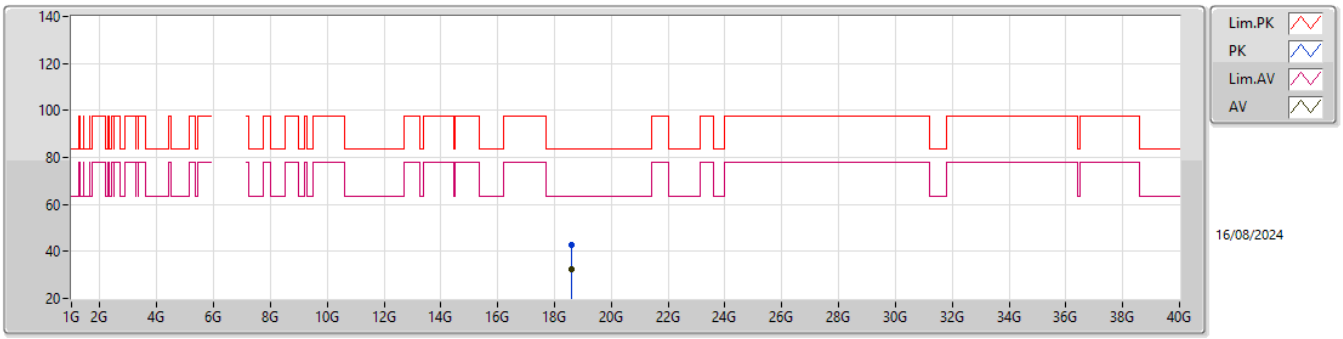

EUT Y_4TX
Setting 38
05-R-G-4

Type	Freq	Level	Limit	Margin	Raw	Dist	Condition	Azimuth	Height	Comment	AF	CL	PA
	(Hz)	(dBuV/m)	(dBuV/m)	(dB)	(dBuV)	(m)		(°)	(m)		(dB)	(dB)	(dB)
PK	18.58598G	42.97	83.54	-40.57	39.62	1	Horizontal	270	1.11	-	37.70	15.27	49.62
AV	18.5943G	32.57	63.54	-30.97	29.22	1	Horizontal	270	1.11	-	37.70	15.27	49.62

5.925-6.425GHz_802.11be EHT20-BF_Nss1,(MCS0)_4TX

6415MHz_TX

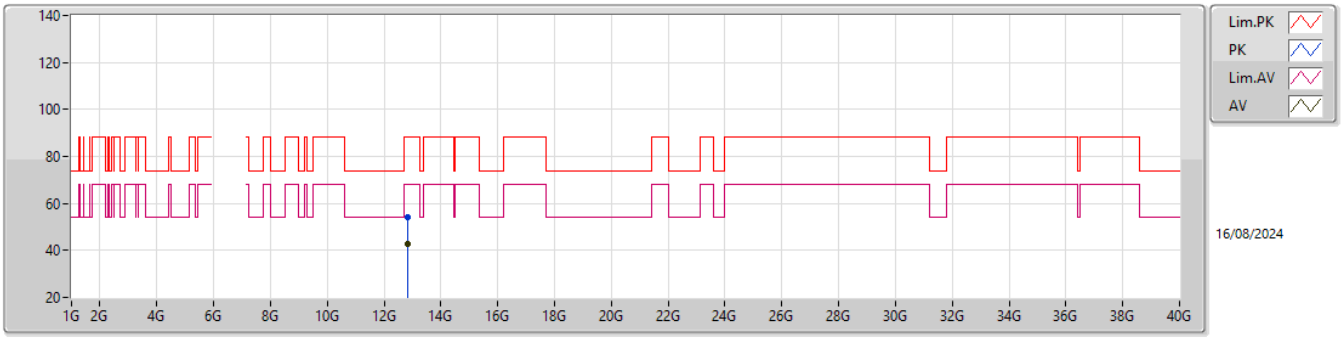

EUT Y_4TX
Setting 39
04-H-G-4

Type	Freq	Level	Limit	Margin	Raw	Dist	Condition	Azimuth	Height	Comment	AF	CL	PA
	(Hz)	(dBuV/m)	(dBuV/m)	(dB)	(dBuV)	(m)		(°)	(m)		(dB)	(dB)	(dB)
PK	12.8283G	54.01	88.20	-34.19	68.10	3	Vertical	178	1.80	-	39.80	11.36	65.25
RMS	12.84345G	42.59	68.20	-25.61	56.68	3	Vertical	178	1.80	-	39.80	11.36	65.25

5.925-6.425GHz_802.11be EHT20-BF_Nss1,(MCS0)_4TX

6415MHz_TX

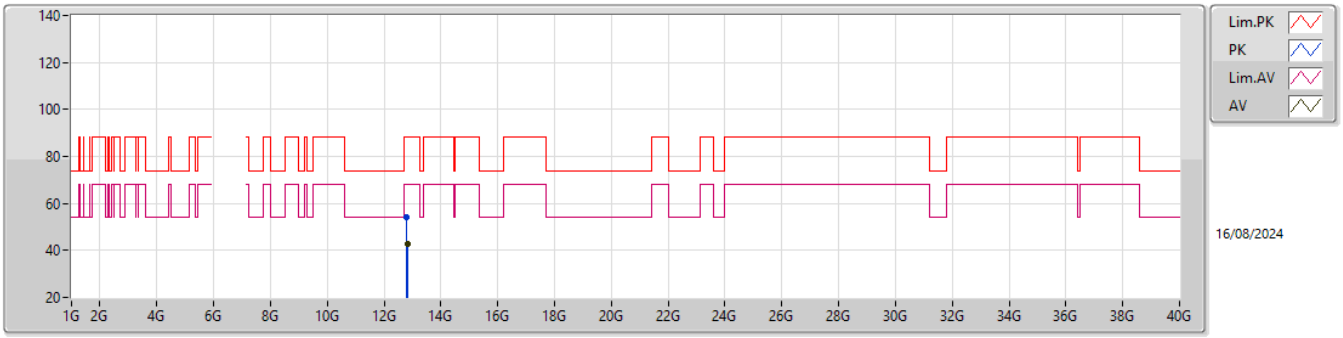

EUT Y_4TX
Setting 39
04-H-G-4

Type	Freq	Level	Limit	Margin	Raw	Dist	Condition	Azimuth	Height	Comment	AF	CL	PA
	(Hz)	(dBuV/m)	(dBuV/m)	(dB)	(dBuV)	(m)		(°)	(m)		(dB)	(dB)	(dB)
PK	12.8091G	54.00	88.20	-34.20	68.10	3	Horizontal	280	1.80	-	39.80	11.35	65.25
RMS	12.8291G	42.52	68.20	-25.68	56.61	3	Horizontal	280	1.80	-	39.80	11.36	65.25

5.925-6.425GHz_802.11be EHT20-BF_Nss1,(MCS0)_4TX

6415MHz_TX

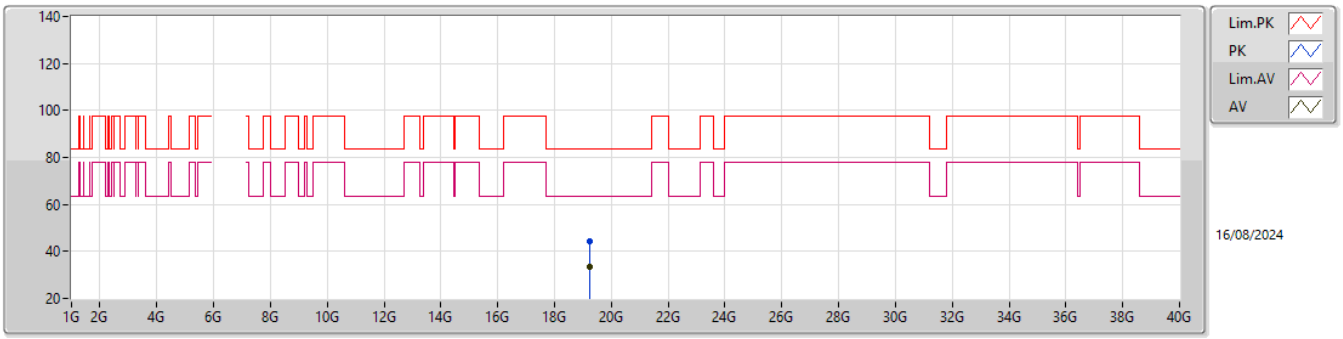

EUT Y_4TX
Setting 39
05-R-G-4

Type	Freq	Level	Limit	Margin	Raw	Dist	Condition	Azimuth	Height	Comment	AF	CL	PA
	(Hz)	(dBuV/m)	(dBuV/m)	(dB)	(dBuV)	(m)		(°)	(m)		(dB)	(dB)	(dB)
PK	19.24744G	44.24	83.54	-39.30	40.60	1	Vertical	5	1.15	-	37.91	15.24	49.51
AV	19.25038G	33.54	63.54	-30.00	29.91	1	Vertical	5	1.15	-	37.90	15.24	49.51

5.925-6.425GHz_802.11be EHT20-BF_Nss1,(MCS0)_4TX

6415MHz_TX

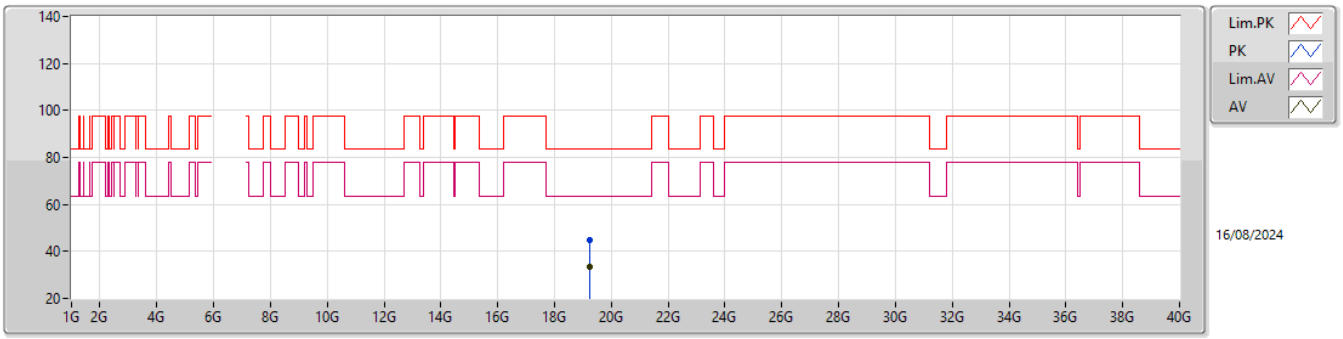

EUT Y_4TX
Setting 39
05-R-G-4

Type	Freq	Level	Limit	Margin	Raw	Dist	Condition	Azimuth	Height	Comment	AF	CL	PA
	(Hz)	(dBuV/m)	(dBuV/m)	(dB)	(dBuV)	(m)		(°)	(m)		(dB)	(dB)	(dB)
PK	19.2457G	44.88	83.54	-38.66	41.24	1	Horizontal	156	1.57	-	37.91	15.24	49.51
AV	19.24798G	33.35	63.54	-30.19	29.72	1	Horizontal	156	1.57	-	37.90	15.24	49.51

6.425-6.525GHz_802.11be EHT20-BF_Nss1,(MCS0)_4TX

6435MHz_TX

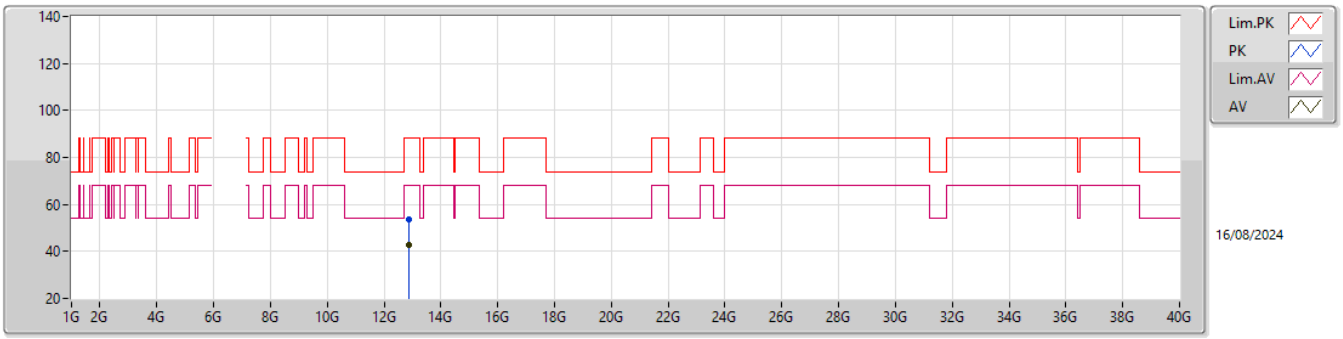

EUT Y_4TX
Setting 40
05-R-G-4

Type	Freq	Level	Limit	Margin	Raw	Dist	Condition	Azimuth	Height	Comment	AF	CL	PA
	(Hz)	(dBuV/m)	(dBuV/m)	(dB)	(dBuV)	(m)		(°)	(m)		(dB)	(dB)	(dB)
PK	12.86745G	53.53	88.20	-34.67	67.58	3	Vertical	84	2.41	-	39.83	11.37	65.25
RMS	12.89135G	42.54	68.20	-25.66	56.52	3	Vertical	84	2.41	-	39.88	11.38	65.24

6.425-6.525GHz_802.11be EHT20-BF_Nss1,(MCS0)_4TX

6435MHz_TX

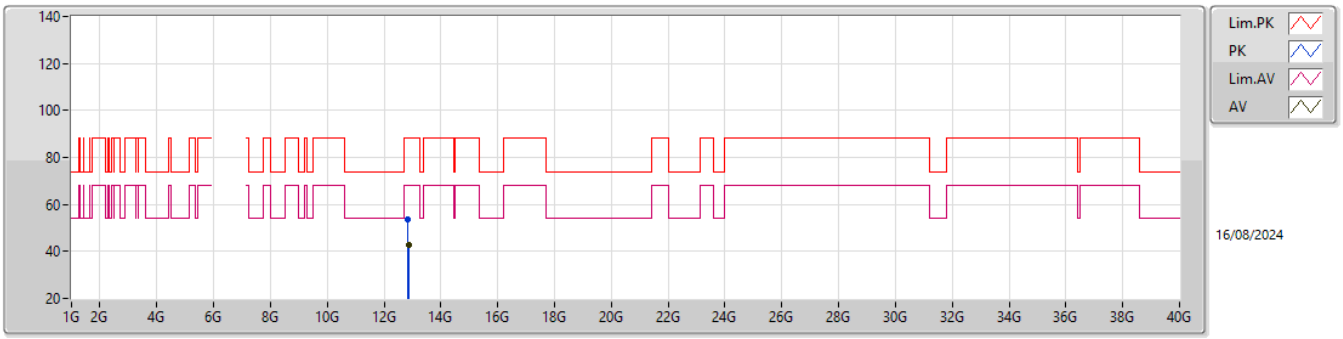

EUT Y_4TX
Setting 40
05-R-G-4

Type	Freq	Level	Limit	Margin	Raw	Dist	Condition	Azimuth	Height	Comment	AF	CL	PA
	(Hz)	(dBuV/m)	(dBuV/m)	(dB)	(dBuV)	(m)		(°)	(m)		(dB)	(dB)	(dB)
PK	12.84505G	53.50	88.20	-34.70	67.59	3	Horizontal	122	2.64	-	39.80	11.36	65.25
RMS	12.8891G	42.61	68.20	-25.59	56.59	3	Horizontal	122	2.64	-	39.88	11.38	65.24

6.425-6.525GHz_802.11be EHT20-BF_Nss1,(MCS0)_4TX

6435MHz_TX

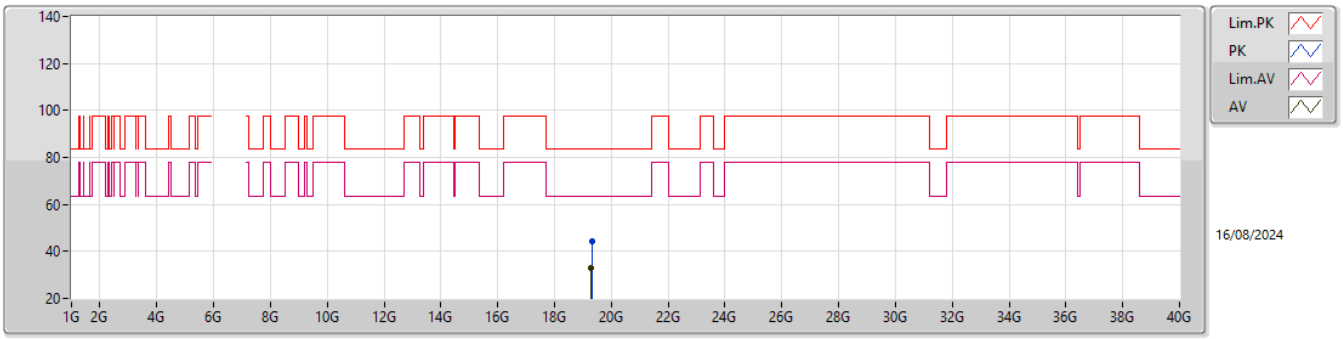

EUT Y_4TX
Setting 40
05-R-G-4

Type	Freq	Level	Limit	Margin	Raw	Dist	Condition	Azimuth	Height	Comment	AF	CL	PA
	(Hz)	(dBuV/m)	(dBuV/m)	(dB)	(dBuV)	(m)		(°)	(m)		(dB)	(dB)	(dB)
PK	19.31112G	44.37	83.54	-39.17	40.73	1	Vertical	230	1.29	-	37.96	15.23	49.55
AV	19.30104G	33.06	63.54	-30.48	29.37	1	Vertical	230	1.29	-	38.00	15.23	49.54

6.425-6.525GHz_802.11be EHT20-BF_Nss1,(MCS0)_4TX

6435MHz_TX

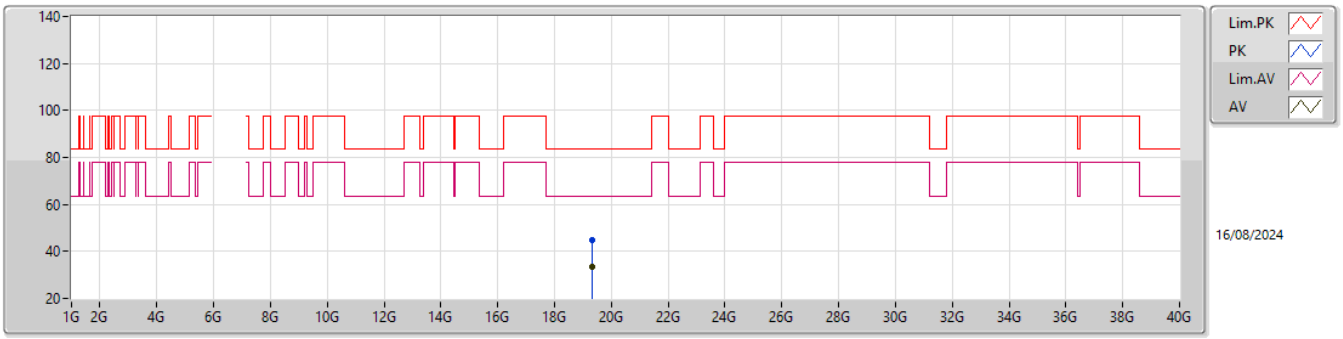

EUT Y_4TX
Setting 40
05-R-G-4

Type	Freq	Level	Limit	Margin	Raw	Dist	Condition	Azimuth	Height	Comment	AF	CL	PA
	(Hz)	(dBuV/m)	(dBuV/m)	(dB)	(dBuV)	(m)		(°)	(m)		(dB)	(dB)	(dB)
PK	19.3104G	44.62	83.54	-38.92	40.98	1	Horizontal	284	2.06	-	37.96	15.23	49.55
AV	19.30584G	33.21	63.54	-30.33	29.55	1	Horizontal	284	2.06	-	37.98	15.23	49.55

6.425-6.525GHz_802.11be EHT20-BF_Nss1,(MCS0)_4TX

6475MHz_TX

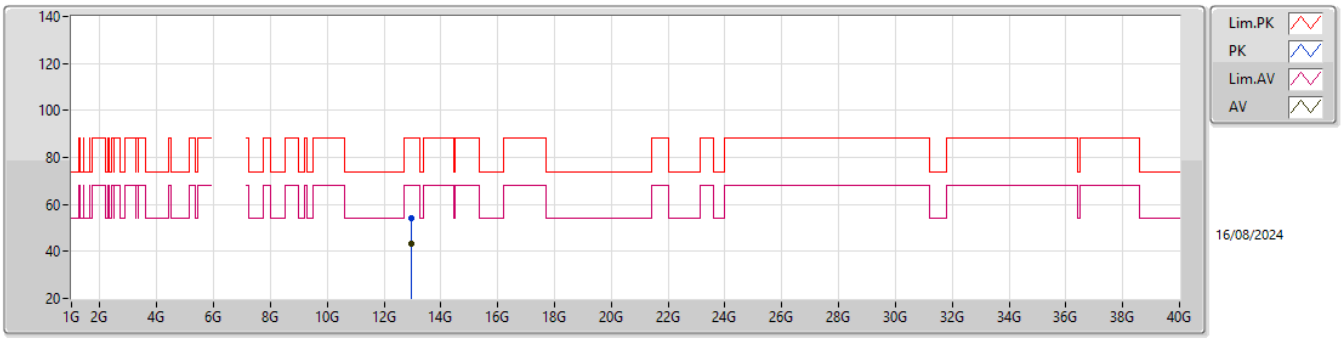

EUT Y_4TX
Setting 38
05-R-G-4

Type	Freq	Level	Limit	Margin	Raw	Dist	Condition	Azimuth	Height	Comment	AF	CL	PA
	(Hz)	(dBuV/m)	(dBuV/m)	(dB)	(dBuV)	(m)		(°)	(m)		(dB)	(dB)	(dB)
PK	12.9794G	54.12	88.20	-34.08	67.94	3	Vertical	100	2.77	-	40.00	11.41	65.23
RMS	12.9801G	43.51	68.20	-24.69	57.33	3	Vertical	100	2.77	-	40.00	11.41	65.23

6.425-6.525GHz_802.11be EHT20-BF_Nss1,(MCS0)_4TX

6475MHz_TX

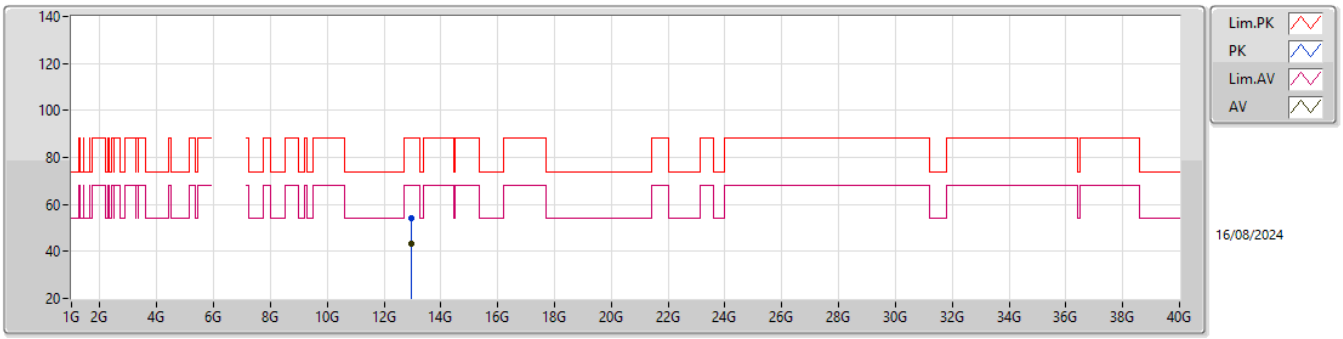

EUT Y_4TX
Setting 38
05-R-G-4

Type	Freq	Level	Limit	Margin	Raw	Dist	Condition	Azimuth	Height	Comment	AF	CL	PA
	(Hz)	(dBuV/m)	(dBuV/m)	(dB)	(dBuV)	(m)		(°)	(m)		(dB)	(dB)	(dB)
PK	12.97107G	53.92	88.20	-34.28	67.74	3	Horizontal	336	1.81	-	40.00	11.41	65.23
RMS	12.97653G	43.39	68.20	-24.81	57.21	3	Horizontal	336	1.81	-	40.00	11.41	65.23

6.425-6.525GHz_802.11be EHT20-BF_Nss1,(MCS0)_4TX

6475MHz_TX

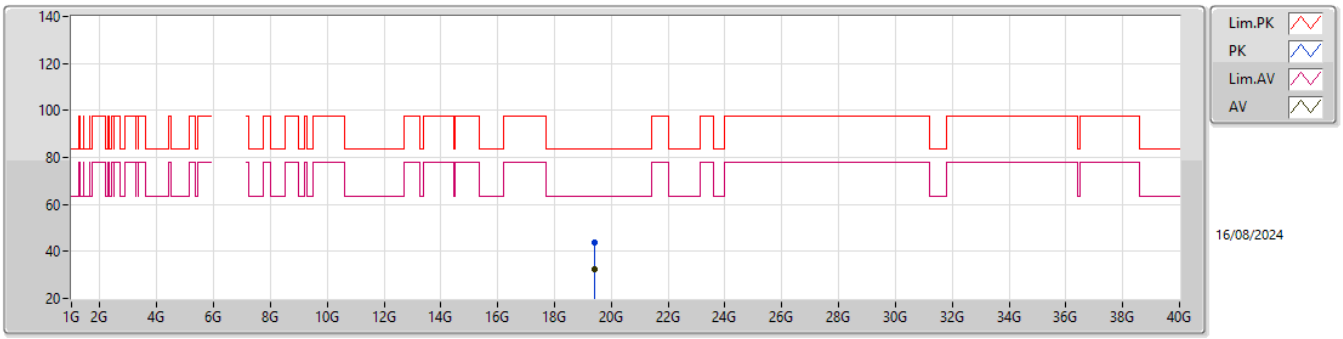

EUT Y_4TX
Setting 38
05-R-G-4

Type	Freq	Level	Limit	Margin	Raw	Dist	Condition	Azimuth	Height	Comment	AF	CL	PA
	(Hz)	(dBuV/m)	(dBuV/m)	(dB)	(dBuV)	(m)		(°)	(m)		(dB)	(dB)	(dB)
PK	19.4169G	43.80	83.54	-39.74	40.26	1	Vertical	342	1.98	-	37.93	15.23	49.62
AV	19.42116G	32.50	63.54	-31.04	28.98	1	Vertical	342	1.98	-	37.92	15.23	49.63

6.425-6.525GHz_802.11be EHT20-BF_Nss1,(MCS0)_4TX

6475MHz_TX

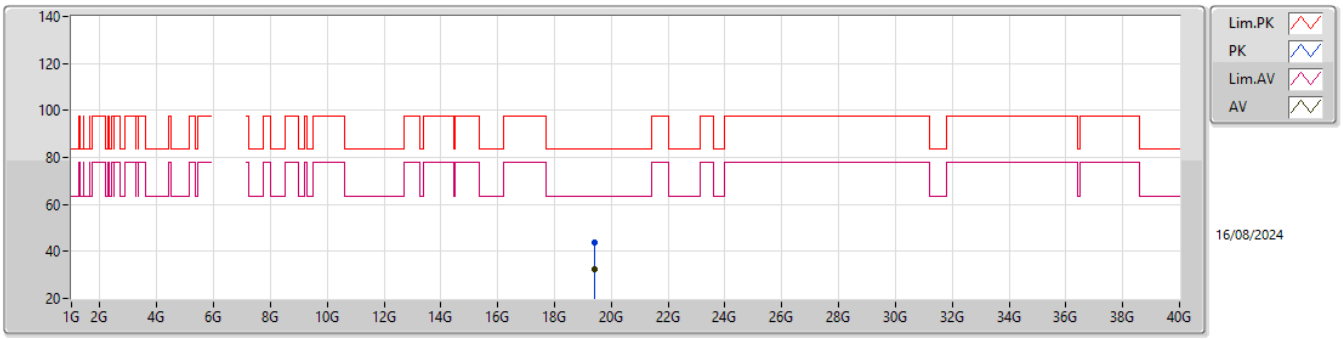

EUT Y_4TX
Setting 38
05-R-G-4

Type	Freq	Level	Limit	Margin	Raw	Dist	Condition	Azimuth	Height	Comment	AF	CL	PA
	(Hz)	(dBuV/m)	(dBuV/m)	(dB)	(dBuV)	(m)		(°)	(m)		(dB)	(dB)	(dB)
PK	19.42347G	43.92	83.54	-39.62	40.41	1	Horizontal	328	2.08	-	37.91	15.23	49.63
AV	19.42316G	32.46	63.54	-31.08	28.95	1	Horizontal	328	2.08	-	37.91	15.23	49.63

6.425-6.525GHz_802.11be EHT20-BF_Nss1,(MCS0)_4TX

6515MHz_TX

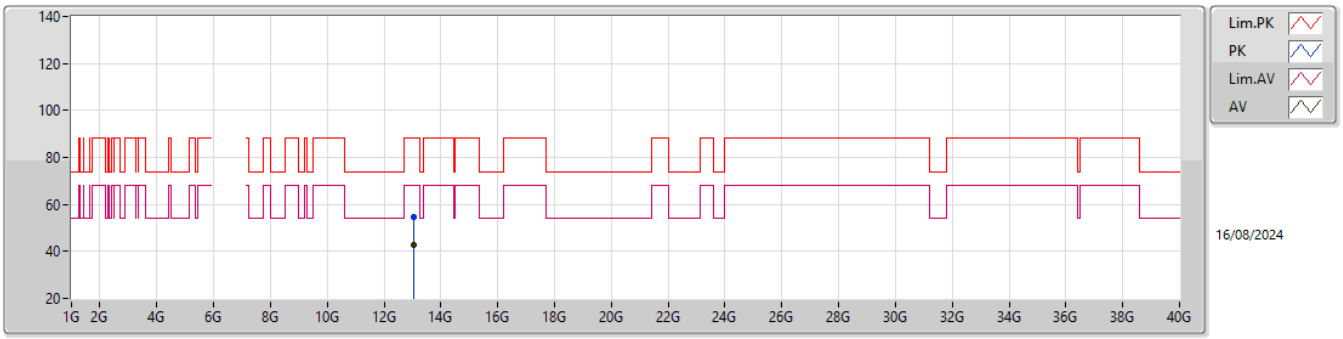

EUT Y_4TX
Setting 40
05-R-G-4

Type	Freq	Level	Limit	Margin	Raw	Dist	Condition	Azimuth	Height	Comment	AF	CL	PA
	(Hz)	(dBuV/m)	(dBuV/m)	(dB)	(dBuV)	(m)		(°)	(m)		(dB)	(dB)	(dB)
PK	13.0508G	54.43	88.20	-33.77	68.33	3	Vertical	209	1.69	-	39.80	11.43	65.13
RMS	13.04455G	42.94	68.20	-25.26	56.83	3	Vertical	209	1.69	-	39.82	11.43	65.14

6.425-6.525GHz_802.11be EHT20-BF_Nss1,(MCS0)_4TX

6515MHz_TX

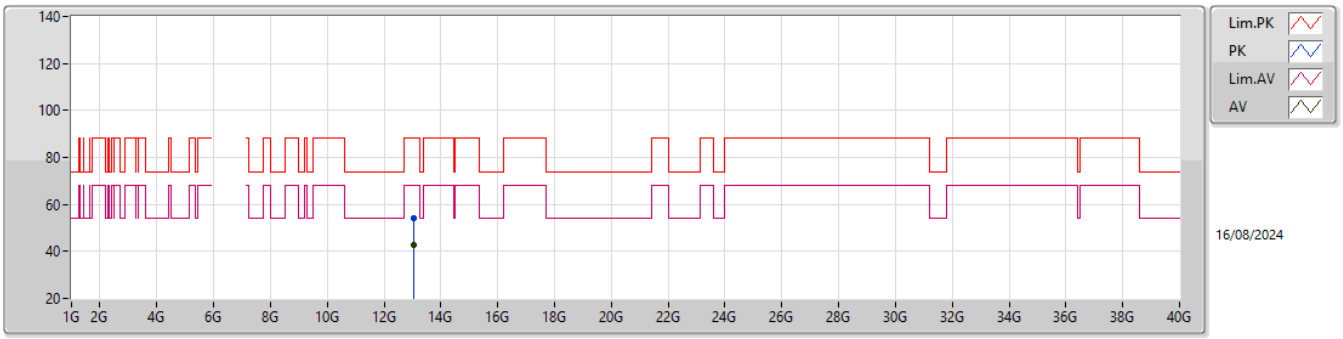

EUT Y_4TX
Setting 40
05-R-G-4

Type	Freq	Level	Limit	Margin	Raw	Dist	Condition	Azimuth	Height	Comment	AF	CL	PA
	(Hz)	(dBuV/m)	(dBuV/m)	(dB)	(dBuV)	(m)		(°)	(m)		(dB)	(dB)	(dB)
PK	13.03585G	54.05	88.20	-34.15	67.92	3	Horizontal	323	1.80	-	39.86	11.43	65.16
RMS	13.0539G	43.01	68.20	-25.19	56.90	3	Horizontal	323	1.80	-	39.81	11.43	65.13

6.425-6.525GHz_802.11be EHT20-BF_Nss1,(MCS0)_4TX

6515MHz_TX

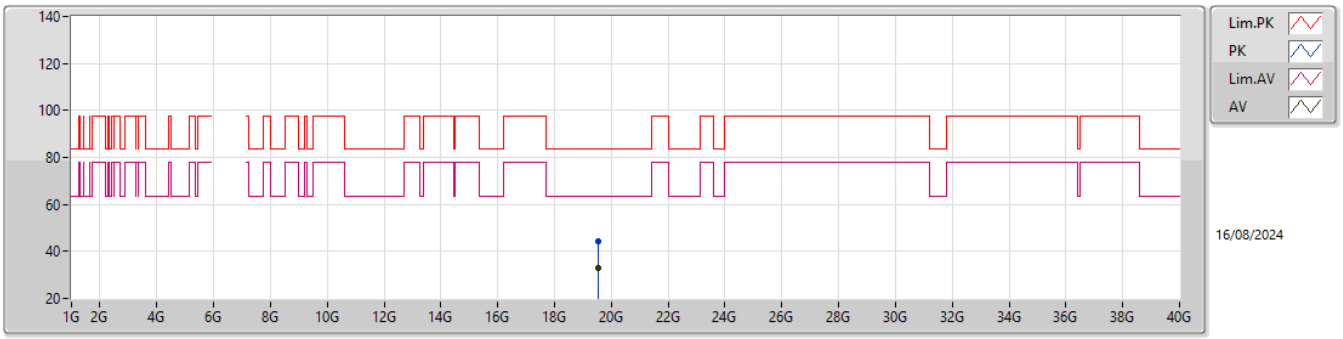

EUT Y_4TX
Setting 40
05-R-G-4

Type	Freq	Level	Limit	Margin	Raw	Dist	Condition	Azimuth	Height	Comment	AF	CL	PA
	(Hz)	(dBuV/m)	(dBuV/m)	(dB)	(dBuV)	(m)		(°)	(m)		(dB)	(dB)	(dB)
PK	19.54516G	44.47	83.54	-39.07	40.80	1	Vertical	29	2.78	-	38.09	15.22	49.64
AV	19.54658G	32.72	63.54	-30.82	29.05	1	Vertical	29	2.78	-	38.09	15.22	49.64

6.425-6.525GHz_802.11be EHT20-BF_Nss1,(MCS0)_4TX

6515MHz_TX

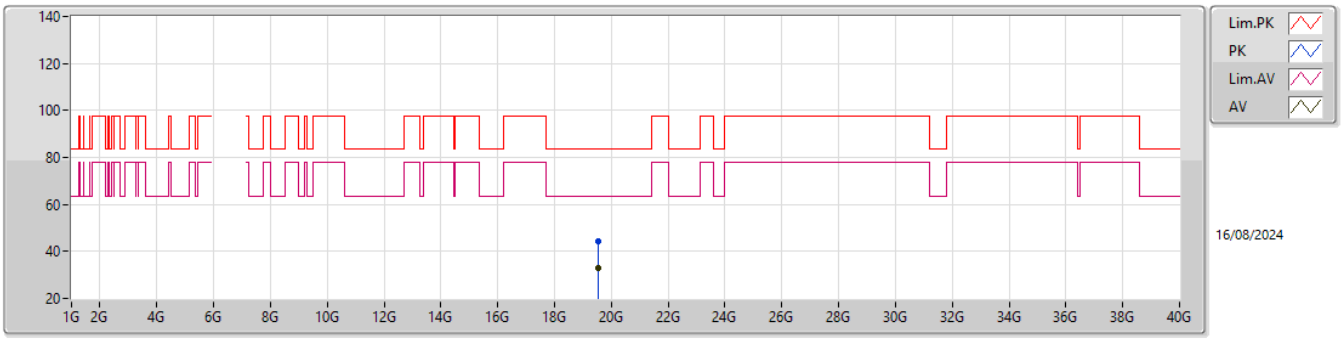

EUT Y_4TX
Setting 40
05-R-G-4

Type	Freq	Level	Limit	Margin	Raw	Dist	Condition	Azimuth	Height	Comment	AF	CL	PA
	(Hz)	(dBuV/m)	(dBuV/m)	(dB)	(dBuV)	(m)		(°)	(m)		(dB)	(dB)	(dB)
PK	19.54138G	44.15	83.54	-39.39	40.50	1	Horizontal	88	2.33	-	38.08	15.22	49.65
AV	19.54481G	32.78	63.54	-30.76	29.11	1	Horizontal	88	2.33	-	38.09	15.22	49.64

6.525-6.875GHz_802.11be EHT20-BF_Nss1,(MCS0)_4TX

6535MHz_TX

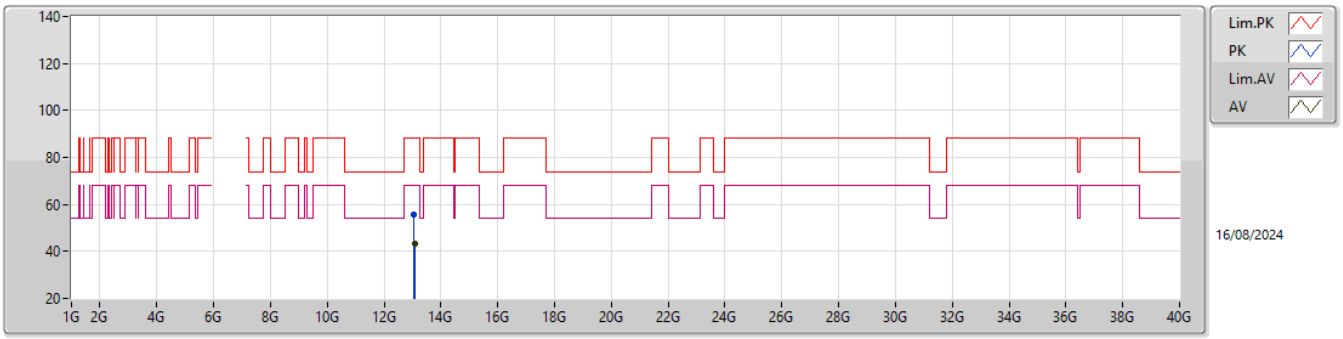

EUT Y_4TX
Setting 38
05-R-G-4

Type	Freq	Level	Limit	Margin	Raw	Dist	Condition	Azimuth	Height	Comment	AF	CL	PA
	(Hz)	(dBuV/m)	(dBuV/m)	(dB)	(dBuV)	(m)		(°)	(m)		(dB)	(dB)	(dB)
PK	13.05885G	55.47	88.20	-32.73	69.33	3	Vertical	69	1.30	-	39.82	11.44	65.12
RMS	13.0915G	43.37	68.20	-24.83	57.09	3	Vertical	69	1.30	-	39.88	11.45	65.05

6.525-6.875GHz_802.11be EHT20-BF_Nss1,(MCS0)_4TX

6535MHz_TX

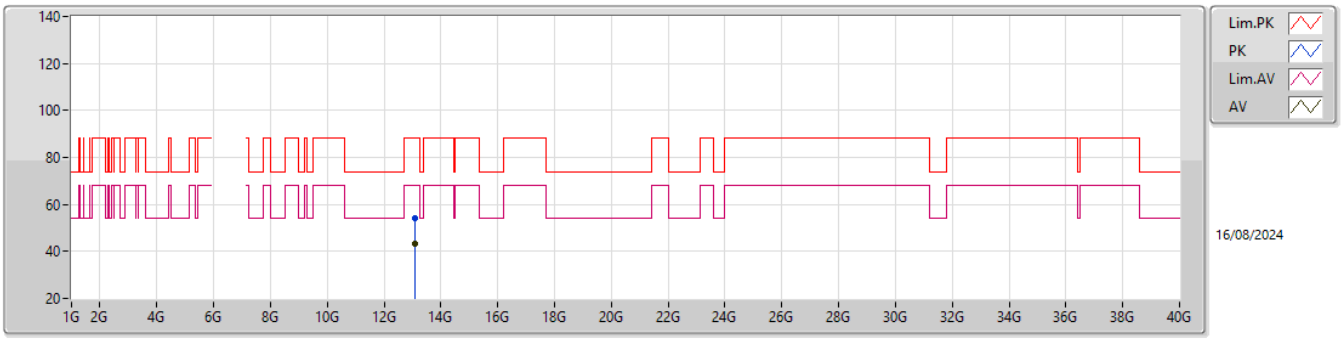

EUT Y_4TX
Setting 38
05-R-G-4

Type	Freq	Level	Limit	Margin	Raw	Dist	Condition	Azimuth	Height	Comment	AF	CL	PA
	(Hz)	(dBuV/m)	(dBuV/m)	(dB)	(dBuV)	(m)		(°)	(m)		(dB)	(dB)	(dB)
PK	13.06975G	54.09	88.20	-34.11	67.90	3	Horizontal	96	2.83	-	39.84	11.44	65.09
RMS	13.09445G	43.52	68.20	-24.68	57.23	3	Horizontal	96	2.83	-	39.89	11.45	65.05

6.525-6.875GHz_802.11be EHT20-BF_Nss1,(MCS0)_4TX

6535MHz_TX

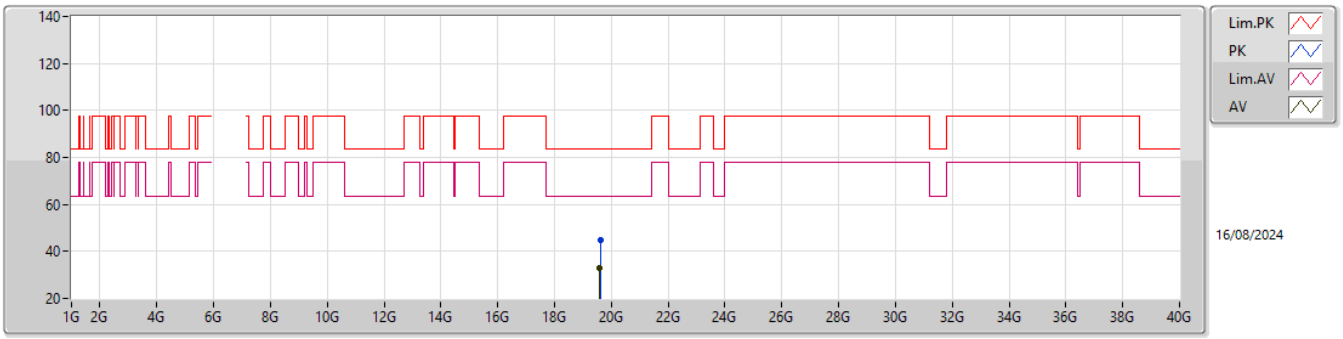

EUT Y_4TX
Setting 38
05-R-G-4

Type	Freq	Level	Limit	Margin	Raw	Dist	Condition	Azimuth	Height	Comment	AF	CL	PA
	(Hz)	(dBuV/m)	(dBuV/m)	(dB)	(dBuV)	(m)		(°)	(m)		(dB)	(dB)	(dB)
PK	19.60789G	44.77	83.54	-38.77	41.29	1	Vertical	336	2.64	-	37.85	15.22	49.59
AV	19.60088G	32.84	63.54	-30.70	29.41	1	Vertical	336	2.64	-	37.81	15.22	49.60

6.525-6.875GHz_802.11be EHT20-BF_Nss1,(MCS0)_4TX

6535MHz_TX

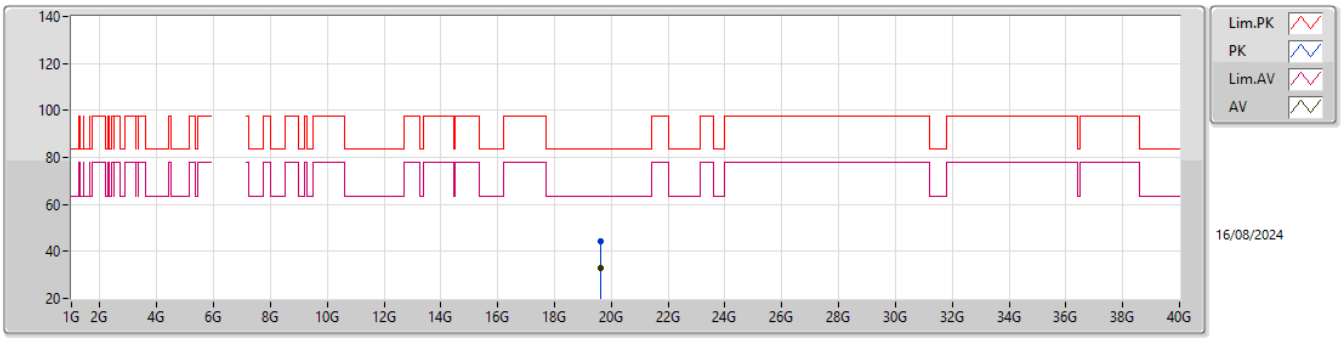

EUT Y_4TX
Setting 38
05-R-G-4

Type	Freq	Level	Limit	Margin	Raw	Dist	Condition	Azimuth	Height	Comment	AF	CL	PA
	(Hz)	(dBuV/m)	(dBuV/m)	(dB)	(dBuV)	(m)		(°)	(m)		(dB)	(dB)	(dB)
PK	19.60505G	44.39	83.54	-39.15	40.93	1	Horizontal	286	2.11	-	37.83	15.22	49.59
AV	19.60427G	32.92	63.54	-30.62	29.46	1	Horizontal	286	2.11	-	37.83	15.22	49.59

6.525-6.875GHz_802.11be EHT20-BF_Nss1,(MCS0)_4TX

6695MHz_TX

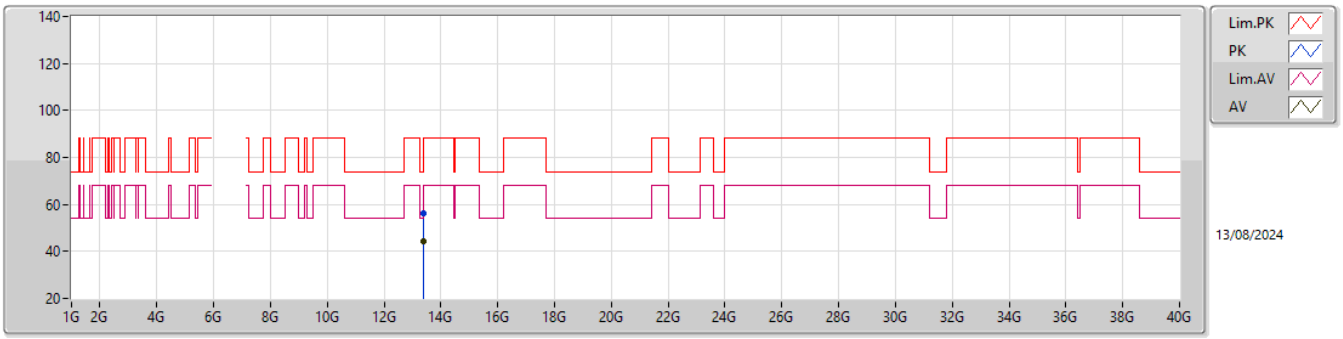

EUT Y_4TX
Setting 26
05-R-G-4

Type	Freq	Level	Limit	Margin	Raw	Dist	Condition	Azimuth	Height	Comment	AF	CL	PA
	(Hz)	(dBuV/m)	(dBuV/m)	(dB)	(dBuV)	(m)		(°)	(m)		(dB)	(dB)	(dB)
PK	13.3684G	56.05	74.00	-17.95	68.67	3	Vertical	333	2.97	-	40.36	11.54	64.52
AV	13.38895G	44.53	54.00	-9.47	57.14	3	Vertical	333	2.97	-	40.32	11.55	64.48

6.525-6.875GHz_802.11be EHT20-BF_Nss1,(MCS0)_4TX

6695MHz_TX

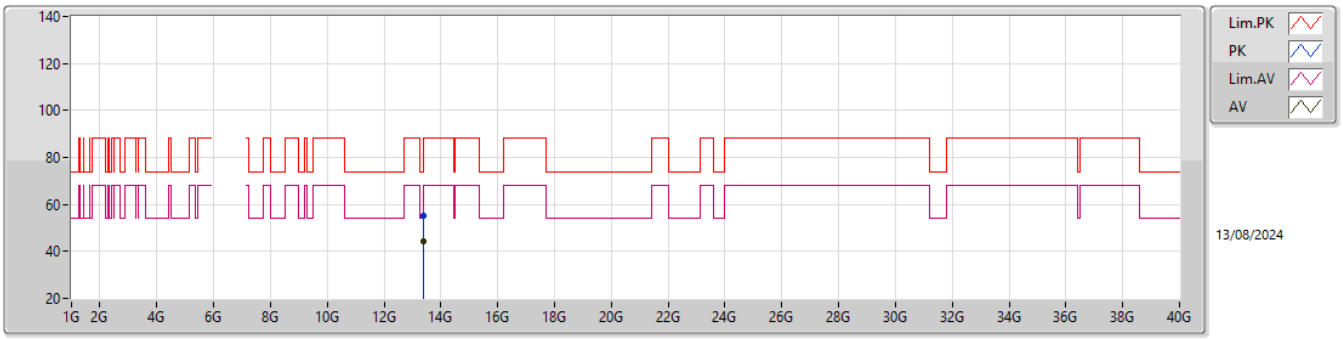

EUT Y_4TX
Setting 26
05-R-G-4

Type	Freq	Level	Limit	Margin	Raw	Dist	Condition	Azimuth	Height	Comment	AF	CL	PA
	(Hz)	(dBuV/m)	(dBuV/m)	(dB)	(dBuV)	(m)		(°)	(m)		(dB)	(dB)	(dB)
PK	13.39135G	55.35	74.00	-18.65	67.95	3	Horizontal	56	1.00	-	40.32	11.55	64.47
AV	13.39255G	44.52	54.00	-9.48	57.13	3	Horizontal	56	1.00	-	40.31	11.55	64.47