FCC Radio Test Report

FCC ID	:	**2AXZJ-CTX0710**
Equipment	:	**Telematics Control Unit**
Brand Name	:	**Lucid USA, Inc**
Model Name	:	**P11-K290G0**
Applicant	:	**Lucid USA, Inc** **Lucid Motors, Inc 7373 Gateway Blvd, Newark, California, United States, 94560**
Manufacturer	:	**Lucid USA, Inc** **Lucid Motors, Inc 7373 Gateway Blvd, Newark, California, United States, 94560**
Standard	:	**47 CFR FCC Part 15.407**

The product was received on May 24, 2021, and testing was started from Jun. 09, 2021 and completed on Jun. 12, 2021. We, SPORTON INTERNATIONAL INC. Hsinhua Laboratory, would like to declare that the tested sample has been evaluated in accordance with the procedures given in ANSI C63.10-2013 and shown compliance with the applicable technical standards.

The test results in this report apply exclusively to the tested model / sample. Without written approval of SPORTON INTERNATIONAL INC. Hsinhua Laboratory, the test report shall not be reproduced except in full.

Approved by: Allen Lin

SPORTON INTERNATIONAL INC. Hsinhua Laboratory

No.52, Huaya 1st Rd., Guishan Dist., Taoyuan City 333411, Taiwan (R.O.C.)

Table of Contents

HISTORY OF THIS TEST REPORT 3

SUMMARY OF TEST RESULT 4

1 GENERAL DESCRIPTION 5

1.1 Information 5
1.2 Testing Applied Standards 8
1.3 Testing Location Information 8
1.4 Measurement Uncertainty 8

2 TEST CONFIGURATION OF EUT 9

2.1 Test Channel Mode 9
2.2 The Worst Case Measurement Configuration 10
2.3 Accessories 11
2.4 Support Equipment 11
2.5 Test Setup Diagram 12

3 TRANSMITTER TEST RESULT 13

3.1 Emission Bandwidth 13
3.2 Maximum Conducted Output Power 14
3.3 Peak Power Spectral Density 16
3.4 Unwanted Emissions 18

4 TEST EQUIPMENT AND CALIBRATION DATA 22

APPENDIX A. TEST RESULTS OF EMISSION BANDWIDTH

APPENDIX B. TEST RESULTS OF MAXIMUM CONDUCTED OUTPUT POWER

APPENDIX C. TEST RESULTS OF PEAK POWER SPECTRAL DENSITY

APPENDIX D. TEST RESULTS OF UNWANTED EMISSIONS

APPENDIX E. TEST PHOTOS

PHOTOGRAPHS OF EUT V01

History of this test report

Report No.	Version	Description	Issued Date
FR152404AN	01	Initial issue of report	Jun. 21, 2021

Summary of Test Result

Report Clause	Ref. Std. Clause	Test Items	Result (PASS/FAIL)	Remark
1.1.2	15.203	Antenna Requirement	PASS	-
-	15.207	AC Power-line Conducted Emissions	Not Required	Only employ battery power.
3.1	15.407(a)	Emission Bandwidth	PASS	-
3.2	15.407(a)	Maximum Conducted Output Power	PASS	-
3.3	15.407(a)	Peak Power Spectral Density	PASS	-
3.4	15.407(b)	Unwanted Emissions	PASS	-

Declaration of Conformity:
The test results with all measurement uncertainty excluded are presented in accordance with the regulation limits or requirements declared by manufacturers.
Comments and explanations:
None

Reviewed by: Sam Tsai
Report Producer: Debby Hung

1 General Description

1.1 Information

1.1.1 RF General Information

Frequency Range (MHz)	IEEE Std. 802.11	Ch. Frequency (MHz)	Channel Number
5150-5250	a, n (HT20), ac (VHT20)	5180-5240	36-48 [4]
5725-5850		5745-5825	149-165 [5]
5150-5250	n (HT40), ac (VHT40)	5190-5230	38-46 [2]
5725-5850		5755-5795	151-159 [2]
5150-5250	ac (VHT80)	5210	42 [1]
5725-5850		5775	155 [1]

Band	Mode	BWch (MHz)	Nant
5.15-5.25GHz	802.11a	20	2TX
5.725-5.85GHz	802.11a	20	2TX
5.15-5.25GHz	802.11ac VHT20	20	2TX
5.725-5.85GHz	802.11ac VHT20	20	2TX
5.15-5.25GHz	802.11ac VHT40	40	2TX
5.725-5.85GHz	802.11ac VHT40	40	2TX
5.15-5.25GHz	802.11ac VHT80	80	2TX
5.725-5.85GHz	802.11ac VHT80	80	2TX

Note:
- 11a, HT20 and HT40 use a combination of OFDM-BPSK, QPSK, 16QAM, 64QAM modulation.
- VHT20, VHT40, VHT80 use a combination of OFDM-BPSK, QPSK, 16QAM, 64QAM, 256QAM modulation.
- BWch is the nominal channel bandwidth.

1.1.2 Antenna Information

Ant.	Brand	Model Name	Antenna Type	Connector
1	Amphenol	L: UDB332-04-000-C	FPC	FARKA
2	Amphenol	R: UDB332-04-100-C	FPC	FARKA
3	Amphenol	L :UDB331-04-000-C-SHT180	FPC	FARKA
4	Amphenol	R: UDB331-04-100-C-SHT180	FPC	FARKA

Ant.	Port	2.4G Gain (dBi)						
		2400	2420	2440	2460	2480	2500	Remark (Note. 1)
1	1	4.07	3.64	2.57	4.07	3.24	3.28	w/o cable
		-0.88	-1.31	-2.38	-0.88	-1.71	-1.67	with cable

Ant.	Port	5G Gain (dBi)							
		5150	5200	5250	5700	5750	5800	5850	Remark (Note. 2)
1~2	1~2	4.04	4.05	3.53	3.52	3.62	4.16	2.26	w/o cable
		-3.35	-3.34	-3.86	-4.36	-4.26	-3.72	-5.62	with cable

Ant.	Port	WWAN 2G/3G Gain (dBi)					
		GSM 850	PCS 1900	WCDMA Band 2	WCDMA Band 4	WCDMA Band 5	Remark (Note. 3)
3~4	1~2	5.41	4.47	4.47	4.2	5.41	w/o cable
		0.57	-0.37	-0.37	-0.64	0.57	with cable

Ant.	Port	WWAN 4G Gain (dBi)						
		LTE Band 2	LTE Band 4/66	LTE Band 5	LTE Band 7	LTE Band 12	LTE Band 13	Remark (Note. 3)
3~4	1~2	4.47	4.2	5.41	1.5	5.7	6.9	w/o cable
		-0.37	-0.64	0.57	-3.34	0.86	2.06	with cable

Note 1: WLAN 2.4G cable loss = 4.95 dB.

Note 2: WLAN 5GHz Band 1 cable loss = 7.39 dB, and 5GHz Band 4 cable loss = 7.88 dB.

Note 3: WWAN cable loss = 4.84 dB.

Note 4: The EUT has four antennas.

For 2.4GHz function:

For IEEE 802.11 b/g/n mode (1TX/1RX)

Ant. 1 (port 1) could transmit/receive.

For 5GHz function:

For IEEE 802.11 a/n/ac mode (2TX/2RX)

Ant. 1 (port 1) and Ant. 2 (port 2) could transmit/receive simultaneously.

For WWAN function (1TX/2RX):

Ant. 3 (port 1) could transmit, and Ant. 3 (port 1) and Ant. 4 (port 2) could receive simultaneously.

1.1.3 EUT Information

Operational Condition				
EUT Power Type	From Battery			
EUT Function	☒	Outdoor AP	☐	Indoor AP
	☐	Fixed P2P AP	☐	Outdoor/Indoor Client
Beamforming Function	☐	With beamforming	☒	Without beamforming

Type of EUT		
☒	Stand-alone	
☐	Combined (EUT where the radio part is fully integrated within another device)	
	Combined Equipment - Brand Name / Model No.:	…
☐	Plug-in radio (EUT intended for a variety of host systems)	
	Host System - Brand Name / Model No.:	
☐	Other:	

1.1.4 Mode Test Duty Cycle

Mode	DC	DCF(dB)	T(s)	VBW(Hz) ≥ 1/T
802.11a_Nss1,(6Mbps)_2TX	0.994	0.03	2.792m	10
802.11ac VHT20_Nss1,(MCS0)_2TX	0.989	0.05	2.348m	10
802.11ac VHT40_Nss1,(MCS0)_2TX	0.978	0.1	1.153m	1k
802.11ac VHT80_Nss1,(MCS0)_2TX	0.964	0.16	555.313u	3k

Note. If DC < 0.98, the DCF was added while measuring Output power and PSD.

1.2 Testing Applied Standards

According to the specifications of the manufacturer, the EUT must comply with the requirements of the following standards:

- 47 CFR FCC Part 15
- ANSI C63.10-2013
- KDB 789033 D02 v02r01

The following reference test guidance is not within the scope of accreditation of TAF:

- KDB 414788 D01 v01r01
- KDB 662911 D01 v02r01

1.3 Testing Location Information

Test Lab.：Sporton International Inc. Hsinhua Laboratory				
☒ Hsinhua (**TAF:** 3785)	**ADD:** No.52, Huaya 1st Rd., Guishan Dist., Taoyuan City 333411, Taiwan (R.O.C.)			
	TEL: 886-3-327-3456		**FAX:** 886-3-327-0973	
Test site Designation No. TW3785 with FCC.				
Test Condition	**Test Site No.**	**Test Engineer**	**Test Environment**	**Test Date**
RF Conducted	TH01-HY	Vivi Jiang	20.1~26.9°C / 52~61%	12/Jun/2021
Radiated	03CH02-HY	Tony Chang	20.6~26.7°C / 51~62%	09/Jun/2021~10/Jun/2021
☐ Wen 33rd.St. (**TAF:** 3785)	**ADD:** No.14-1, Ln. 19, Wen 33rd St., Guishan Dist., Taoyuan City 333010, Taiwan (R.O.C.)			
	TEL: 886-3-318-0787		**FAX:** 886-3-318-0287	
Test site Designation No. TW0008 with FCC.				

1.4 Measurement Uncertainty

ISO/IEC 17025 requires that an estimate of the measurement uncertainties associated with the emissions test results be included in the report. The measurement uncertainties given below are based on a 95% confidence level (based on a coverage factor (k=2)

Test Items	**Uncertainty**	**Remark**
Conducted Emission (150kHz ~ 30MHz)	0.9 dB	Confidence levels of 95%
Radiated Emission (9kHz ~ 30MHz)	2.4 dB	Confidence levels of 95%
Radiated Emission (30MHz ~ 1,000MHz)	3.7 dB	Confidence levels of 95%
Radiated Emission (1GHz ~ 18GHz)	3.6 dB	Confidence levels of 95%
Radiated Emission (18GHz ~ 40GHz)	3.5 dB	Confidence levels of 95%
Conducted Emission	1.0 dB	Confidence levels of 95%
Temperature	0.41 °C	Confidence levels of 95%
Humidity	3.4 %	Confidence levels of 95%

2 Test Configuration of EUT

2.1 Test Channel Mode

Test Software Version	Dos6.1

Mode	Power Setting
802.11a_Nss1,(6Mbps)_2TX	-
5180MHz	18
5200MHz	16
5240MHz	14
5745MHz	16
5785MHz	17
5825MHz	15
802.11ac VHT20_Nss1,(MCS0)_2TX	-
5180MHz	18
5200MHz	18
5240MHz	18
5745MHz	18
5785MHz	18
5825MHz	17
802.11ac VHT40_Nss1,(MCS0)_2TX	-
5190MHz	17
5230MHz	17
5755MHz	17
5795MHz	17
802.11ac VHT80_Nss1,(MCS0)_2TX	-
5210MHz	18
5775MHz	18

2.2 The Worst Case Measurement Configuration

The Worst Case Mode for Following Conformance Tests	
Tests Item	Emission Bandwidth Maximum Conducted Output Power Peak Power Spectral Density
Test Condition	Conducted measurement at transmit chains

The Worst Case Mode for Following Conformance Tests	
Tests Item	Unwanted Emissions
Test Condition	Radiated measurement If EUT consist of multiple antenna assembly (multiple antenna are used in EUT regardless of spatial multiplexing MIMO configuration), the radiated test should be performed with highest antenna gain of each antenna type.
Operating Mode < 1GHz	CTX
1	Battery mode
Operating Mode > 1GHz	CTX
Orthogonal Planes of EUT	**Z Plane**
Worst Planes of EUT	V

The Worst Case Mode for Following Conformance Tests	
Tests Item	Simultaneous Transmission Analysis
Operating Mode	CTX
1	WLAN 2.4G + WWAN 2G/3G/4G
2	WLAN 5G + WWAN 2G/3G/4G
Refer to Sporton Test Report No.: FA0O0705 for Co-location RF Exposure Evaluation.	

2.3 Accessories

Accessories		
DC Power Cable	Signal Line	2.51 meter, non-shielded cable, w/o ferrite core
USB 3.0 Cable	Signal Line	0.5 meter, non-shielded cable, w/o ferrite core
RJ45 Cable	Signal Line	0.5 meter, non-shielded cable, w/o ferrite core
APTIV Cable	Signal Line	15 meter, shielded cable, w/o ferrite core
Antenna Cable (WiFi*2)	Signal Line	5.41 meter, shielded cable, w/o ferrite core
Antenna Cable (LTE L & R)	Signal Line	5.83 meter, shielded cable, w/o ferrite core
GPS Cable	Signal Line	5.16 meter, shielded cable, w/o ferrite core

Reminder: Regarding to more detail and other information, please refer to user manual.

2.4 Support Equipment

Support Equipment – Conducted					
No.	**Equipment**	**Brand Name**	**Model Name**	**FCC ID**	**Remark**
1	Notebook	DELL	E5410	-	-
2	Adapter for NB	DELL	HA65NM130	-	-
3	DC Power Supply	GW	GPS-3030DD	-	-
4	fixture	-	-	-	Client provided

Support Equipment – Radiated					
No.	**Equipment**	**Brand Name**	**Model Name**	**FCC ID**	**Remark**
1	Battery	Panasonic	-	-	-

2.5 Test Setup Diagram

Test Setup Diagram - Radiated Test

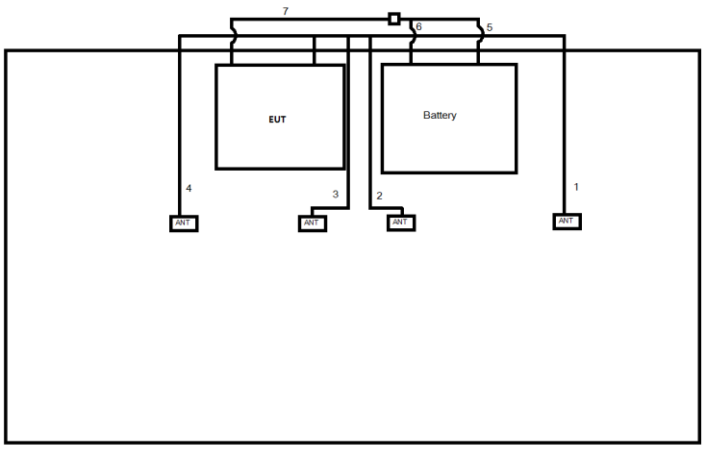

Item	Connection	Shielded	Length
1	Antenna Cable	Yes	5.83
2	Antenna Cable	Yes	5.41
3	Antenna Cable	Yes	5.41
4	Antenna Cable	Yes	5.83
5	DC Power cable(+)	No	1.5
6	DC Power cable(-)	No	1.5
7	DC Power Cable	No	2.51

3 Transmitter Test Result

3.1 Emission Bandwidth

3.1.1 Emission Bandwidth Limit

Emission Bandwidth Limit
UNII Devices
☒ For the 5.15-5.25 GHz band, N/A
☐ For the 5.25-5.35 GHz band, N/A
☐ For the 5.47-5.725 GHz band, N/A
☒ For the 5.725-5.85 GHz band, 6 dB emission bandwidth ≥ 500kHz.

3.1.2 Measuring Instruments

Refer a test equipment and calibration data table in this test report.

3.1.3 Test Procedures

Test Method	
▪ For the emission bandwidth shall be measured using one of the options below:	
	☒ Refer as KDB 789033, clause C for EBW and clause D for OBW measurement.
	☐ Refer as ANSI C63.10, clause 6.9.3 for occupied bandwidth testing.
	☐ Refer as IC RSS-Gen, clause 6.7 for bandwidth testing.

3.1.4 Test Setup

Emission Bandwidth
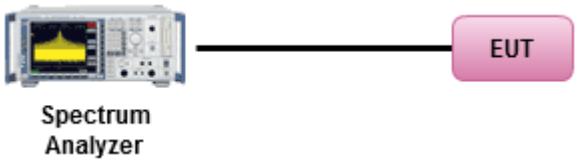

3.1.5 Test Result of Emission Bandwidth

Refer as Appendix A

3.2 Maximum Conducted Output Power

3.2.1 Maximum Conducted Output Power Limit

Maximum Conducted Output Power Limit	
UNII Devices	
☒	For the 5.15-5.25 GHz band:
	▪ Outdoor AP: the maximum conducted output power (P_{Out}) shall not exceed the lesser of 1 W. If G_{TX} > 6 dBi, then P_{Out} = 30 – (G_{TX} – 6). e.i.r.p. at any elevation angle above 30 degrees ≤ 125mW [21dBm]
	▪ Indoor AP: the maximum conducted output power (P_{Out}) shall not exceed the lesser of 1 W. If G_{TX} > 6 dBi, then P_{Out} = 30 – (G_{TX} – 6)
	▪ Point-to-point AP: the maximum conducted output power (P_{Out}) shall not exceed the lesser of 1 W If G_{TX} > 23 dBi, then P_{Out} = 30 – (G_{TX} – 23).
	▪ Mobile or Portable Client: the maximum conducted output power (P_{Out}) shall not exceed the lesser of 250 mW. If G_{TX} > 6 dBi, then P_{Out} = 24 – (G_{TX} – 6).
☐	For the 5.25-5.35 GHz band, the maximum conducted output power (P_{Out}) shall not exceed the lesser of 250 mW or 11 dBm + 10 log B, where B is the 26 dB emission bandwidth in MHz. If G_{TX} > 6 dBi, then P_{Out} = 24 – (G_{TX} – 6).
☐	For the 5.47-5.725 GHz band, the maximum conducted output power (P_{Out}) shall not exceed the lesser of 250 mW or 11 dBm + 10 log B, where B is the 26 dB emission bandwidth in MHz. If G_{TX} > 6 dBi, then P_{Out} = 24 – (G_{TX} – 6).
☒	For the 5.725-5.85 GHz band:
	▪ Point-to-multipoint systems (P2M): the maximum conducted output power (P_{Out}) shall not exceed the lesser of 1 W. If G_{TX} > 6 dBi, then P_{Out} = 30 – (G_{TX} – 6).
	▪ Point-to-point systems (P2P): the maximum conducted output power (P_{Out}) shall not exceed the lesser of 1 W.
P_{Out} = maximum conducted output power in dBm, **G_{TX}** = the maximum transmitting antenna directional gain in dBi.	

3.2.2 Measuring Instruments

Refer a test equipment and calibration data table in this test report.

3.2.3 Test Procedures

Test Method	
▪ Maximum Conducted Output Power	
	Duty cycle ≥ 98%
	☐ Refer as KDB 789033, clause E Method SA-2 (spectral trace averaging).
	Duty cycle < 98%
	☐ Refer as KDB 789033, clause E Method SA-2 Alt. (RMS detection with slow sweep speed)
	Wideband RF power meter and average over on/off periods with duty factor
	☒ Refer as KDB 789033, clause E Method PM (using an RF average power meter).
▪ For conducted measurement.	
	▪ If the EUT supports multiple transmit chains using options given below: Refer as KDB 662911, In-band power measurements. Using the measure-and-sum approach, measured all transmit ports individually. Sum the power (in linear power units e.g., mW) of all ports for each individual sample and save them.
	▪ If multiple transmit chains, EIRP calculation could be following as methods: $P_{total} = P_1 + P_2 + \ldots + P_n$ (calculated in linear unit [mW] and transfer to log unit [dBm]) $EIRP_{total} = P_{total} + DG$

3.2.4 Test Setup

RF Output Power (Power Meter)
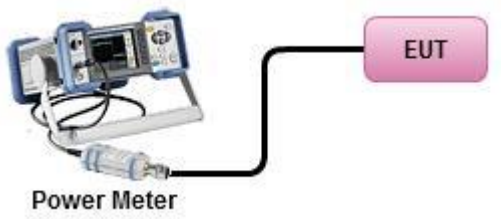

3.2.5 Test Result of Maximum Conducted Output Power

Refer as Appendix B

3.3 Peak Power Spectral Density

3.3.1 Peak Power Spectral Density Limit

Peak Power Spectral Density Limit	
UNII Devices	
☒	For the 5.15-5.25 GHz band:
	▪ Outdoor AP: the peak power spectral density (PPSD) shall not exceed the lesser of 17dBm/MHz. If G_{TX} > 6 dBi, then P_{Out} = 17 – (G_{TX} – 6).
	▪ Indoor AP: the peak power spectral density (PPSD) shall not exceed the lesser of 17dBm/MHz. If G_{TX} > 6 dBi, then P_{Out} = 17 – (G_{TX} – 6).
	▪ Point-to-point AP: the peak power spectral density (PPSD) shall not exceed the lesser of 17dBm/MHz. If G_{TX} > 23 dBi, then P_{Out} = 17 – (G_{TX} – 23).
	▪ Mobile or Portable Client: the peak power spectral density (PPSD) ≤ 11 dBm/MHz. If G_{TX} > 6 dBi, then PPSD= 11 – (G_{TX} – 6)..
☐	For the 5.25-5.35 GHz band, the peak power spectral density (PPSD) ≤ 11 dBm/MHz. If G_{TX} > 6 dBi, then PPSD= 11 – (G_{TX} – 6).
☐	For the 5.47-5.725 GHz band, the peak power spectral density (PPSD) ≤ 11 dBm/MHz. If G_{TX} > 6 dBi, then PPSD= 11 – (G_{TX} – 6).
☒	For the 5.725-5.85 GHz band:
	▪ Point-to-multipoint systems (P2M): the peak power spectral density (PPSD) ≤ 30 dBm/500kHz. If G_{TX} > 6 dBi, then PPSD= 30 – (G_{TX} – 6).
	▪ Point-to-point systems (P2P): the peak power spectral density (PPSD) ≤ 30 dBm/500kHz.
PPSD = peak power spectral density that he same method as used to determine the conducted output power shall be used to determine the power spectral density. And power spectral density in dBm/MHz **G_{TX}** = the maximum transmitting antenna directional gain in dBi.	

3.3.2 Measuring Instruments

Refer a test equipment and calibration data table in this test report.

3.3.3 Test Procedures

Test Method		
▪ Peak power spectral density procedures that the same method as used to determine the conducted output power shall be used to determine the peak power spectral density and use the peak search function on the spectrum analyzer to find the peak of the spectrum. For the peak power spectral density shall be measured using below options:		
	☐ Refer as KDB 789033, F)5) power spectral density can be measured using resolution bandwidths < 1 MHz provided that the results are integrated over 1 MHz bandwidth	
	Duty cycle ≥ 98%	
	☒ Refer as KDB 789033, clause E Method SA-2 (spectral trace averaging).	
	Duty cycle < 98%	
	☒ Refer as KDB 789033, clause E Method SA-2 Alt. (RMS detection with slow sweep speed)	
▪ For conducted measurement.		
	▪ If the EUT supports multiple transmit chains using options given below:	
		▪ Measure and sum the spectra across the outputs. Refer as KDB 662911, In-band power spectral density (PSD). Sample all transmit ports simultaneously using a spectrum analyzer for each transmit port. Where the trace bin-by-bin of each transmit port summing can be performed. (i.e., in the first spectral bin of output 1 is summed with that in the first spectral bin of output 2 and that from the first spectral bin of output 3, and so on up to the NTX output to obtain the value for the first frequency bin of the summed spectrum.). Add up the amplitude (power) values for the different transmit chains and use this as the new data trace.
	▪	If multiple transmit chains, EIRP PPSD calculation could be following as methods: $PPSD_{total} = PPSD_1 + PPSD_2 + \ldots + PPSD_n$ (calculated in linear unit [mW] and transfer to log unit [dBm]) $EIRP_{total} = PPSD_{total} + DG$

3.3.4 Test Setup

Power Spectral Density


3.3.5 Test Result of Peak Power Spectral Density

Refer as Appendix C

3.4 Unwanted Emissions

3.4.1 Transmitter Radiated Unwanted Emissions Limit

Unwanted emissions below 1 GHz and restricted band emissions above 1GHz limit			
Frequency Range (MHz)	**Field Strength (uV/m)**	**Field Strength (dBuV/m)**	**Measure Distance (m)**
0.009~0.490	2400/F(kHz)	48.5 - 13.8	300
0.490~1.705	24000/F(kHz)	33.8 - 23	30
1.705~30.0	30	29	30
30~88	100	40	3
88~216	150	43.5	3
216~960	200	46	3
Above 960	500	54	3

Note 1: Test distance for frequencies at or above 30 MHz, measurements may be performed at a distance other than the limit distance provided they are not performed in the near field and the emissions to be measured can be detected by the measurement equipment. When performing measurements at a distance other than that specified, the results shall be extrapolated to the specified distance using an extrapolation factor of 20 dB/decade (inverse of linear distance for field-strength measurements, inverse of linear distance-squared for power-density measurements).

Note 2: Test distance for frequencies at below 30 MHz, measurements may be performed at a distance closer than the EUT limit distance; however, an attempt should be made to avoid making measurements in the near field. When performing measurements below 30 MHz at a closer distance than the limit distance, the results shall be extrapolated to the specified distance by either making measurements at a minimum of two or more distances on at least one radial to determine the proper extrapolation factor or by using the square of an inverse linear distance extrapolation factor (40 dB/decade). The test report shall specify the extrapolation method used to determine compliance of the EUT.

Note 3: Using the distance of 1m during the test for above 18 GHz, and the test value to correct for the distance factor at 3m.

Un-restricted band emissions above 1GHz Limit	
Operating Band	**Limit**
5.15 - 5.25 GHz	e.i.r.p. -27 dBm [68.2 dBuV/m@3m]
5.25 - 5.35 GHz	e.i.r.p. -27 dBm [68.2 dBuV/m@3m]
5.47 - 5.725 GHz	e.i.r.p. -27 dBm [68.2 dBuV/m@3m]
5.725 - 5.85 GHz	5.650-5700 GHz: e.i.r.p. -27 ~ 10 dBm [68.2 ~ 105.2 dBuV/m@3m] 5.700-5720 GHz: e.i.r.p. 10 ~ 15.6 dBm [105.2 ~ 110.8 dBuV/m@3m] 5.720-5725 GHz: e.i.r.p. 15.6 ~ 27 dBm [110.8 ~ 122.2 dBuV/m@3m] 5.850-5.855 GHz: e.i.r.p. 27 ~ 15.6 dBm [122.2 ~ 110.8 dBuV/m@3m] 5.855-5.875 GHz: e.i.r.p. 15.6 ~ 10 dBm [110.8 ~ 105.2 dBuV/m@3m] 5.875-5.925 GHz: e.i.r.p. 10 ~ -27 dBm [105.2 ~ 68.2dBuV/m@3m] Other un-restricted band: e.i.r.p. -27 dBm [68.2 dBuV/m@3m]

Note 1: Measurements may be performed at a distance other than the limit distance provided they are not performed in the near field and the emissions to be measured can be detected by the measurement equipment. When performing measurements at a distance other than that specified, the results shall be extrapolated to the specified distance using an extrapolation factor of 20 dB/decade (inverse of linear distance for field-strength measurements, inverse of linear distance-squared for power-density measurements).

3.4.2 Measuring Instruments

Refer a test equipment and calibration data table in this test report.

3.4.3 Test Procedures

Test Method		
▪ Measurements may be performed at a distance other than the limit distance provided they are not performed in the near field and the emissions to be measured can be detected by the measurement equipment. Measurements shall not be performed at a distance greater than 30 m for frequencies above 30 MHz, unless it can be further demonstrated that measurements at a distance of 30 m or less are impractical. When performing measurements at a distance other than that specified, the results shall be extrapolated to the specified distance using an extrapolation factor of 20 dB/decade (inverse of linear distance for field-strength measurements, inverse of linear distance-squared for power-density measurements).		
▪ The average emission levels shall be measured in [duty cycle ≥ 98 or duty factor].		
▪ For the transmitter unwanted emissions shall be measured using following options below:		
	▪ Refer as KDB 789033, clause G)2) for unwanted emissions into non-restricted bands.	
	▪ Refer as KDB 789033, clause G)1) for unwanted emissions into restricted bands.	
		☒ Refer as KDB 789033, G)6) Method VB (ANSI C63.10, clause 4.1.4.2.3), Reduced VBW.
		☒ Refer as KDB 789033, clause G)5) (ANSI C63.10, clause 4.1.4.2.2), measurement procedure peak limit.
▪ For radiated measurement.		
	▪ Refer as ANSI C63.10, clause 6.4 for radiated emissions below 30 MHz and test distance is 3m.	
	▪ Refer as ANSI C63.10, clause 6.5 for radiated emissions 30 MHz to 1 GHz and test distance is 3m.	
	▪ Refer as ANSI C63.10, clause 6.6 for radiated emissions above 1GHz.	
▪ The any unwanted emissions level shall not exceed the fundamental emission level.		
▪ All amplitude of spurious emissions that are attenuated by more than 20 dB below the permissible value has no need to be reported.		

▪ Use the following spectrum analyzer settings:	
	▪ Set RBW=100 kHz for f < 1 GHz; VBW=3 * RBW; Sweep = auto; Detector function = peak; Trace = max hold.
	▪ Set RBW = 1 MHz, VBW= 3MHz for f ≥ 1 GHz for peak measurement. For average measurement, refer as 1.1.4.
▪ KDB 414788 Open-Field Test Sites and Chamber Correlation Justification.	
	▪ Based on FCC 15.31(f)(2): measurements may be performed at a distance closer than that specified in regulations; however, an attempt should be made to avoid making measurements in the near field.
	▪ Open-field site and chamber correlation testing had been performed and chamber measured test result is the worst case test result.

3.4.4 Measurement Results Calculation

The measured Level is calculated using:
Corrected Reading: Raw(Read Level) + AF(Antenna Factor) + CL(Cable Loss) - PA(Preamp Factor)

3.4.5 Test Setup

Transmitter Radiated Unwanted Emissions
9kHz ~30MHz
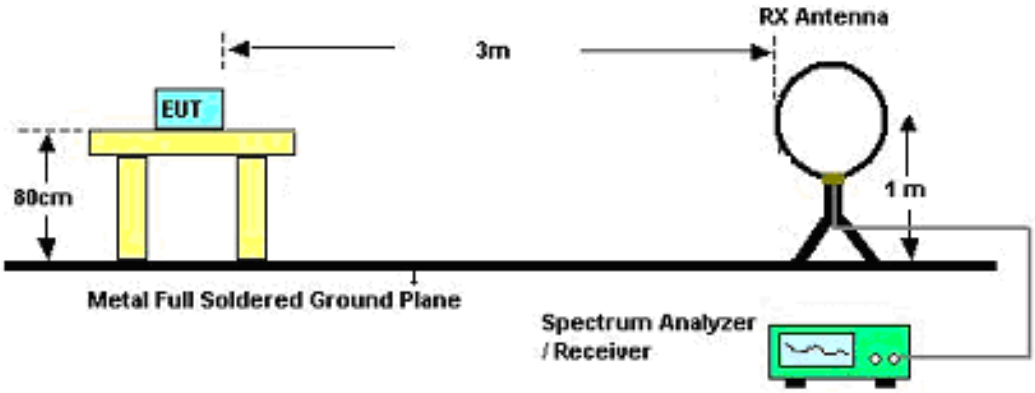
30MHz~1GHz
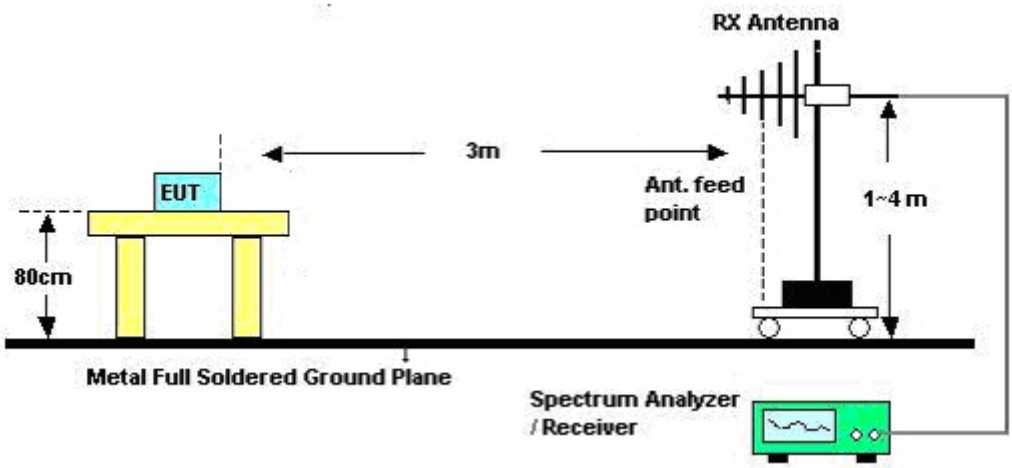

Above 1GHz

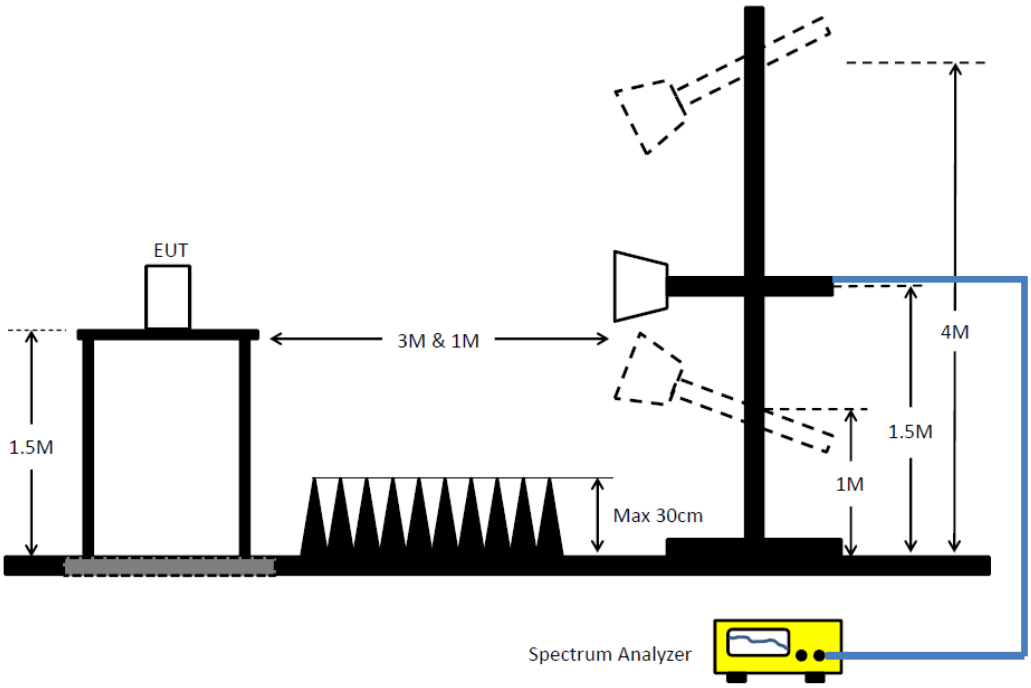

3.4.6 Transmitter Unwanted Emissions (Below 30MHz)

The amplitude of spurious emissions which are attenuated by more than 20dB below the permissible value has no need to be reported.

3.4.7 Test Result of Transmitter Unwanted Emissions

Refer as Appendix D

4 Test Equipment and Calibration Data

Instrument for Conducted Test

Instrument	Manufacturer /Brand	Model No.	Serial No.	Spec.	Calibration Date	Calibration Due Date
Signal Analyzer	R&S	FSV 40	101013	10Hz~40GHz	30/Mar/2021	29/Mar/2022
SMB100A Signal Generator	R&S	SMB100A03	181147	100kHz~40GHz	20/Oct/2020	19/Oct/2021
Pulse Sensor	Anritsu	MA2411B	0917017	300MHz~40GHz	23/Feb/2021	22/Feb/2022
Power Meter	Anritsu	ML2495A	0949003	300MHz~40GHz	23/Feb/2021	22/Feb/2022

Instrument for Radiated Test

Instrument	Manufacturer /Brand	Model No.	Serial No.	Spec.	Calibration Date	Calibration Due Date
3m Semi Anechoic Chamber	SIDT FRANKONIA	SAC-3M	03CH02-HY	30MHz~1GHz 3m	04/Aug/2020	03/Aug/2021
3m Semi Anechoic Chamber	SIDT FRANKONIA	SAC-3M	03CH02-HY	1GHz~18GHz 3m	02/Aug/2020	01/Aug/2021
Signal Analyzer	R&S	FSP40	100593	9kHz~40GHz	12/Mar/2021	11/Mar/2022
Amplifier	Agilent	8447D	2944A11149	100kHz~1.3GHz	30/Jun/2020	29/Jun/2021
Microwave Preamplifier	Agilent	8449B	3008A02373	1GHz~18GHz	23/Oct/2020	22/Oct/2021
Bilog Antenna & 5dB Attenuator	SCHAFFNER / MTJ	CBL 6112B / MTJ6102-05	2723 / 2	30MHz~1GHz	06/Sep/2020	05/Sep/2021
Double ridged Guide Horn Antenna	COM-POWER	AH-118	10094	1GHz~18GHz	08/Jul/2020	07/Jul/2021
RF Cable	MVE	400LL	MVE-1-0802	9kHz~30MHz	05/May/2021	04/May/2022
RF Cable	MVE	400LL	MVE-1-0802	30MHz~1GHz	05/May/2021	04/May/2022
RF Cable-R03m	HUBER+SUHNER	SUCOFLEX104	805193/4+805192/4	1GHz~40GHz	06/Apr/2021	05/Apr/2022
Broadband Horn Antenna	SCHWARZBECK	BBHA 9170	BBHA 9170221	15GHz~40GHz	11/Mar/2021	10/Mar/2022
Microwave Premplifier	EMC INSTRUMENTS	EM18G40G	060604	18GHz~40GHz	09/Mar/2021	08/Mar/2022
Loop Antenna	TESEQ	HLA 6120	31244	9kHz~30MHz	16/Mar/2021	15/Mar/2022
EMI Test Receiver	R&S	ESR3	102052	9kHz~3.6GHz	19/Apr/2021	18/Apr/2022

Summary

Mode	Max-N dB (Hz)	Max-OBW (Hz)	ITU-Code	Min-N dB (Hz)	Min-OBW (Hz)
5.15-5.25GHz	-	-	-	-	-
802.11a_Nss1,(6Mbps)_2TX	24.3M	16.882M	16M9D1D	21.51M	16.642M
802.11ac VHT20_Nss1,(MCS0)_2TX	30.72M	18.081M	18M1D1D	24.24M	17.901M
802.11ac VHT40_Nss1,(MCS0)_2TX	56.28M	36.522M	36M5D1D	39.96M	36.342M
802.11ac VHT80_Nss1,(MCS0)_2TX	131.52M	76.522M	76M5D1D	96.72M	76.042M
5.725-5.85GHz	-	-	-	-	-
802.11a_Nss1,(6Mbps)_2TX	16.35M	16.942M	16M9D1D	16.32M	16.642M
802.11ac VHT20_Nss1,(MCS0)_2TX	17.55M	18.231M	18M2D1D	17.25M	17.991M
802.11ac VHT40_Nss1,(MCS0)_2TX	35.76M	36.702M	36M7D1D	35.22M	36.342M
802.11ac VHT80_Nss1,(MCS0)_2TX	75.12M	76.762M	76M8D1D	75.12M	76.402M

Max-N dB = Maximum 6dB down bandwidth for 5.725-5.85GHz band / Maximum 26dB down bandwidth for other band;
Max-OBW = Maximum 99% occupied bandwidth;
Min-N dB = Minimum 6dB down bandwidth for 5.725-5.85GHz band / Maximum 26dB down bandwidth for other band;
Min-OBW = Minimum 99% occupied bandwidth

Result

Mode	Result	Limit (Hz)	Port 1-N dB (Hz)	Port 1-OBW (Hz)	Port 2-N dB (Hz)	Port 2-OBW (Hz)
802.11a_Nss1,(6Mbps)_2TX	-	-	-	-	-	-
5180MHz	Pass	Inf	24.3M	16.882M	21.54M	16.702M
5200MHz	Pass	Inf	21.72M	16.792M	21.57M	16.642M
5240MHz	Pass	Inf	21.6M	16.642M	21.51M	16.702M
5745MHz	Pass	500k	16.32M	16.762M	16.35M	16.732M
5785MHz	Pass	500k	16.32M	16.942M	16.35M	16.702M
5825MHz	Pass	500k	16.32M	16.822M	16.32M	16.642M
802.11ac VHT20_Nss1,(MCS0)_2TX	-	-	-	-	-	-
5180MHz	Pass	Inf	27.09M	17.961M	24.87M	17.991M
5200MHz	Pass	Inf	30.72M	18.021M	24.81M	17.931M
5240MHz	Pass	Inf	28.11M	18.081M	24.24M	17.901M
5745MHz	Pass	500k	17.55M	18.111M	17.52M	17.991M
5785MHz	Pass	500k	17.49M	18.231M	17.55M	18.081M
5825MHz	Pass	500k	17.25M	18.081M	17.55M	17.991M
802.11ac VHT40_Nss1,(MCS0)_2TX	-	-	-	-	-	-
5190MHz	Pass	Inf	54.42M	36.522M	41.22M	36.402M
5230MHz	Pass	Inf	56.28M	36.522M	39.96M	36.342M
5755MHz	Pass	500k	35.34M	36.702M	35.22M	36.402M
5795MHz	Pass	500k	35.76M	36.582M	35.4M	36.342M
802.11ac VHT80_Nss1,(MCS0)_2TX	-	-	-	-	-	-
5210MHz	Pass	Inf	131.52M	76.522M	96.72M	76.042M
5775MHz	Pass	500k	75.12M	76.762M	75.12M	76.402M

Port X-N dB = Port X 6dB down bandwidth for 5.725-5.85GHz band / 26dB down bandwidth for other band
Port X-OBW = Port X 99% occupied bandwidth

802.11a_Nss1,(6Mbps)_2TX EBW

5180MHz

12/06/2021

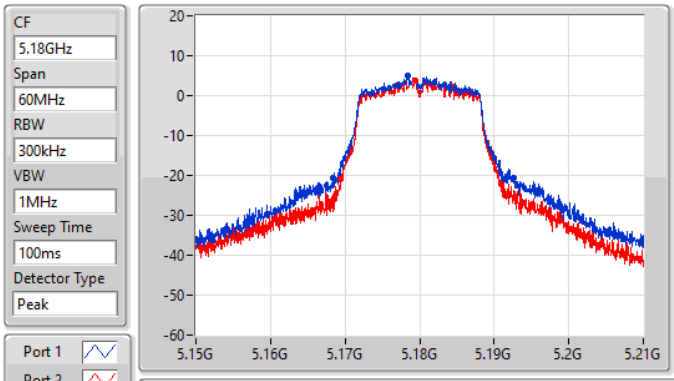

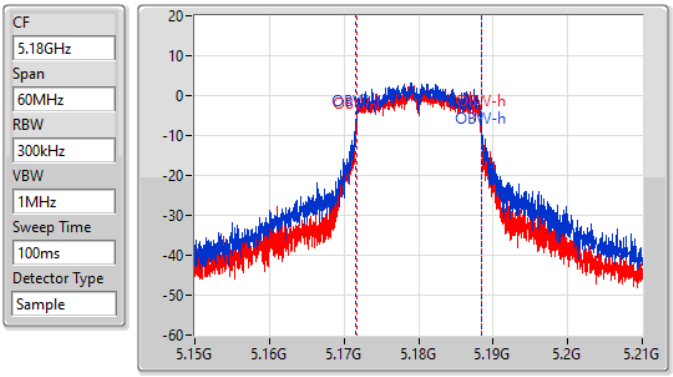

26dB(Hz)	Fl-26dB(Hz)	Fh-26dB(Hz)	OBW(Hz)	Fl-OBW(Hz)	Fh-OBW(Hz)	Limit(Hz)	Port
24.3M	5.16839G	5.19269G	16.882M	5.171574G	5.188456G	Inf	1
21.54M	5.16935G	5.19089G	16.702M	5.171664G	5.188366G	Inf	2

802.11a_Nss1,(6Mbps)_2TX EBW

5200MHz

12/06/2021

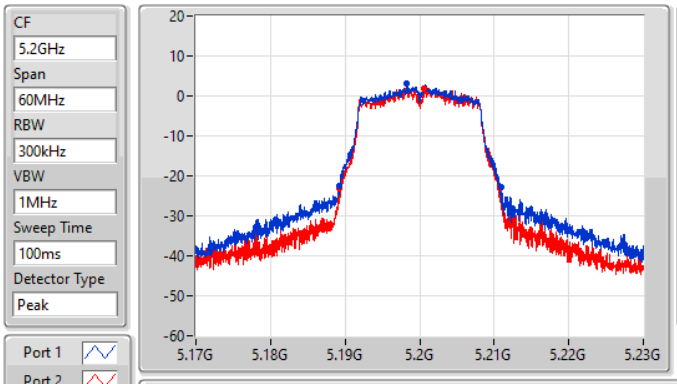

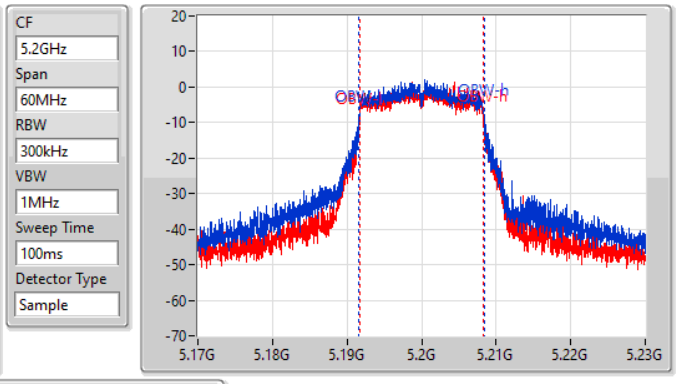

26dB(Hz)	Fl-26dB(Hz)	Fh-26dB(Hz)	OBW(Hz)	Fl-OBW(Hz)	Fh-OBW(Hz)	Limit(Hz)	Port
21.72M	5.18917G	5.21089G	16.792M	5.191604G	5.208396G	Inf	1
21.57M	5.18926G	5.21083G	16.642M	5.191664G	5.208306G	Inf	2

802.11a_Nss1,(6Mbps)_2TX EBW

5240MHz

12/06/2021

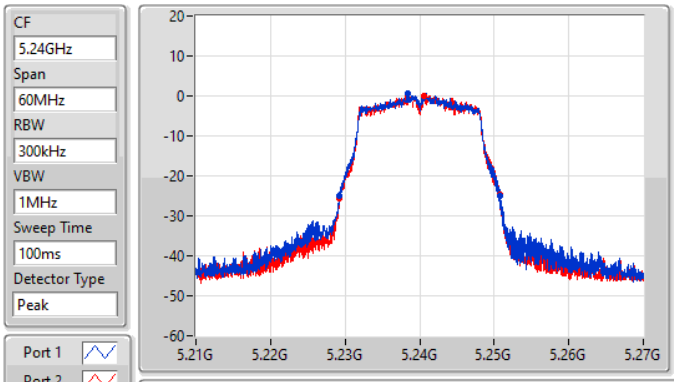

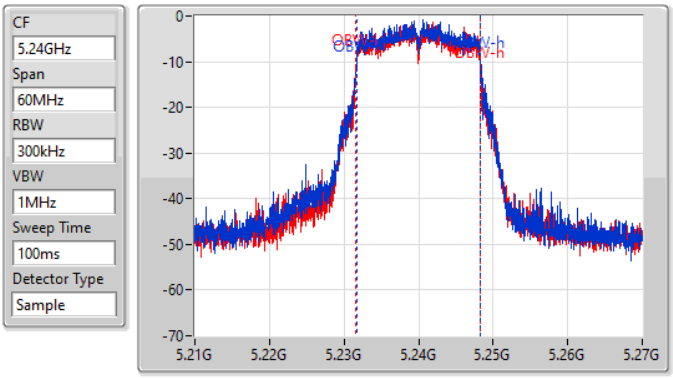

26dB(Hz)	Fl-26dB(Hz)	Fh-26dB(Hz)	OBW(Hz)	Fl-OBW(Hz)	Fh-OBW(Hz)	Limit(Hz)	Port
21.6M	5.22923G	5.25083G	16.642M	5.231694G	5.248336G	Inf	1
21.51M	5.22929G	5.2508G	16.702M	5.231634G	5.248336G	Inf	2

802.11a_Nss1,(6Mbps)_2TX EBW

5745MHz

12/06/2021

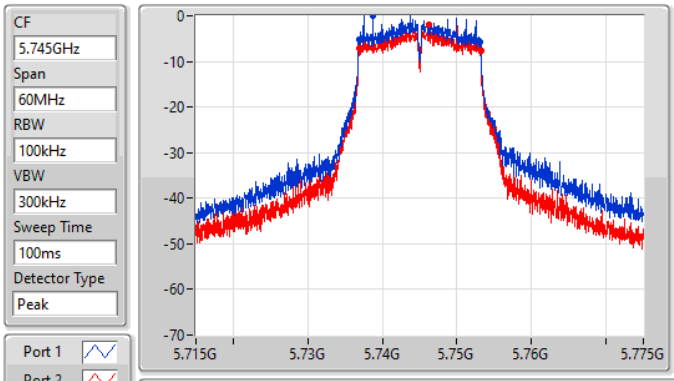

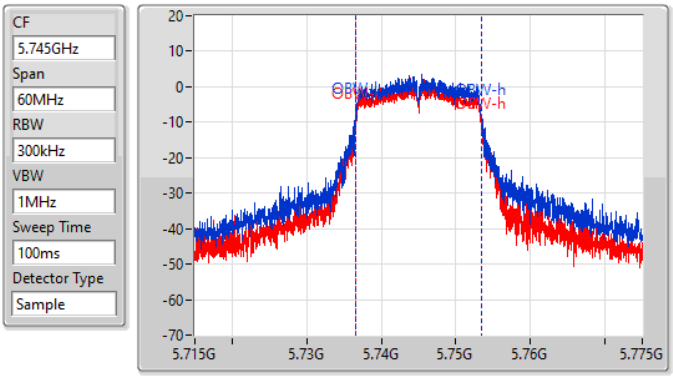

6dB(Hz)	Fl-6dB(Hz)	Fh-6dB(Hz)	OBW(Hz)	Fl-OBW(Hz)	Fh-OBW(Hz)	Limit(Hz)	Port
16.32M	5.73684G	5.75316G	16.762M	5.736604G	5.753366G	500k	1
16.35M	5.73684G	5.75319G	16.732M	5.736634G	5.753366G	500k	2

802.11a_Nss1,(6Mbps)_2TX EBW

5785MHz

12/06/2021

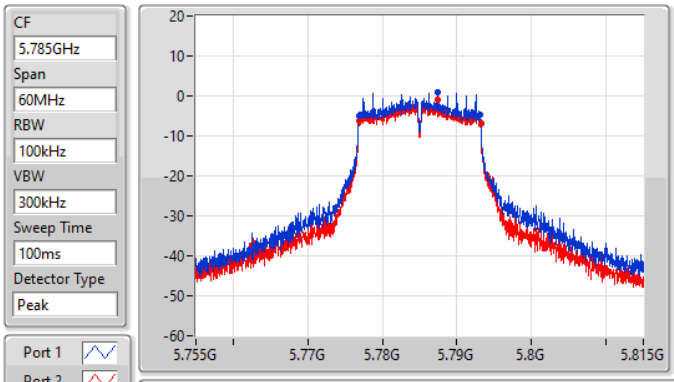

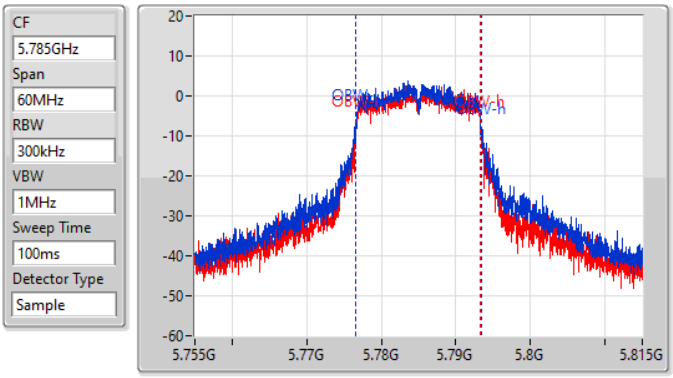

6dB(Hz)	Fl-6dB(Hz)	Fh-6dB(Hz)	OBW(Hz)	Fl-OBW(Hz)	Fh-OBW(Hz)	Limit(Hz)	Port
16.32M	5.77684G	5.79316G	16.942M	5.776514G	5.793456G	500k	1
16.35M	5.77684G	5.79319G	16.702M	5.776634G	5.793336G	500k	2

802.11a_Nss1,(6Mbps)_2TX EBW

5825MHz

12/06/2021

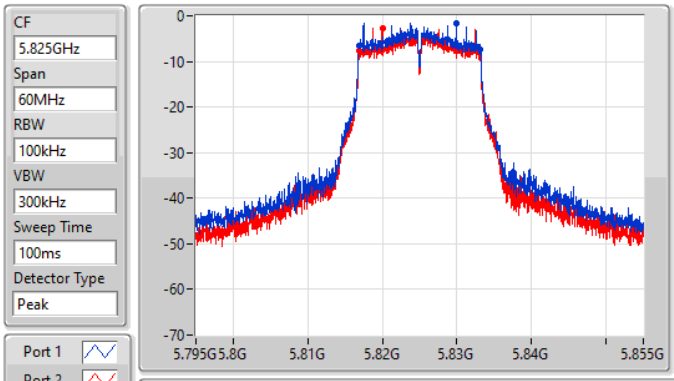

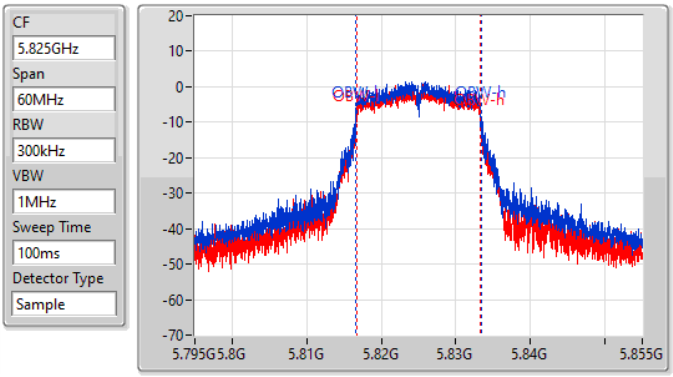

6dB(Hz)	Fl-6dB(Hz)	Fh-6dB(Hz)	OBW(Hz)	Fl-OBW(Hz)	Fh-OBW(Hz)	Limit(Hz)	Port
16.32M	5.81684G	5.83316G	16.822M	5.816574G	5.833396G	500k	1
16.32M	5.81684G	5.83316G	16.642M	5.816664G	5.833306G	500k	2

802.11ac VHT20_Nss1,(MCS0)_2TX EBW

5180MHz

12/06/2021

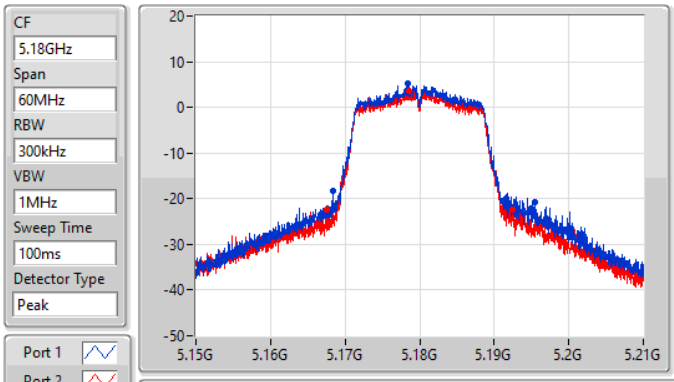

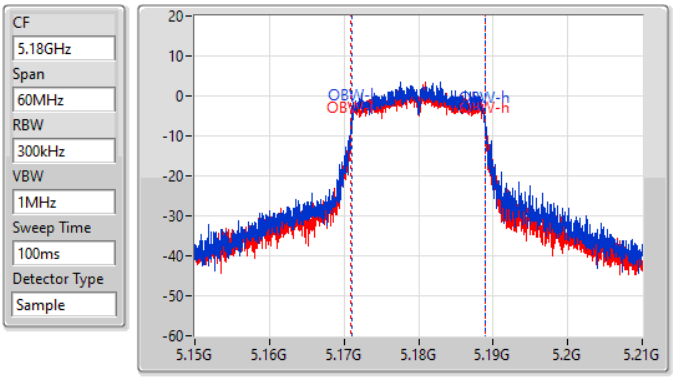

26dB(Hz)	Fl-26dB(Hz)	Fh-26dB(Hz)	OBW(Hz)	Fl-OBW(Hz)	Fh-OBW(Hz)	Limit(Hz)	Port
27.09M	5.16833G	5.19542G	17.961M	5.171004G	5.188966G	Inf	1
24.87M	5.16761G	5.19248G	17.991M	5.170975G	5.188966G	Inf	2

802.11ac VHT20_Nss1,(MCS0)_2TX EBW

5200MHz

12/06/2021

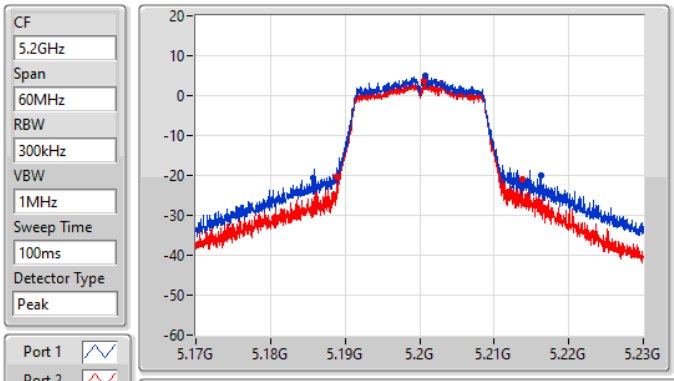

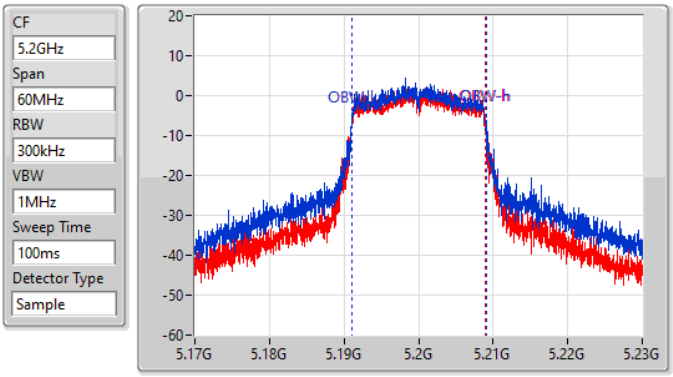

26dB(Hz)	Fl-26dB(Hz)	Fh-26dB(Hz)	OBW(Hz)	Fl-OBW(Hz)	Fh-OBW(Hz)	Limit(Hz)	Port
30.72M	5.18563G	5.21635G	18.021M	5.191004G	5.209025G	Inf	1
24.81M	5.1889G	5.21371G	17.931M	5.191004G	5.208936G	Inf	2

802.11ac VHT20_Nss1,(MCS0)_2TX EBW

5240MHz

12/06/2021

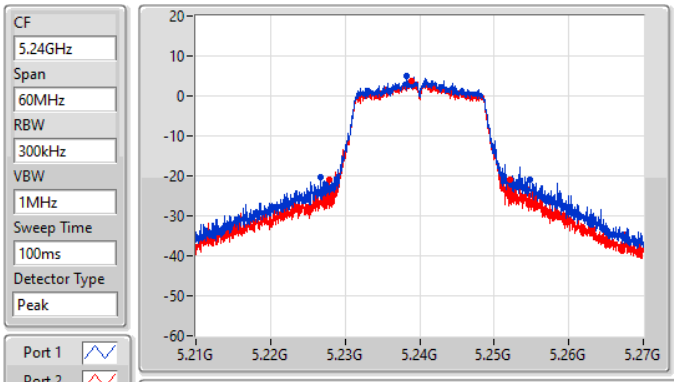

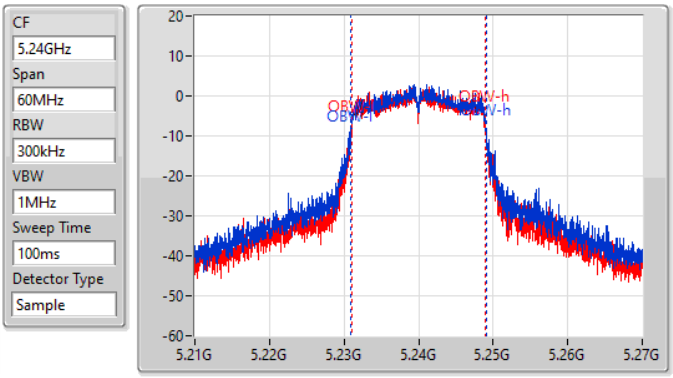

26dB(Hz)	Fl-26dB(Hz)	Fh-26dB(Hz)	OBW(Hz)	Fl-OBW(Hz)	Fh-OBW(Hz)	Limit(Hz)	Port
28.11M	5.22671G	5.25482G	18.081M	5.230945G	5.249025G	Inf	1
24.24M	5.22794G	5.25218G	17.901M	5.231034G	5.248936G	Inf	2

802.11ac VHT20_Nss1,(MCS0)_2TX EBW

5745MHz

12/06/2021

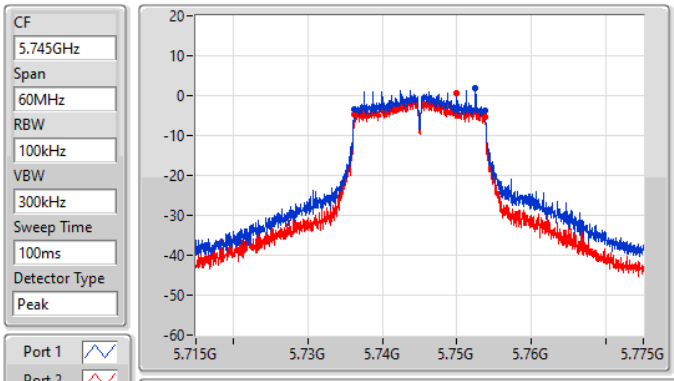

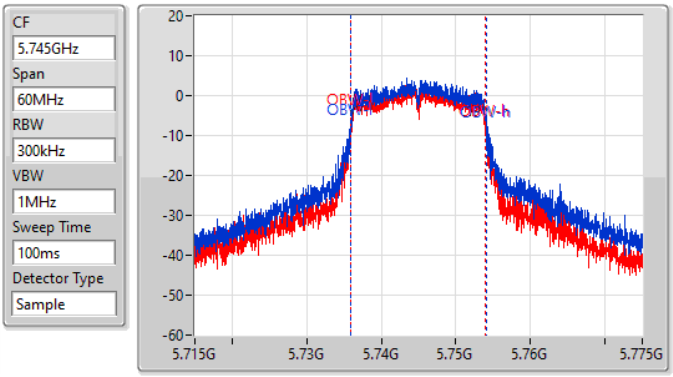

6dB(Hz)	Fl-6dB(Hz)	Fh-6dB(Hz)	OBW(Hz)	Fl-OBW(Hz)	Fh-OBW(Hz)	Limit(Hz)	Port
17.55M	5.73621G	5.75376G	18.111M	5.735975G	5.754085G	500k	1
17.52M	5.73624G	5.75376G	17.991M	5.735975G	5.753966G	500k	2

802.11ac VHT20_Nss1,(MCS0)_2TX EBW

5785MHz

12/06/2021

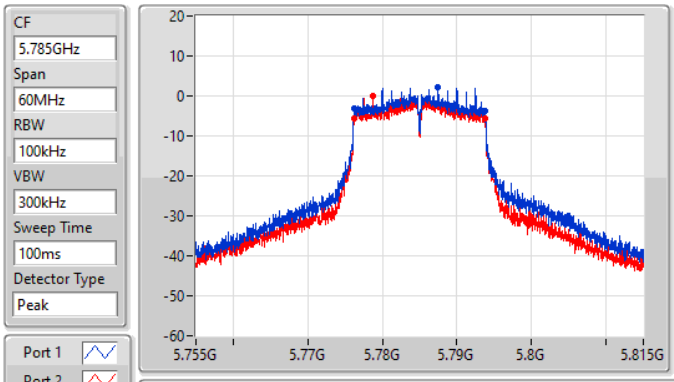

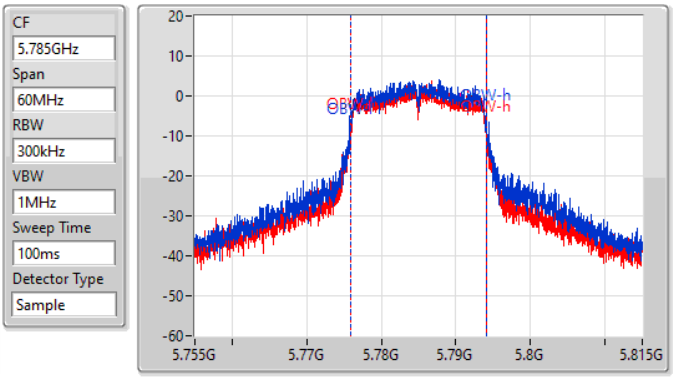

6dB(Hz)	Fl-6dB(Hz)	Fh-6dB(Hz)	OBW(Hz)	Fl-OBW(Hz)	Fh-OBW(Hz)	Limit(Hz)	Port
17.49M	5.77624G	5.79373G	18.231M	5.775855G	5.794085G	500k	1
17.55M	5.77624G	5.79379G	18.081M	5.775945G	5.794025G	500k	2

802.11ac VHT20_Nss1,(MCS0)_2TX EBW

5825MHz

12/06/2021

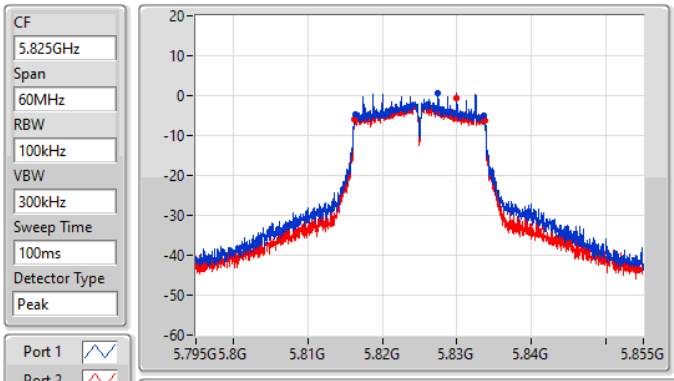

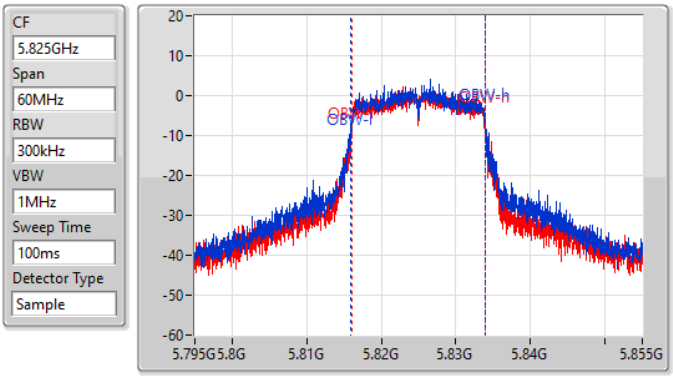

6dB(Hz)	Fl-6dB(Hz)	Fh-6dB(Hz)	OBW(Hz)	Fl-OBW(Hz)	Fh-OBW(Hz)	Limit(Hz)	Port
17.25M	5.81639G	5.83364G	18.081M	5.815915G	5.833996G	500k	1
17.55M	5.81624G	5.83379G	17.991M	5.816004G	5.833996G	500k	2

802.11ac VHT40_Nss1,(MCS0)_2TX EBW

5190MHz

12/06/2021

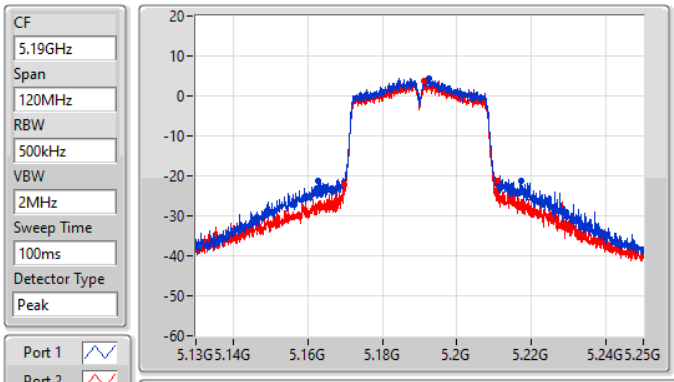

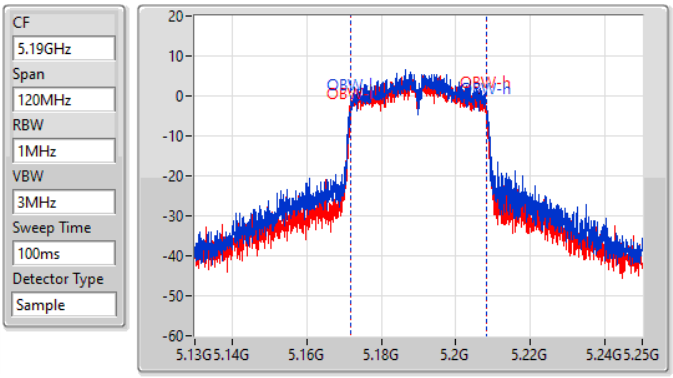

26dB(Hz)	Fl-26dB(Hz)	Fh-26dB(Hz)	OBW(Hz)	Fl-OBW(Hz)	Fh-OBW(Hz)	Limit(Hz)	Port
54.42M	5.16282G	5.21724G	36.522M	5.171709G	5.208231G	Inf	1
41.22M	5.16972G	5.21094G	36.402M	5.171709G	5.208111G	Inf	2

802.11ac VHT40_Nss1,(MCS0)_2TX EBW

5230MHz

12/06/2021

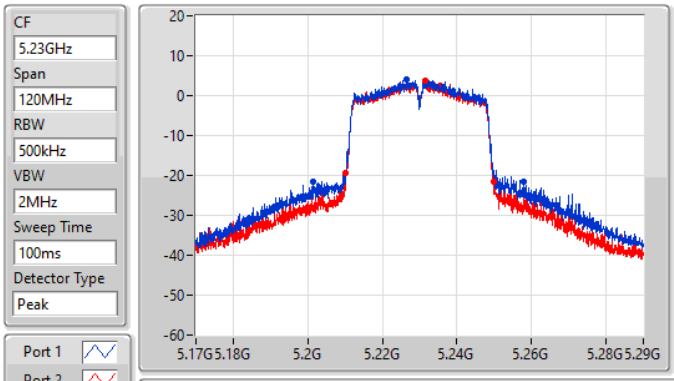

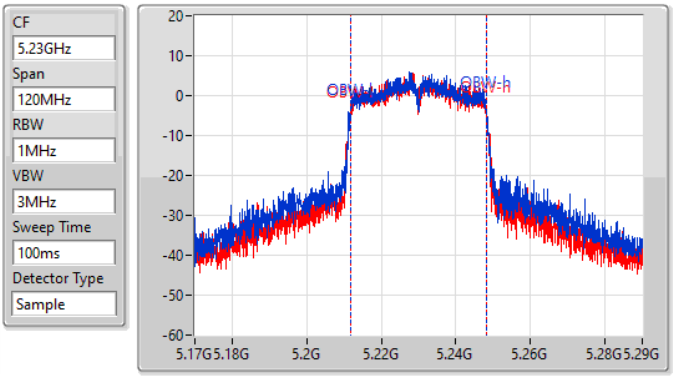

26dB(Hz)	Fl-26dB(Hz)	Fh-26dB(Hz)	OBW(Hz)	Fl-OBW(Hz)	Fh-OBW(Hz)	Limit(Hz)	Port
56.28M	5.20156G	5.25784G	36.522M	5.211649G	5.248171G	Inf	1
39.96M	5.21008G	5.25004G	36.342M	5.211769G	5.248111G	Inf	2

802.11ac VHT40_Nss1,(MCS0)_2TX EBW

5755MHz

12/06/2021

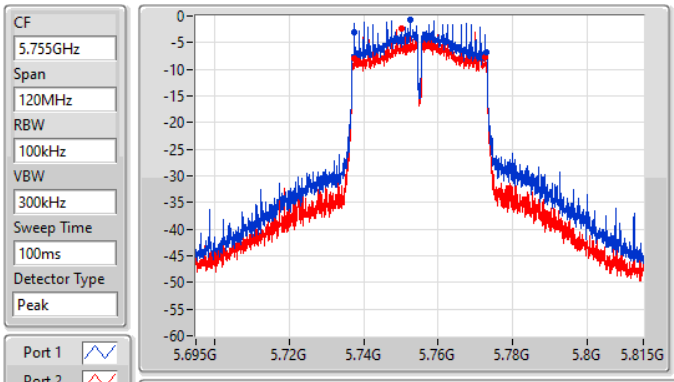

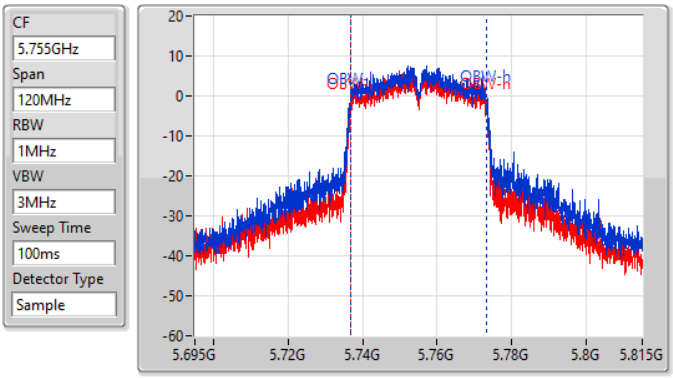

6dB(Hz)	Fl-6dB(Hz)	Fh-6dB(Hz)	OBW(Hz)	Fl-OBW(Hz)	Fh-OBW(Hz)	Limit(Hz)	Port
35.34M	5.73742G	5.77276G	36.702M	5.736649G	5.773351G	500k	1
35.22M	5.73736G	5.77258G	36.402M	5.736769G	5.773171G	500k	2

802.11ac VHT40_Nss1,(MCS0)_2TX EBW

5795MHz

12/06/2021

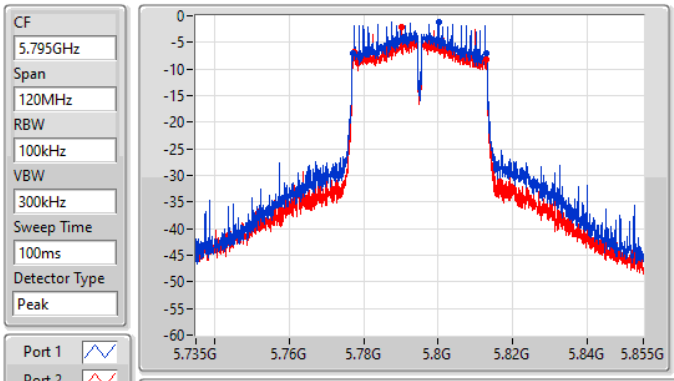

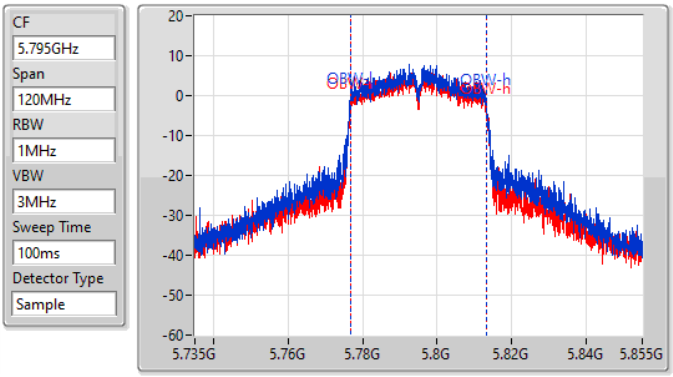

6dB(Hz)	Fl-6dB(Hz)	Fh-6dB(Hz)	OBW(Hz)	Fl-OBW(Hz)	Fh-OBW(Hz)	Limit(Hz)	Port
35.76M	5.77718G	5.81294G	36.582M	5.776649G	5.813231G	500k	1
35.4M	5.77742G	5.81282G	36.342M	5.776829G	5.813171G	500k	2

802.11ac VHT80_Nss1,(MCS0)_2TX EBW

5210MHz

12/06/2021

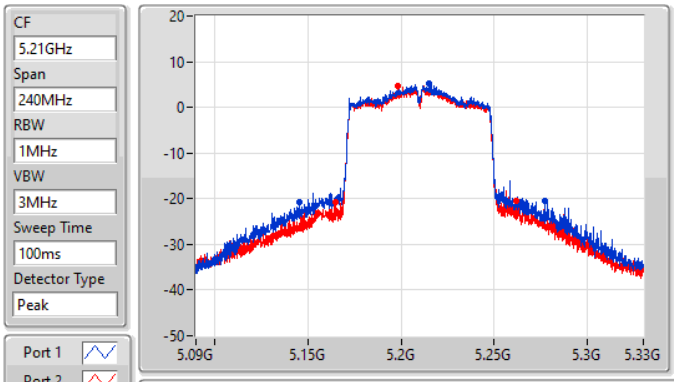

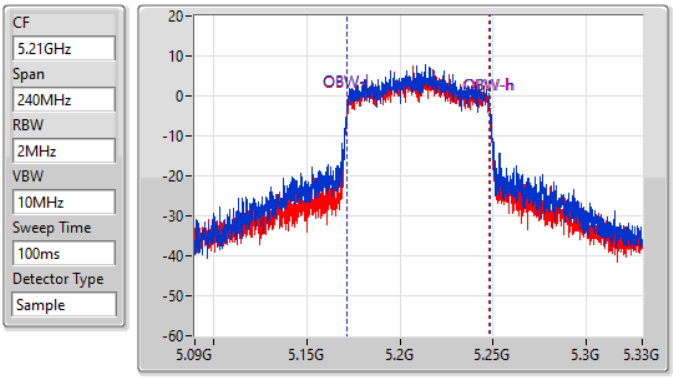

26dB(Hz)	Fl-26dB(Hz)	Fh-26dB(Hz)	OBW(Hz)	Fl-OBW(Hz)	Fh-OBW(Hz)	Limit(Hz)	Port
131.52M	5.14544G	5.27696G	76.522M	5.171619G	5.248141G	Inf	1
96.72M	5.165G	5.26172G	76.042M	5.171859G	5.247901G	Inf	2

802.11ac VHT80_Nss1,(MCS0)_2TX EBW

5775MHz

12/06/2021

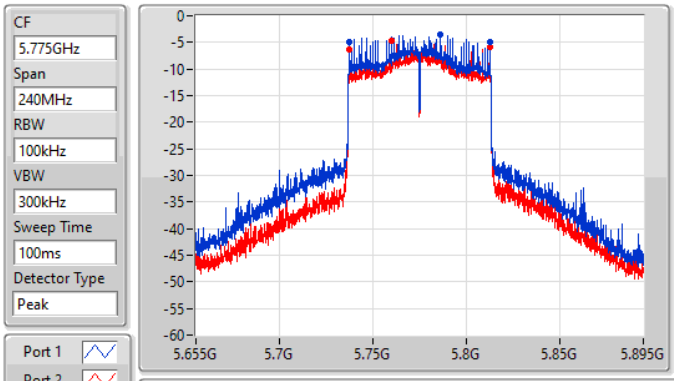

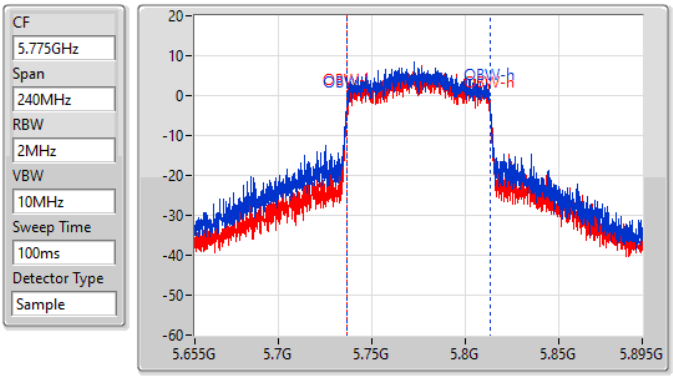

6dB(Hz)	Fl-6dB(Hz)	Fh-6dB(Hz)	OBW(Hz)	Fl-OBW(Hz)	Fh-OBW(Hz)	Limit(Hz)	Port
75.12M	5.73744G	5.81256G	76.762M	5.736499G	5.813261G	500k	1
75.12M	5.73744G	5.81256G	76.402M	5.736739G	5.813141G	500k	2

Summary

Mode	Total Power (dBm)	Total Power (W)	EIRP (dBm)	EIRP (W)
5.15-5.25GHz	-	-	-	-
802.11a_Nss1,(6Mbps)_2TX	14.97	0.03141	11.63	0.01455
802.11ac VHT20_Nss1,(MCS0)_2TX	15.09	0.03228	11.75	0.01496
802.11ac VHT40_Nss1,(MCS0)_2TX	14.47	0.02799	11.13	0.01297
802.11ac VHT80_Nss1,(MCS0)_2TX	15.09	0.03228	11.75	0.01496
5.725-5.85GHz	-	-	-	-
802.11a_Nss1,(6Mbps)_2TX	15.05	0.03199	11.33	0.01358
802.11ac VHT20_Nss1,(MCS0)_2TX	15.97	0.03954	12.21	0.01663
802.11ac VHT40_Nss1,(MCS0)_2TX	15.58	0.03614	11.86	0.01535
802.11ac VHT80_Nss1,(MCS0)_2TX	15.95	0.03936	12.23	0.01671

Result

Mode	Result	DG (dBi)	Port 1 (dBm)	Port 2 (dBm)	Total Power (dBm)	Power Limit (dBm)	EIRP (dBm)	EIRP Limit (dBm)
802.11a_Nss1,(6Mbps)_2TX	-	-	-	-	-	-	-	-
5180MHz	Pass	-3.34	12.57	11.26	14.97	30.00	11.63	36.00
5200MHz	Pass	-3.34	10.53	9.63	13.11	30.00	9.77	36.00
5240MHz	Pass	-3.86	8.40	7.90	11.17	30.00	7.31	36.00
5745MHz	Pass	-4.36	11.82	10.36	14.16	30.00	9.80	36.00
5785MHz	Pass	-3.72	12.51	11.51	15.05	30.00	11.33	36.00
5825MHz	Pass	-3.72	10.94	9.51	13.29	30.00	9.57	36.00
802.11ac VHT20_Nss1,(MCS0)_2TX	-	-	-	-	-	-	-	-
5180MHz	Pass	-3.34	12.64	11.43	15.09	30.00	11.75	36.00
5200MHz	Pass	-3.34	12.50	11.34	14.97	30.00	11.63	36.00
5240MHz	Pass	-3.86	12.12	11.54	14.85	30.00	10.99	36.00
5745MHz	Pass	-4.36	13.58	12.23	15.97	30.00	11.61	36.00
5785MHz	Pass	-3.72	13.54	12.20	15.93	30.00	12.21	36.00
5825MHz	Pass	-3.72	11.97	11.31	14.66	30.00	10.94	36.00
802.11ac VHT40_Nss1,(MCS0)_2TX	-	-	-	-	-	-	-	-
5190MHz	Pass	-3.34	11.94	10.91	14.47	30.00	11.13	36.00
5230MHz	Pass	-3.86	11.65	10.94	14.32	30.00	10.46	36.00
5755MHz	Pass	-4.36	12.98	11.75	15.42	30.00	11.06	36.00
5795MHz	Pass	-3.72	13.14	11.92	15.58	30.00	11.86	36.00
802.11ac VHT80_Nss1,(MCS0)_2TX	-	-	-	-	-	-	-	-
5210MHz	Pass	-3.34	12.38	11.75	15.09	30.00	11.75	36.00
5775MHz	Pass	-3.72	13.58	12.20	15.95	30.00	12.23	36.00

DG = Directional Gain; Port X = Port X output power

Summary

Mode	PD (dBm/RBW)	EIRP PD (dBm/RBW)
5.15-5.25GHz	-	-
802.11a_Nss1,(6Mbps)_2TX	3.32	2.99
802.11ac VHT20_Nss1,(MCS0)_2TX	3.06	2.73
802.11ac VHT40_Nss1,(MCS0)_2TX	-0.36	-0.69
802.11ac VHT80_Nss1,(MCS0)_2TX	-2.85	-3.18
5.725-5.85GHz	-	-
802.11a_Nss1,(6Mbps)_2TX	1.72	1.01
802.11ac VHT20_Nss1,(MCS0)_2TX	2.41	1.70
802.11ac VHT40_Nss1,(MCS0)_2TX	-0.68	-1.56
802.11ac VHT80_Nss1,(MCS0)_2TX	-3.49	-4.20

RBW = 500kHz for 5.725-5.85GHz band / 1MHz for other band;

Result

Mode	Result	DG (dBi)	Port 1 (dBm/RBW)	Port 2 (dBm/RBW)	PD (dBm/RBW)	PD Limit (dBm/RBW)	EIRP PD (dBm/RBW)	EIRP PD Limit (dBm/RBW)
802.11a_Nss1,(6Mbps)_2TX	-	-	-	-	-	-	-	-
5180MHz	Pass	-0.33	0.85	-0.26	3.32	17.00	2.99	23.00
5200MHz	Pass	-0.33	-1.36	-2.32	1.14	17.00	0.81	23.00
5240MHz	Pass	-0.85	-3.53	-4.13	-0.83	17.00	-1.68	23.00
5745MHz	Pass	-1.35	-1.23	-3.03	0.96	30.00	-0.39	36.00
5785MHz	Pass	-0.71	-0.71	-1.85	1.72	30.00	1.01	36.00
5825MHz	Pass	-0.71	-2.36	-3.83	-0.04	30.00	-0.75	36.00
802.11ac VHT20_Nss1,(MCS0)_2TX	-	-	-	-	-	-	-	-
5180MHz	Pass	-0.33	0.56	-0.48	3.06	17.00	2.73	23.00
5200MHz	Pass	-0.33	0.30	-0.60	2.84	17.00	2.51	23.00
5240MHz	Pass	-0.85	0.17	-0.45	2.87	17.00	2.02	23.00
5745MHz	Pass	-1.35	0.03	-1.29	2.36	30.00	1.01	36.00
5785MHz	Pass	-0.71	0.03	-1.30	2.41	30.00	1.70	36.00
5825MHz	Pass	-0.71	-1.57	-2.27	1.08	30.00	0.37	36.00
802.11ac VHT40_Nss1,(MCS0)_2TX	-	-	-	-	-	-	-	-
5190MHz	Pass	-0.33	-2.95	-3.79	-0.36	17.00	-0.69	23.00
5230MHz	Pass	-0.85	-3.27	-3.70	-0.51	17.00	-1.36	23.00
5755MHz	Pass	-1.35	-2.91	-4.58	-0.68	30.00	-2.03	36.00
5795MHz	Pass	-0.71	-3.22	-4.51	-0.85	30.00	-1.56	36.00
802.11ac VHT80_Nss1,(MCS0)_2TX	-	-	-	-	-	-	-	-
5210MHz	Pass	-0.33	-5.57	-6.15	-2.85	17.00	-3.18	23.00
5775MHz	Pass	-0.71	-5.99	-7.01	-3.49	30.00	-4.20	36.00

DG = Directional Gain; RBW = 500kHz for 5.725-5.85GHz band / 1MHz for other band;
PD = trace bin-by-bin of each transmits port summing can be performed maximum power density; Port X = Port X Power Density;

802.11a_Nss1,(6Mbps)_2TX PSD

5180MHz

12/06/2021

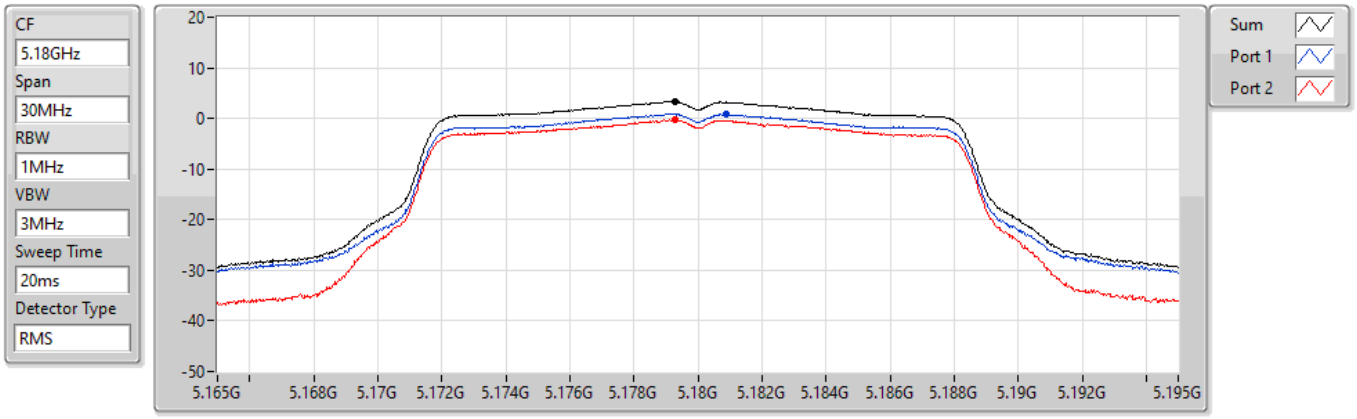

Sum	PD	Port 1	Port 2
(dBm/RBW)	(dBm/RBW)	(dBm/RBW)	(dBm/RBW)
3.32	3.32	0.85	-0.26

802.11a_Nss1,(6Mbps)_2TX PSD

5200MHz

12/06/2021

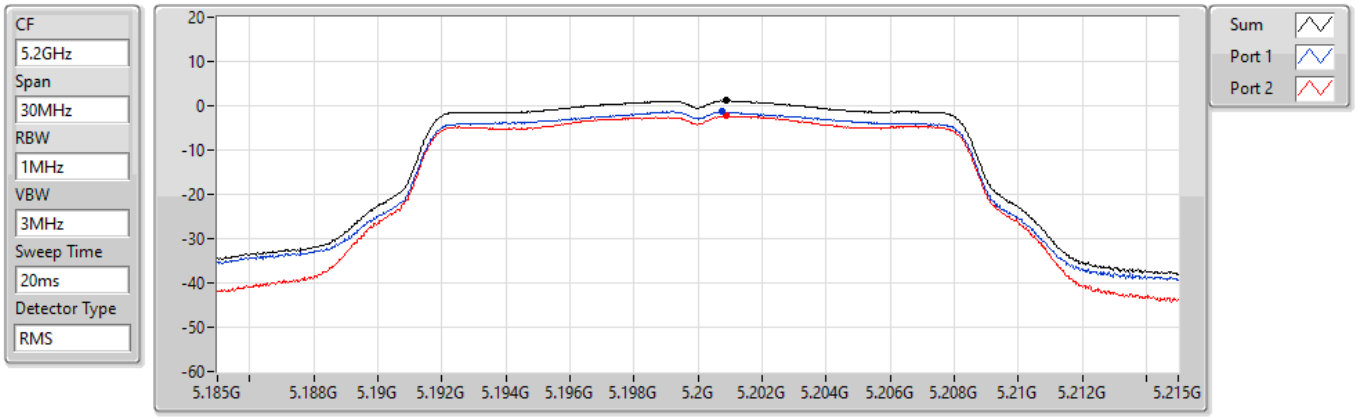

Sum	PD	Port 1	Port 2
(dBm/RBW)	(dBm/RBW)	(dBm/RBW)	(dBm/RBW)
1.14	1.14	-1.36	-2.32

802.11a_Nss1,(6Mbps)_2TX PSD

5240MHz

12/06/2021

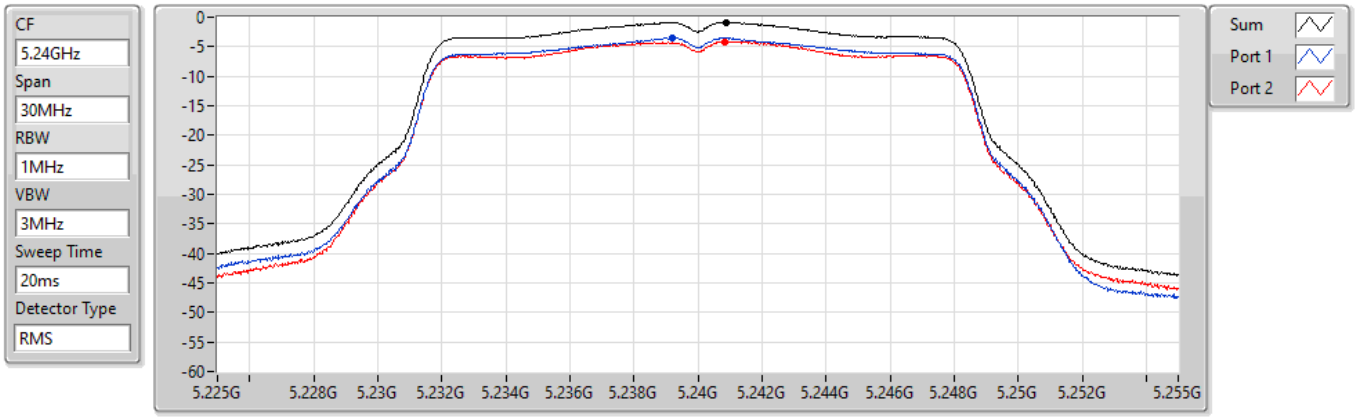

Sum	PD	Port 1	Port 2
(dBm/RBW)	(dBm/RBW)	(dBm/RBW)	(dBm/RBW)
-0.83	-0.83	-3.53	-4.13

802.11a_Nss1,(6Mbps)_2TX PSD

5745MHz

12/06/2021

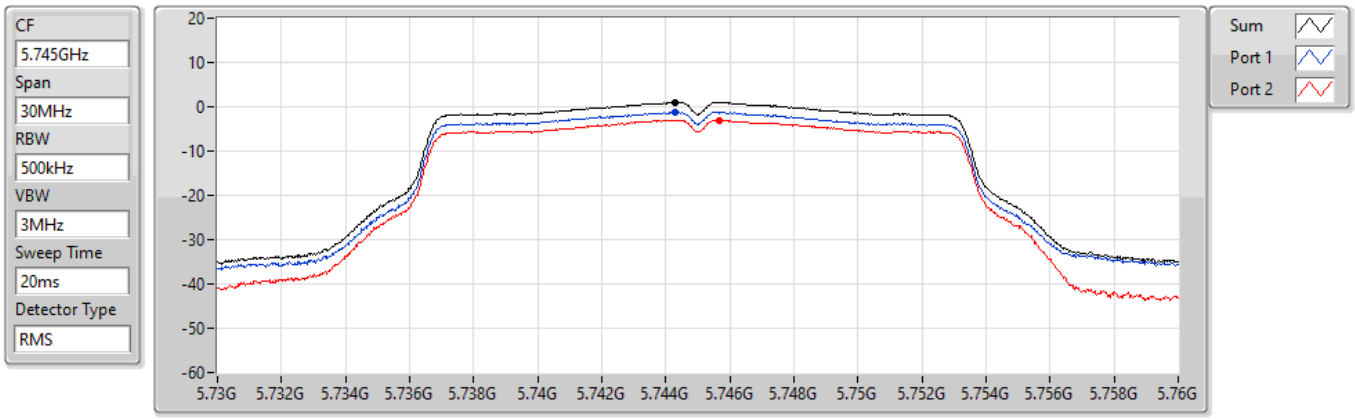

Sum	PD	Port 1	Port 2
(dBm/RBW)	(dBm/RBW)	(dBm/RBW)	(dBm/RBW)
0.96	0.96	-1.23	-3.03

802.11a_Nss1,(6Mbps)_2TX PSD

5785MHz

12/06/2021

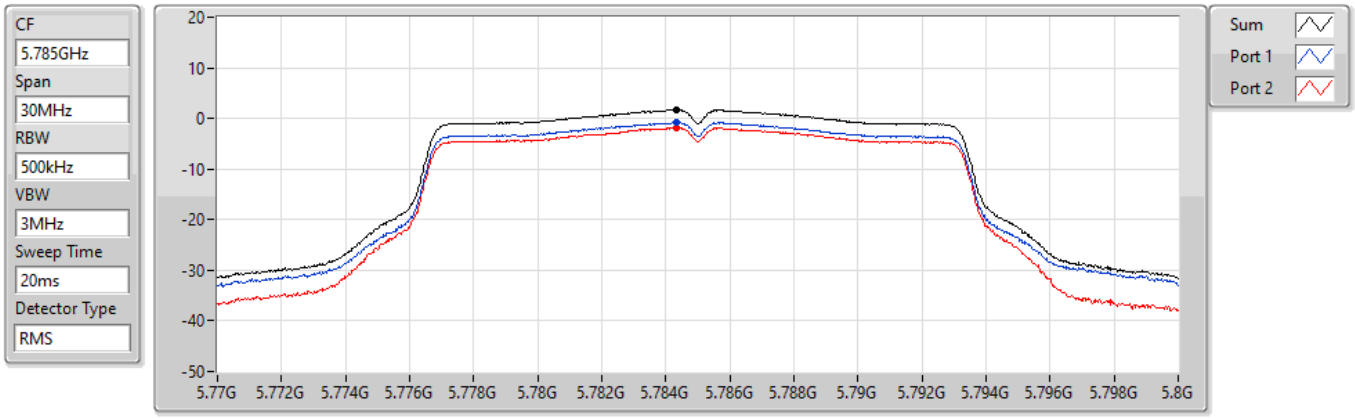

Sum	PD	Port 1	Port 2
(dBm/RBW)	(dBm/RBW)	(dBm/RBW)	(dBm/RBW)
1.72	1.72	-0.71	-1.85

802.11a_Nss1,(6Mbps)_2TX PSD

5825MHz

12/06/2021

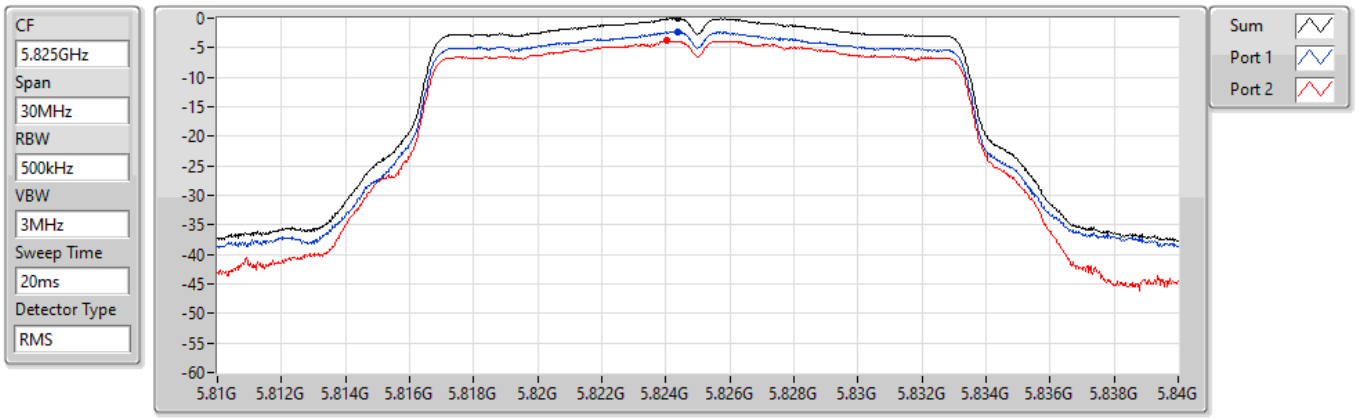

Sum	PD	Port 1	Port 2
(dBm/RBW)	(dBm/RBW)	(dBm/RBW)	(dBm/RBW)
-0.04	-0.04	-2.36	-3.83

802.11ac VHT20_Nss1,(MCS0)_2TX PSD

5180MHz

12/06/2021

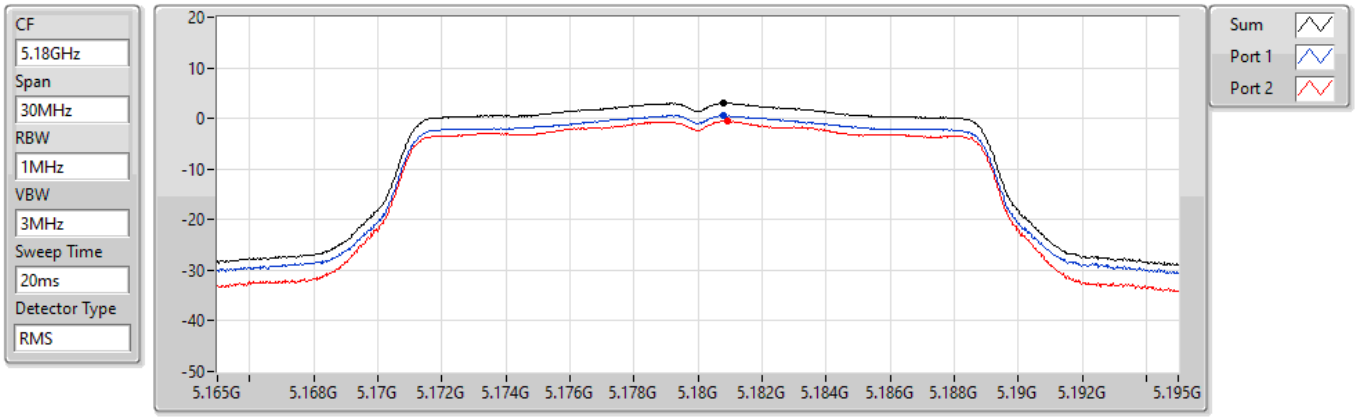

Sum	PD	Port 1	Port 2
(dBm/RBW)	(dBm/RBW)	(dBm/RBW)	(dBm/RBW)
3.06	3.06	0.56	-0.48

802.11ac VHT20_Nss1,(MCS0)_2TX PSD

5200MHz

12/06/2021

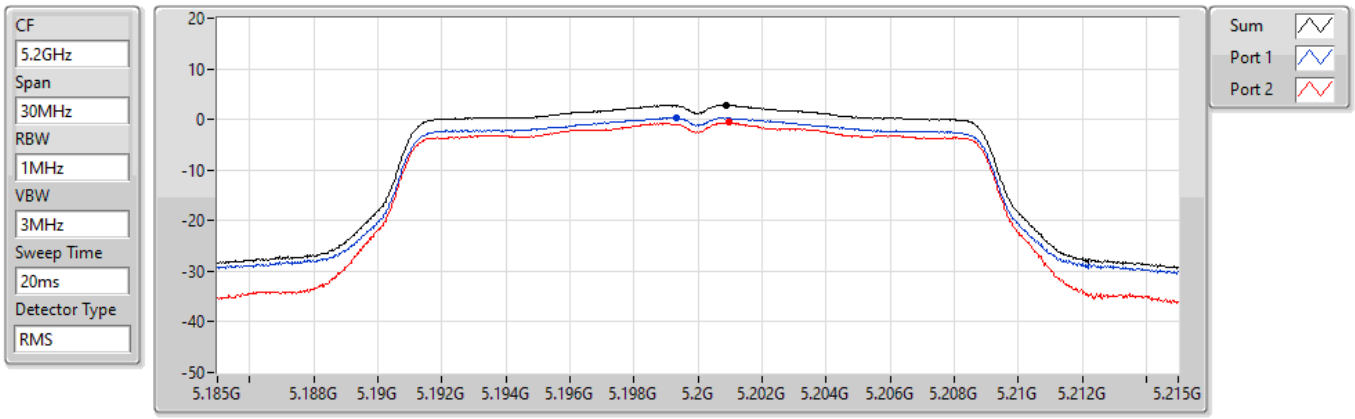

Sum	PD	Port 1	Port 2
(dBm/RBW)	(dBm/RBW)	(dBm/RBW)	(dBm/RBW)
2.84	2.84	0.30	-0.60

802.11ac VHT20_Nss1,(MCS0)_2TX PSD

5240MHz

12/06/2021

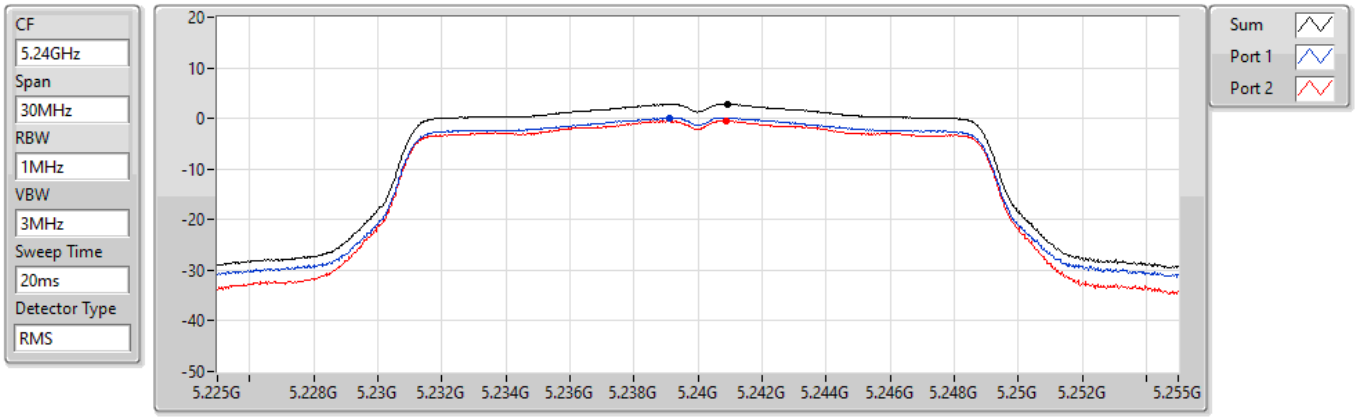

Sum	PD	Port 1	Port 2
(dBm/RBW)	(dBm/RBW)	(dBm/RBW)	(dBm/RBW)
2.87	2.87	0.17	-0.45

802.11ac VHT20_Nss1,(MCS0)_2TX PSD

5745MHz

12/06/2021

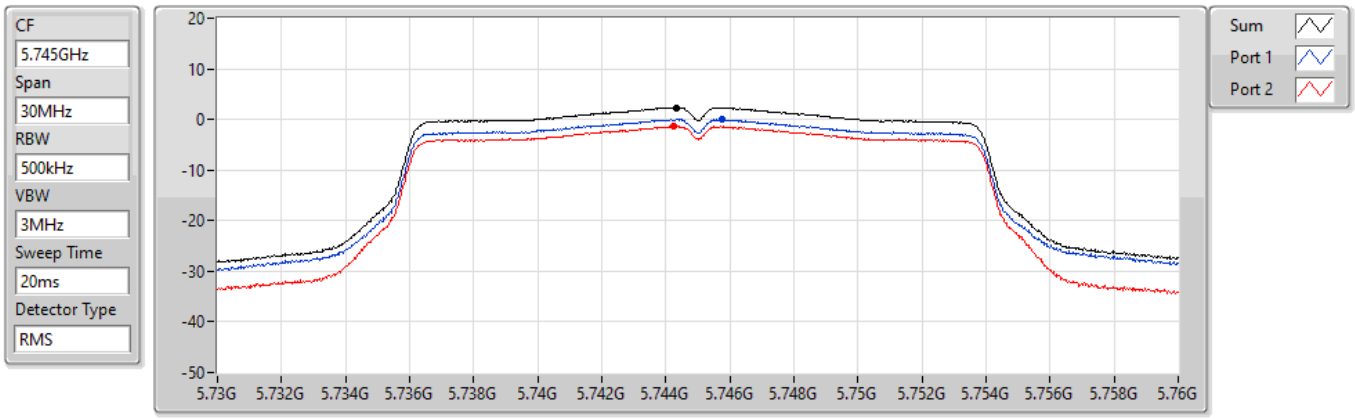

Sum	PD	Port 1	Port 2
(dBm/RBW)	(dBm/RBW)	(dBm/RBW)	(dBm/RBW)
2.36	2.36	0.03	-1.29

802.11ac VHT20_Nss1,(MCS0)_2TX PSD

5785MHz

12/06/2021

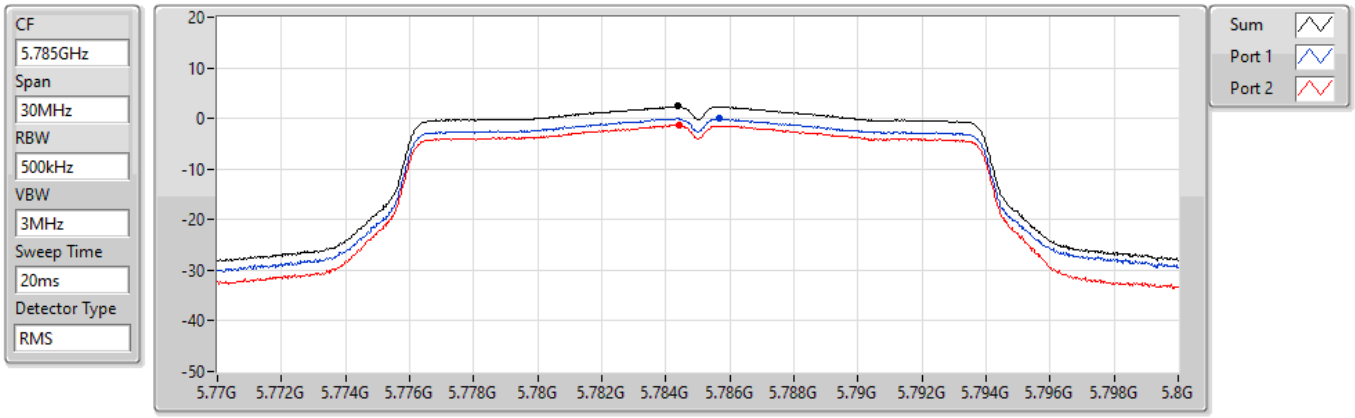

Sum	PD	Port 1	Port 2
(dBm/RBW)	(dBm/RBW)	(dBm/RBW)	(dBm/RBW)
2.41	2.41	0.03	-1.30

802.11ac VHT20_Nss1,(MCS0)_2TX PSD

5825MHz

12/06/2021

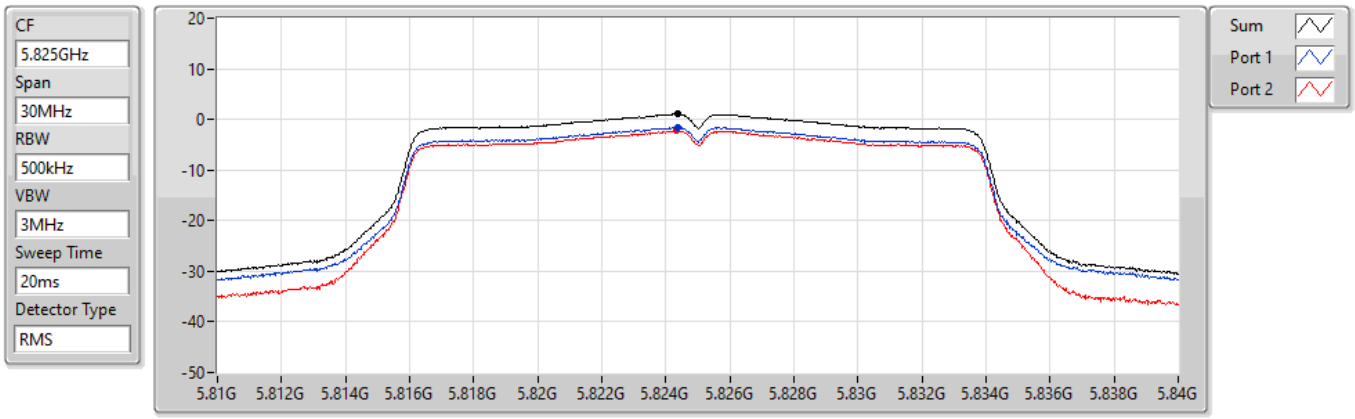

Sum	PD	Port 1	Port 2
(dBm/RBW)	(dBm/RBW)	(dBm/RBW)	(dBm/RBW)
1.08	1.08	-1.57	-2.27

802.11ac VHT40_Nss1,(MCS0)_2TX PSD

5190MHz

12/06/2021

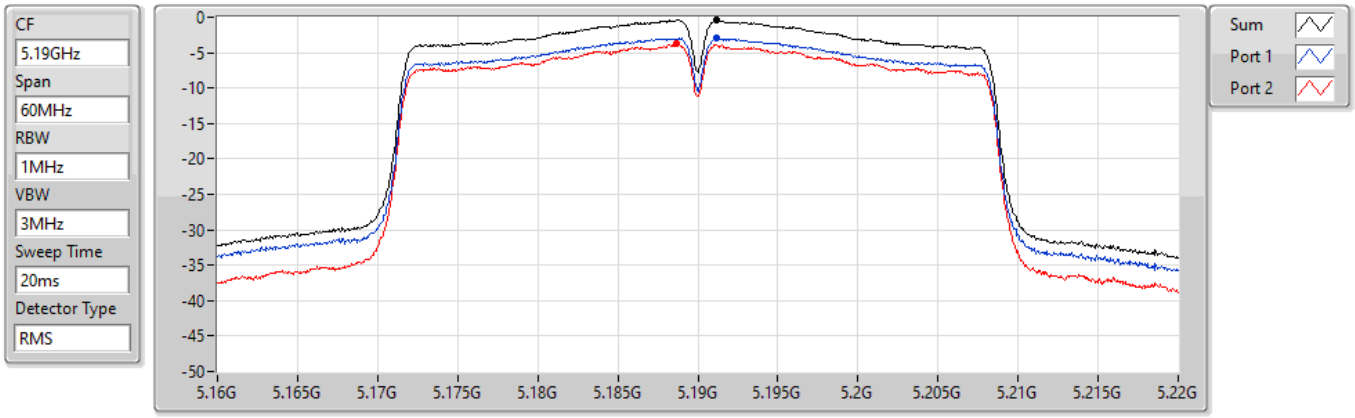

Sum	PD	Port 1	Port 2
(dBm/RBW)	(dBm/RBW)	(dBm/RBW)	(dBm/RBW)
-0.36	-0.36	-2.95	-3.79

802.11ac VHT40_Nss1,(MCS0)_2TX PSD

5230MHz

12/06/2021

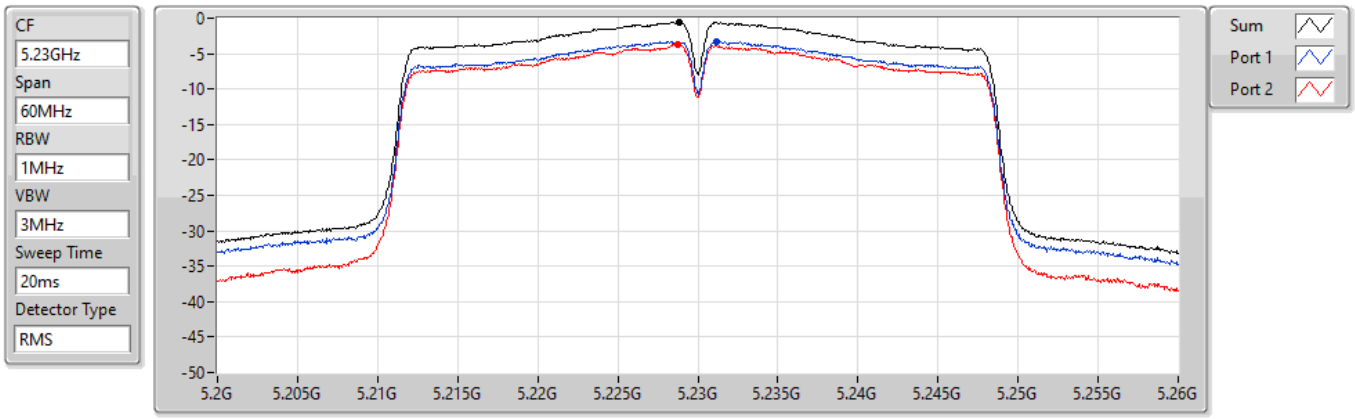

Sum	PD	Port 1	Port 2
(dBm/RBW)	(dBm/RBW)	(dBm/RBW)	(dBm/RBW)
-0.51	-0.51	-3.27	-3.70

802.11ac VHT40_Nss1,(MCS0)_2TX PSD

5755MHz

12/06/2021

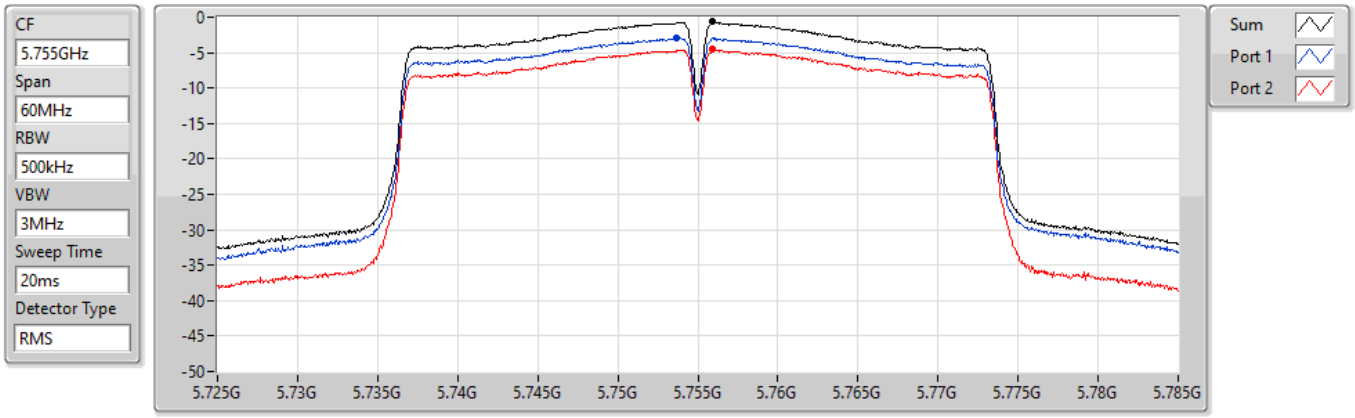

Sum	PD	Port 1	Port 2
(dBm/RBW)	(dBm/RBW)	(dBm/RBW)	(dBm/RBW)
-0.68	-0.68	-2.91	-4.58

802.11ac VHT40_Nss1,(MCS0)_2TX PSD

5795MHz

12/06/2021

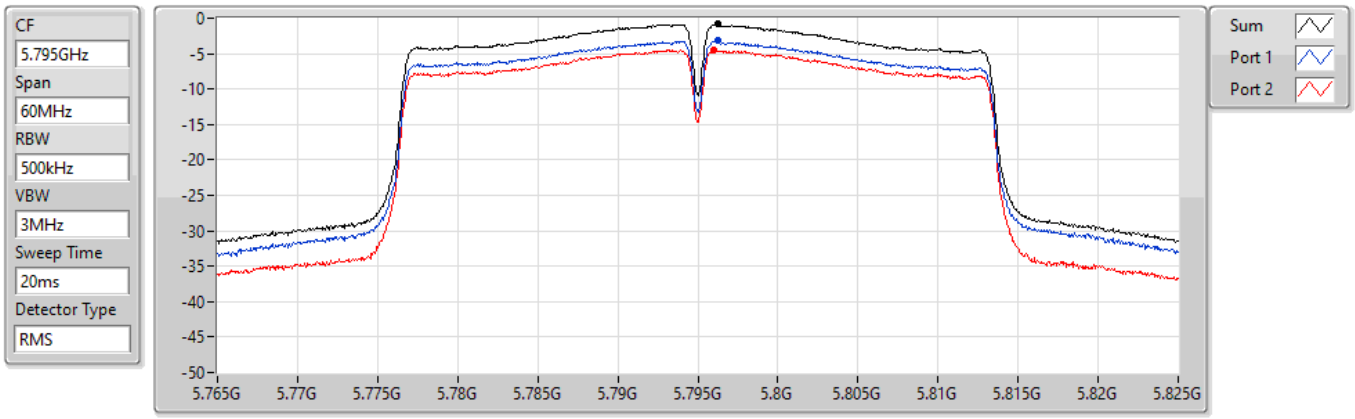

Sum	PD	Port 1	Port 2
(dBm/RBW)	(dBm/RBW)	(dBm/RBW)	(dBm/RBW)
-0.85	-0.85	-3.22	-4.51

802.11ac VHT80_Nss1,(MCS0)_2TX PSD

5210MHz

12/06/2021

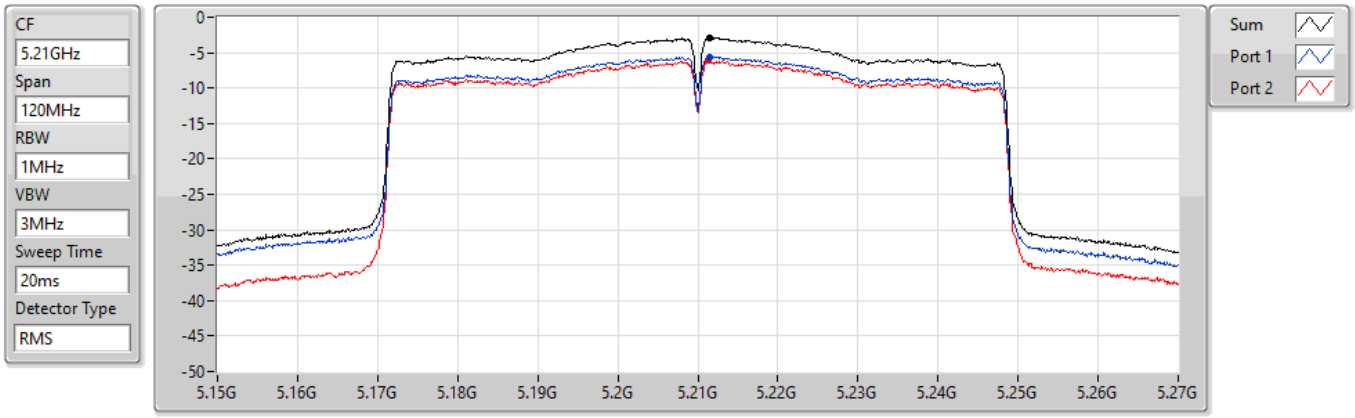

Sum	PD	Port 1	Port 2
(dBm/RBW)	(dBm/RBW)	(dBm/RBW)	(dBm/RBW)
-2.85	-2.85	-5.57	-6.15

802.11ac VHT80_Nss1,(MCS0)_2TX PSD

5775MHz

12/06/2021

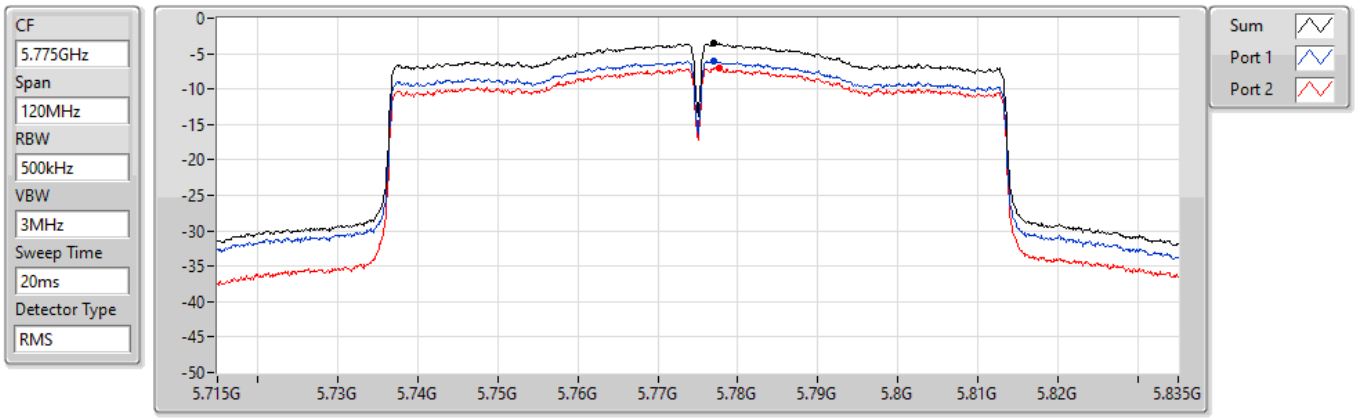

Sum	PD	Port 1	Port 2
(dBm/RBW)	(dBm/RBW)	(dBm/RBW)	(dBm/RBW)
-3.49	-3.49	-5.99	-7.01

Summary

Mode	Result	Type	Freq (Hz)	Level (dBuV/m)	Limit (dBuV/m)	Margin (dB)	Dist (m)	Condition	Azimuth (°)	Height (m)	Comments
5.725-5.85GHz	-	-	-	-	-	-	-	-	-	-	-
802.11ac VHT80_Nss1,(MCS0)_2TX	Pass	PK	30M	35.65	40.00	-4.35	3	Vertical	0	1.00	-

Result

Mode	Result	Type	Freq (Hz)	Level (dBuV/m)	Limit (dBuV/m)	Margin (dB)	Dist (m)	Condition	Azimuth (°)	Height (m)	Comments
802.11ac VHT80_Nss1,(MCS0)_2TX	-	-	-	-	-	-	-	-	-	-	-
5775MHz	Pass	PK	30M	35.65	40.00	-4.35	3	Vertical	0	1.00	-
5775MHz	Pass	PK	49.4M	32.89	40.00	-7.11	3	Vertical	0	1.00	-
5775MHz	Pass	PK	243.4M	32.91	46.00	-13.09	3	Vertical	0	1.00	-
5775MHz	Pass	PK	357.86M	35.27	46.00	-10.73	3	Vertical	0	1.00	-
5775MHz	Pass	PK	392.78M	38.27	46.00	-7.73	3	Vertical	0	1.00	-
5775MHz	Pass	PK	507.24M	30.24	46.00	-15.76	3	Vertical	0	1.00	-
5775MHz	Pass	PK	119.24M	28.32	43.50	-15.18	3	Horizontal	360	1.00	-
5775MHz	Pass	PK	208.48M	31.21	43.50	-12.29	3	Horizontal	360	1.00	-
5775MHz	Pass	PK	239.52M	34.88	46.00	-11.12	3	Horizontal	360	1.00	-
5775MHz	Pass	PK	375.32M	35.80	46.00	-10.20	3	Horizontal	360	1.00	-
5775MHz	Pass	PK	423.82M	36.77	46.00	-9.23	3	Horizontal	360	1.00	-
5775MHz	Pass	PK	747.8M	34.20	46.00	-11.80	3	Horizontal	360	1.00	-

802.11ac VHT80_Nss1,(MCS0)_2TX

5775MHz_Battery

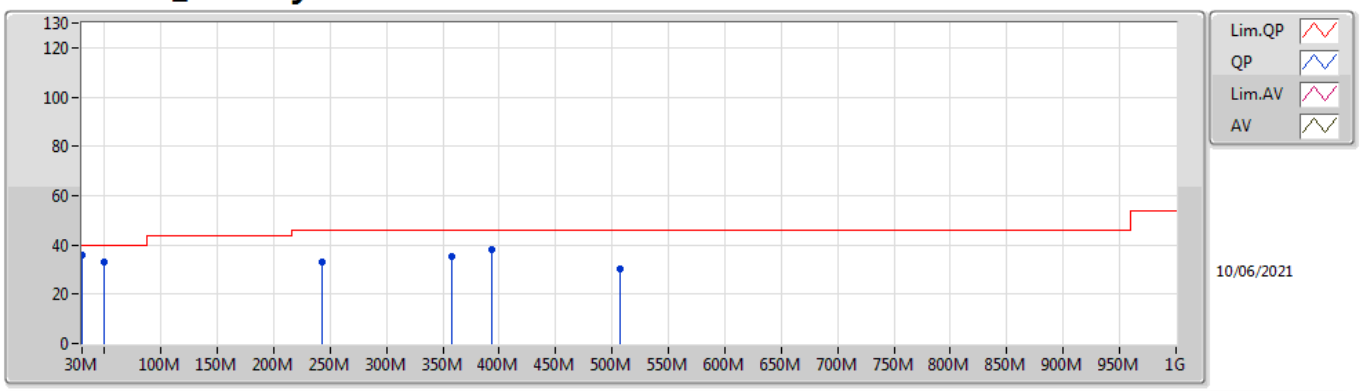

Type	Freq	Level	Limit	Margin	Factor	Dist	Condition	Azimuth	Height	Comment	Raw	AF	CL	PA
	(Hz)	(dBuV/m)	(dBuV/m)	(dB)	(dB)	(m)		(°)	(m)		(dBuV)	(dB)	(dB)	(dB)
PK	30M	35.65	40.00	-4.35	-3.03	3	Vertical	0	1.00	-	38.68	23.32	0.86	27.21
PK	49.4M	32.89	40.00	-7.11	-13.23	3	Vertical	0	1.00	-	46.12	13.40	1.06	27.69
PK	243.4M	32.91	46.00	-13.09	-8.13	3	Vertical	0	1.00	-	41.04	16.83	2.12	27.08
PK	357.86M	35.27	46.00	-10.73	-4.98	3	Vertical	0	1.00	-	40.25	19.82	2.58	27.38
PK	392.78M	38.27	46.00	-7.73	-4.27	3	Vertical	0	1.00	-	42.54	20.69	2.71	27.67
PK	507.24M	30.24	46.00	-15.76	-2.39	3	Vertical	0	1.00	-	32.63	22.80	3.10	28.29

802.11ac VHT80_Nss1,(MCS0)_2TX

5775MHz_Battery

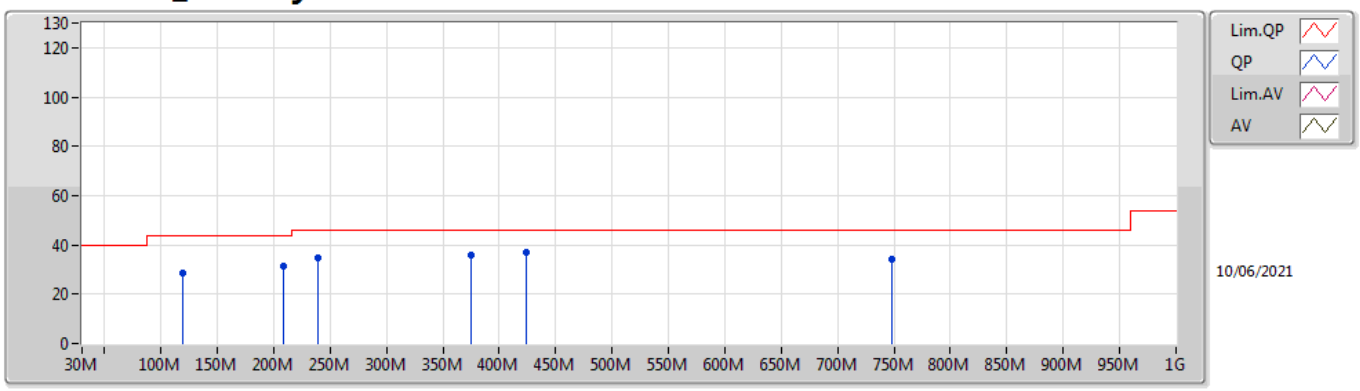

Type	Freq	Level	Limit	Margin	Factor	Dist	Condition	Azimuth	Height	Comment	Raw	AF	CL	PA
	(Hz)	(dBuV/m)	(dBuV/m)	(dB)	(dB)	(m)		(°)	(m)		(dBuV)	(dB)	(dB)	(dB)
PK	119.24M	28.32	43.50	-15.18	-8.76	3	Horizontal	360	1.00	-	37.08	17.41	1.54	27.71
PK	208.48M	31.21	43.50	-12.29	-10.93	3	Horizontal	360	1.00	-	42.14	14.33	1.99	27.25
PK	239.52M	34.88	46.00	-11.12	-8.57	3	Horizontal	360	1.00	-	43.45	16.42	2.11	27.10
PK	375.32M	35.80	46.00	-10.20	-4.77	3	Horizontal	360	1.00	-	40.57	20.11	2.65	27.53
PK	423.82M	36.77	46.00	-9.23	-3.11	3	Horizontal	360	1.00	-	39.88	21.96	2.82	27.89
PK	747.8M	34.20	46.00	-11.80	0.59	3	Horizontal	360	1.00	-	33.61	24.89	3.70	28.00

Summary

Mode	Result	Type	Freq (Hz)	Level (dBuV/m)	Limit (dBuV/m)	Margin (dB)	Dist (m)	Condition	Azimuth (°)	Height (m)	Comments
5.15-5.25GHz	-	-	-	-	-	-	-	-	-	-	-
802.11a_Nss1,(6Mbps)_2TX	Pass	AV	5.15G	50.49	54.00	-3.51	3	Horizontal	227	1.92	-
802.11ac VHT20_Nss1,(MCS0)_2TX	Pass	AV	5.15G	49.36	54.00	-4.64	3	Vertical	40	2.16	-
802.11ac VHT40_Nss1,(MCS0)_2TX	Pass	AV	5.1484G	51.54	54.00	-2.46	3	Vertical	130	2.45	-
802.11ac VHT80_Nss1,(MCS0)_2TX	Pass	AV	5.144G	52.51	54.00	-1.49	3	Vertical	19	1.50	-
5.725-5.85GHz	-	-	-	-	-	-	-	-	-	-	-
802.11a_Nss1,(6Mbps)_2TX	Pass	PK	5.5262G	60.10	68.20	-8.10	3	Horizontal	350	1.40	-
802.11ac VHT20_Nss1,(MCS0)_2TX	Pass	PK	6.0566G	60.38	68.20	-7.82	3	Vertical	351	1.50	-
802.11ac VHT40_Nss1,(MCS0)_2TX	Pass	PK	5.5354G	60.24	68.20	-7.96	3	Horizontal	8	2.97	-
802.11ac VHT80_Nss1,(MCS0)_2TX	Pass	PK	5.5122G	60.29	68.20	-7.91	3	Horizontal	354	2.76	-

Result

Mode	Result	Type	Freq (Hz)	Level (dBuV/m)	Limit (dBuV/m)	Margin (dB)	Dist (m)	Condition	Azimuth (°)	Height (m)	Comments
802.11a_Nss1,(6Mbps)_2TX	-	-	-	-	-	-	-	-	-	-	-
5180MHz	Pass	AV	5.1492G	49.05	54.00	-4.95	3	Vertical	56	1.80	-
5180MHz	Pass	AV	5.1796G	90.13	Inf	-Inf	3	Vertical	56	1.80	-
5180MHz	Pass	PK	5.147G	64.45	74.00	-9.55	3	Vertical	56	1.80	-
5180MHz	Pass	PK	5.1824G	100.04	Inf	-Inf	3	Vertical	56	1.80	-
5180MHz	Pass	AV	5.15G	50.49	54.00	-3.51	3	Horizontal	227	1.92	-
5180MHz	Pass	AV	5.1816G	91.10	Inf	-Inf	3	Horizontal	227	1.92	-
5180MHz	Pass	PK	5.147G	66.40	74.00	-7.60	3	Horizontal	227	1.92	-
5180MHz	Pass	PK	5.1794G	100.87	Inf	-Inf	3	Horizontal	227	1.92	-
5180MHz	Pass	PK	10.36144G	54.45	68.20	-13.75	3	Vertical	141	1.45	-
5180MHz	Pass	PK	10.36444G	54.50	68.20	-13.70	3	Horizontal	67	2.62	-
5200MHz	Pass	AV	5.15G	47.06	54.00	-6.94	3	Vertical	315	1.80	-
5200MHz	Pass	AV	5.2008G	89.22	Inf	-Inf	3	Vertical	315	1.80	-
5200MHz	Pass	PK	5.1384G	59.72	74.00	-14.28	3	Vertical	315	1.80	-
5200MHz	Pass	PK	5.2008G	99.06	Inf	-Inf	3	Vertical	315	1.80	-
5200MHz	Pass	AV	5.15G	47.24	54.00	-6.76	3	Horizontal	333	2.27	-
5200MHz	Pass	AV	5.1976G	88.67	Inf	-Inf	3	Horizontal	333	2.27	-
5200MHz	Pass	PK	5.148G	59.88	74.00	-14.12	3	Horizontal	333	2.27	-
5200MHz	Pass	PK	5.198G	98.93	Inf	-Inf	3	Horizontal	333	2.27	-
5200MHz	Pass	PK	10.39668G	55.20	68.20	-13.00	3	Vertical	214	2.00	-
5200MHz	Pass	PK	10.3908G	54.67	68.20	-13.53	3	Horizontal	307	2.29	-
5240MHz	Pass	AV	5.147G	46.77	54.00	-7.23	3	Vertical	56	1.80	-
5240MHz	Pass	AV	5.2376G	86.16	Inf	-Inf	3	Vertical	56	1.80	-
5240MHz	Pass	AV	5.3558G	46.98	54.00	-7.02	3	Vertical	56	1.80	-
5240MHz	Pass	PK	5.1254G	59.71	74.00	-14.29	3	Vertical	56	1.80	-
5240MHz	Pass	PK	5.2424G	95.83	Inf	-Inf	3	Vertical	56	1.80	-
5240MHz	Pass	PK	5.3606G	59.85	74.00	-14.15	3	Vertical	56	1.80	-
5240MHz	Pass	AV	5.1476G	46.77	54.00	-7.23	3	Horizontal	334	2.04	-
5240MHz	Pass	AV	5.2406G	85.77	Inf	-Inf	3	Horizontal	334	2.04	-
5240MHz	Pass	AV	5.351G	47.00	54.00	-7.00	3	Horizontal	334	2.04	-
5240MHz	Pass	PK	5.15G	59.31	74.00	-14.69	3	Horizontal	334	2.04	-
5240MHz	Pass	PK	5.2406G	95.58	Inf	-Inf	3	Horizontal	334	2.04	-
5240MHz	Pass	PK	5.3618G	60.19	74.00	-13.81	3	Horizontal	334	2.04	-
5240MHz	Pass	PK	10.47524G	54.40	68.20	-13.80	3	Vertical	202	1.63	-
5240MHz	Pass	PK	10.46836G	54.83	68.20	-13.37	3	Horizontal	247	1.50	-
5745MHz	Pass	AV	5.7474G	88.72	Inf	-Inf	3	Vertical	335	1.35	-
5745MHz	Pass	PK	5.5746G	59.30	68.20	-8.90	3	Vertical	335	1.35	-
5745MHz	Pass	PK	5.7474G	99.16	Inf	-Inf	3	Vertical	335	1.35	-
5745MHz	Pass	PK	6.0054G	59.50	68.20	-8.70	3	Vertical	335	1.35	-
5745MHz	Pass	AV	5.7474G	85.33	Inf	-Inf	3	Horizontal	334	1.48	-
5745MHz	Pass	PK	5.5986G	59.11	68.20	-9.09	3	Horizontal	334	1.48	-
5745MHz	Pass	PK	5.7474G	95.26	Inf	-Inf	3	Horizontal	334	1.48	-
5745MHz	Pass	PK	5.9814G	59.77	68.20	-8.43	3	Horizontal	334	1.48	-
5745MHz	Pass	AV	11.49664G	41.74	54.00	-12.26	3	Vertical	167	1.71	-
5745MHz	Pass	PK	11.49672G	55.70	74.00	-18.30	3	Vertical	167	1.71	-
5745MHz	Pass	AV	11.4864G	41.84	54.00	-12.16	3	Horizontal	357	2.02	-
5745MHz	Pass	PK	11.49196G	55.64	74.00	-18.36	3	Horizontal	357	2.02	-
5785MHz	Pass	AV	5.785G	86.89	Inf	-Inf	3	Vertical	339	1.36	-
5785MHz	Pass	PK	5.5042G	59.46	68.20	-8.74	3	Vertical	339	1.36	-
5785MHz	Pass	PK	5.7838G	96.66	Inf	-Inf	3	Vertical	339	1.36	-
5785MHz	Pass	PK	5.929G	59.61	68.20	-8.59	3	Vertical	339	1.36	-
5785MHz	Pass	AV	5.785G	86.18	Inf	-Inf	3	Horizontal	50	1.50	-
5785MHz	Pass	PK	5.491G	60.03	68.20	-8.17	3	Horizontal	50	1.50	-
5785MHz	Pass	PK	5.7874G	95.75	Inf	-Inf	3	Horizontal	50	1.50	-
5785MHz	Pass	PK	6.025G	59.96	68.20	-8.24	3	Horizontal	50	1.50	-
5785MHz	Pass	AV	11.57792G	42.07	54.00	-11.93	3	Vertical	269	1.17	-
5785MHz	Pass	PK	11.56108G	56.47	74.00	-17.53	3	Vertical	269	1.17	-
5785MHz	Pass	AV	11.56264G	42.04	54.00	-11.96	3	Horizontal	223	1.00	-
5785MHz	Pass	PK	11.5684G	56.19	74.00	-17.81	3	Horizontal	223	1.00	-
5825MHz	Pass	AV	5.825G	85.88	Inf	-Inf	3	Vertical	23	1.50	-
5825MHz	Pass	PK	5.6378G	59.36	68.20	-8.84	3	Vertical	23	1.50	-

Mode	Result	Type	Freq (Hz)	Level (dBuV/m)	Limit (dBuV/m)	Margin (dB)	Dist (m)	Condition	Azimuth (°)	Height (m)	Comments
5825MHz	Pass	PK	5.8274G	95.22	Inf	-Inf	3	Vertical	23	1.50	-
5825MHz	Pass	PK	6.071G	59.96	68.20	-8.24	3	Vertical	23	1.50	-
5825MHz	Pass	AV	5.825G	85.66	Inf	-Inf	3	Horizontal	350	1.40	-
5825MHz	Pass	PK	5.5262G	60.10	68.20	-8.10	3	Horizontal	350	1.40	-
5825MHz	Pass	PK	5.825G	95.51	Inf	-Inf	3	Horizontal	350	1.40	-
5825MHz	Pass	PK	5.975G	59.87	68.20	-8.33	3	Horizontal	350	1.40	-
5825MHz	Pass	AV	11.65G	42.82	54.00	-11.18	3	Vertical	161	1.02	-
5825MHz	Pass	PK	11.64512G	56.15	74.00	-17.85	3	Vertical	161	1.02	-
5825MHz	Pass	AV	11.64996G	42.85	54.00	-11.15	3	Horizontal	226	1.86	-
5825MHz	Pass	PK	11.65188G	56.33	74.00	-17.67	3	Horizontal	226	1.86	-
802.11ac VHT20_Nss1,(MCS0)_2TX	-	-	-	-	-	-	-	-	-	-	-
5180MHz	Pass	AV	5.15G	49.36	54.00	-4.64	3	Vertical	40	2.16	-
5180MHz	Pass	AV	5.1804G	90.07	Inf	-Inf	3	Vertical	40	2.16	-
5180MHz	Pass	PK	5.15G	63.63	74.00	-10.37	3	Vertical	40	2.16	-
5180MHz	Pass	PK	5.1788G	100.69	Inf	-Inf	3	Vertical	40	2.16	-
5180MHz	Pass	AV	5.1492G	47.91	54.00	-6.09	3	Horizontal	23	1.92	-
5180MHz	Pass	AV	5.1788G	86.75	Inf	-Inf	3	Horizontal	23	1.92	-
5180MHz	Pass	PK	5.149G	61.40	74.00	-12.60	3	Horizontal	23	1.92	-
5180MHz	Pass	PK	5.1816G	98.04	Inf	-Inf	3	Horizontal	23	1.92	-
5180MHz	Pass	PK	10.35664G	54.55	68.20	-13.65	3	Vertical	208	1.04	-
5180MHz	Pass	PK	10.36152G	54.33	68.20	-13.87	3	Horizontal	91	1.40	-
5200MHz	Pass	AV	5.1484G	47.19	54.00	-6.81	3	Vertical	131	2.22	-
5200MHz	Pass	AV	5.1992G	90.24	Inf	-Inf	3	Vertical	131	2.22	-
5200MHz	Pass	PK	5.1492G	59.63	74.00	-14.37	3	Vertical	131	2.22	-
5200MHz	Pass	PK	5.1988G	101.82	Inf	-Inf	3	Vertical	131	2.22	-
5200MHz	Pass	AV	5.1488G	46.96	54.00	-7.04	3	Horizontal	4	2.92	-
5200MHz	Pass	AV	5.2008G	87.79	Inf	-Inf	3	Horizontal	4	2.92	-
5200MHz	Pass	PK	5.1496G	59.63	74.00	-14.37	3	Horizontal	4	2.92	-
5200MHz	Pass	PK	5.1988G	98.64	Inf	-Inf	3	Horizontal	4	2.92	-
5200MHz	Pass	PK	10.39316G	54.13	68.20	-14.07	3	Vertical	208	1.71	-
5200MHz	Pass	PK	10.40476G	54.25	68.20	-13.95	3	Horizontal	183	2.48	-
5240MHz	Pass	AV	5.1446G	46.57	54.00	-7.43	3	Vertical	21	1.68	-
5240MHz	Pass	AV	5.2394G	90.21	Inf	-Inf	3	Vertical	21	1.68	-
5240MHz	Pass	AV	5.3504G	46.93	54.00	-7.07	3	Vertical	21	1.68	-
5240MHz	Pass	PK	5.141G	59.71	74.00	-14.29	3	Vertical	21	1.68	-
5240MHz	Pass	PK	5.2424G	100.14	Inf	-Inf	3	Vertical	21	1.68	-
5240MHz	Pass	PK	5.375G	59.52	74.00	-14.48	3	Vertical	21	1.68	-
5240MHz	Pass	AV	5.1398G	46.59	54.00	-7.41	3	Horizontal	14	1.50	-
5240MHz	Pass	AV	5.2406G	88.60	Inf	-Inf	3	Horizontal	14	1.50	-
5240MHz	Pass	AV	5.3564G	46.88	54.00	-7.12	3	Horizontal	14	1.50	-
5240MHz	Pass	PK	5.1194G	60.15	74.00	-13.85	3	Horizontal	14	1.50	-
5240MHz	Pass	PK	5.2412G	98.38	Inf	-Inf	3	Horizontal	14	1.50	-
5240MHz	Pass	PK	5.3678G	59.82	74.00	-14.18	3	Horizontal	14	1.50	-
5240MHz	Pass	PK	10.48128G	54.52	68.20	-13.68	3	Vertical	197	1.91	-
5240MHz	Pass	PK	10.4736G	53.46	68.20	-14.74	3	Horizontal	330	1.51	-
5745MHz	Pass	AV	5.7474G	87.82	Inf	-Inf	3	Vertical	337	1.50	-
5745MHz	Pass	PK	5.6262G	59.34	68.20	-8.86	3	Vertical	337	1.50	-
5745MHz	Pass	PK	5.7462G	99.30	Inf	-Inf	3	Vertical	337	1.50	-
5745MHz	Pass	PK	5.9826G	59.67	68.20	-8.53	3	Vertical	337	1.50	-
5745MHz	Pass	AV	5.7438G	88.70	Inf	-Inf	3	Horizontal	248	2.70	-
5745MHz	Pass	PK	5.5782G	59.89	68.20	-8.31	3	Horizontal	248	2.70	-
5745MHz	Pass	PK	5.7462G	99.06	Inf	-Inf	3	Horizontal	248	2.70	-
5745MHz	Pass	PK	6.0426G	59.65	68.20	-8.55	3	Horizontal	248	2.70	-
5745MHz	Pass	AV	11.48896G	41.86	54.00	-12.14	3	Vertical	59	1.94	-
5745MHz	Pass	PK	11.49132G	55.97	74.00	-18.03	3	Vertical	59	1.94	-
5745MHz	Pass	AV	11.49904G	41.93	54.00	-12.07	3	Horizontal	31	2.40	-
5745MHz	Pass	PK	11.49692G	55.56	74.00	-18.44	3	Horizontal	31	2.40	-
5785MHz	Pass	AV	5.7838G	86.53	Inf	-Inf	3	Vertical	339	1.37	-
5785MHz	Pass	PK	5.6482G	58.88	68.20	-9.32	3	Vertical	339	1.37	-
5785MHz	Pass	PK	5.7838G	97.93	Inf	-Inf	3	Vertical	339	1.37	-
5785MHz	Pass	PK	5.9338G	59.49	68.20	-8.71	3	Vertical	339	1.37	-
5785MHz	Pass	AV	5.785G	86.28	Inf	-Inf	3	Horizontal	51	1.46	-

Mode	Result	Type	Freq (Hz)	Level (dBuV/m)	Limit (dBuV/m)	Margin (dB)	Dist (m)	Condition	Azimuth (°)	Height (m)	Comments
5785MHz	Pass	PK	5.509G	59.86	68.20	-8.34	3	Horizontal	51	1.46	-
5785MHz	Pass	PK	5.7826G	95.85	Inf	-Inf	3	Horizontal	51	1.46	-
5785MHz	Pass	PK	5.9842G	60.04	68.20	-8.16	3	Horizontal	51	1.46	-
5785MHz	Pass	AV	11.5778G	42.14	54.00	-11.86	3	Vertical	63	2.13	-
5785MHz	Pass	PK	11.56936G	56.18	74.00	-17.82	3	Vertical	63	2.13	-
5785MHz	Pass	AV	11.56512G	42.12	54.00	-11.88	3	Horizontal	183	1.09	-
5785MHz	Pass	PK	11.5742G	56.11	74.00	-17.89	3	Horizontal	183	1.09	-
5825MHz	Pass	AV	5.8238G	86.99	Inf	-Inf	3	Vertical	351	1.50	-
5825MHz	Pass	PK	5.621G	59.03	68.20	-9.17	3	Vertical	351	1.50	-
5825MHz	Pass	PK	5.8238G	97.92	Inf	-Inf	3	Vertical	351	1.50	-
5825MHz	Pass	PK	6.0566G	60.38	68.20	-7.82	3	Vertical	351	1.50	-
5825MHz	Pass	AV	5.8262G	86.62	Inf	-Inf	3	Horizontal	350	1.50	-
5825MHz	Pass	PK	5.5298G	59.23	68.20	-8.97	3	Horizontal	350	1.50	-
5825MHz	Pass	PK	5.8238G	98.03	Inf	-Inf	3	Horizontal	350	1.50	-
5825MHz	Pass	PK	6.0998G	59.59	68.20	-8.61	3	Horizontal	350	1.50	-
5825MHz	Pass	AV	11.659G	42.63	54.00	-11.37	3	Vertical	163	1.35	-
5825MHz	Pass	PK	11.65068G	56.93	74.00	-17.07	3	Vertical	163	1.35	-
5825MHz	Pass	AV	11.65968G	42.59	54.00	-11.41	3	Horizontal	201	1.28	-
5825MHz	Pass	PK	11.65084G	56.76	74.00	-17.24	3	Horizontal	201	1.28	-
802.11ac VHT40_Nss1,(MCS0)_2TX	-	-	-	-	-	-	-	-	-	-	-
5190MHz	Pass	AV	5.1484G	51.54	54.00	-2.46	3	Vertical	130	2.45	-
5190MHz	Pass	AV	5.1892G	88.25	Inf	-Inf	3	Vertical	130	2.45	-
5190MHz	Pass	PK	5.1424G	66.21	74.00	-7.79	3	Vertical	130	2.45	-
5190MHz	Pass	PK	5.1876G	98.61	Inf	-Inf	3	Vertical	130	2.45	-
5190MHz	Pass	AV	5.15G	51.07	54.00	-2.93	3	Horizontal	0	2.88	-
5190MHz	Pass	AV	5.1888G	87.32	Inf	-Inf	3	Horizontal	0	2.88	-
5190MHz	Pass	PK	5.15G	64.61	74.00	-9.39	3	Horizontal	0	2.88	-
5190MHz	Pass	PK	5.1876G	97.93	Inf	-Inf	3	Horizontal	0	2.88	-
5190MHz	Pass	PK	10.37284G	54.23	68.20	-13.97	3	Vertical	198	2.32	-
5190MHz	Pass	PK	10.37424G	54.37	68.20	-13.83	3	Horizontal	344	1.87	-
5230MHz	Pass	AV	5.1404G	47.39	54.00	-6.61	3	Vertical	46	1.20	-
5230MHz	Pass	AV	5.2284G	88.15	Inf	-Inf	3	Vertical	46	1.20	-
5230MHz	Pass	PK	5.1356G	59.45	74.00	-14.55	3	Vertical	46	1.20	-
5230MHz	Pass	PK	5.2284G	97.50	Inf	-Inf	3	Vertical	46	1.20	-
5230MHz	Pass	AV	5.1464G	47.42	54.00	-6.58	3	Horizontal	355	2.14	-
5230MHz	Pass	AV	5.2292G	87.21	Inf	-Inf	3	Horizontal	355	2.14	-
5230MHz	Pass	PK	5.1484G	60.41	74.00	-13.59	3	Horizontal	355	2.14	-
5230MHz	Pass	PK	5.2328G	96.78	Inf	-Inf	3	Horizontal	355	2.14	-
5230MHz	Pass	PK	10.46448G	53.82	68.20	-14.38	3	Vertical	65	1.17	-
5230MHz	Pass	PK	10.45556G	54.02	68.20	-14.18	3	Horizontal	107	1.74	-
5755MHz	Pass	AV	5.7562G	87.84	Inf	-Inf	3	Vertical	335	1.50	-
5755MHz	Pass	PK	5.5306G	58.97	68.20	-9.23	3	Vertical	335	1.50	-
5755MHz	Pass	PK	5.7526G	97.82	Inf	-Inf	3	Vertical	335	1.50	-
5755MHz	Pass	PK	6.055G	59.68	68.20	-8.52	3	Vertical	335	1.50	-
5755MHz	Pass	AV	5.7478G	82.99	Inf	-Inf	3	Horizontal	8	2.97	-
5755MHz	Pass	PK	5.5354G	60.24	68.20	-7.96	3	Horizontal	8	2.97	-
5755MHz	Pass	PK	5.7514G	92.99	Inf	-Inf	3	Horizontal	8	2.97	-
5755MHz	Pass	PK	5.9986G	59.85	68.20	-8.35	3	Horizontal	8	2.97	-
5755MHz	Pass	AV	11.518G	42.86	54.00	-11.14	3	Vertical	319	1.26	-
5755MHz	Pass	PK	11.5128G	55.96	74.00	-18.04	3	Vertical	319	1.26	-
5755MHz	Pass	AV	11.50756G	42.74	54.00	-11.26	3	Horizontal	90	1.73	-
5755MHz	Pass	PK	11.51728G	55.79	74.00	-18.21	3	Horizontal	90	1.73	-
5795MHz	Pass	AV	5.7938G	87.54	Inf	-Inf	3	Vertical	335	1.50	-
5795MHz	Pass	PK	5.5322G	59.71	68.20	-8.49	3	Vertical	335	1.50	-
5795MHz	Pass	PK	5.7962G	97.56	Inf	-Inf	3	Vertical	335	1.50	-
5795MHz	Pass	PK	6.0734G	59.80	68.20	-8.40	3	Vertical	335	1.50	-
5795MHz	Pass	AV	5.7938G	86.08	Inf	-Inf	3	Horizontal	37	1.01	-
5795MHz	Pass	PK	5.5322G	59.52	68.20	-8.68	3	Horizontal	37	1.01	-
5795MHz	Pass	PK	5.7914G	96.04	Inf	-Inf	3	Horizontal	37	1.01	-
5795MHz	Pass	PK	6.0218G	59.50	68.20	-8.70	3	Horizontal	37	1.01	-
5795MHz	Pass	AV	11.58988G	42.78	54.00	-11.22	3	Vertical	261	2.08	-
5795MHz	Pass	PK	11.589G	56.13	74.00	-17.87	3	Vertical	261	2.08	-

Mode	Result	Type	Freq (Hz)	Level (dBuV/m)	Limit (dBuV/m)	Margin (dB)	Dist (m)	Condition	Azimuth (°)	Height (m)	Comments
5795MHz	Pass	AV	11.5934G	42.84	54.00	-11.16	3	Horizontal	345	2.45	-
5795MHz	Pass	PK	11.59868G	56.76	74.00	-17.24	3	Horizontal	345	2.45	-
802.11ac VHT80_Nss1,(MCS0)_2TX	-	-	-	-	-	-	-	-	-	-	-
5210MHz	Pass	AV	5.144G	52.51	54.00	-1.49	3	Vertical	19	1.50	-
5210MHz	Pass	AV	5.209G	84.75	Inf	-Inf	3	Vertical	19	1.50	-
5210MHz	Pass	AV	5.351G	48.63	54.00	-5.37	3	Vertical	19	1.50	-
5210MHz	Pass	PK	5.15G	65.00	74.00	-9.00	3	Vertical	19	1.50	-
5210MHz	Pass	PK	5.212G	94.43	Inf	-Inf	3	Vertical	19	1.50	-
5210MHz	Pass	PK	5.358G	59.93	74.00	-14.07	3	Vertical	19	1.50	-
5210MHz	Pass	AV	5.15G	52.04	54.00	-1.96	3	Horizontal	17	1.48	-
5210MHz	Pass	AV	5.212G	82.40	Inf	-Inf	3	Horizontal	17	1.48	-
5210MHz	Pass	AV	5.358G	48.59	54.00	-5.41	3	Horizontal	17	1.48	-
5210MHz	Pass	PK	5.15G	62.82	74.00	-11.18	3	Horizontal	17	1.48	-
5210MHz	Pass	PK	5.213G	92.24	Inf	-Inf	3	Horizontal	17	1.48	-
5210MHz	Pass	PK	5.386G	60.11	74.00	-13.89	3	Horizontal	17	1.48	-
5210MHz	Pass	PK	10.456G	54.34	68.20	-13.86	3	Vertical	341	1.66	-
5210MHz	Pass	PK	10.42484G	53.60	68.20	-14.60	3	Horizontal	42	1.50	-
5775MHz	Pass	AV	5.7786G	84.39	Inf	-Inf	3	Vertical	332	1.58	-
5775MHz	Pass	PK	5.6502G	59.51	68.35	-8.84	3	Vertical	332	1.58	-
5775MHz	Pass	PK	5.7714G	93.39	Inf	-Inf	3	Vertical	332	1.58	-
5775MHz	Pass	PK	5.9406G	59.49	68.20	-8.71	3	Vertical	332	1.58	-
5775MHz	Pass	AV	5.769G	84.01	Inf	-Inf	3	Horizontal	354	2.76	-
5775MHz	Pass	PK	5.5122G	60.29	68.20	-7.91	3	Horizontal	354	2.76	-
5775MHz	Pass	PK	5.769G	93.58	Inf	-Inf	3	Horizontal	354	2.76	-
5775MHz	Pass	PK	5.949G	60.17	68.20	-8.03	3	Horizontal	354	2.76	-
5775MHz	Pass	AV	11.54792G	43.85	54.00	-10.15	3	Vertical	288	2.18	-
5775MHz	Pass	PK	11.5532G	55.88	74.00	-18.12	3	Vertical	288	2.18	-
5775MHz	Pass	AV	11.54008G	43.82	54.00	-10.18	3	Horizontal	359	1.50	-
5775MHz	Pass	PK	11.57336G	55.80	74.00	-18.20	3	Horizontal	359	1.50	-

802.11a_Nss1,(6Mbps)_2TX

5180MHz_TX

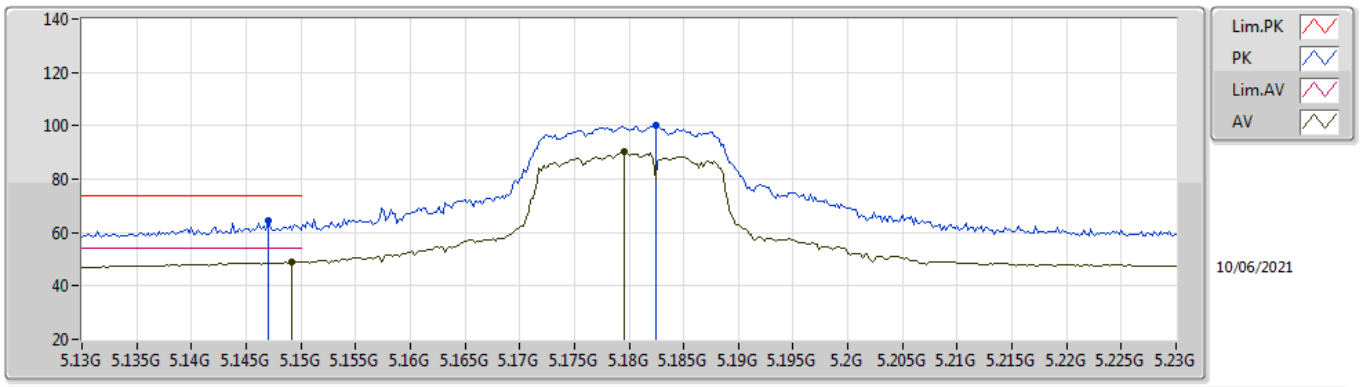

Type	Freq	Level	Limit	Margin	Factor	Dist	Condition	Azimuth	Height	Comment	Raw	AF	CL	PA
	(Hz)	(dBuV/m)	(dBuV/m)	(dB)	(dB)	(m)		(°)	(m)		(dBuV)	(dB)	(dB)	(dB)
AV	5.1492G	49.05	54.00	-4.95	8.84	3	Vertical	56	1.80	-	40.21	34.00	9.07	34.23
AV	5.1796G	90.13	Inf	-Inf	8.73	3	Vertical	56	1.80	-	81.40	33.88	9.08	34.23
PK	5.147G	64.45	74.00	-9.55	8.83	3	Vertical	56	1.80	-	55.62	33.99	9.07	34.23
PK	5.1824G	100.04	Inf	-Inf	8.72	3	Vertical	56	1.80	-	91.32	33.87	9.08	34.23

802.11a_Nss1,(6Mbps)_2TX

5180MHz_TX

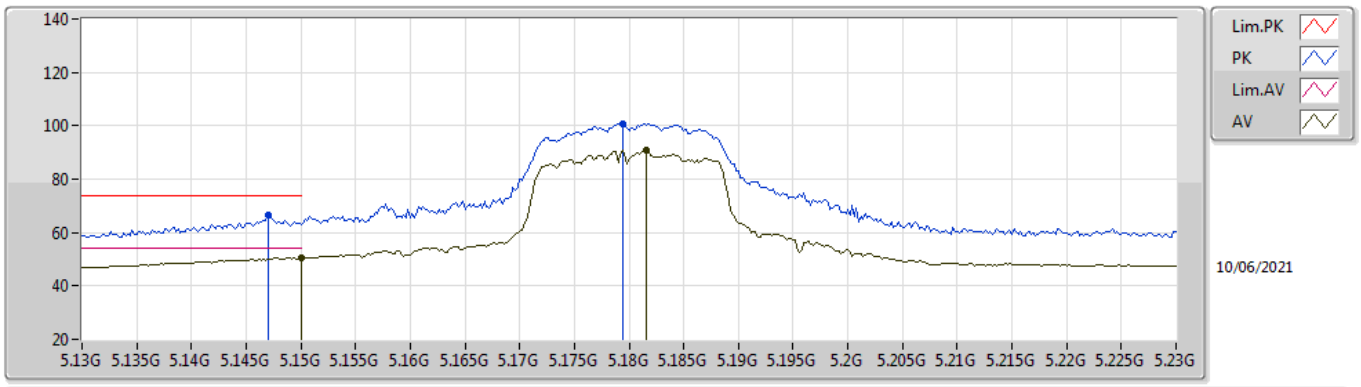

Type	Freq	Level	Limit	Margin	Factor	Dist	Condition	Azimuth	Height	Comment	Raw	AF	CL	PA
	(Hz)	(dBuV/m)	(dBuV/m)	(dB)	(dB)	(m)		(°)	(m)		(dBuV)	(dB)	(dB)	(dB)
AV	5.15G	50.49	54.00	-3.51	8.84	3	Horizontal	227	1.92	-	41.65	34.00	9.07	34.23
AV	5.1816G	91.10	Inf	-Inf	8.72	3	Horizontal	227	1.92	-	82.38	33.87	9.08	34.23
PK	5.147G	66.40	74.00	-7.60	8.83	3	Horizontal	227	1.92	-	57.57	33.99	9.07	34.23
PK	5.1794G	100.87	Inf	-Inf	8.73	3	Horizontal	227	1.92	-	92.14	33.88	9.08	34.23

802.11a_Nss1,(6Mbps)_2TX

5180MHz_TX

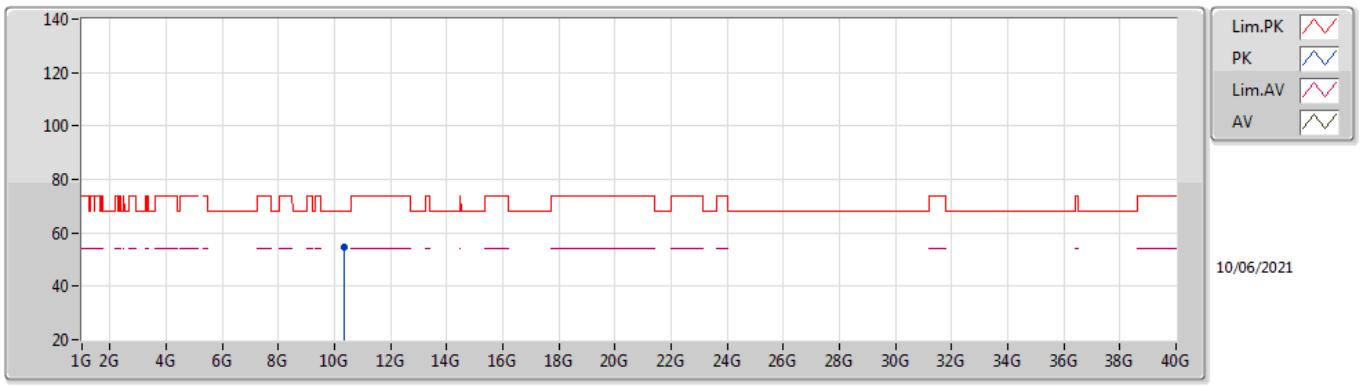

Type	Freq	Level	Limit	Margin	Factor	Dist	Condition	Azimuth	Height	Comment	Raw	AF	CL	PA
	(Hz)	(dBuV/m)	(dBuV/m)	(dB)	(dB)	(m)		(°)	(m)		(dBuV)	(dB)	(dB)	(dB)
PK	10.36144G	54.45	68.20	-13.75	16.76	3	Vertical	141	1.45	-	37.69	39.08	12.36	34.68

802.11a_Nss1,(6Mbps)_2TX

5180MHz_TX

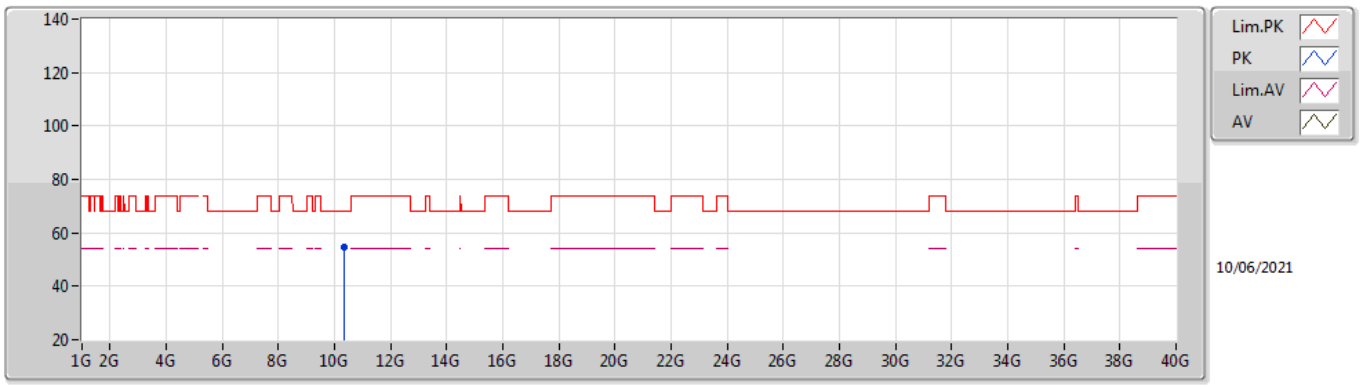

Type	Freq	Level	Limit	Margin	Factor	Dist	Condition	Azimuth	Height	Comment	Raw	AF	CL	PA
	(Hz)	(dBuV/m)	(dBuV/m)	(dB)	(dB)	(m)		(°)	(m)		(dBuV)	(dB)	(dB)	(dB)
PK	10.36444G	54.50	68.20	-13.70	16.78	3	Horizontal	67	2.62	-	37.72	39.09	12.36	34.67

802.11a_Nss1,(6Mbps)_2TX

5200MHz_TX

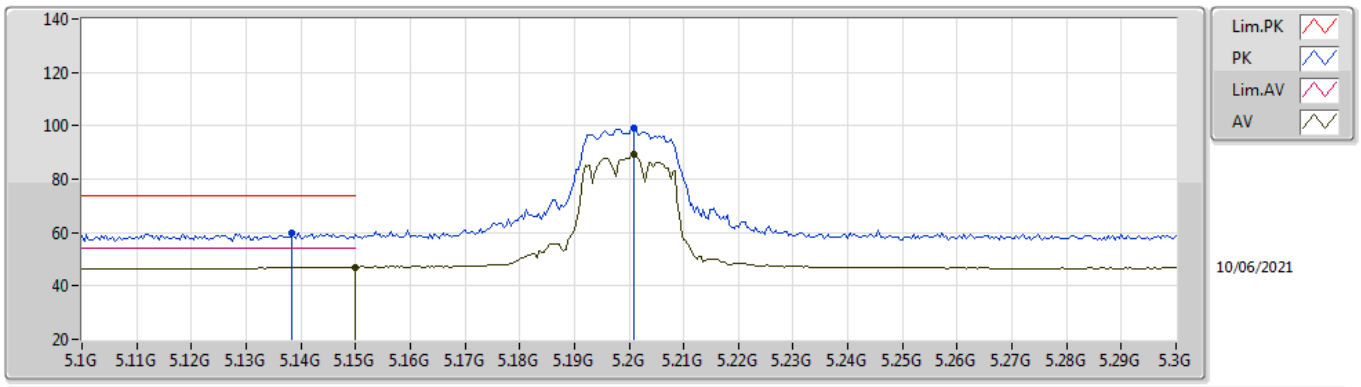

Type	Freq	Level	Limit	Margin	Factor	Dist	Condition	Azimuth	Height	Comment	Raw	AF	CL	PA
	(Hz)	(dBuV/m)	(dBuV/m)	(dB)	(dB)	(m)		(°)	(m)		(dBuV)	(dB)	(dB)	(dB)
AV	5.15G	47.06	54.00	-6.94	8.84	3	Vertical	315	1.80	-	38.22	34.00	9.07	34.23
AV	5.2008G	89.22	Inf	-Inf	8.64	3	Vertical	315	1.80	-	80.58	33.80	9.08	34.24
PK	5.1384G	59.72	74.00	-14.28	8.82	3	Vertical	315	1.80	-	50.90	33.98	9.07	34.23
PK	5.2008G	99.06	Inf	-Inf	8.64	3	Vertical	315	1.80	-	90.42	33.80	9.08	34.24

802.11a_Nss1,(6Mbps)_2TX

5200MHz_TX

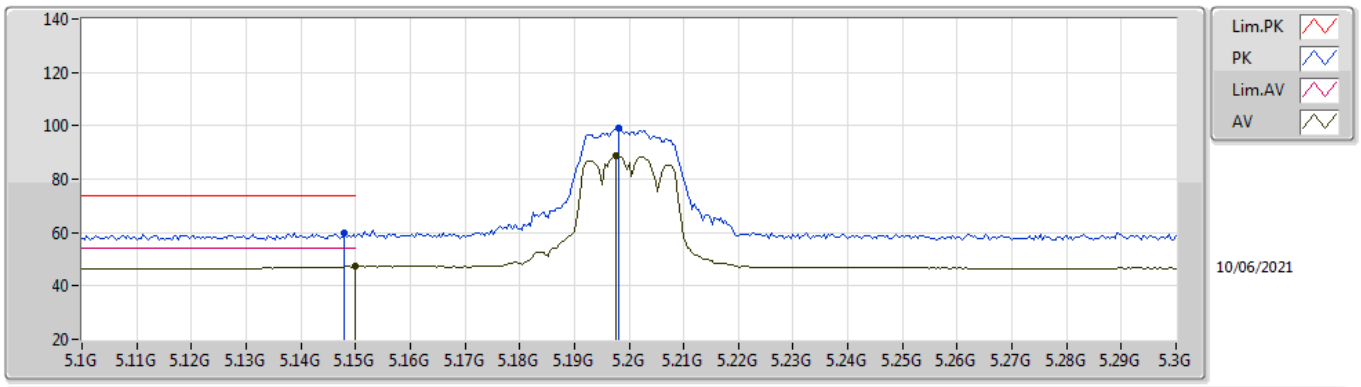

Type	Freq	Level	Limit	Margin	Factor	Dist	Condition	Azimuth	Height	Comment	Raw	AF	CL	PA
	(Hz)	(dBuV/m)	(dBuV/m)	(dB)	(dB)	(m)		(°)	(m)		(dBuV)	(dB)	(dB)	(dB)
AV	5.15G	47.24	54.00	-6.76	8.84	3	Horizontal	333	2.27	-	38.40	34.00	9.07	34.23
AV	5.1976G	88.67	Inf	-Inf	8.65	3	Horizontal	333	2.27	-	80.02	33.81	9.08	34.24
PK	5.148G	59.88	74.00	-14.12	8.84	3	Horizontal	333	2.27	-	51.04	34.00	9.07	34.23
PK	5.198G	98.93	Inf	-Inf	8.65	3	Horizontal	333	2.27	-	90.28	33.81	9.08	34.24

802.11a_Nss1,(6Mbps)_2TX

5200MHz_TX

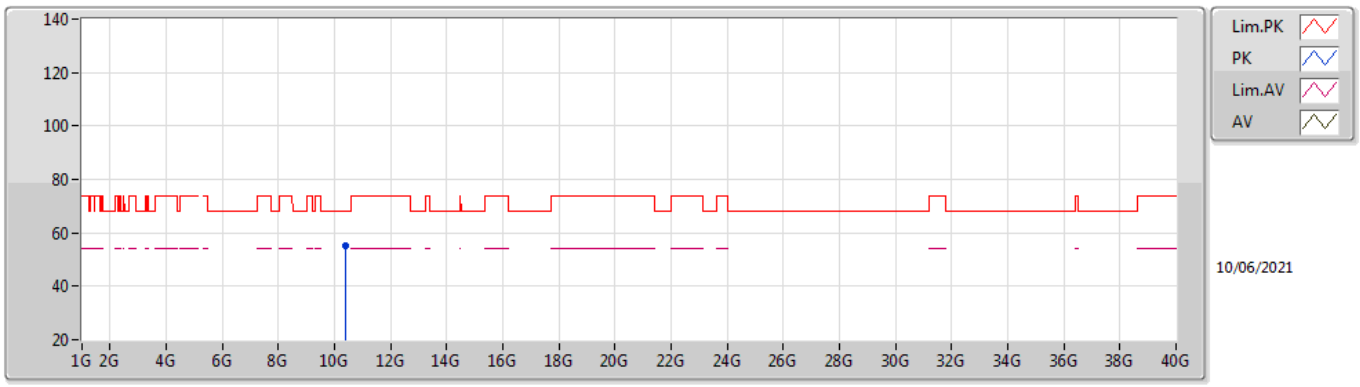

Type	Freq	Level	Limit	Margin	Factor	Dist	Condition	Azimuth	Height	Comment	Raw	AF	CL	PA
	(Hz)	(dBuV/m)	(dBuV/m)	(dB)	(dB)	(m)		(°)	(m)		(dBuV)	(dB)	(dB)	(dB)
PK	10.39668G	55.20	68.20	-13.00	16.92	3	Vertical	214	2.00	-	38.28	39.19	12.38	34.65

802.11a_Nss1,(6Mbps)_2TX

5200MHz_TX

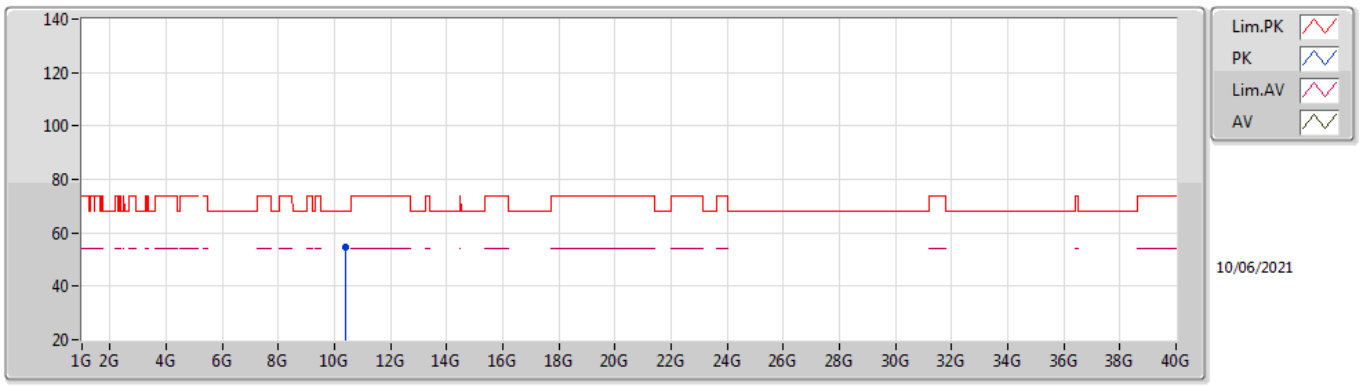

Type	Freq	Level	Limit	Margin	Factor	Dist	Condition	Azimuth	Height	Comment	Raw	AF	CL	PA
	(Hz)	(dBuV/m)	(dBuV/m)	(dB)	(dB)	(m)		(°)	(m)		(dBuV)	(dB)	(dB)	(dB)
PK	10.3908G	54.67	68.20	-13.53	16.89	3	Horizontal	307	2.29	-	37.78	39.17	12.37	34.65

802.11a_Nss1,(6Mbps)_2TX

5240MHz_TX

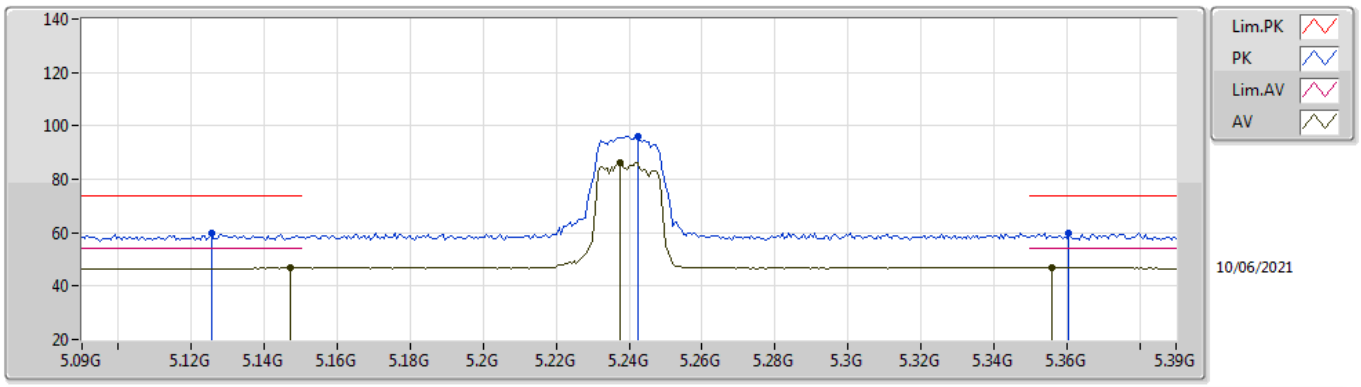

Type	Freq	Level	Limit	Margin	Factor	Dist	Condition	Azimuth	Height	Comment	Raw	AF	CL	PA
	(Hz)	(dBuV/m)	(dBuV/m)	(dB)	(dB)	(m)		(°)	(m)		(dBuV)	(dB)	(dB)	(dB)
AV	5.147G	46.77	54.00	-7.23	8.83	3	Vertical	56	1.80	-	37.94	33.99	9.07	34.23
AV	5.2376G	86.16	Inf	-Inf	8.76	3	Vertical	56	1.80	-	77.40	33.88	9.12	34.24
AV	5.3558G	46.98	54.00	-7.02	9.07	3	Vertical	56	1.80	-	37.91	34.07	9.25	34.25
PK	5.1254G	59.71	74.00	-14.29	8.79	3	Vertical	56	1.80	-	50.92	33.95	9.07	34.23
PK	5.2424G	95.83	Inf	-Inf	8.77	3	Vertical	56	1.80	-	87.06	33.88	9.13	34.24
PK	5.3606G	59.85	74.00	-14.15	9.05	3	Vertical	56	1.80	-	50.80	34.04	9.26	34.25

802.11a_Nss1,(6Mbps)_2TX

5240MHz_TX

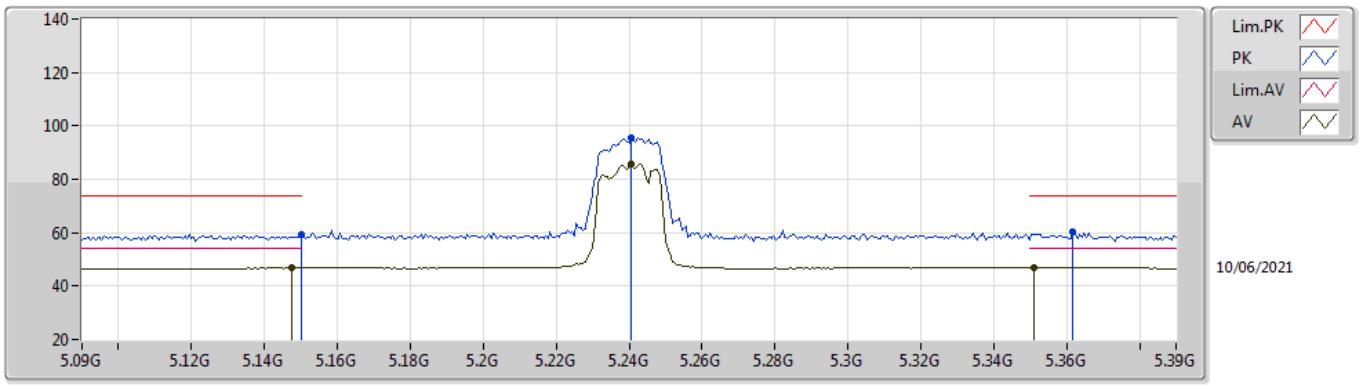

Type	Freq	Level	Limit	Margin	Factor	Dist	Condition	Azimuth	Height	Comment	Raw	AF	CL	PA
	(Hz)	(dBuV/m)	(dBuV/m)	(dB)	(dB)	(m)		(°)	(m)		(dBuV)	(dB)	(dB)	(dB)
AV	5.1476G	46.77	54.00	-7.23	8.84	3	Horizontal	334	2.04	-	37.93	34.00	9.07	34.23
AV	5.2406G	85.77	Inf	-Inf	8.76	3	Horizontal	334	2.04	-	77.01	33.88	9.12	34.24
AV	5.351G	47.00	54.00	-7.00	9.09	3	Horizontal	334	2.04	-	37.91	34.09	9.25	34.25
PK	5.15G	59.31	74.00	-14.69	8.84	3	Horizontal	334	2.04	-	50.47	34.00	9.07	34.23
PK	5.2406G	95.58	Inf	-Inf	8.76	3	Horizontal	334	2.04	-	86.82	33.88	9.12	34.24
PK	5.3618G	60.19	74.00	-13.81	9.04	3	Horizontal	334	2.04	-	51.15	34.03	9.26	34.25

802.11a_Nss1,(6Mbps)_2TX

5240MHz_TX

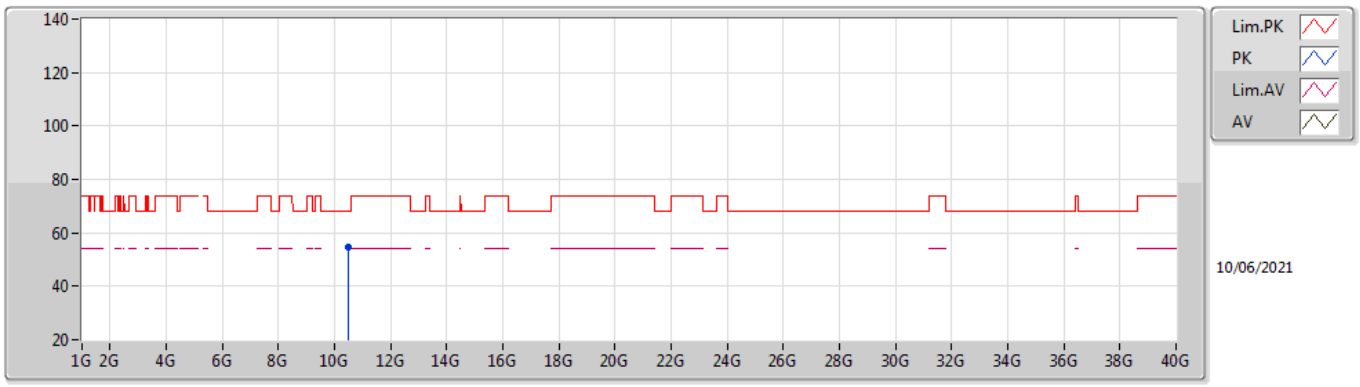

Type	Freq	Level	Limit	Margin	Factor	Dist	Condition	Azimuth	Height	Comment	Raw	AF	CL	PA
	(Hz)	(dBuV/m)	(dBuV/m)	(dB)	(dB)	(m)		(°)	(m)		(dBuV)	(dB)	(dB)	(dB)
PK	10.47524G	54.40	68.20	-13.80	16.94	3	Vertical	202	1.63	-	37.46	39.12	12.41	34.59

802.11a_Nss1,(6Mbps)_2TX

5240MHz_TX

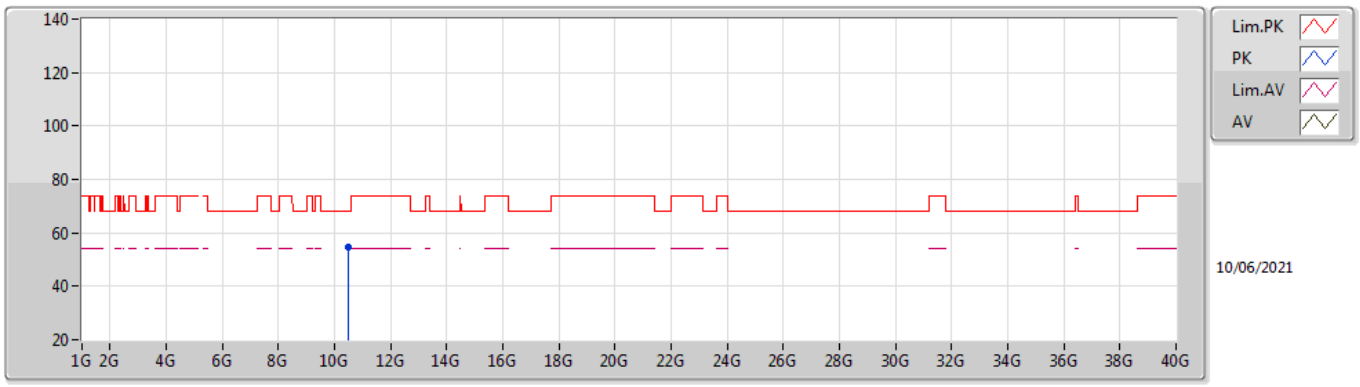

Type	Freq	Level	Limit	Margin	Factor	Dist	Condition	Azimuth	Height	Comment	Raw	AF	CL	PA
	(Hz)	(dBuV/m)	(dBuV/m)	(dB)	(dB)	(m)		(°)	(m)		(dBuV)	(dB)	(dB)	(dB)
PK	10.46836G	54.83	68.20	-13.37	16.95	3	Horizontal	247	1.50	-	37.88	39.13	12.41	34.59

802.11a_Nss1,(6Mbps)_2TX

5745MHz_TX

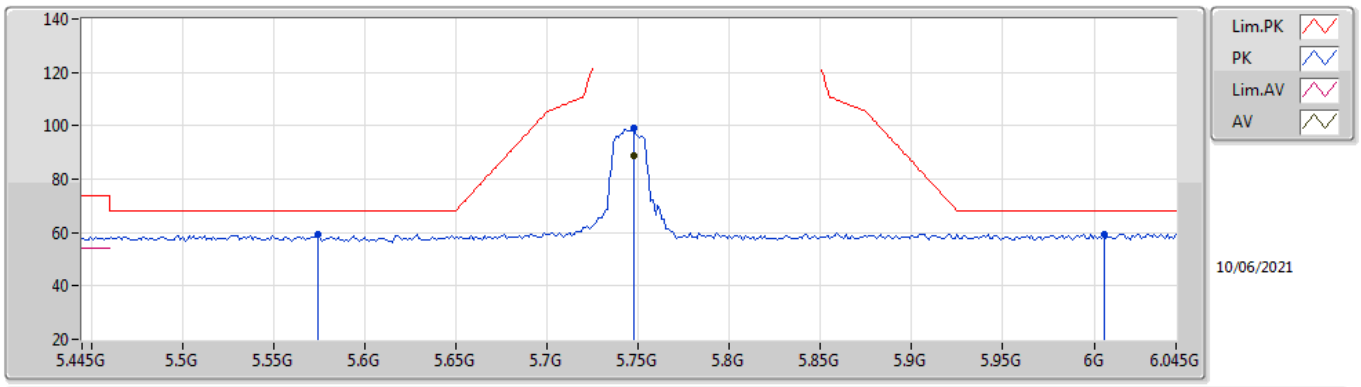

Type	Freq	Level	Limit	Margin	Factor	Dist	Condition	Azimuth	Height	Comment	Raw	AF	CL	PA
	(Hz)	(dBuV/m)	(dBuV/m)	(dB)	(dB)	(m)		(°)	(m)		(dBuV)	(dB)	(dB)	(dB)
AV	5.7474G	88.72	Inf	-Inf	8.83	3	Vertical	335	1.35	-	79.89	33.61	9.50	34.28
PK	5.5746G	59.30	68.20	-8.90	8.77	3	Vertical	335	1.35	-	50.53	33.60	9.44	34.27
PK	5.7474G	99.16	Inf	-Inf	8.83	3	Vertical	335	1.35	-	90.33	33.61	9.50	34.28
PK	6.0054G	59.50	68.20	-8.70	9.57	3	Vertical	335	1.35	-	49.93	34.20	9.68	34.31

802.11a_Nss1,(6Mbps)_2TX

5745MHz_TX

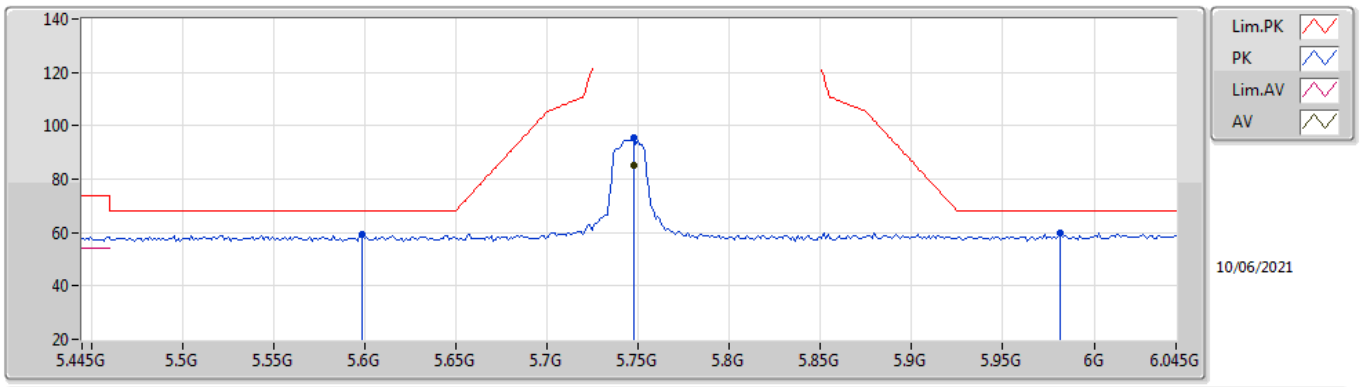

Type	Freq	Level	Limit	Margin	Factor	Dist	Condition	Azimuth	Height	Comment	Raw	AF	CL	PA
	(Hz)	(dBuV/m)	(dBuV/m)	(dB)	(dB)	(m)		(°)	(m)		(dBuV)	(dB)	(dB)	(dB)
AV	5.7474G	85.33	Inf	-Inf	8.83	3	Horizontal	334	1.48	-	76.50	33.61	9.50	34.28
PK	5.5986G	59.11	68.20	-9.09	8.70	3	Horizontal	334	1.48	-	50.41	33.51	9.46	34.27
PK	5.7474G	95.26	Inf	-Inf	8.83	3	Horizontal	334	1.48	-	86.43	33.61	9.50	34.28
PK	5.9814G	59.77	68.20	-8.43	9.49	3	Horizontal	334	1.48	-	50.28	34.13	9.67	34.31

802.11a_Nss1,(6Mbps)_2TX

5745MHz_TX

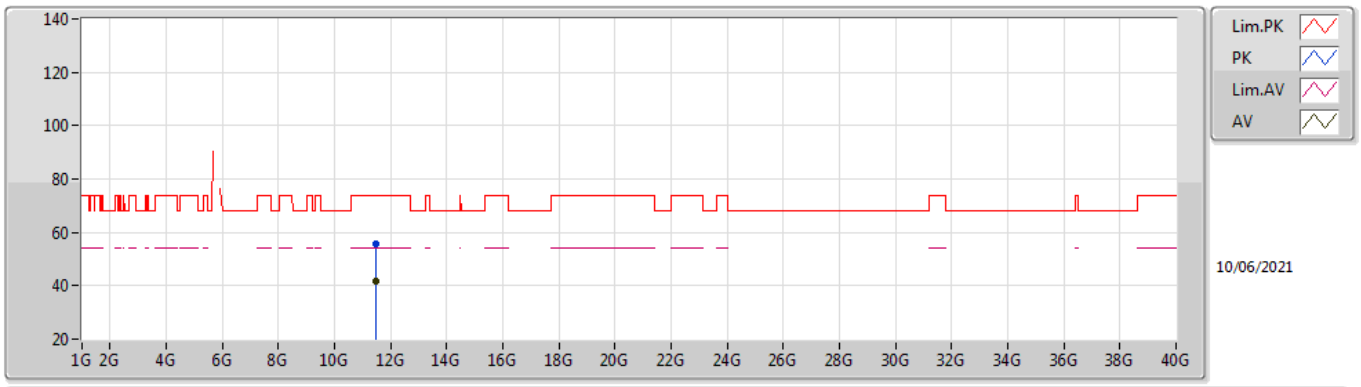

Type	Freq	Level	Limit	Margin	Factor	Dist	Condition	Azimuth	Height	Comment	Raw	AF	CL	PA
	(Hz)	(dBuV/m)	(dBuV/m)	(dB)	(dB)	(m)		(°)	(m)		(dBuV)	(dB)	(dB)	(dB)
AV	11.49664G	41.74	54.00	-12.26	19.37	3	Vertical	167	1.71	-	22.37	40.69	12.84	34.16
PK	11.49672G	55.70	74.00	-18.30	19.37	3	Vertical	167	1.71	-	36.33	40.69	12.84	34.16

802.11a_Nss1,(6Mbps)_2TX

5745MHz_TX

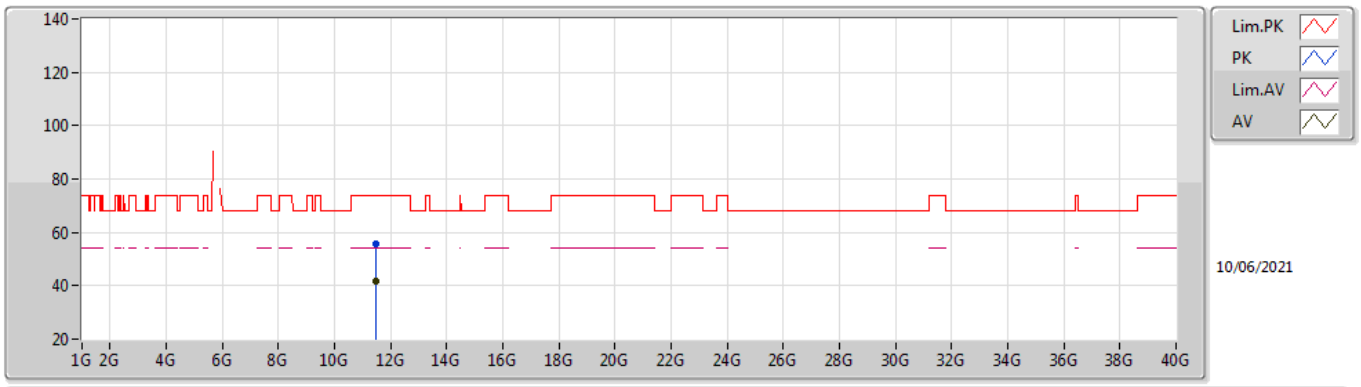

Type	Freq	Level	Limit	Margin	Factor	Dist	Condition	Azimuth	Height	Comment	Raw	AF	CL	PA
	(Hz)	(dBuV/m)	(dBuV/m)	(dB)	(dB)	(m)		(°)	(m)		(dBuV)	(dB)	(dB)	(dB)
AV	11.4864G	41.84	54.00	-12.16	19.34	3	Horizontal	357	2.02	-	22.50	40.67	12.83	34.16
PK	11.49196G	55.64	74.00	-18.36	19.36	3	Horizontal	357	2.02	-	36.28	40.68	12.84	34.16

802.11a_Nss1,(6Mbps)_2TX

5785MHz_TX

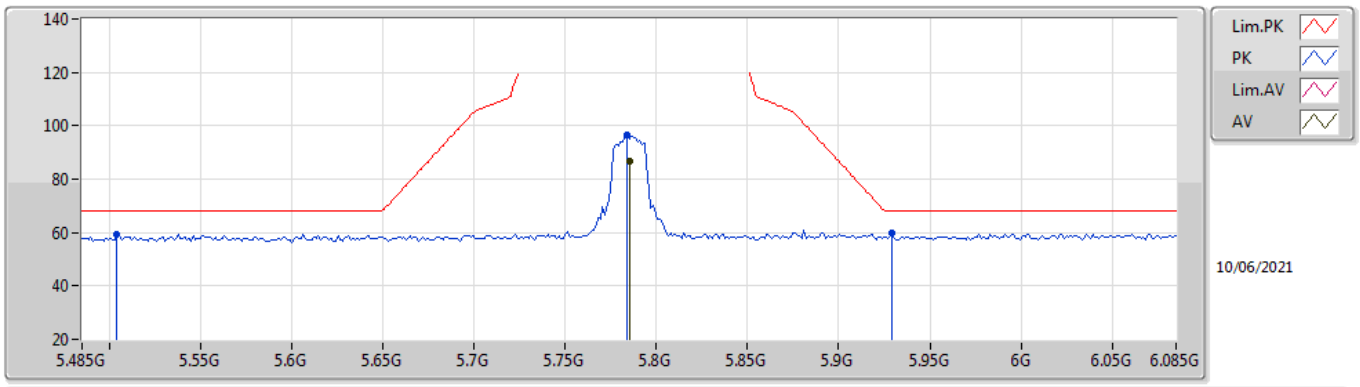

Type	Freq	Level	Limit	Margin	Factor	Dist	Condition	Azimuth	Height	Comment	Raw	AF	CL	PA
	(Hz)	(dBuV/m)	(dBuV/m)	(dB)	(dB)	(m)		(°)	(m)		(dBuV)	(dB)	(dB)	(dB)
AV	5.785G	86.89	Inf	-Inf	8.97	3	Vertical	339	1.36	-	77.92	33.74	9.52	34.29
PK	5.5042G	59.46	68.20	-8.74	8.82	3	Vertical	339	1.36	-	50.64	33.70	9.38	34.26
PK	5.7838G	96.66	Inf	-Inf	8.97	3	Vertical	339	1.36	-	87.69	33.74	9.52	34.29
PK	5.929G	59.61	68.20	-8.59	9.40	3	Vertical	339	1.36	-	50.21	34.08	9.62	34.30

802.11a_Nss1,(6Mbps)_2TX

5785MHz_TX

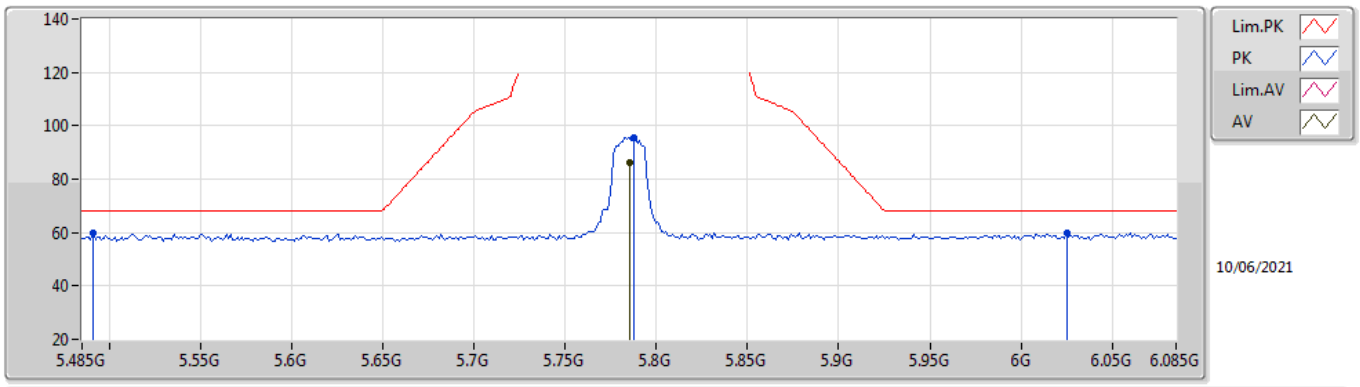

Type	Freq	Level	Limit	Margin	Factor	Dist	Condition	Azimuth	Height	Comment	Raw	AF	CL	PA
	(Hz)	(dBuV/m)	(dBuV/m)	(dB)	(dB)	(m)		(°)	(m)		(dBuV)	(dB)	(dB)	(dB)
AV	5.785G	86.18	Inf	-Inf	8.97	3	Horizontal	50	1.50	-	77.21	33.74	9.52	34.29
PK	5.491G	60.03	68.20	-8.17	8.85	3	Horizontal	50	1.50	-	51.18	33.74	9.37	34.26
PK	5.7874G	95.75	Inf	-Inf	8.98	3	Horizontal	50	1.50	-	86.77	33.75	9.52	34.29
PK	6.025G	59.96	68.20	-8.24	9.59	3	Horizontal	50	1.50	-	50.37	34.20	9.70	34.31

802.11a_Nss1,(6Mbps)_2TX

5785MHz_TX

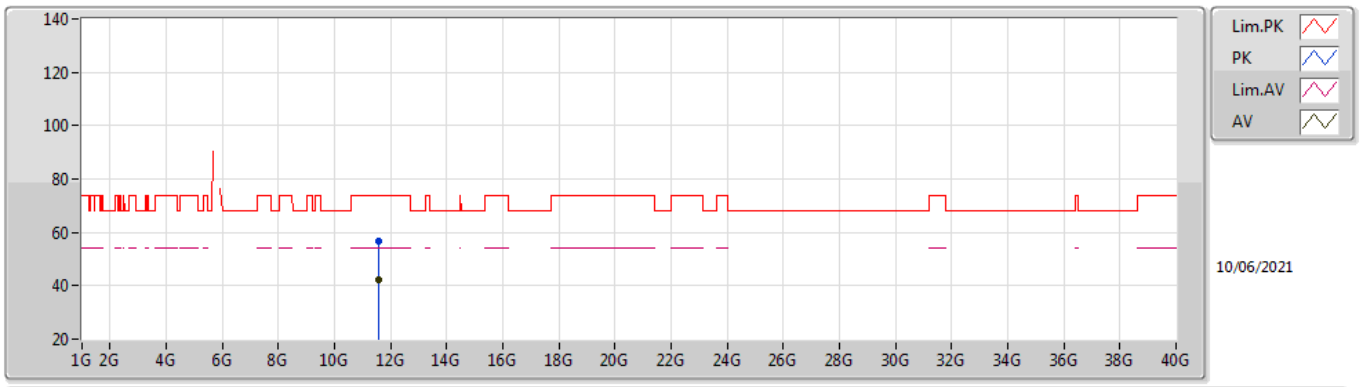

Type	Freq	Level	Limit	Margin	Factor	Dist	Condition	Azimuth	Height	Comment	Raw	AF	CL	PA
	(Hz)	(dBuV/m)	(dBuV/m)	(dB)	(dB)	(m)		(°)	(m)		(dBuV)	(dB)	(dB)	(dB)
AV	11.57792G	42.07	54.00	-11.93	19.76	3	Vertical	269	1.17	-	22.31	41.09	12.87	34.20
PK	11.56108G	56.47	74.00	-17.53	19.69	3	Vertical	269	1.17	-	36.78	41.01	12.87	34.19

802.11a_Nss1,(6Mbps)_2TX

5785MHz_TX

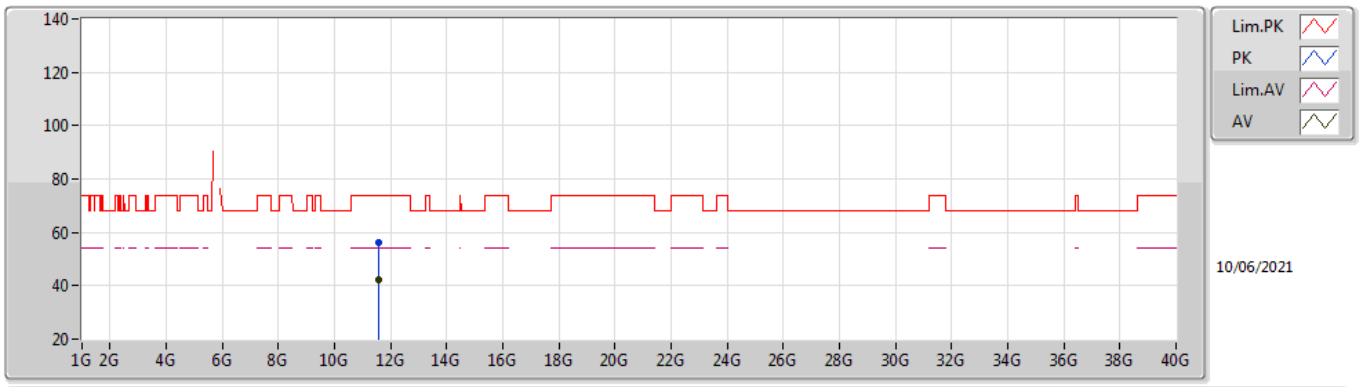

Type	Freq	Level	Limit	Margin	Factor	Dist	Condition	Azimuth	Height	Comment	Raw	AF	CL	PA
	(Hz)	(dBuV/m)	(dBuV/m)	(dB)	(dB)	(m)		(°)	(m)		(dBuV)	(dB)	(dB)	(dB)
AV	11.56264G	42.04	54.00	-11.96	19.69	3	Horizontal	223	1.00	-	22.35	41.01	12.87	34.19
PK	11.5684G	56.19	74.00	-17.81	19.72	3	Horizontal	223	1.00	-	36.47	41.04	12.87	34.19

802.11a_Nss1,(6Mbps)_2TX

5825MHz_TX

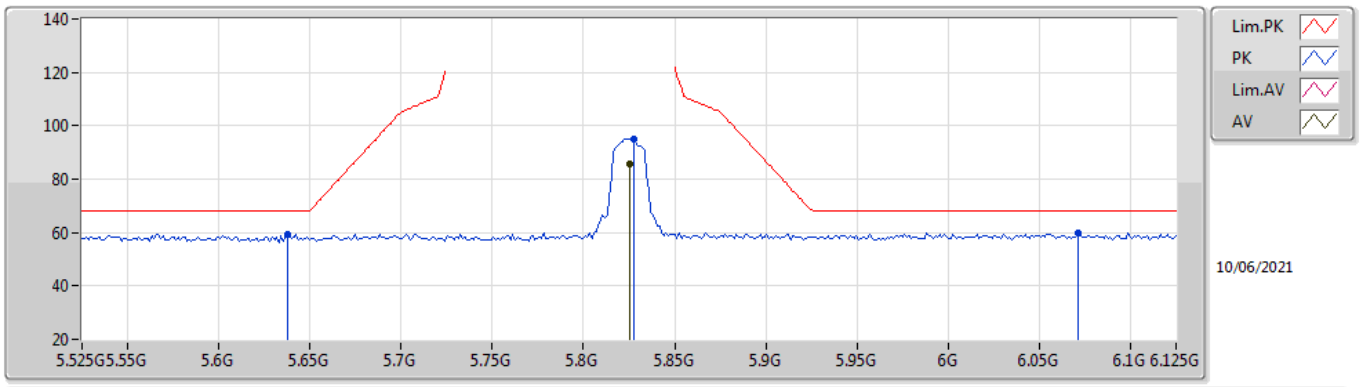

Type	Freq	Level	Limit	Margin	Factor	Dist	Condition	Azimuth	Height	Comment	Raw	AF	CL	PA
	(Hz)	(dBuV/m)	(dBuV/m)	(dB)	(dB)	(m)		(°)	(m)		(dBuV)	(dB)	(dB)	(dB)
AV	5.825G	85.88	Inf	-Inf	9.05	3	Vertical	23	1.50	-	76.83	33.80	9.54	34.29
PK	5.6378G	59.36	68.20	-8.84	8.70	3	Vertical	23	1.50	-	50.66	33.50	9.47	34.27
PK	5.8274G	95.22	Inf	-Inf	9.05	3	Vertical	23	1.50	-	86.17	33.80	9.54	34.29
PK	6.071G	59.96	68.20	-8.24	9.58	3	Vertical	23	1.50	-	50.38	34.16	9.74	34.32

802.11a_Nss1,(6Mbps)_2TX

5825MHz_TX

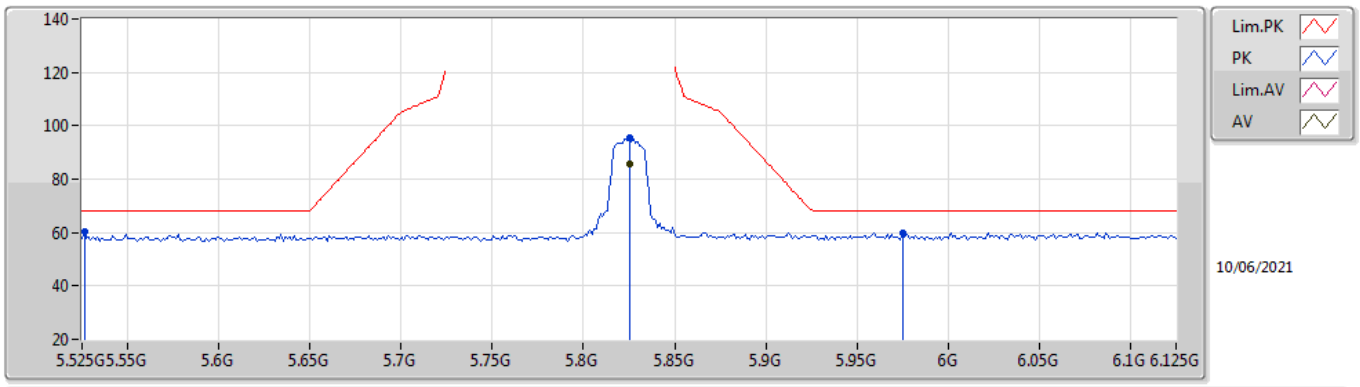

Type	Freq	Level	Limit	Margin	Factor	Dist	Condition	Azimuth	Height	Comment	Raw	AF	CL	PA
	(Hz)	(dBuV/m)	(dBuV/m)	(dB)	(dB)	(m)		(°)	(m)		(dBuV)	(dB)	(dB)	(dB)
AV	5.825G	85.66	Inf	-Inf	9.05	3	Horizontal	350	1.40	-	76.61	33.80	9.54	34.29
PK	5.5262G	60.10	68.20	-8.10	8.84	3	Horizontal	350	1.40	-	51.26	33.70	9.40	34.26
PK	5.825G	95.51	Inf	-Inf	9.05	3	Horizontal	350	1.40	-	86.46	33.80	9.54	34.29
PK	5.975G	59.87	68.20	-8.33	9.45	3	Horizontal	350	1.40	-	50.42	34.10	9.66	34.31

802.11a_Nss1,(6Mbps)_2TX

5825MHz_TX

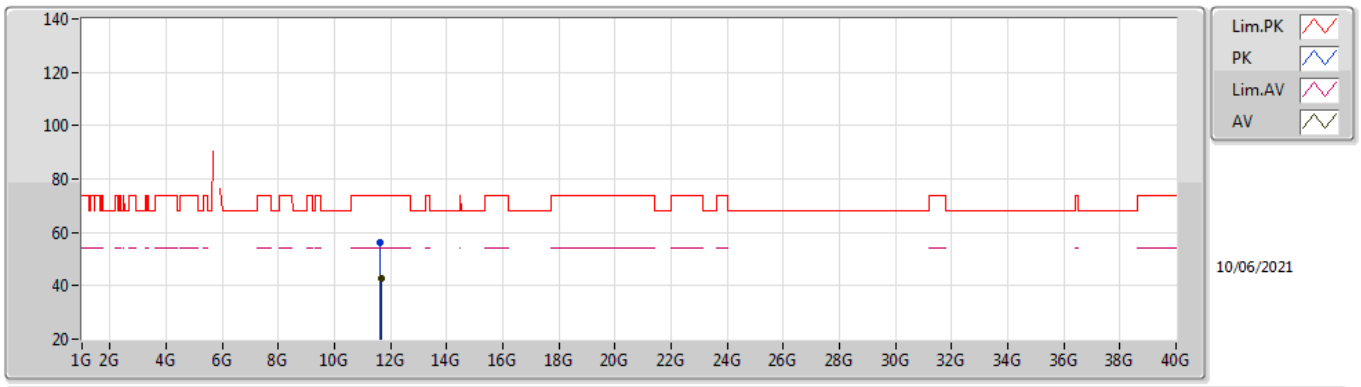

Type	Freq	Level	Limit	Margin	Factor	Dist	Condition	Azimuth	Height	Comment	Raw	AF	CL	PA
	(Hz)	(dBuV/m)	(dBuV/m)	(dB)	(dB)	(m)		(°)	(m)		(dBuV)	(dB)	(dB)	(dB)
AV	11.65G	42.82	54.00	-11.18	19.87	3	Vertical	161	1.02	-	22.95	41.20	12.90	34.23
PK	11.64512G	56.15	74.00	-17.85	19.87	3	Vertical	161	1.02	-	36.28	41.20	12.90	34.23

802.11a_Nss1,(6Mbps)_2TX

5825MHz_TX

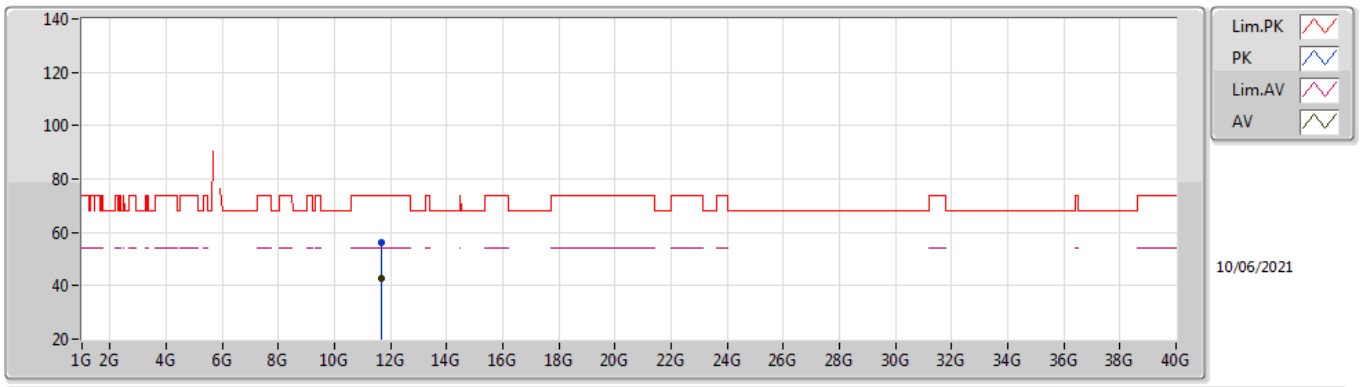

Type	Freq	Level	Limit	Margin	Factor	Dist	Condition	Azimuth	Height	Comment	Raw	AF	CL	PA
	(Hz)	(dBuV/m)	(dBuV/m)	(dB)	(dB)	(m)		(°)	(m)		(dBuV)	(dB)	(dB)	(dB)
AV	11.64996G	42.85	54.00	-11.15	19.87	3	Horizontal	226	1.86	-	22.98	41.20	12.90	34.23
PK	11.65188G	56.33	74.00	-17.67	19.87	3	Horizontal	226	1.86	-	36.46	41.20	12.90	34.23

802.11ac VHT20_Nss1,(MCS0)_2TX

5180MHz_TX

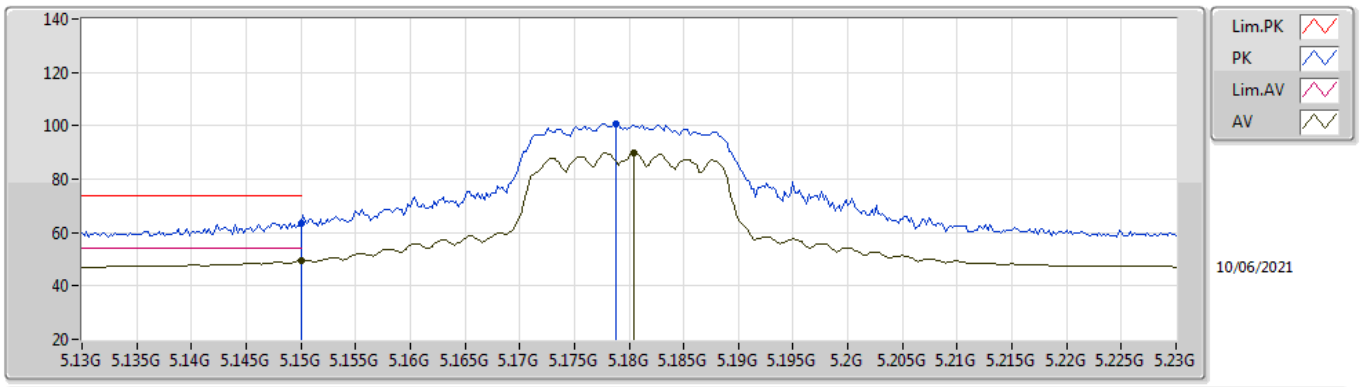

Type	Freq	Level	Limit	Margin	Factor	Dist	Condition	Azimuth	Height	Comment	Raw	AF	CL	PA
	(Hz)	(dBuV/m)	(dBuV/m)	(dB)	(dB)	(m)		(°)	(m)		(dBuV)	(dB)	(dB)	(dB)
AV	5.15G	49.36	54.00	-4.64	8.84	3	Vertical	40	2.16	-	40.52	34.00	9.07	34.23
AV	5.1804G	90.07	Inf	-Inf	8.73	3	Vertical	40	2.16	-	81.34	33.88	9.08	34.23
PK	5.15G	63.63	74.00	-10.37	8.84	3	Vertical	40	2.16	-	54.79	34.00	9.07	34.23
PK	5.1788G	100.69	Inf	-Inf	8.73	3	Vertical	40	2.16	-	91.96	33.88	9.08	34.23

802.11ac VHT20_Nss1,(MCS0)_2TX

5180MHz_TX

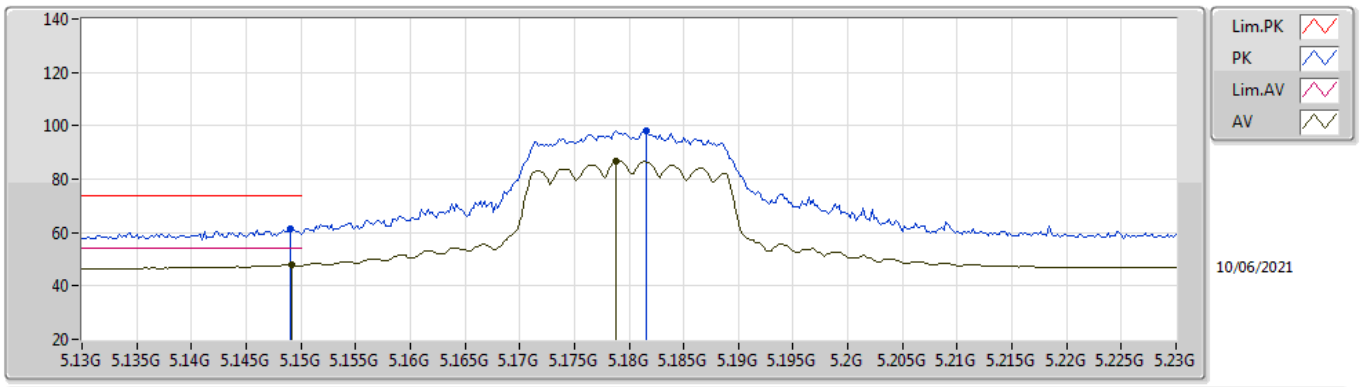

Type	Freq	Level	Limit	Margin	Factor	Dist	Condition	Azimuth	Height	Comment	Raw	AF	CL	PA
	(Hz)	(dBuV/m)	(dBuV/m)	(dB)	(dB)	(m)		(°)	(m)		(dBuV)	(dB)	(dB)	(dB)
AV	5.1492G	47.91	54.00	-6.09	8.84	3	Horizontal	23	1.92	-	39.07	34.00	9.07	34.23
AV	5.1788G	86.75	Inf	-Inf	8.73	3	Horizontal	23	1.92	-	78.02	33.88	9.08	34.23
PK	5.149G	61.40	74.00	-12.60	8.84	3	Horizontal	23	1.92	-	52.56	34.00	9.07	34.23
PK	5.1816G	98.04	Inf	-Inf	8.72	3	Horizontal	23	1.92	-	89.32	33.87	9.08	34.23

802.11ac VHT20_Nss1,(MCS0)_2TX

5180MHz_TX

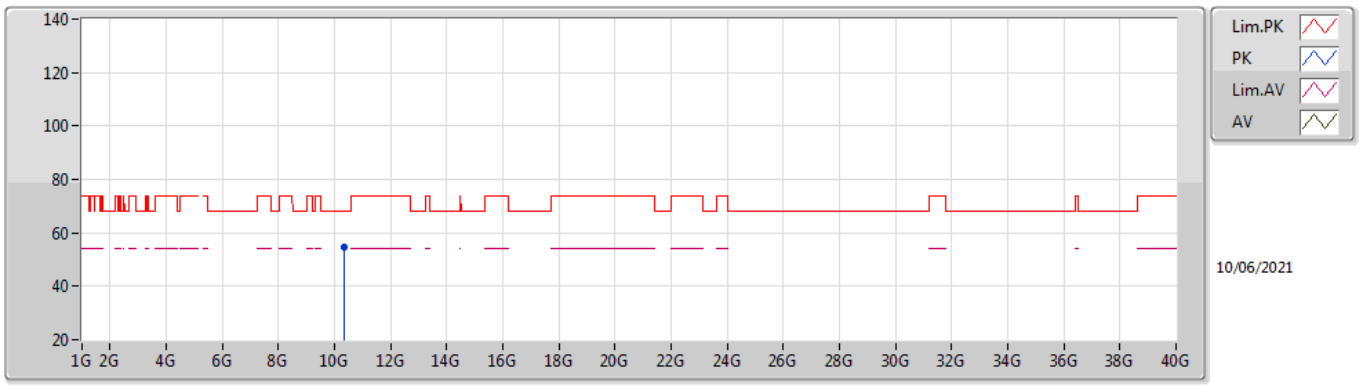

Type	Freq	Level	Limit	Margin	Factor	Dist	Condition	Azimuth	Height	Comment	Raw	AF	CL	PA
	(Hz)	(dBuV/m)	(dBuV/m)	(dB)	(dB)	(m)		(°)	(m)		(dBuV)	(dB)	(dB)	(dB)
PK	10.35664G	54.55	68.20	-13.65	16.75	3	Vertical	208	1.04	-	37.80	39.07	12.36	34.68

802.11ac VHT20_Nss1,(MCS0)_2TX

5180MHz_TX

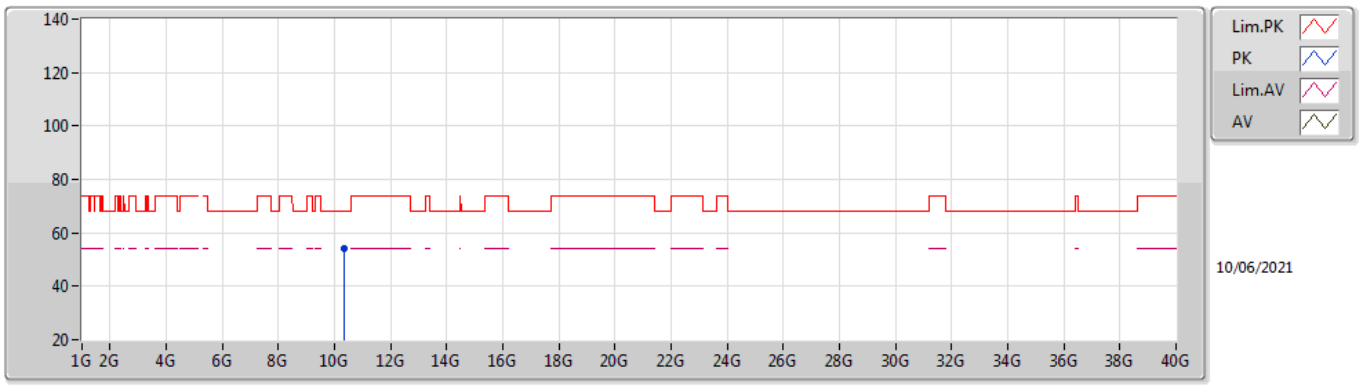

Type	Freq	Level	Limit	Margin	Factor	Dist	Condition	Azimuth	Height	Comment	Raw	AF	CL	PA
	(Hz)	(dBuV/m)	(dBuV/m)	(dB)	(dB)	(m)		(°)	(m)		(dBuV)	(dB)	(dB)	(dB)
PK	10.36152G	54.33	68.20	-13.87	16.76	3	Horizontal	91	1.40	-	37.57	39.08	12.36	34.68

802.11ac VHT20_Nss1,(MCS0)_2TX

5200MHz_TX

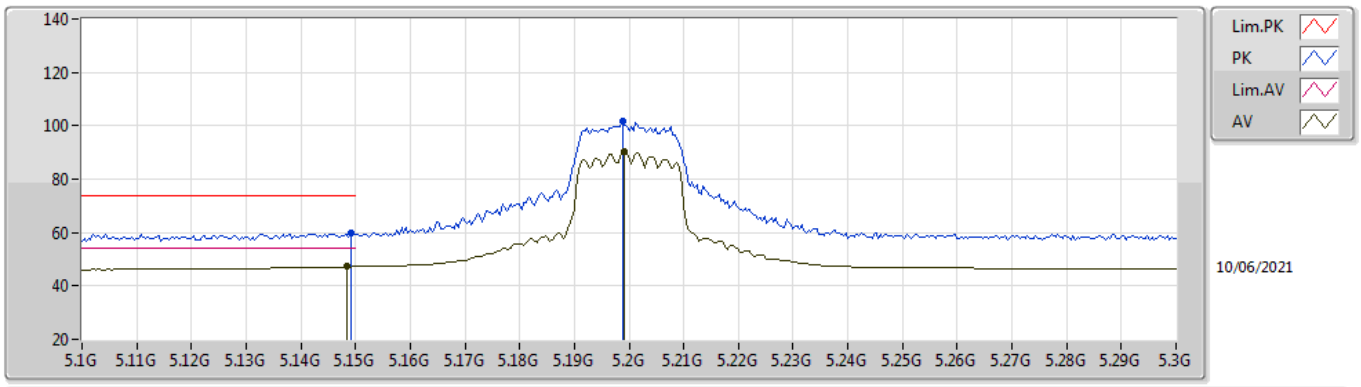

Type	Freq	Level	Limit	Margin	Factor	Dist	Condition	Azimuth	Height	Comment	Raw	AF	CL	PA
	(Hz)	(dBuV/m)	(dBuV/m)	(dB)	(dB)	(m)		(°)	(m)		(dBuV)	(dB)	(dB)	(dB)
AV	5.1484G	47.19	54.00	-6.81	8.84	3	Vertical	131	2.22	-	38.35	34.00	9.07	34.23
AV	5.1992G	90.24	Inf	-Inf	8.64	3	Vertical	131	2.22	-	81.60	33.80	9.08	34.24
PK	5.1492G	59.63	74.00	-14.37	8.84	3	Vertical	131	2.22	-	50.79	34.00	9.07	34.23
PK	5.1988G	101.82	Inf	-Inf	8.64	3	Vertical	131	2.22	-	93.18	33.80	9.08	34.24

802.11ac VHT20_Nss1,(MCS0)_2TX

5200MHz_TX

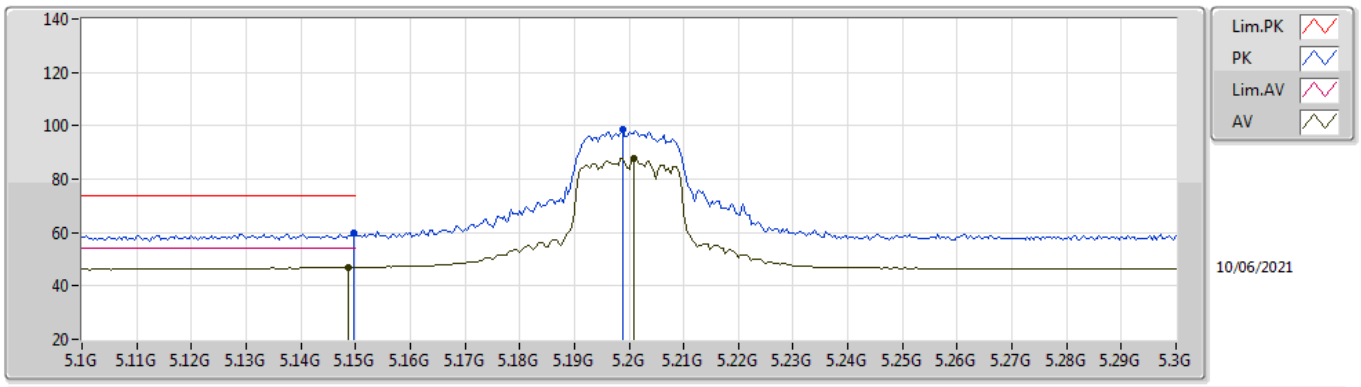

Type	Freq	Level	Limit	Margin	Factor	Dist	Condition	Azimuth	Height	Comment	Raw	AF	CL	PA
	(Hz)	(dBuV/m)	(dBuV/m)	(dB)	(dB)	(m)		(°)	(m)		(dBuV)	(dB)	(dB)	(dB)
AV	5.1488G	46.96	54.00	-7.04	8.84	3	Horizontal	4	2.92	-	38.12	34.00	9.07	34.23
AV	5.2008G	87.79	Inf	-Inf	8.64	3	Horizontal	4	2.92	-	79.15	33.80	9.08	34.24
PK	5.1496G	59.63	74.00	-14.37	8.84	3	Horizontal	4	2.92	-	50.79	34.00	9.07	34.23
PK	5.1988G	98.64	Inf	-Inf	8.64	3	Horizontal	4	2.92	-	90.00	33.80	9.08	34.24

802.11ac VHT20_Nss1,(MCS0)_2TX

5200MHz_TX

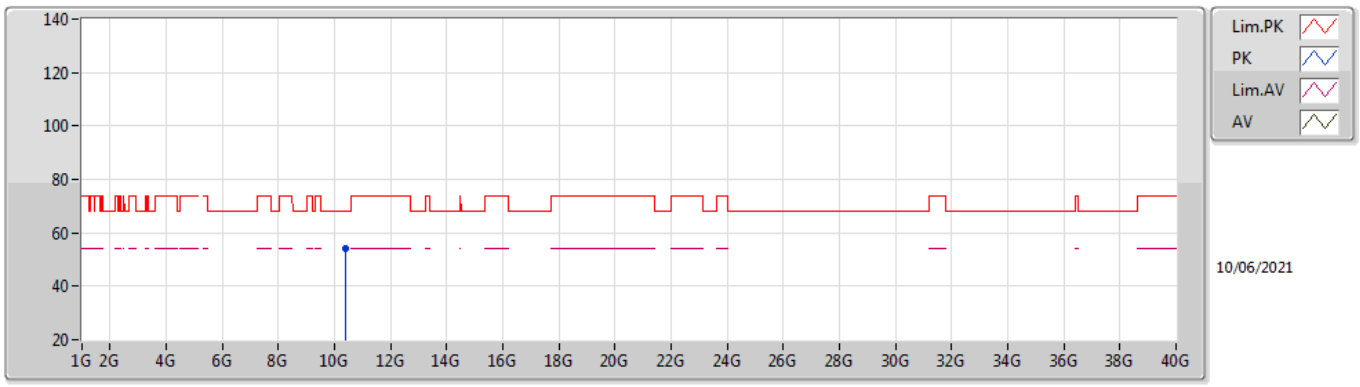

Type	Freq	Level	Limit	Margin	Factor	Dist	Condition	Azimuth	Height	Comment	Raw	AF	CL	PA
	(Hz)	(dBuV/m)	(dBuV/m)	(dB)	(dB)	(m)		(°)	(m)		(dBuV)	(dB)	(dB)	(dB)
PK	10.39316G	54.13	68.20	-14.07	16.91	3	Vertical	208	1.71	-	37.22	39.18	12.38	34.65

802.11ac VHT20_Nss1,(MCS0)_2TX

5200MHz_TX

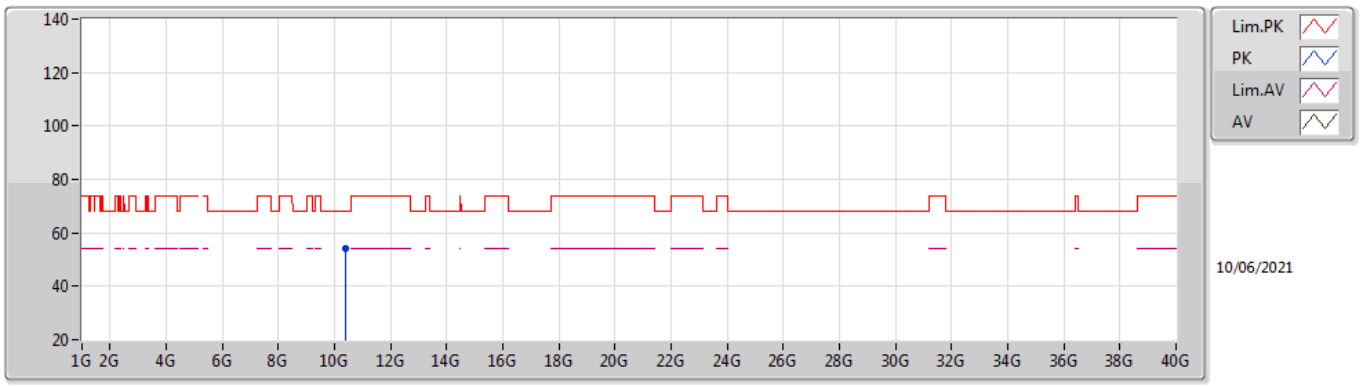

Type	Freq	Level	Limit	Margin	Factor	Dist	Condition	Azimuth	Height	Comment	Raw	AF	CL	PA
	(Hz)	(dBuV/m)	(dBuV/m)	(dB)	(dB)	(m)		(°)	(m)		(dBuV)	(dB)	(dB)	(dB)
PK	10.40476G	54.25	68.20	-13.95	16.94	3	Horizontal	183	2.48	-	37.31	39.20	12.38	34.64

802.11ac VHT20_Nss1,(MCS0)_2TX

5240MHz_TX

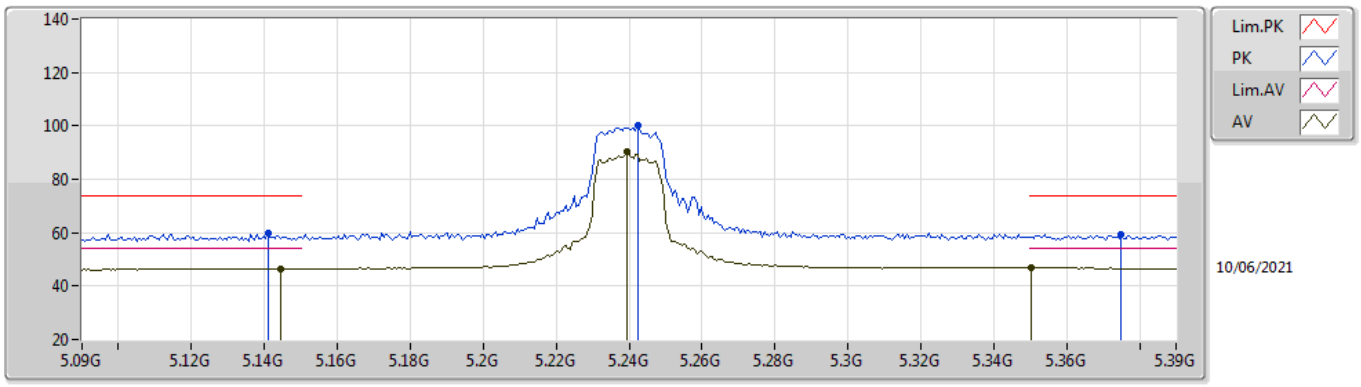

Type	Freq	Level	Limit	Margin	Factor	Dist	Condition	Azimuth	Height	Comment	Raw	AF	CL	PA
	(Hz)	(dBuV/m)	(dBuV/m)	(dB)	(dB)	(m)		(°)	(m)		(dBuV)	(dB)	(dB)	(dB)
AV	5.1446G	46.57	54.00	-7.43	8.83	3	Vertical	21	1.68	-	37.74	33.99	9.07	34.23
AV	5.2394G	90.21	Inf	-Inf	8.76	3	Vertical	21	1.68	-	81.45	33.88	9.12	34.24
AV	5.3504G	46.93	54.00	-7.07	9.10	3	Vertical	21	1.68	-	37.83	34.10	9.25	34.25
PK	5.141G	59.71	74.00	-14.29	8.82	3	Vertical	21	1.68	-	50.89	33.98	9.07	34.23
PK	5.2424G	100.14	Inf	-Inf	8.77	3	Vertical	21	1.68	-	91.37	33.88	9.13	34.24
PK	5.375G	59.52	74.00	-14.48	8.97	3	Vertical	21	1.68	-	50.55	33.95	9.27	34.25

802.11ac VHT20_Nss1,(MCS0)_2TX

5240MHz_TX

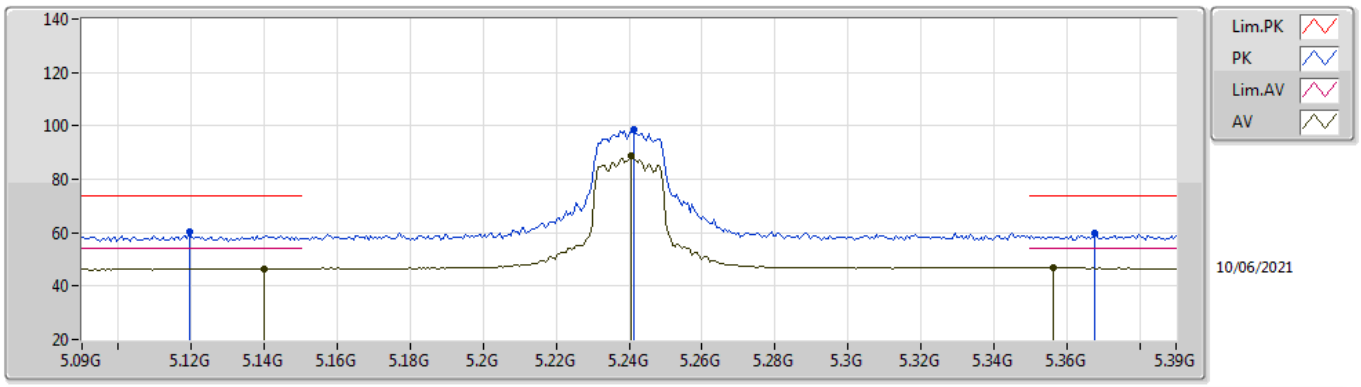

Type	Freq	Level	Limit	Margin	Factor	Dist	Condition	Azimuth	Height	Comment	Raw	AF	CL	PA
	(Hz)	(dBuV/m)	(dBuV/m)	(dB)	(dB)	(m)		(°)	(m)		(dBuV)	(dB)	(dB)	(dB)
AV	5.1398G	46.59	54.00	-7.41	8.82	3	Horizontal	14	1.50	-	37.77	33.98	9.07	34.23
AV	5.2406G	88.60	Inf	-Inf	8.76	3	Horizontal	14	1.50	-	79.84	33.88	9.12	34.24
AV	5.3564G	46.88	54.00	-7.12	9.06	3	Horizontal	14	1.50	-	37.82	34.06	9.25	34.25
PK	5.1194G	60.15	74.00	-13.85	8.78	3	Horizontal	14	1.50	-	51.37	33.94	9.07	34.23
PK	5.2412G	98.38	Inf	-Inf	8.77	3	Horizontal	14	1.50	-	89.61	33.88	9.13	34.24
PK	5.3678G	59.82	74.00	-14.18	9.00	3	Horizontal	14	1.50	-	50.82	33.99	9.26	34.25

802.11ac VHT20_Nss1,(MCS0)_2TX

5240MHz_TX

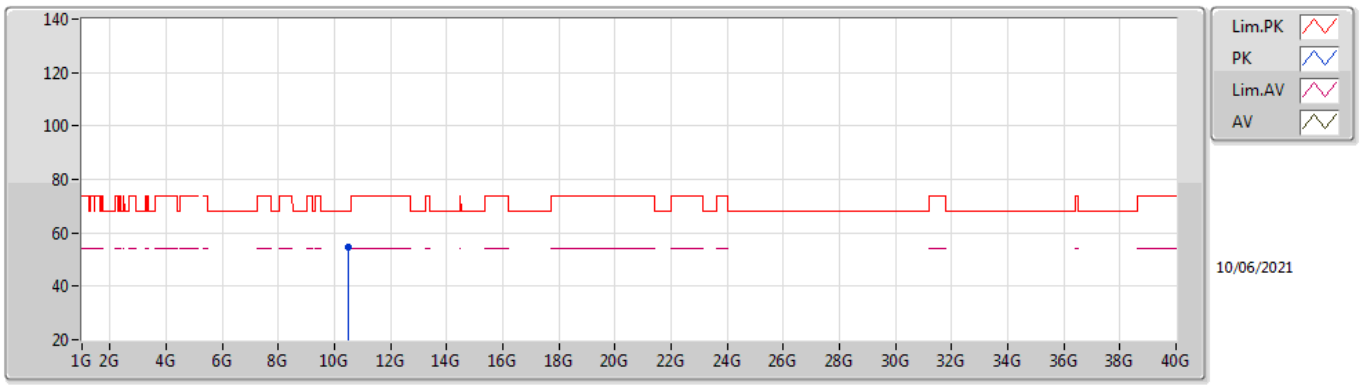

Type	Freq	Level	Limit	Margin	Factor	Dist	Condition	Azimuth	Height	Comment	Raw	AF	CL	PA
	(Hz)	(dBuV/m)	(dBuV/m)	(dB)	(dB)	(m)		(°)	(m)		(dBuV)	(dB)	(dB)	(dB)
PK	10.48128G	54.52	68.20	-13.68	16.95	3	Vertical	197	1.91	-	37.57	39.12	12.41	34.58

802.11ac VHT20_Nss1,(MCS0)_2TX

5240MHz_TX

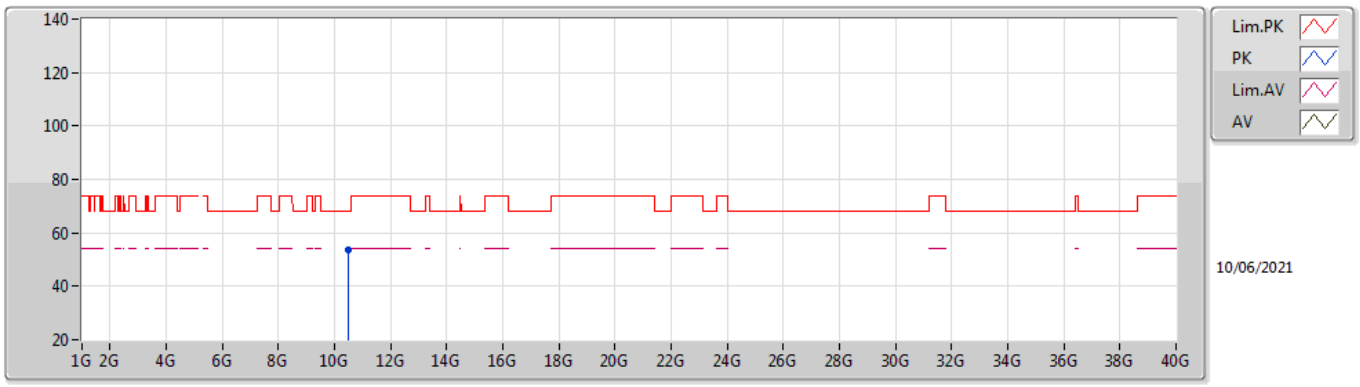

Type	Freq	Level	Limit	Margin	Factor	Dist	Condition	Azimuth	Height	Comment	Raw	AF	CL	PA
	(Hz)	(dBuV/m)	(dBuV/m)	(dB)	(dB)	(m)		(°)	(m)		(dBuV)	(dB)	(dB)	(dB)
PK	10.4736G	53.46	68.20	-14.74	16.95	3	Horizontal	330	1.51	-	36.51	39.13	12.41	34.59

802.11ac VHT20_Nss1,(MCS0)_2TX

5745MHz_TX

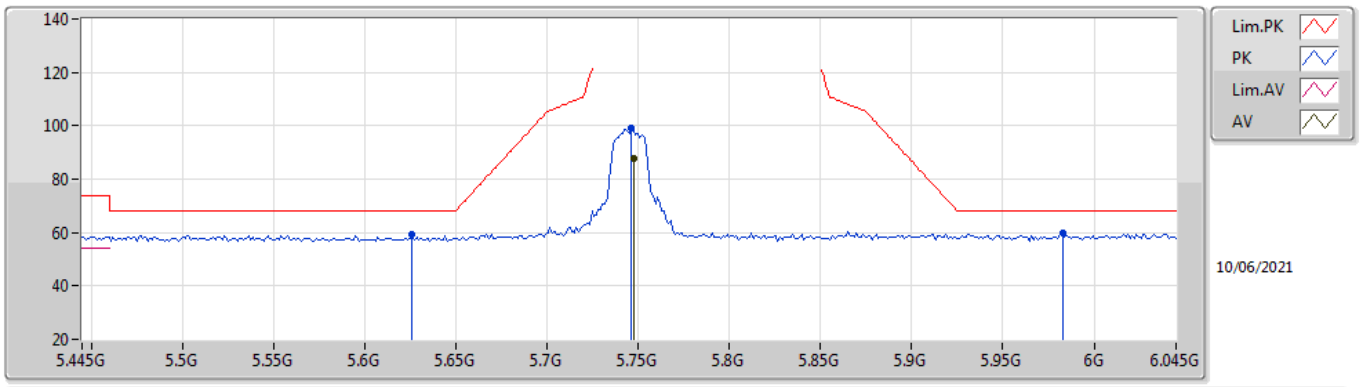

Type	Freq	Level	Limit	Margin	Factor	Dist	Condition	Azimuth	Height	Comment	Raw	AF	CL	PA
	(Hz)	(dBuV/m)	(dBuV/m)	(dB)	(dB)	(m)		(°)	(m)		(dBuV)	(dB)	(dB)	(dB)
AV	5.7474G	87.82	Inf	-Inf	8.83	3	Vertical	337	1.50	-	78.99	33.61	9.50	34.28
PK	5.6262G	59.34	68.20	-8.86	8.70	3	Vertical	337	1.50	-	50.64	33.50	9.47	34.27
PK	5.7462G	99.30	Inf	-Inf	8.83	3	Vertical	337	1.50	-	90.47	33.61	9.50	34.28
PK	5.9826G	59.67	68.20	-8.53	9.49	3	Vertical	337	1.50	-	50.18	34.13	9.67	34.31

802.11ac VHT20_Nss1,(MCS0)_2TX

5745MHz_TX

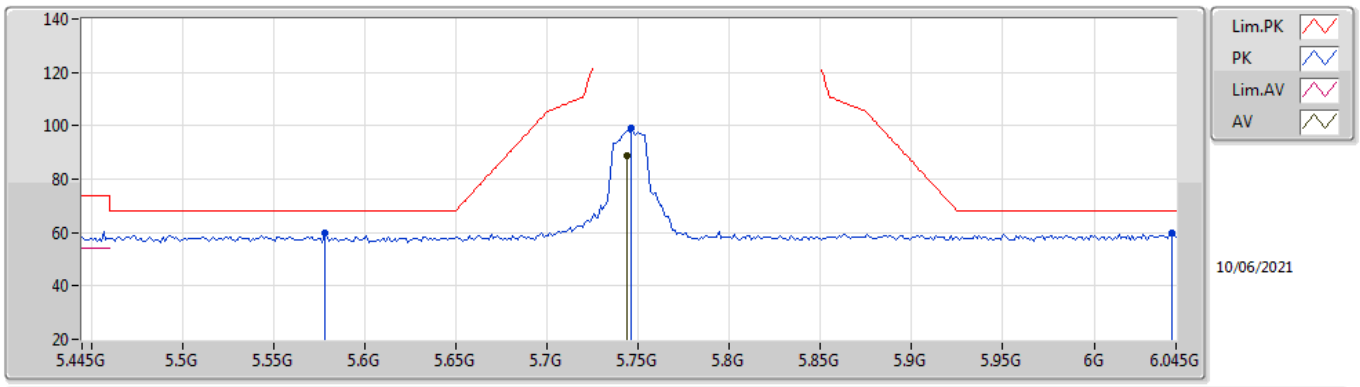

Type	Freq	Level	Limit	Margin	Factor	Dist	Condition	Azimuth	Height	Comment	Raw	AF	CL	PA
	(Hz)	(dBuV/m)	(dBuV/m)	(dB)	(dB)	(m)		(°)	(m)		(dBuV)	(dB)	(dB)	(dB)
AV	5.7438G	88.70	Inf	-Inf	8.83	3	Horizontal	248	2.70	-	79.87	33.61	9.50	34.28
PK	5.5782G	59.89	68.20	-8.31	8.76	3	Horizontal	248	2.70	-	51.13	33.59	9.44	34.27
PK	5.7462G	99.06	Inf	-Inf	8.83	3	Horizontal	248	2.70	-	90.23	33.61	9.50	34.28
PK	6.0426G	59.65	68.20	-8.55	9.60	3	Horizontal	248	2.70	-	50.05	34.20	9.71	34.31

802.11ac VHT20_Nss1,(MCS0)_2TX

5745MHz_TX

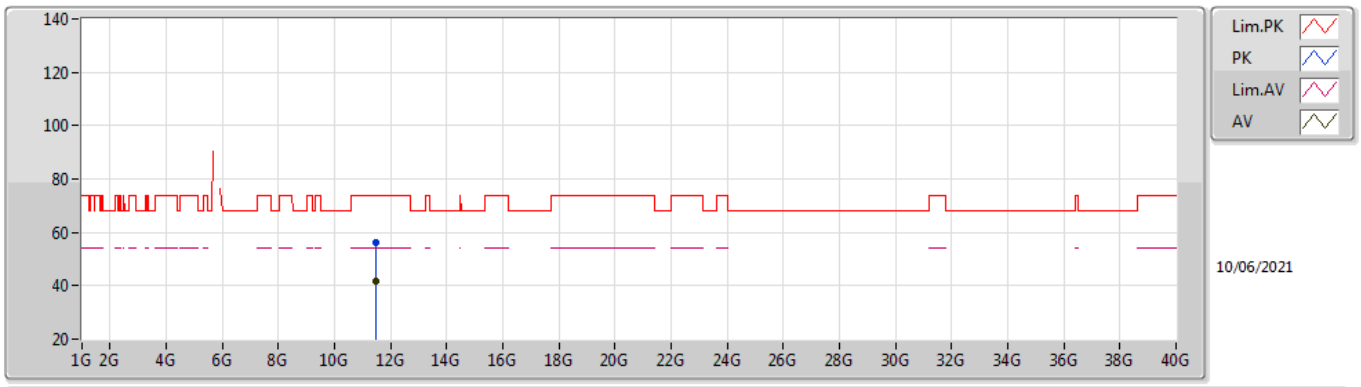

Type	Freq	Level	Limit	Margin	Factor	Dist	Condition	Azimuth	Height	Comment	Raw	AF	CL	PA
	(Hz)	(dBuV/m)	(dBuV/m)	(dB)	(dB)	(m)		(°)	(m)		(dBuV)	(dB)	(dB)	(dB)
AV	11.48896G	41.86	54.00	-12.14	19.36	3	Vertical	59	1.94	-	22.50	40.68	12.84	34.16
PK	11.49132G	55.97	74.00	-18.03	19.36	3	Vertical	59	1.94	-	36.61	40.68	12.84	34.16

802.11ac VHT20_Nss1,(MCS0)_2TX

5745MHz_TX

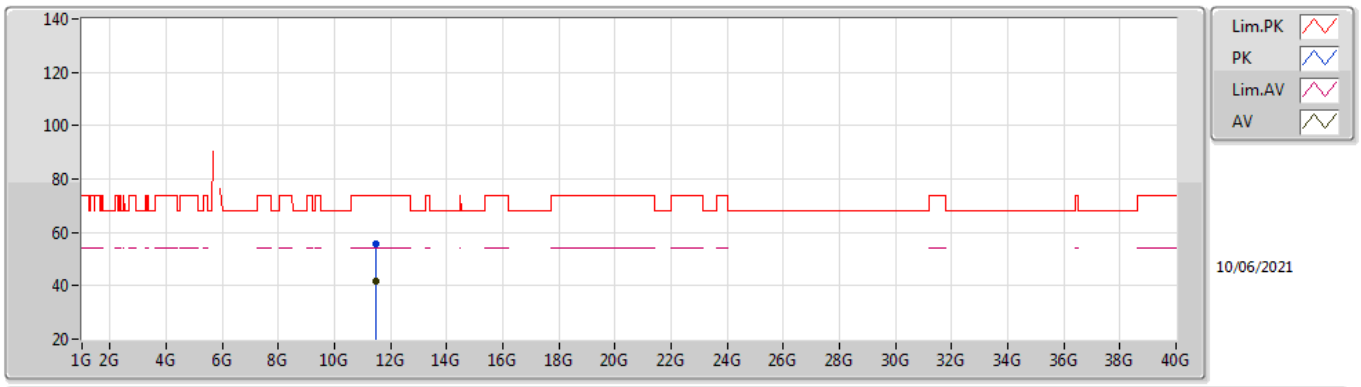

Type	Freq	Level	Limit	Margin	Factor	Dist	Condition	Azimuth	Height	Comment	Raw	AF	CL	PA
	(Hz)	(dBuV/m)	(dBuV/m)	(dB)	(dB)	(m)		(°)	(m)		(dBuV)	(dB)	(dB)	(dB)
AV	11.49904G	41.93	54.00	-12.07	19.38	3	Horizontal	31	2.40	-	22.55	40.70	12.84	34.16
PK	11.49692G	55.56	74.00	-18.44	19.37	3	Horizontal	31	2.40	-	36.19	40.69	12.84	34.16

802.11ac VHT20_Nss1,(MCS0)_2TX

5785MHz_TX

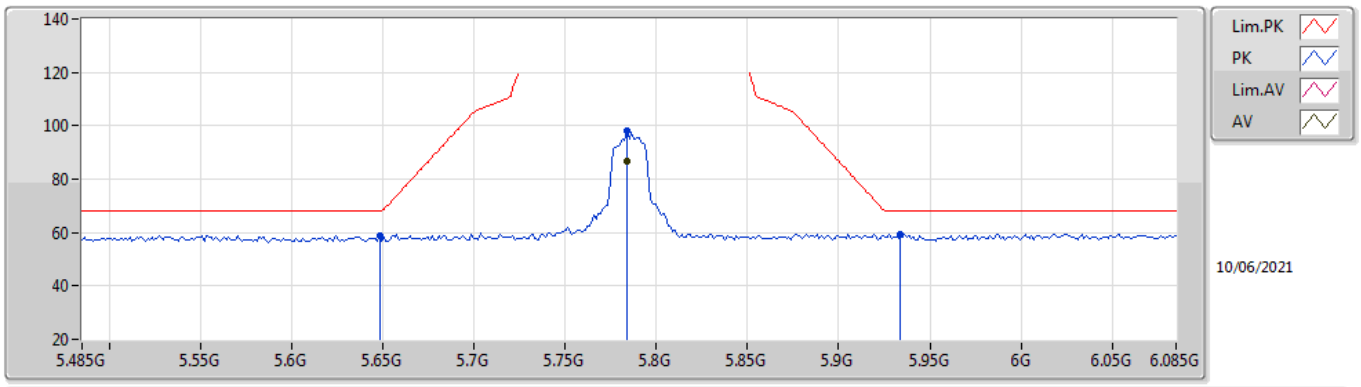

Type	Freq	Level	Limit	Margin	Factor	Dist	Condition	Azimuth	Height	Comment	Raw	AF	CL	PA
	(Hz)	(dBuV/m)	(dBuV/m)	(dB)	(dB)	(m)		(°)	(m)		(dBuV)	(dB)	(dB)	(dB)
AV	5.7838G	86.53	Inf	-Inf	8.97	3	Vertical	339	1.37	-	77.56	33.74	9.52	34.29
PK	5.6482G	58.88	68.20	-9.32	8.70	3	Vertical	339	1.37	-	50.18	33.50	9.47	34.27
PK	5.7838G	97.93	Inf	-Inf	8.97	3	Vertical	339	1.37	-	88.96	33.74	9.52	34.29
PK	5.9338G	59.49	68.20	-8.71	9.39	3	Vertical	339	1.37	-	50.10	34.06	9.63	34.30

802.11ac VHT20_Nss1,(MCS0)_2TX

5785MHz_TX

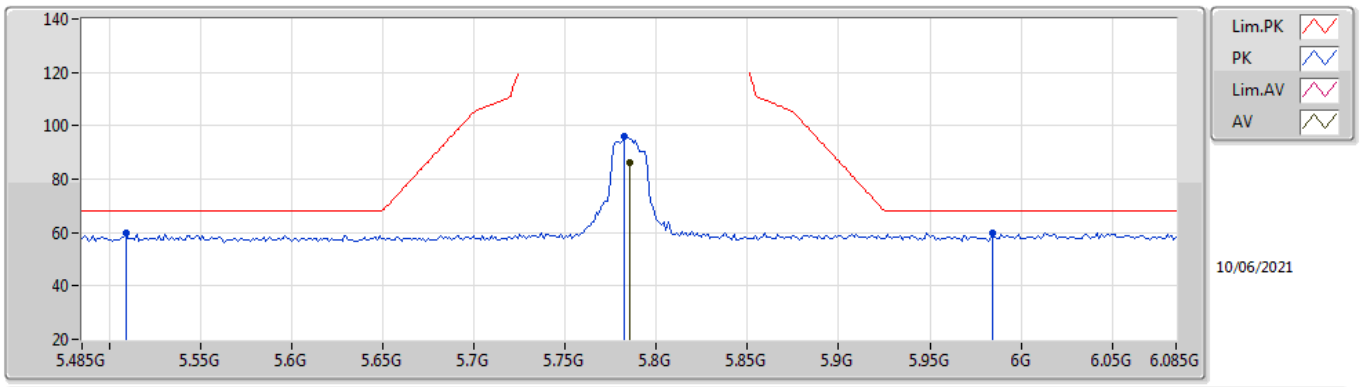

Type	Freq	Level	Limit	Margin	Factor	Dist	Condition	Azimuth	Height	Comment	Raw	AF	CL	PA
	(Hz)	(dBuV/m)	(dBuV/m)	(dB)	(dB)	(m)		(°)	(m)		(dBuV)	(dB)	(dB)	(dB)
AV	5.785G	86.28	Inf	-Inf	8.97	3	Horizontal	51	1.46	-	77.31	33.74	9.52	34.29
PK	5.509G	59.86	68.20	-8.34	8.83	3	Horizontal	51	1.46	-	51.03	33.70	9.39	34.26
PK	5.7826G	95.85	Inf	-Inf	8.95	3	Horizontal	51	1.46	-	86.90	33.73	9.51	34.29
PK	5.9842G	60.04	68.20	-8.16	9.50	3	Horizontal	51	1.46	-	50.54	34.14	9.67	34.31

802.11ac VHT20_Nss1,(MCS0)_2TX

5785MHz_TX

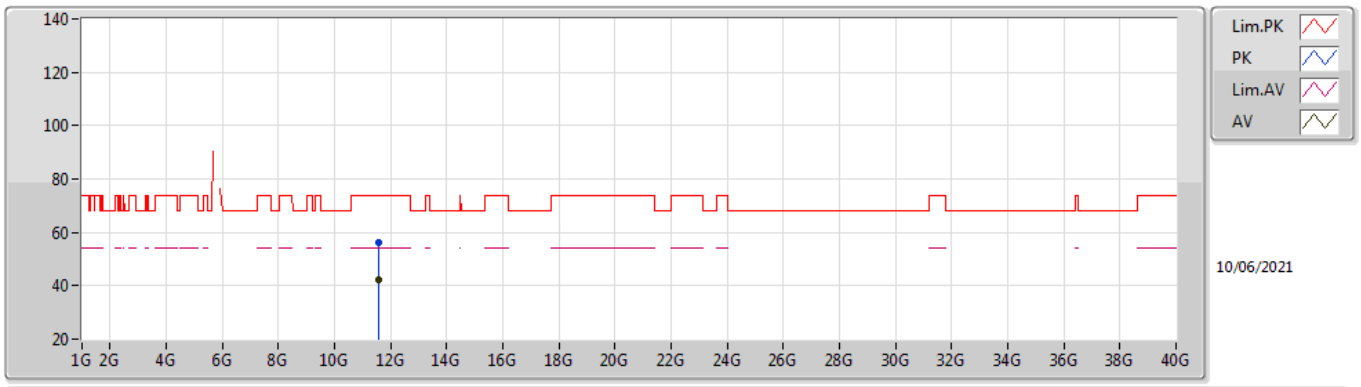

Type	Freq	Level	Limit	Margin	Factor	Dist	Condition	Azimuth	Height	Comment	Raw	AF	CL	PA
	(Hz)	(dBuV/m)	(dBuV/m)	(dB)	(dB)	(m)		(°)	(m)		(dBuV)	(dB)	(dB)	(dB)
AV	11.5778G	42.14	54.00	-11.86	19.76	3	Vertical	63	2.13	-	22.38	41.09	12.87	34.20
PK	11.56936G	56.18	74.00	-17.82	19.73	3	Vertical	63	2.13	-	36.45	41.05	12.87	34.19

802.11ac VHT20_Nss1,(MCS0)_2TX

5785MHz_TX

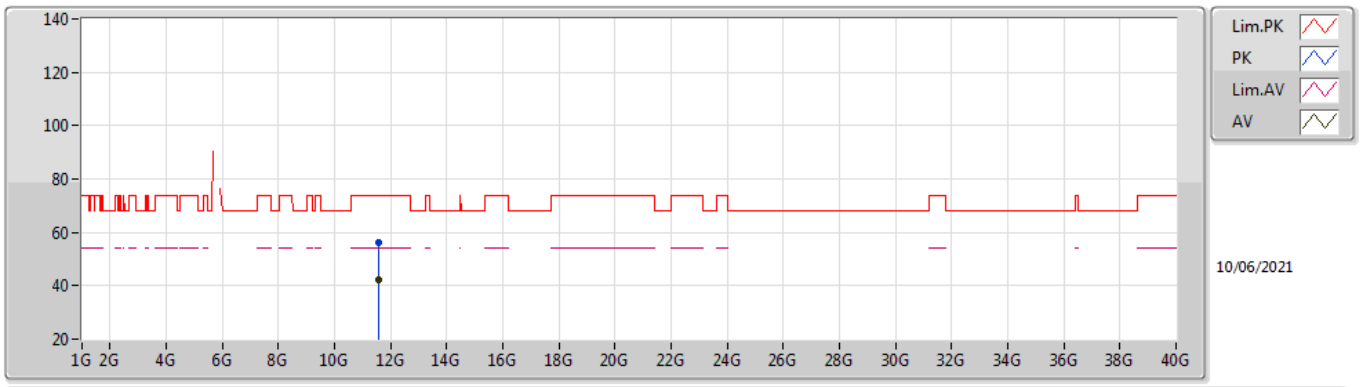

Type	Freq	Level	Limit	Margin	Factor	Dist	Condition	Azimuth	Height	Comment	Raw	AF	CL	PA
	(Hz)	(dBuV/m)	(dBuV/m)	(dB)	(dB)	(m)		(°)	(m)		(dBuV)	(dB)	(dB)	(dB)
AV	11.56512G	42.12	54.00	-11.88	19.71	3	Horizontal	183	1.09	-	22.41	41.03	12.87	34.19
PK	11.5742G	56.11	74.00	-17.89	19.74	3	Horizontal	183	1.09	-	36.37	41.07	12.87	34.20

802.11ac VHT20_Nss1,(MCS0)_2TX

5825MHz_TX

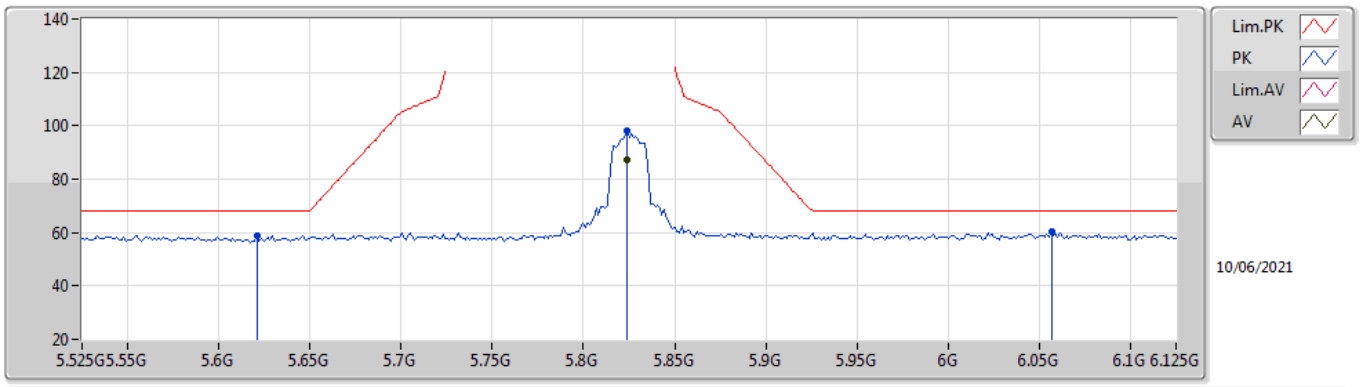

Type	Freq	Level	Limit	Margin	Factor	Dist	Condition	Azimuth	Height	Comment	Raw	AF	CL	PA
	(Hz)	(dBuV/m)	(dBuV/m)	(dB)	(dB)	(m)		(°)	(m)		(dBuV)	(dB)	(dB)	(dB)
AV	5.8238G	86.99	Inf	-Inf	9.05	3	Vertical	351	1.50	-	77.94	33.80	9.54	34.29
PK	5.621G	59.03	68.20	-9.17	8.70	3	Vertical	351	1.50	-	50.33	33.50	9.47	34.27
PK	5.8238G	97.92	Inf	-Inf	9.05	3	Vertical	351	1.50	-	88.87	33.80	9.54	34.29
PK	6.0566G	60.38	68.20	-7.82	9.61	3	Vertical	351	1.50	-	50.77	34.19	9.73	34.31

802.11ac VHT20_Nss1,(MCS0)_2TX

5825MHz_TX

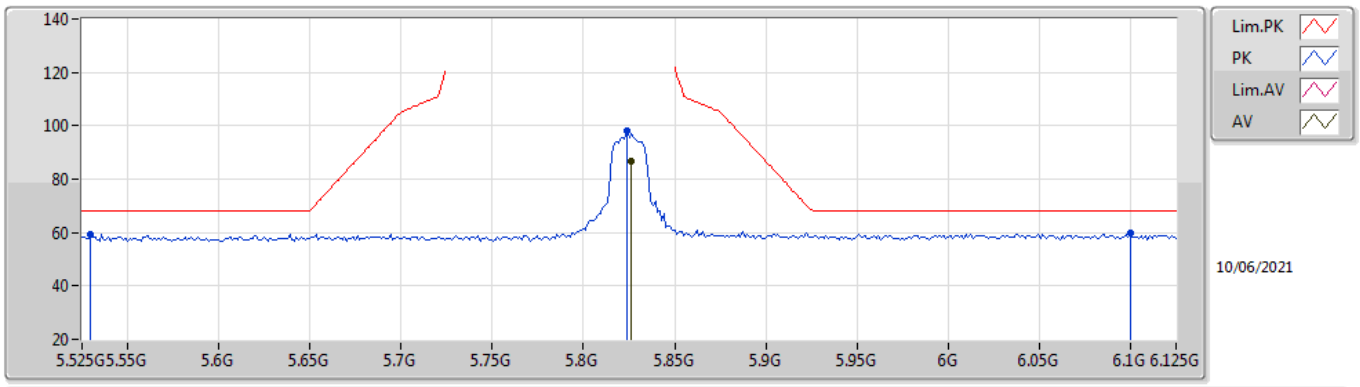

Type	Freq	Level	Limit	Margin	Factor	Dist	Condition	Azimuth	Height	Comment	Raw	AF	CL	PA
	(Hz)	(dBuV/m)	(dBuV/m)	(dB)	(dB)	(m)		(°)	(m)		(dBuV)	(dB)	(dB)	(dB)
AV	5.8262G	86.62	Inf	-Inf	9.05	3	Horizontal	350	1.50	-	77.57	33.80	9.54	34.29
PK	5.5298G	59.23	68.20	-8.97	8.84	3	Horizontal	350	1.50	-	50.39	33.70	9.40	34.26
PK	5.8238G	98.03	Inf	-Inf	9.05	3	Horizontal	350	1.50	-	88.98	33.80	9.54	34.29
PK	6.0998G	59.59	68.20	-8.61	9.54	3	Horizontal	350	1.50	-	50.05	34.10	9.76	34.32

802.11ac VHT20_Nss1,(MCS0)_2TX

5825MHz_TX

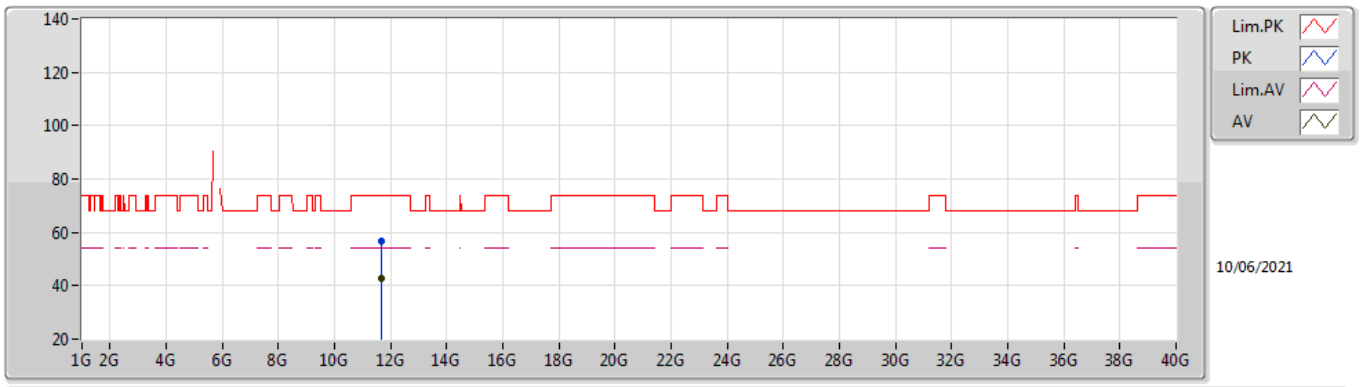

Type	Freq	Level	Limit	Margin	Factor	Dist	Condition	Azimuth	Height	Comment	Raw	AF	CL	PA
	(Hz)	(dBuV/m)	(dBuV/m)	(dB)	(dB)	(m)		(°)	(m)		(dBuV)	(dB)	(dB)	(dB)
AV	11.659G	42.63	54.00	-11.37	19.87	3	Vertical	163	1.35	-	22.76	41.20	12.91	34.24
PK	11.65068G	56.93	74.00	-17.07	19.87	3	Vertical	163	1.35	-	37.06	41.20	12.90	34.23

802.11ac VHT20_Nss1,(MCS0)_2TX

5825MHz_TX

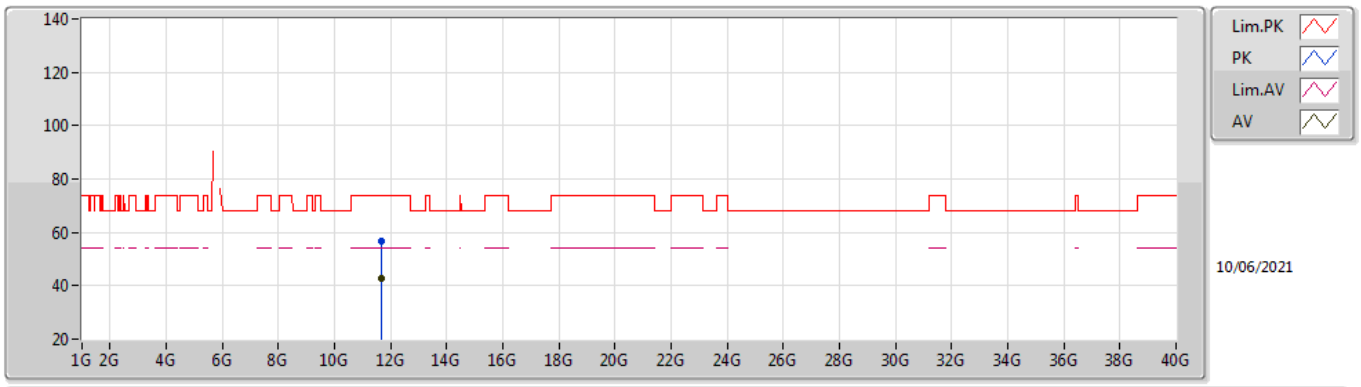

Type	Freq	Level	Limit	Margin	Factor	Dist	Condition	Azimuth	Height	Comment	Raw	AF	CL	PA
	(Hz)	(dBuV/m)	(dBuV/m)	(dB)	(dB)	(m)		(°)	(m)		(dBuV)	(dB)	(dB)	(dB)
AV	11.65968G	42.59	54.00	-11.41	19.87	3	Horizontal	201	1.28	-	22.72	41.20	12.91	34.24
PK	11.65084G	56.76	74.00	-17.24	19.87	3	Horizontal	201	1.28	-	36.89	41.20	12.90	34.23

802.11ac VHT40_Nss1,(MCS0)_2TX

5190MHz_TX

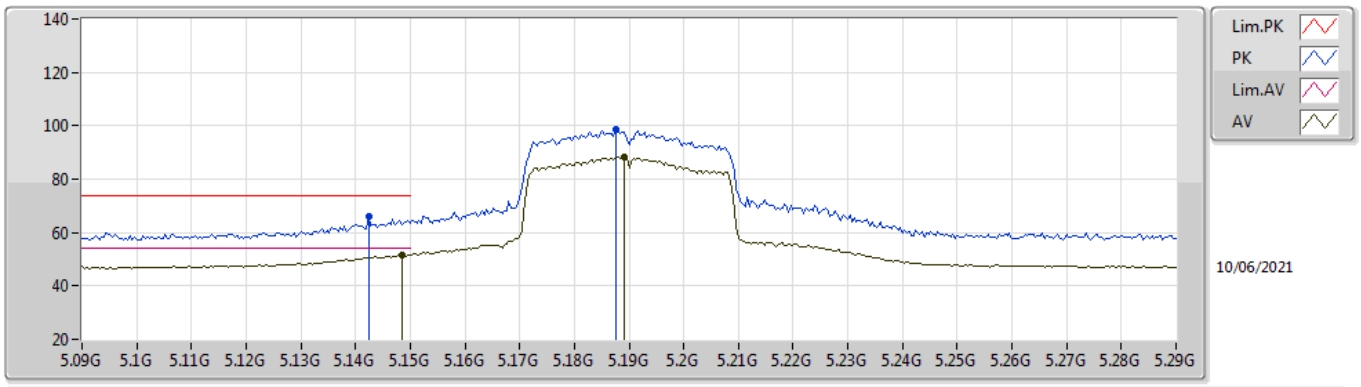

Type	Freq	Level	Limit	Margin	Factor	Dist	Condition	Azimuth	Height	Comment	Raw	AF	CL	PA
	(Hz)	(dBuV/m)	(dBuV/m)	(dB)	(dB)	(m)		(°)	(m)		(dBuV)	(dB)	(dB)	(dB)
AV	5.1484G	51.54	54.00	-2.46	8.84	3	Vertical	130	2.45	-	42.70	34.00	9.07	34.23
AV	5.1892G	88.25	Inf	-Inf	8.68	3	Vertical	130	2.45	-	79.57	33.84	9.08	34.24
PK	5.1424G	66.21	74.00	-7.79	8.82	3	Vertical	130	2.45	-	57.39	33.98	9.07	34.23
PK	5.1876G	98.61	Inf	-Inf	8.69	3	Vertical	130	2.45	-	89.92	33.85	9.08	34.24

802.11ac VHT40_Nss1,(MCS0)_2TX

5190MHz_TX

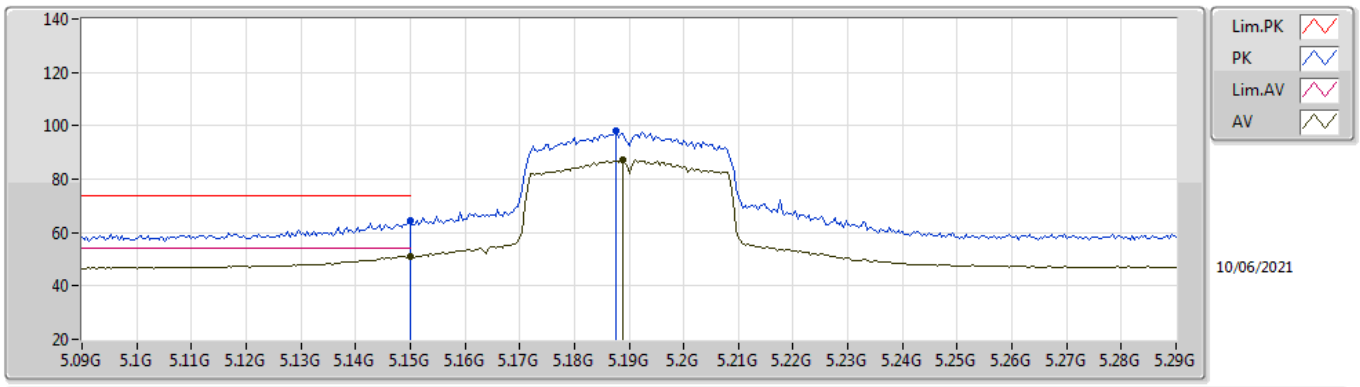

Type	Freq	Level	Limit	Margin	Factor	Dist	Condition	Azimuth	Height	Comment	Raw	AF	CL	PA
	(Hz)	(dBuV/m)	(dBuV/m)	(dB)	(dB)	(m)		(°)	(m)		(dBuV)	(dB)	(dB)	(dB)
AV	5.15G	51.07	54.00	-2.93	8.84	3	Horizontal	0	2.88	-	42.23	34.00	9.07	34.23
AV	5.1888G	87.32	Inf	-Inf	8.68	3	Horizontal	0	2.88	-	78.64	33.84	9.08	34.24
PK	5.15G	64.61	74.00	-9.39	8.84	3	Horizontal	0	2.88	-	55.77	34.00	9.07	34.23
PK	5.1876G	97.93	Inf	-Inf	8.69	3	Horizontal	0	2.88	-	89.24	33.85	9.08	34.24

802.11ac VHT40_Nss1,(MCS0)_2TX

5190MHz_TX

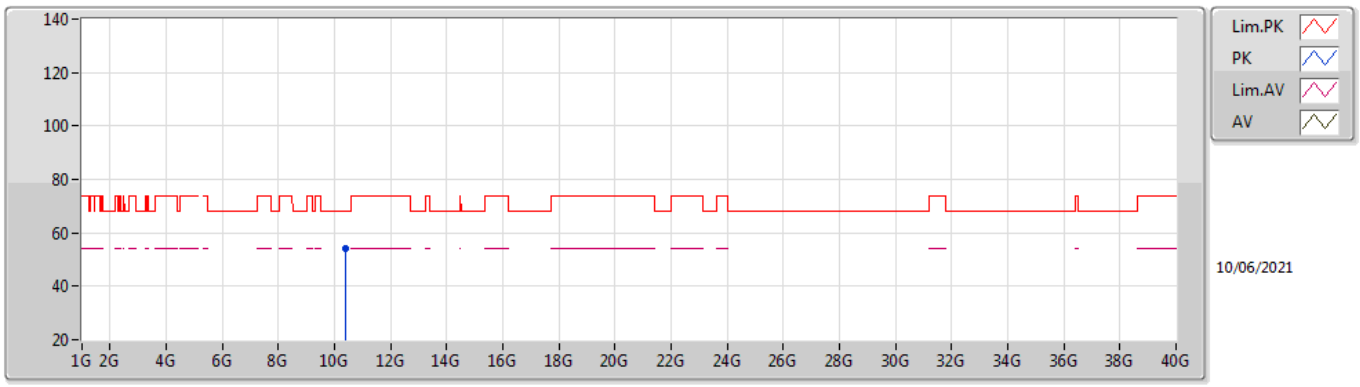

Type	Freq	Level	Limit	Margin	Factor	Dist	Condition	Azimuth	Height	Comment	Raw	AF	CL	PA
	(Hz)	(dBuV/m)	(dBuV/m)	(dB)	(dB)	(m)		(°)	(m)		(dBuV)	(dB)	(dB)	(dB)
PK	10.37284G	54.23	68.20	-13.97	16.82	3	Vertical	198	2.32	-	37.41	39.12	12.37	34.67

802.11ac VHT40_Nss1,(MCS0)_2TX

5190MHz_TX

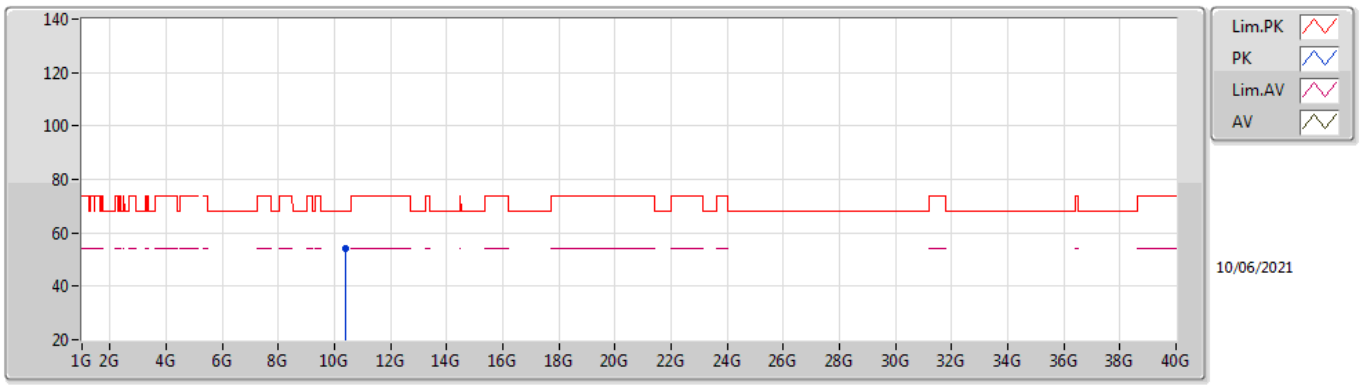

Type	Freq	Level	Limit	Margin	Factor	Dist	Condition	Azimuth	Height	Comment	Raw	AF	CL	PA
	(Hz)	(dBuV/m)	(dBuV/m)	(dB)	(dB)	(m)		(°)	(m)		(dBuV)	(dB)	(dB)	(dB)
PK	10.37424G	54.37	68.20	-13.83	16.82	3	Horizontal	344	1.87	-	37.55	39.12	12.37	34.67

802.11ac VHT40_Nss1,(MCS0)_2TX

5230MHz_TX

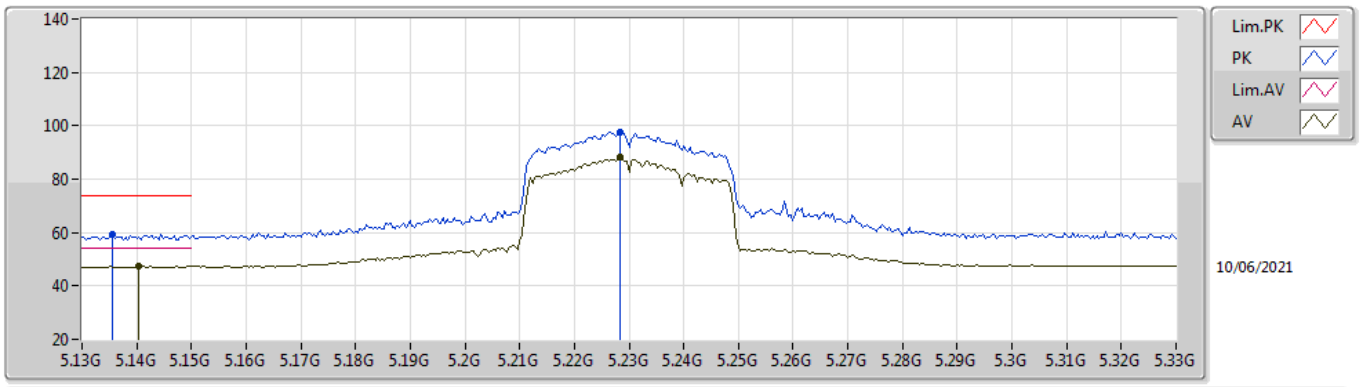

Type	Freq	Level	Limit	Margin	Factor	Dist	Condition	Azimuth	Height	Comment	Raw	AF	CL	PA
	(Hz)	(dBuV/m)	(dBuV/m)	(dB)	(dB)	(m)		(°)	(m)		(dBuV)	(dB)	(dB)	(dB)
AV	5.1404G	47.39	54.00	-6.61	8.82	3	Vertical	46	1.20	-	38.57	33.98	9.07	34.23
AV	5.2284G	88.15	Inf	-Inf	8.73	3	Vertical	46	1.20	-	79.42	33.86	9.11	34.24
PK	5.1356G	59.45	74.00	-14.55	8.81	3	Vertical	46	1.20	-	50.64	33.97	9.07	34.23
PK	5.2284G	97.50	Inf	-Inf	8.73	3	Vertical	46	1.20	-	88.77	33.86	9.11	34.24

802.11ac VHT40_Nss1,(MCS0)_2TX

5230MHz_TX

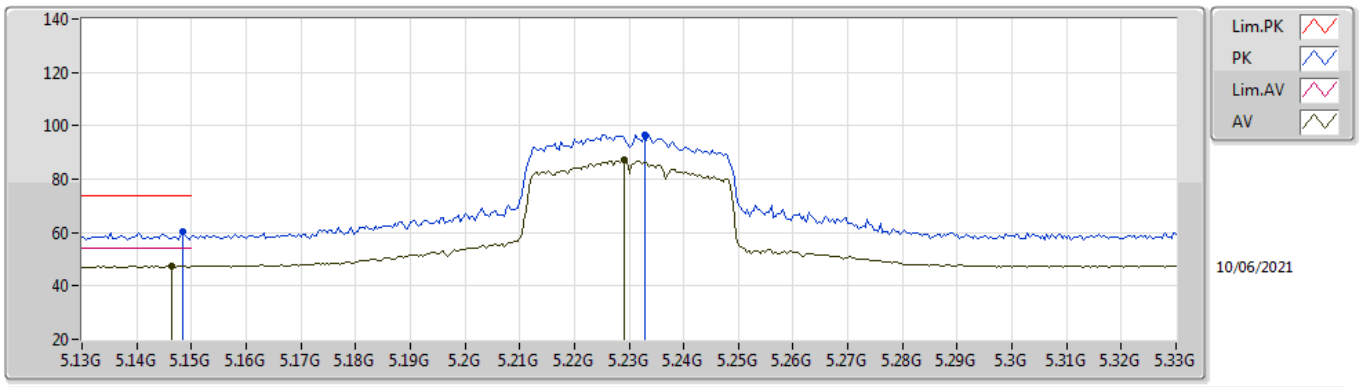

Type	Freq	Level	Limit	Margin	Factor	Dist	Condition	Azimuth	Height	Comment	Raw	AF	CL	PA
	(Hz)	(dBuV/m)	(dBuV/m)	(dB)	(dB)	(m)		(°)	(m)		(dBuV)	(dB)	(dB)	(dB)
AV	5.1464G	47.42	54.00	-6.58	8.83	3	Horizontal	355	2.14	-	38.59	33.99	9.07	34.23
AV	5.2292G	87.21	Inf	-Inf	8.73	3	Horizontal	355	2.14	-	78.48	33.86	9.11	34.24
PK	5.1484G	60.41	74.00	-13.59	8.84	3	Horizontal	355	2.14	-	51.57	34.00	9.07	34.23
PK	5.2328G	96.78	Inf	-Inf	8.75	3	Horizontal	355	2.14	-	88.03	33.87	9.12	34.24

802.11ac VHT40_Nss1,(MCS0)_2TX

5230MHz_TX

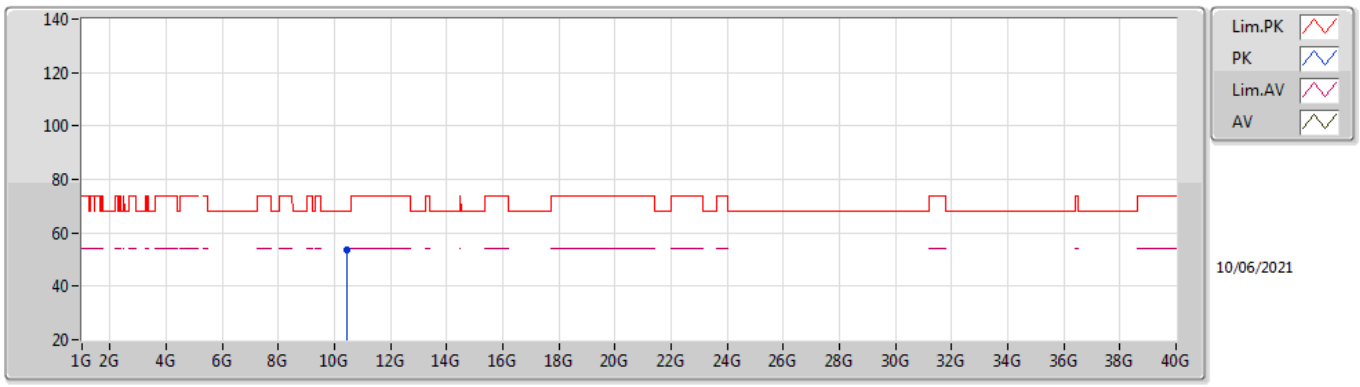

Type	Freq	Level	Limit	Margin	Factor	Dist	Condition	Azimuth	Height	Comment	Raw	AF	CL	PA
	(Hz)	(dBuV/m)	(dBuV/m)	(dB)	(dB)	(m)		(°)	(m)		(dBuV)	(dB)	(dB)	(dB)
PK	10.46448G	53.82	68.20	-14.38	16.95	3	Vertical	65	1.17	-	36.87	39.14	12.41	34.60

802.11ac VHT40_Nss1,(MCS0)_2TX

5230MHz_TX

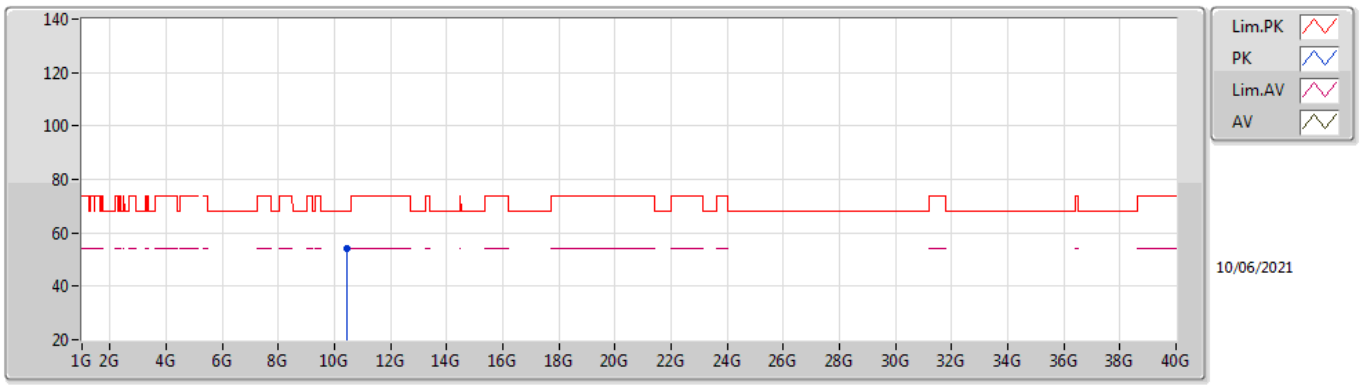

Type	Freq	Level	Limit	Margin	Factor	Dist	Condition	Azimuth	Height	Comment	Raw	AF	CL	PA
	(Hz)	(dBuV/m)	(dBuV/m)	(dB)	(dB)	(m)		(°)	(m)		(dBuV)	(dB)	(dB)	(dB)
PK	10.45556G	54.02	68.20	-14.18	16.94	3	Horizontal	107	1.74	-	37.08	39.14	12.40	34.60

802.11ac VHT40_Nss1,(MCS0)_2TX

5755MHz_TX

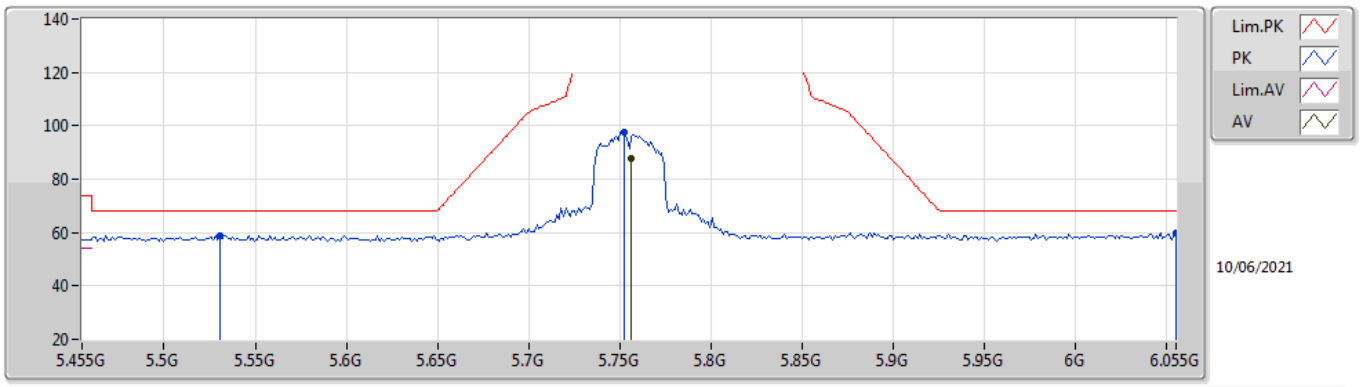

Type	Freq	Level	Limit	Margin	Factor	Dist	Condition	Azimuth	Height	Comment	Raw	AF	CL	PA
	(Hz)	(dBuV/m)	(dBuV/m)	(dB)	(dB)	(m)		(°)	(m)		(dBuV)	(dB)	(dB)	(dB)
AV	5.7562G	87.84	Inf	-Inf	8.84	3	Vertical	335	1.50	-	79.00	33.62	9.51	34.29
PK	5.5306G	58.97	68.20	-9.23	8.84	3	Vertical	335	1.50	-	50.13	33.70	9.40	34.26
PK	5.7526G	97.82	Inf	-Inf	8.83	3	Vertical	335	1.50	-	88.99	33.61	9.51	34.29
PK	6.055G	59.68	68.20	-8.52	9.60	3	Vertical	335	1.50	-	50.08	34.19	9.72	34.31

802.11ac VHT40_Nss1,(MCS0)_2TX

5755MHz_TX

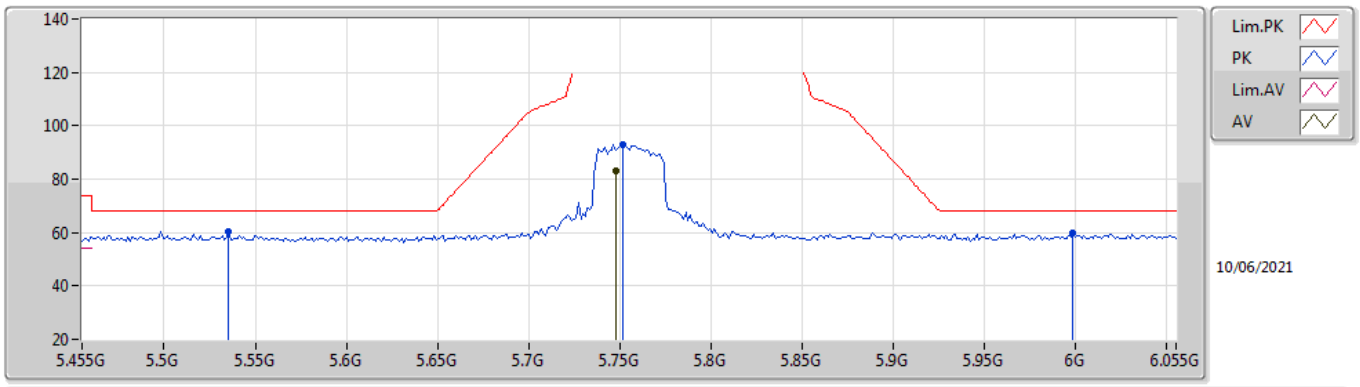

Type	Freq	Level	Limit	Margin	Factor	Dist	Condition	Azimuth	Height	Comment	Raw	AF	CL	PA
	(Hz)	(dBuV/m)	(dBuV/m)	(dB)	(dB)	(m)		(°)	(m)		(dBuV)	(dB)	(dB)	(dB)
AV	5.7478G	82.99	Inf	-Inf	8.82	3	Horizontal	8	2.97	-	74.17	33.60	9.50	34.28
PK	5.5354G	60.24	68.20	-7.96	8.85	3	Horizontal	8	2.97	-	51.39	33.70	9.41	34.26
PK	5.7514G	92.99	Inf	-Inf	8.83	3	Horizontal	8	2.97	-	84.16	33.61	9.51	34.29
PK	5.9986G	59.85	68.20	-8.35	9.56	3	Horizontal	8	2.97	-	50.29	34.19	9.68	34.31

802.11ac VHT40_Nss1,(MCS0)_2TX

5755MHz_TX

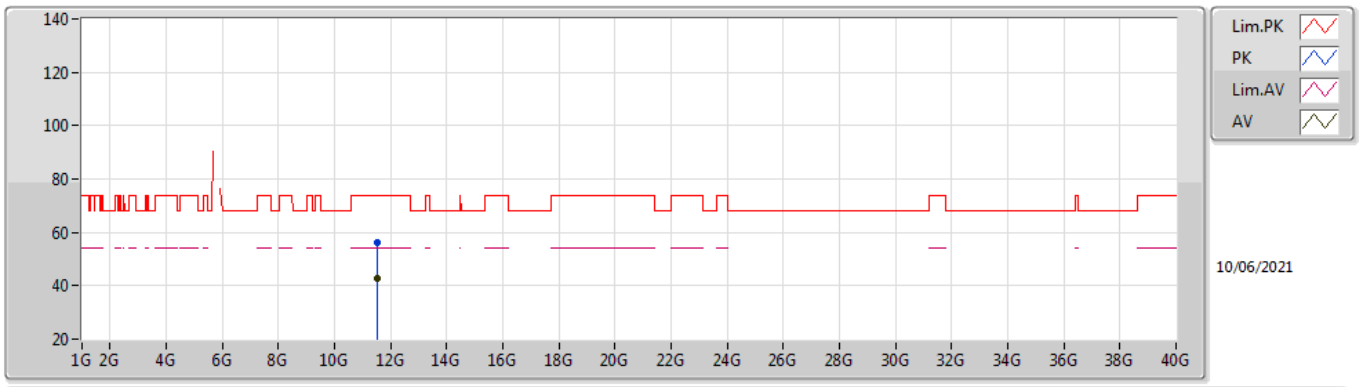

Type	Freq	Level	Limit	Margin	Factor	Dist	Condition	Azimuth	Height	Comment	Raw	AF	CL	PA
	(Hz)	(dBuV/m)	(dBuV/m)	(dB)	(dB)	(m)		(°)	(m)		(dBuV)	(dB)	(dB)	(dB)
AV	11.518G	42.86	54.00	-11.14	19.47	3	Vertical	319	1.26	-	23.39	40.79	12.85	34.17
PK	11.5128G	55.96	74.00	-18.04	19.44	3	Vertical	319	1.26	-	36.52	40.76	12.85	34.17

802.11ac VHT40_Nss1,(MCS0)_2TX

5755MHz_TX

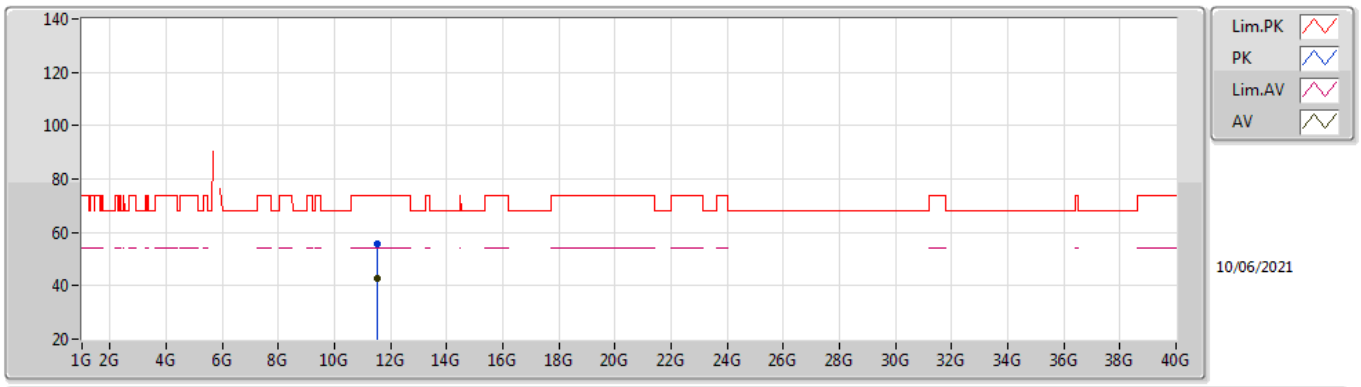

Type	Freq	Level	Limit	Margin	Factor	Dist	Condition	Azimuth	Height	Comment	Raw	AF	CL	PA
	(Hz)	(dBuV/m)	(dBuV/m)	(dB)	(dB)	(m)		(°)	(m)		(dBuV)	(dB)	(dB)	(dB)
AV	11.50756G	42.74	54.00	-11.26	19.42	3	Horizontal	90	1.73	-	23.32	40.74	12.84	34.16
PK	11.51728G	55.79	74.00	-18.21	19.47	3	Horizontal	90	1.73	-	36.32	40.79	12.85	34.17

802.11ac VHT40_Nss1,(MCS0)_2TX

5795MHz_TX

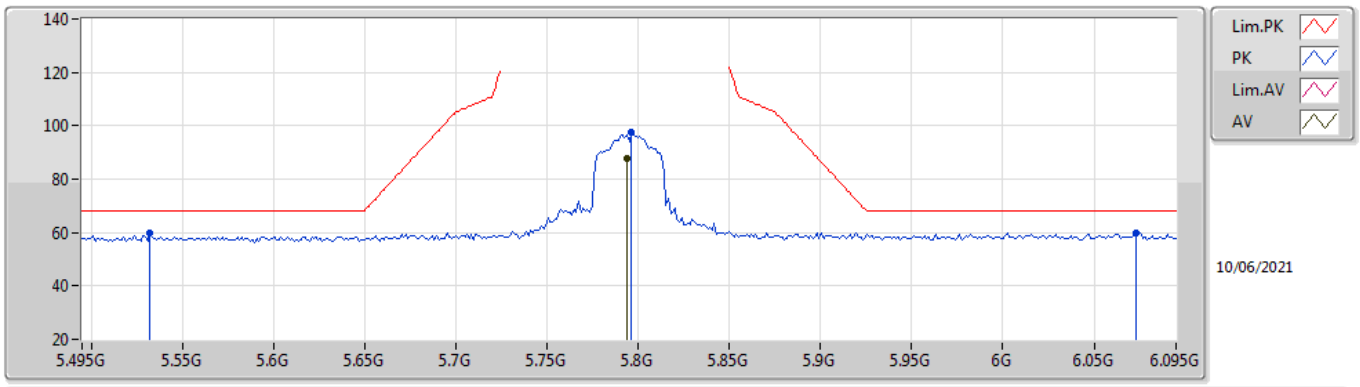

Type	Freq	Level	Limit	Margin	Factor	Dist	Condition	Azimuth	Height	Comment	Raw	AF	CL	PA
	(Hz)	(dBuV/m)	(dBuV/m)	(dB)	(dB)	(m)		(°)	(m)		(dBuV)	(dB)	(dB)	(dB)
AV	5.7938G	87.54	Inf	-Inf	9.01	3	Vertical	335	1.50	-	78.53	33.78	9.52	34.29
PK	5.5322G	59.71	68.20	-8.49	8.85	3	Vertical	335	1.50	-	50.86	33.70	9.41	34.26
PK	5.7962G	97.56	Inf	-Inf	9.01	3	Vertical	335	1.50	-	88.55	33.78	9.52	34.29
PK	6.0734G	59.80	68.20	-8.40	9.57	3	Vertical	335	1.50	-	50.23	34.15	9.74	34.32

802.11ac VHT40_Nss1,(MCS0)_2TX

5795MHz_TX

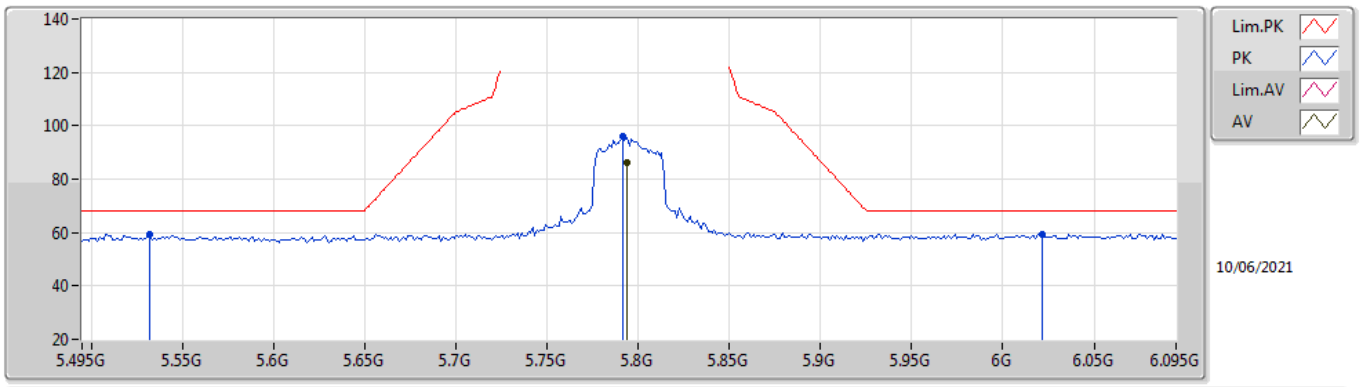

Type	Freq	Level	Limit	Margin	Factor	Dist	Condition	Azimuth	Height	Comment	Raw	AF	CL	PA
	(Hz)	(dBuV/m)	(dBuV/m)	(dB)	(dB)	(m)		(°)	(m)		(dBuV)	(dB)	(dB)	(dB)
AV	5.7938G	86.08	Inf	-Inf	9.01	3	Horizontal	37	1.01	-	77.07	33.78	9.52	34.29
PK	5.5322G	59.52	68.20	-8.68	8.85	3	Horizontal	37	1.01	-	50.67	33.70	9.41	34.26
PK	5.7914G	96.04	Inf	-Inf	9.00	3	Horizontal	37	1.01	-	87.04	33.77	9.52	34.29
PK	6.0218G	59.50	68.20	-8.70	9.59	3	Horizontal	37	1.01	-	49.91	34.20	9.70	34.31

802.11ac VHT40_Nss1,(MCS0)_2TX

5795MHz_TX

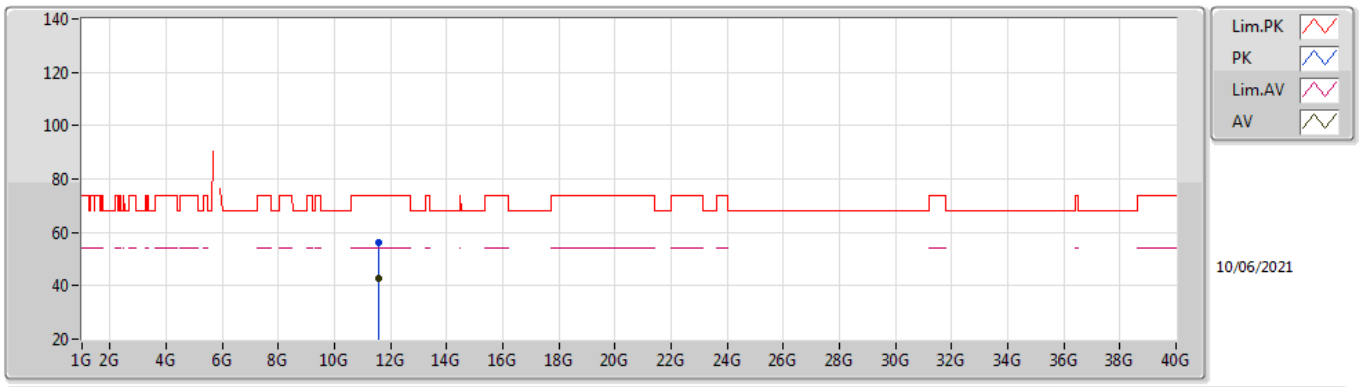

Type	Freq	Level	Limit	Margin	Factor	Dist	Condition	Azimuth	Height	Comment	Raw	AF	CL	PA
	(Hz)	(dBuV/m)	(dBuV/m)	(dB)	(dB)	(m)		(°)	(m)		(dBuV)	(dB)	(dB)	(dB)
AV	11.58988G	42.78	54.00	-11.22	19.83	3	Vertical	261	2.08	-	22.95	41.15	12.88	34.20
PK	11.589G	56.13	74.00	-17.87	19.82	3	Vertical	261	2.08	-	36.31	41.14	12.88	34.20

802.11ac VHT40_Nss1,(MCS0)_2TX

5795MHz_TX

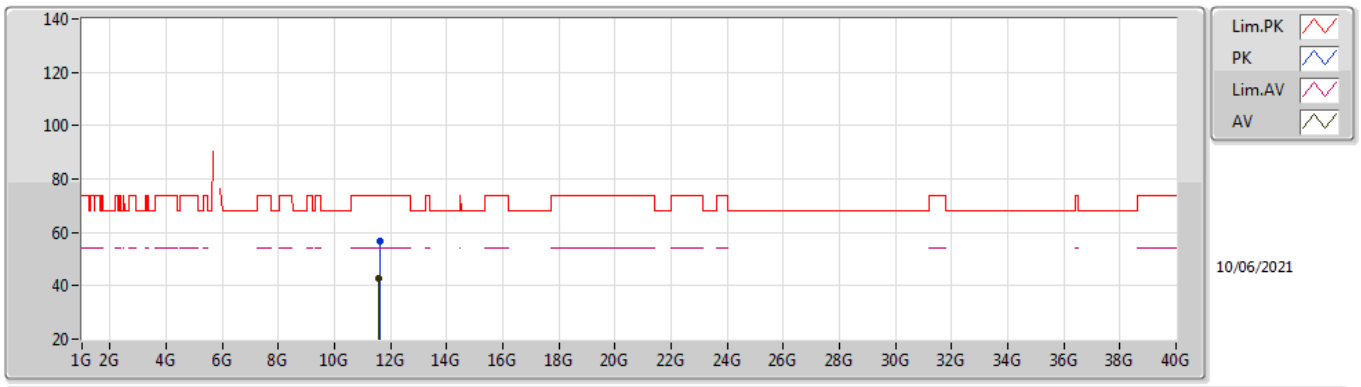

Type	Freq	Level	Limit	Margin	Factor	Dist	Condition	Azimuth	Height	Comment	Raw	AF	CL	PA
	(Hz)	(dBuV/m)	(dBuV/m)	(dB)	(dB)	(m)		(°)	(m)		(dBuV)	(dB)	(dB)	(dB)
AV	11.5934G	42.84	54.00	-11.16	19.85	3	Horizontal	345	2.45	-	22.99	41.17	12.88	34.20
PK	11.59868G	56.76	74.00	-17.24	19.86	3	Horizontal	345	2.45	-	36.90	41.19	12.88	34.21

802.11ac VHT80_Nss1,(MCS0)_2TX

5210MHz_TX

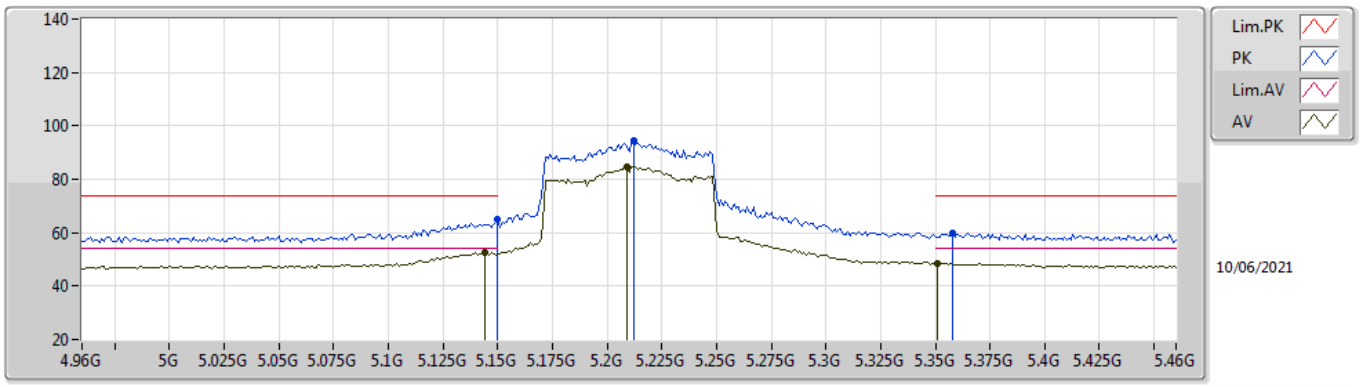

Type	Freq	Level	Limit	Margin	Factor	Dist	Condition	Azimuth	Height	Comment	Raw	AF	CL	PA
	(Hz)	(dBuV/m)	(dBuV/m)	(dB)	(dB)	(m)		(°)	(m)		(dBuV)	(dB)	(dB)	(dB)
AV	5.144G	52.51	54.00	-1.49	8.83	3	Vertical	19	1.50	-	43.68	33.99	9.07	34.23
AV	5.209G	84.75	Inf	-Inf	8.67	3	Vertical	19	1.50	-	76.08	33.82	9.09	34.24
AV	5.351G	48.63	54.00	-5.37	9.09	3	Vertical	19	1.50	-	39.54	34.09	9.25	34.25
PK	5.15G	65.00	74.00	-9.00	8.84	3	Vertical	19	1.50	-	56.16	34.00	9.07	34.23
PK	5.212G	94.43	Inf	-Inf	8.67	3	Vertical	19	1.50	-	85.76	33.82	9.09	34.24
PK	5.358G	59.93	74.00	-14.07	9.05	3	Vertical	19	1.50	-	50.88	34.05	9.25	34.25

802.11ac VHT80_Nss1,(MCS0)_2TX

5210MHz_TX

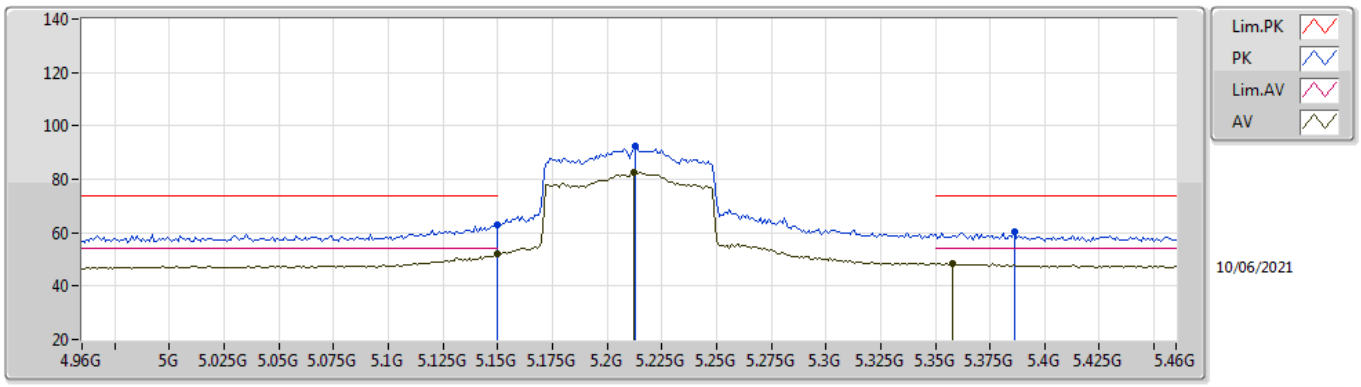

Type	Freq	Level	Limit	Margin	Factor	Dist	Condition	Azimuth	Height	Comment	Raw	AF	CL	PA
	(Hz)	(dBuV/m)	(dBuV/m)	(dB)	(dB)	(m)		(°)	(m)		(dBuV)	(dB)	(dB)	(dB)
AV	5.15G	52.04	54.00	-1.96	8.84	3	Horizontal	17	1.48	-	43.20	34.00	9.07	34.23
AV	5.212G	82.40	Inf	-Inf	8.67	3	Horizontal	17	1.48	-	73.73	33.82	9.09	34.24
AV	5.358G	48.59	54.00	-5.41	9.05	3	Horizontal	17	1.48	-	39.54	34.05	9.25	34.25
PK	5.15G	62.82	74.00	-11.18	8.84	3	Horizontal	17	1.48	-	53.98	34.00	9.07	34.23
PK	5.213G	92.24	Inf	-Inf	8.68	3	Horizontal	17	1.48	-	83.56	33.83	9.09	34.24
PK	5.386G	60.11	74.00	-13.89	8.91	3	Horizontal	17	1.48	-	51.20	33.88	9.28	34.25

802.11ac VHT80_Nss1,(MCS0)_2TX

5210MHz_TX

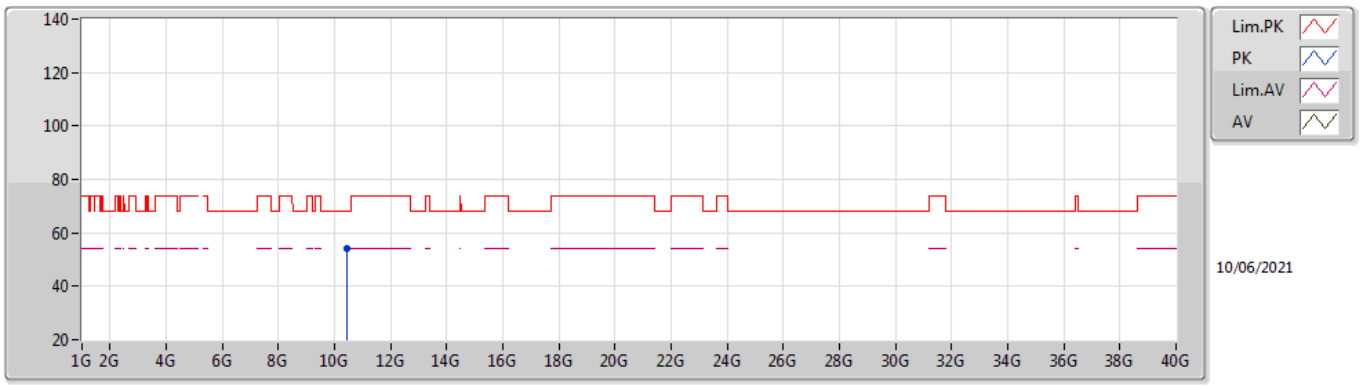

Type	Freq	Level	Limit	Margin	Factor	Dist	Condition	Azimuth	Height	Comment	Raw	AF	CL	PA
	(Hz)	(dBuV/m)	(dBuV/m)	(dB)	(dB)	(m)		(°)	(m)		(dBuV)	(dB)	(dB)	(dB)
PK	10.456G	54.34	68.20	-13.86	16.94	3	Vertical	341	1.66	-	37.40	39.14	12.40	34.60

802.11ac VHT80_Nss1,(MCS0)_2TX

5210MHz_TX

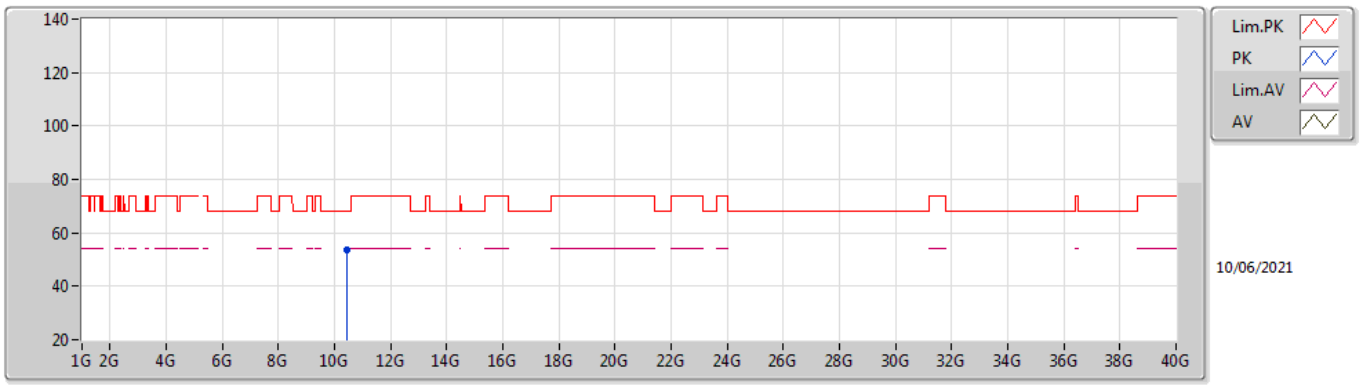

Type	Freq	Level	Limit	Margin	Factor	Dist	Condition	Azimuth	Height	Comment	Raw	AF	CL	PA
	(Hz)	(dBuV/m)	(dBuV/m)	(dB)	(dB)	(m)		(°)	(m)		(dBuV)	(dB)	(dB)	(dB)
PK	10.42484G	53.60	68.20	-14.60	16.94	3	Horizontal	42	1.50	-	36.66	39.18	12.39	34.63

802.11ac VHT80_Nss1,(MCS0)_2TX

5775MHz_TX

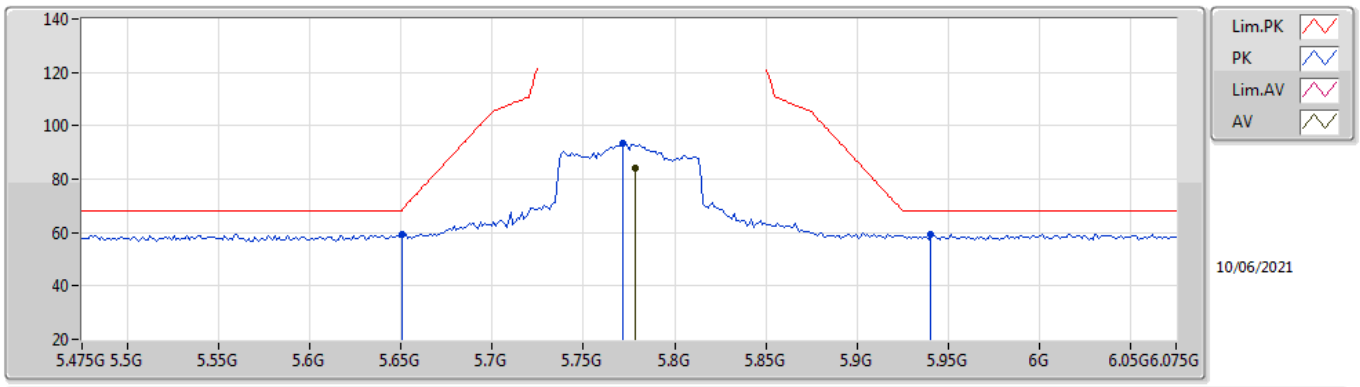

Type	Freq	Level	Limit	Margin	Factor	Dist	Condition	Azimuth	Height	Comment	Raw	AF	CL	PA
	(Hz)	(dBuV/m)	(dBuV/m)	(dB)	(dB)	(m)		(°)	(m)		(dBuV)	(dB)	(dB)	(dB)
AV	5.7786G	84.39	Inf	-Inf	8.93	3	Vertical	332	1.58	-	75.46	33.71	9.51	34.29
PK	5.6502G	59.51	68.35	-8.84	8.70	3	Vertical	332	1.58	-	50.81	33.50	9.48	34.28
PK	5.7714G	93.39	Inf	-Inf	8.91	3	Vertical	332	1.58	-	84.48	33.69	9.51	34.29
PK	5.9406G	59.49	68.20	-8.71	9.37	3	Vertical	332	1.58	-	50.12	34.04	9.63	34.30

802.11ac VHT80_Nss1,(MCS0)_2TX

5775MHz_TX

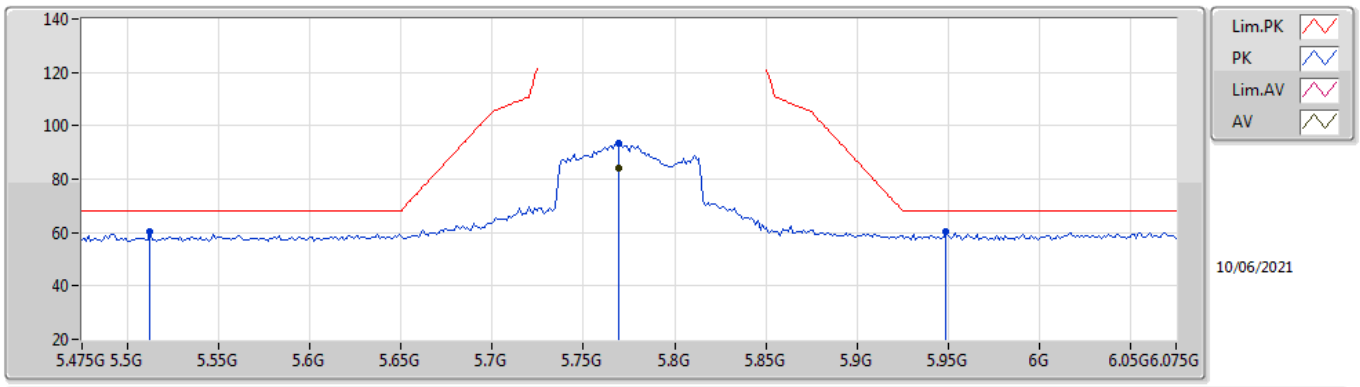

Type	Freq	Level	Limit	Margin	Factor	Dist	Condition	Azimuth	Height	Comment	Raw	AF	CL	PA
	(Hz)	(dBuV/m)	(dBuV/m)	(dB)	(dB)	(m)		(°)	(m)		(dBuV)	(dB)	(dB)	(dB)
AV	5.769G	84.01	Inf	-Inf	8.90	3	Horizontal	354	2.76	-	75.11	33.68	9.51	34.29
PK	5.5122G	60.29	68.20	-7.91	8.83	3	Horizontal	354	2.76	-	51.46	33.70	9.39	34.26
PK	5.769G	93.58	Inf	-Inf	8.90	3	Horizontal	354	2.76	-	84.68	33.68	9.51	34.29
PK	5.949G	60.17	68.20	-8.03	9.34	3	Horizontal	354	2.76	-	50.83	34.00	9.64	34.30

802.11ac VHT80_Nss1,(MCS0)_2TX

5775MHz_TX

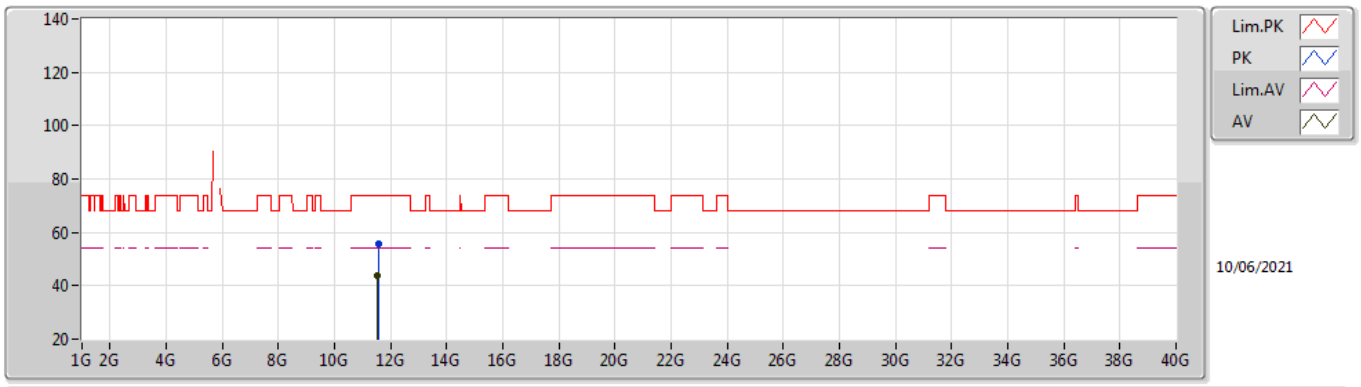

Type	Freq	Level	Limit	Margin	Factor	Dist	Condition	Azimuth	Height	Comment	Raw	AF	CL	PA
	(Hz)	(dBuV/m)	(dBuV/m)	(dB)	(dB)	(m)		(°)	(m)		(dBuV)	(dB)	(dB)	(dB)
AV	11.54792G	43.85	54.00	-10.15	19.62	3	Vertical	288	2.18	-	24.23	40.94	12.86	34.18
PK	11.5532G	55.88	74.00	-18.12	19.64	3	Vertical	288	2.18	-	36.24	40.97	12.86	34.19

802.11ac VHT80_Nss1,(MCS0)_2TX

5775MHz_TX

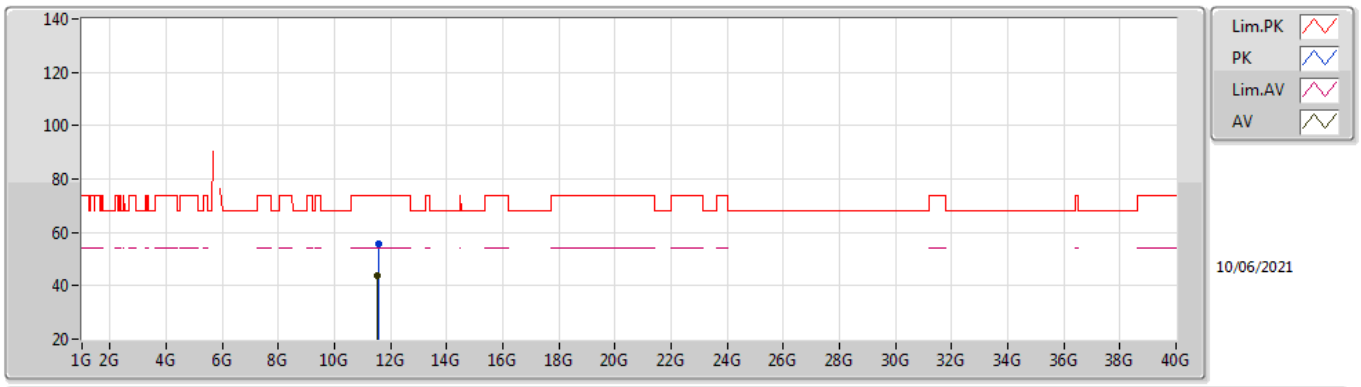

Type	Freq	Level	Limit	Margin	Factor	Dist	Condition	Azimuth	Height	Comment	Raw	AF	CL	PA
	(Hz)	(dBuV/m)	(dBuV/m)	(dB)	(dB)	(m)		(°)	(m)		(dBuV)	(dB)	(dB)	(dB)
AV	11.54008G	43.82	54.00	-10.18	19.58	3	Horizontal	359	1.50	-	24.24	40.90	12.86	34.18
PK	11.57336G	55.80	74.00	-18.20	19.74	3	Horizontal	359	1.50	-	36.06	41.07	12.87	34.20