Appendix Test Data

Report No:	18220WC40019703	Test Sample NO:	1-2-2
Start Test Date:	2024.2.21	Finish Test Date:	2024.2.22
Test Engineer:	Joker Huang	Auditor:	Justin Feng
Temperature:	25.3℃	Relative Humidity:	48%
Pressure:	101kPa		

Appendix A1: Emission Bandwidth

Test Result

TestMode	Antenna	Frequency[MHz]	26db EBW [MHz]	FL[MHz]	FH[MHz]	Limit[MHz]	Verdict
11A	Ant1	5745	21.760	5733.960	5755.720	---	---
		5785	21.120	5774.480	5795.600	---	---
		5825	20.640	5814.600	5835.240	---	---
11N20SISO	Ant1	5745	21.760	5734.040	5755.800	---	---
		5785	21.400	5774.320	5795.720	---	---
		5825	21.200	5814.240	5835.440	---	---
11N40SISO	Ant1	5755	42.880	5733.640	5776.520	---	---
		5795	42.800	5773.800	5816.600	---	---
11AC20SISO	Ant1	5745	21.840	5733.880	5755.720	---	---
		5785	21.480	5774.320	5795.800	---	---
		5825	21.520	5814.440	5835.960	---	---
11AC40SISO	Ant1	5755	42.320	5733.880	5776.200	---	---
		5795	42.000	5774.120	5816.120	---	---
11AC80SISO	Ant1	5775	93.760	5733.240	5827.000	---	---

Test Graphs

11A_Ant1_5745

11A_Ant1_5785

11A_Ant1_5825

11N20SISO_Ant1_5745

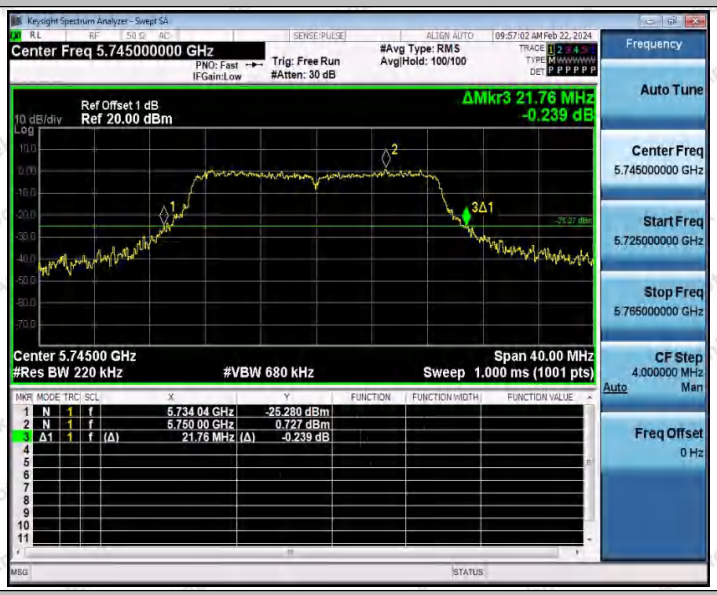

11N20SISO_Ant1_5785

11N20SISO_Ant1_5825

11N40SISO_Ant1_5755

11N40SISO_Ant1_5795

11AC20SISO_Ant1_5745

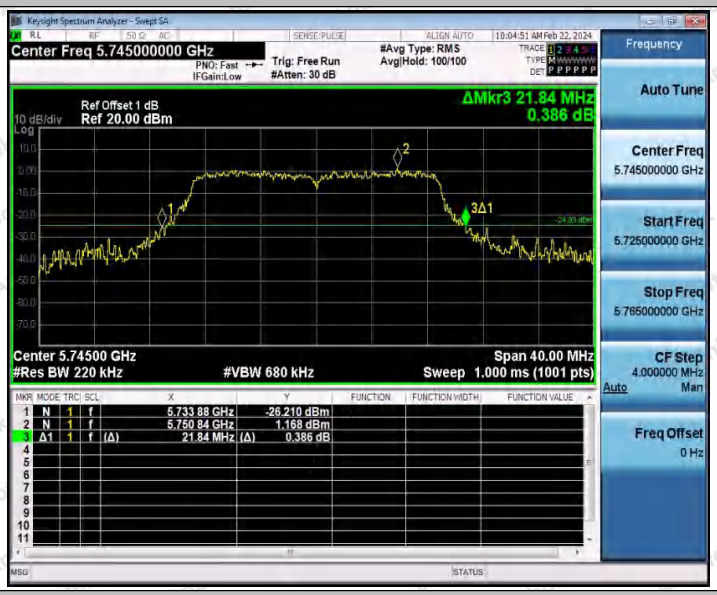

11AC20SISO_Ant1_5785

11AC20SISO_Ant1_5825

11AC40SISO_Ant1_5755

11AC40SISO_Ant1_5795

11AC80SISO_Ant1_5775

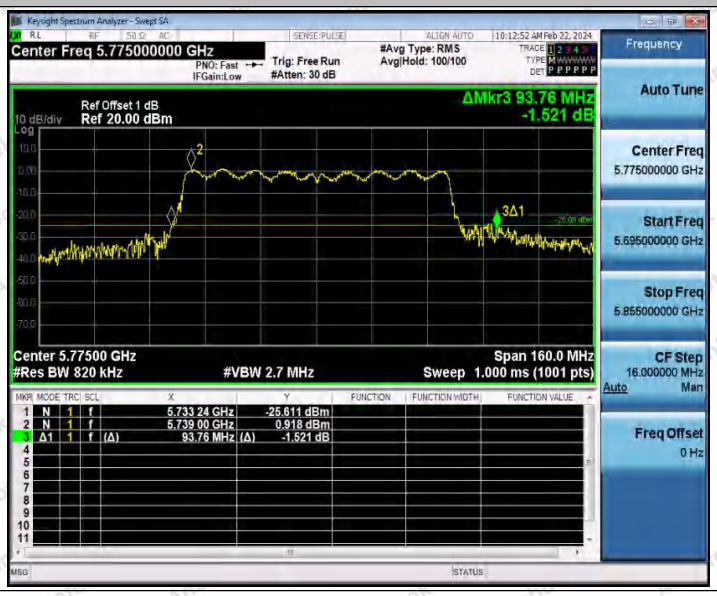

Appendix A2: Occupied channel bandwidth

Test Result

TestMode	Antenna	Frequency[MHz]	OCB [MHz]	FL[MHz]	FH[MHz]	Limit[MHz]	Verdict
11A	Ant1	5745	17.339	5736.2151	5753.5541	---	---
		5785	17.166	5776.4168	5793.5828	---	---
		5825	17.179	5816.3967	5833.5757	---	---
11N20SISO	Ant1	5745	18.208	5735.9080	5754.1160	---	---
		5785	18.164	5775.8835	5794.0475	---	---
		5825	18.193	5815.8725	5834.0655	---	---
11N40SISO	Ant1	5755	36.985	5736.5165	5773.5015	---	---
		5795	36.955	5776.5386	5813.4936	---	---
11AC20SISO	Ant1	5745	18.293	5735.8160	5754.1090	---	---
		5785	18.145	5775.8826	5794.0276	---	---
		5825	18.122	5815.9441	5834.0661	---	---
11AC40SISO	Ant1	5755	36.917	5736.5520	5773.4690	---	---
		5795	36.727	5776.5895	5813.3165	---	---
11AC80SISO	Ant1	5775	76.542	5736.7858	5813.3278	---	---

Test Graphs

11A_Ant1_5745

11A_Ant1_5785

11A_Ant1_5825

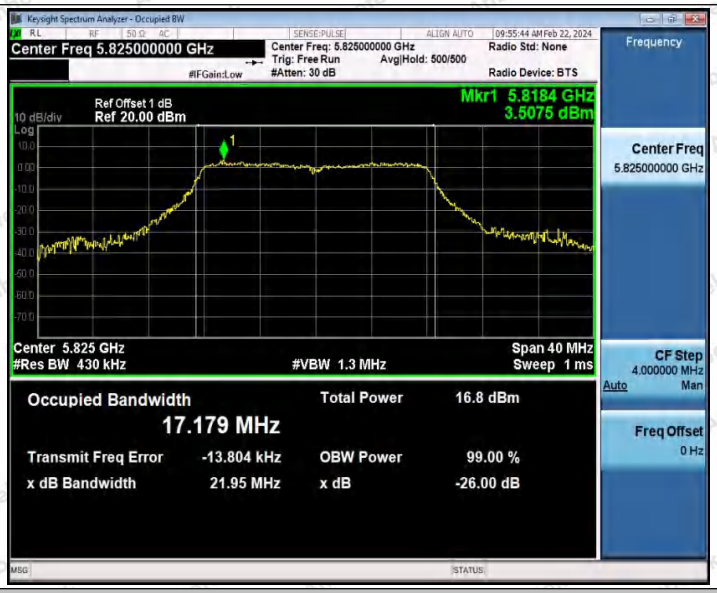

11N20SISO_Ant1_5745

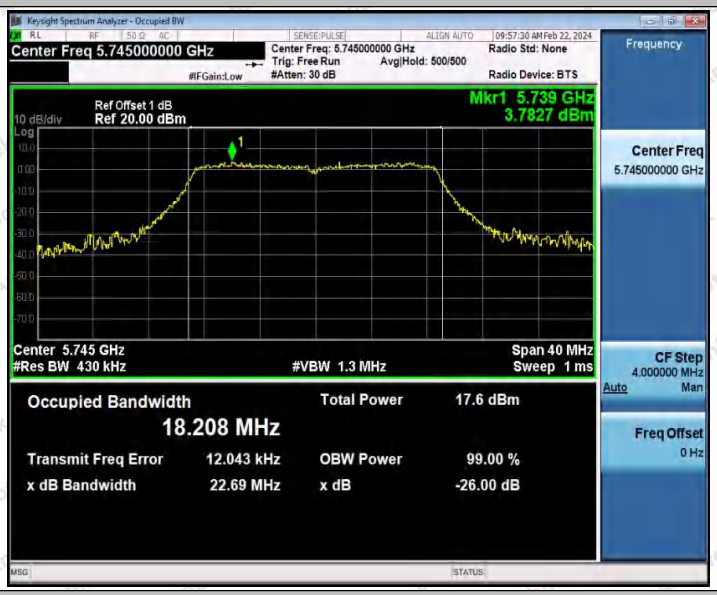

11N20SISO_Ant1_5785

11N20SISO_Ant1_5825

11N40SISO_Ant1_5755

11N40SISO_Ant1_5795

11AC20SISO_Ant1_5745

11AC20SISO_Ant1_5785

11AC20SISO_Ant1_5825

11AC40SISO_Ant1_5755

11AC40SISO_Ant1_5795

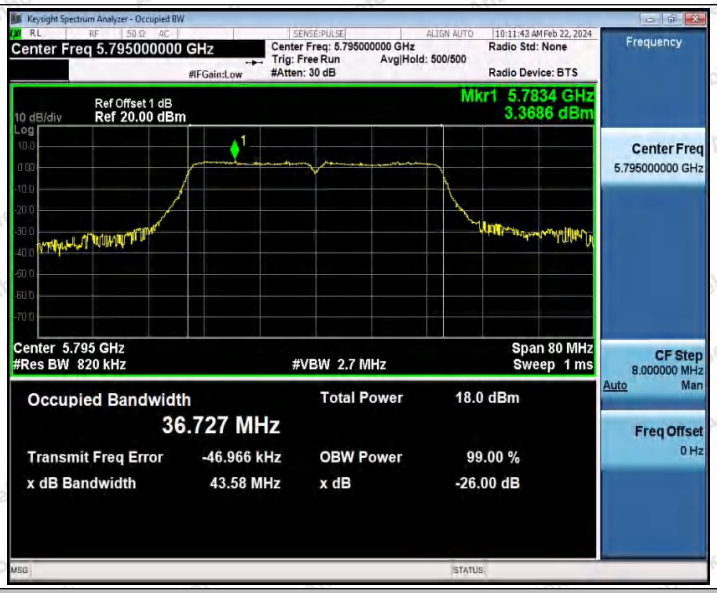

11AC80SISO_Ant1_5775

Appendix A3: Min emission bandwidth

Test Result B4

TestMode	Antenna	Frequency[MHz]	6db EBW [MHz]	FL[MHz]	FH[MHz]	Limit[MHz]	Verdict
11A	Ant1	5745	16.360	5736.760	5753.120	0.5	PASS
		5785	16.320	5776.800	5793.120	0.5	PASS
		5825	16.320	5816.800	5833.120	0.5	PASS
11N20SISO	Ant1	5745	17.520	5736.200	5753.720	0.5	PASS
		5785	17.560	5776.160	5793.720	0.5	PASS
		5825	17.520	5816.200	5833.720	0.5	PASS
11N40SISO	Ant1	5755	36.080	5737.000	5773.080	0.5	PASS
		5795	35.600	5777.240	5812.840	0.5	PASS
11AC20SISO	Ant1	5745	17.560	5736.160	5753.720	0.5	PASS
		5785	17.560	5776.160	5793.720	0.5	PASS
		5825	17.600	5816.160	5833.760	0.5	PASS
11AC40SISO	Ant1	5755	36.240	5736.840	5773.080	0.5	PASS
		5795	35.840	5777.000	5812.840	0.5	PASS
11AC80SISO	Ant1	5775	75.040	5737.400	5812.440	0.5	PASS

Test Graphs B4

11A_Ant1_5745

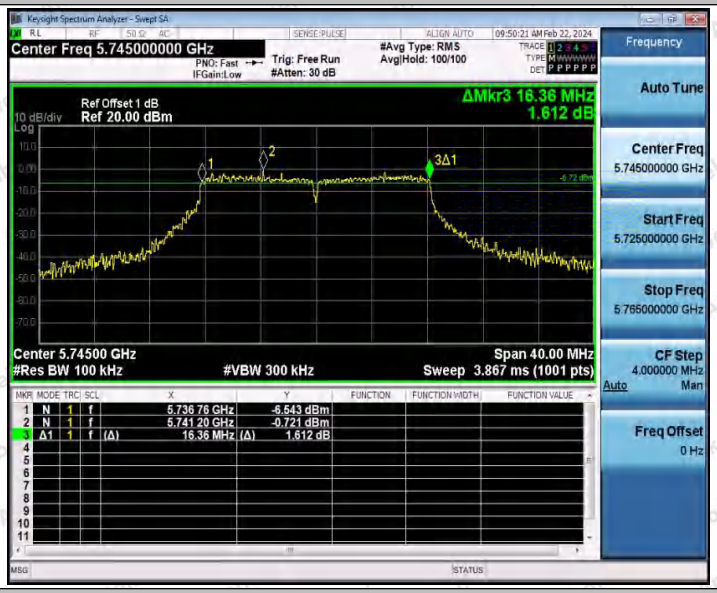

11A_Ant1_5785

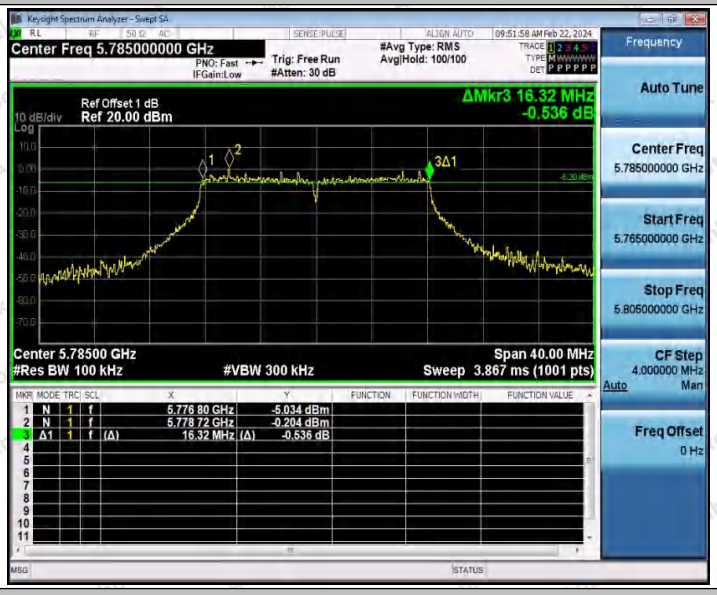

11A_Ant1_5825

11N20SISO_Ant1_5745

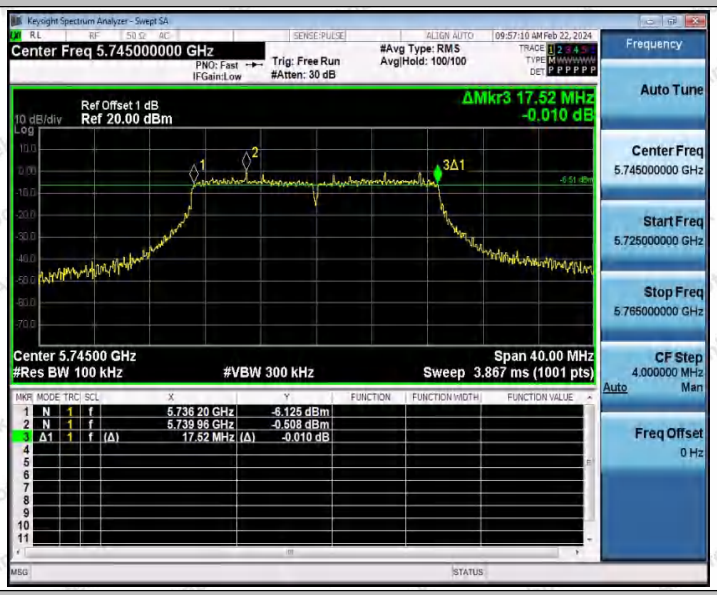

11N20SISO_Ant1_5785

11N20SISO_Ant1_5825

11N40SISO_Ant1_5755

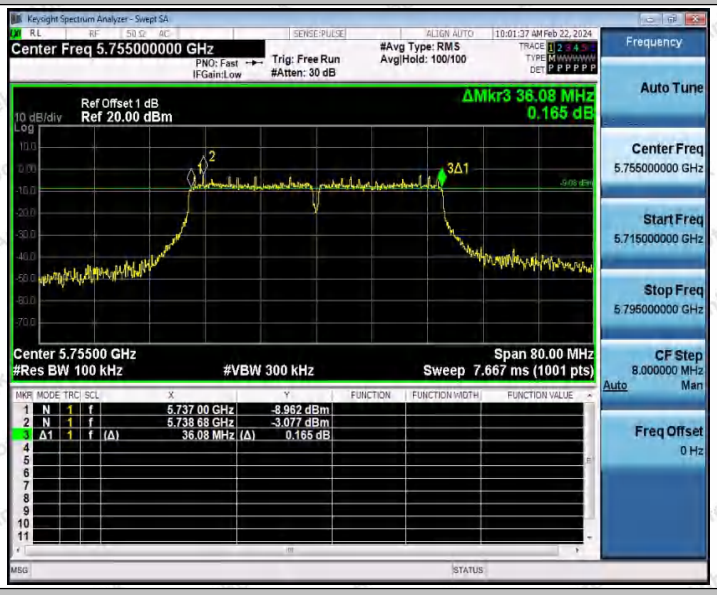

11N40SISO_Ant1_5795

11AC20SISO_Ant1_5745

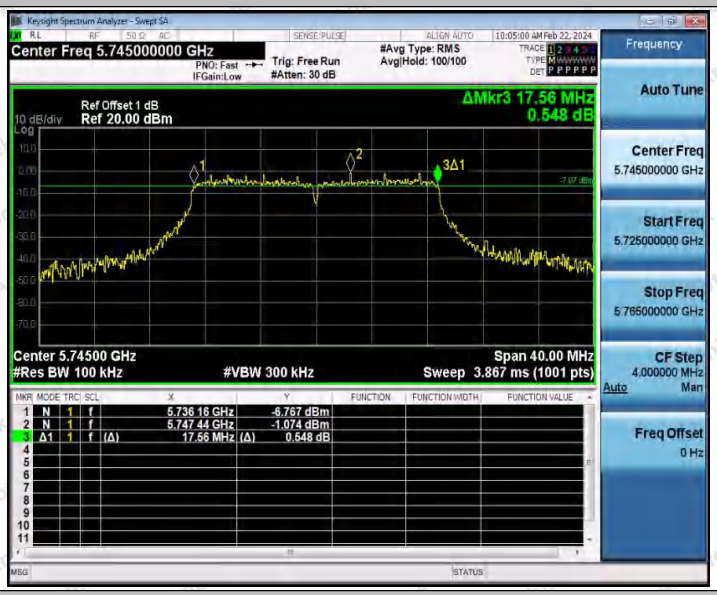

11AC20SISO_Ant1_5785

11AC20SISO_Ant1_5825

11AC40SISO_Ant1_5755

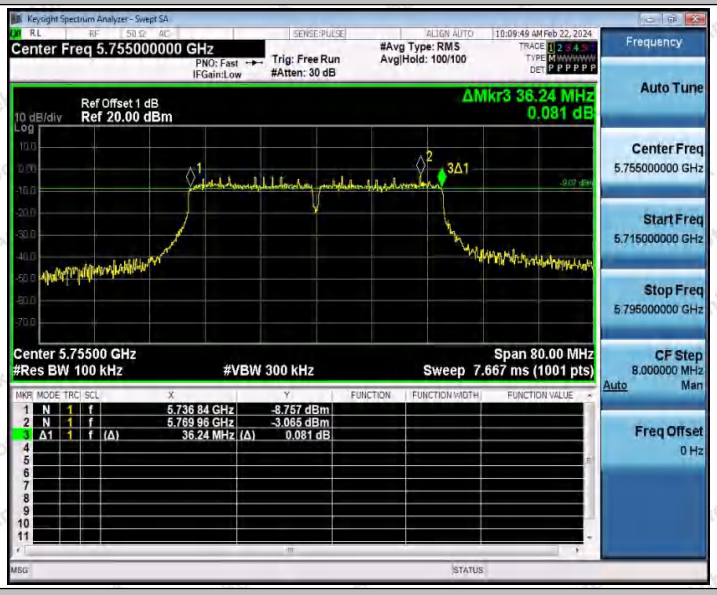

11AC40SISO_Ant1_5795

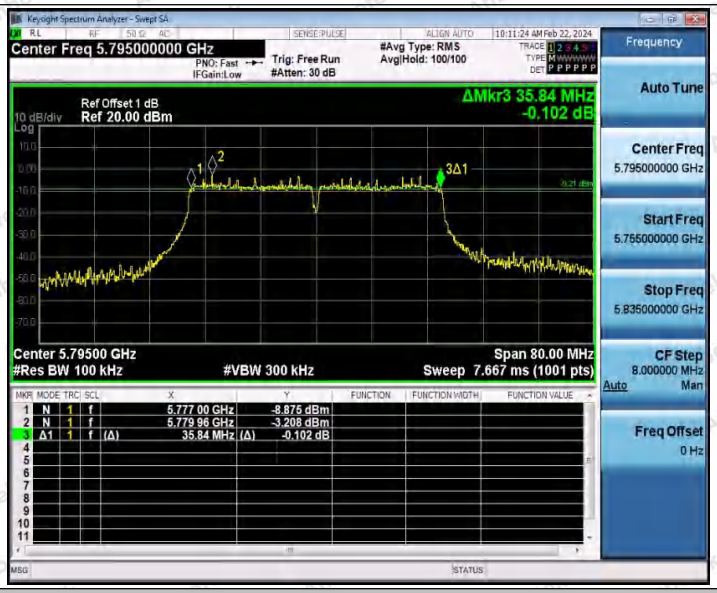

11AC80SISO_Ant1_5775

Appendix B: Duty Cycle

Test Result

TestMode	Antenna	Frequency[MHz]	Transmission Duration [ms]	Transmission Period [ms]	Duty Cycle [%]
11A	Ant1	5745	2.06	2.19	94.06
		5785	2.07	2.20	94.09
		5825	2.06	2.17	94.93
11N20SISO	Ant1	5745	1.92	2.00	96.00
		5785	1.92	2.08	92.31
		5825	1.92	2.10	91.43
11N40SISO	Ant1	5755	0.94	1.11	84.68
		5795	0.94	1.10	85.45
11AC20SISO	Ant1	5745	1.92	2.08	92.31
		5785	1.92	2.06	93.20
		5825	1.92	2.06	93.20
11AC40SISO	Ant1	5755	0.95	1.12	84.82
		5795	0.94	1.12	83.93
11AC80SISO	Ant1	5775	1.92	2.07	92.75

Test Graphs

11A_Ant1_5745

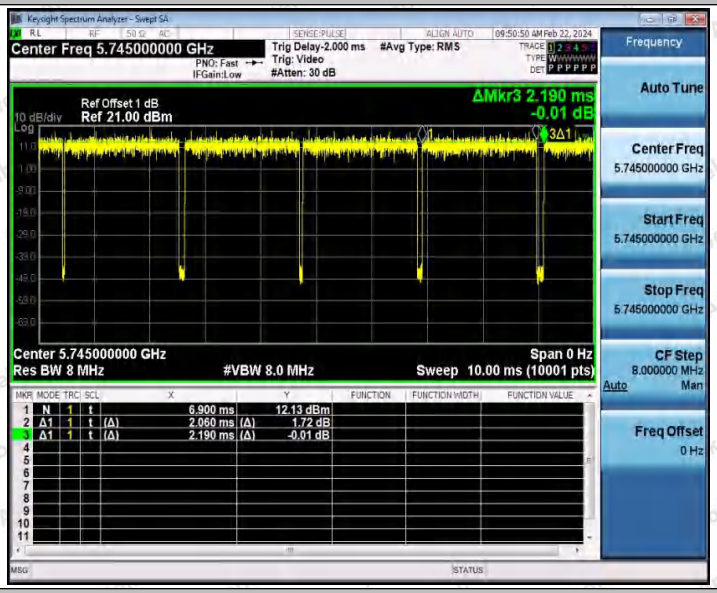

11A_Ant1_5785

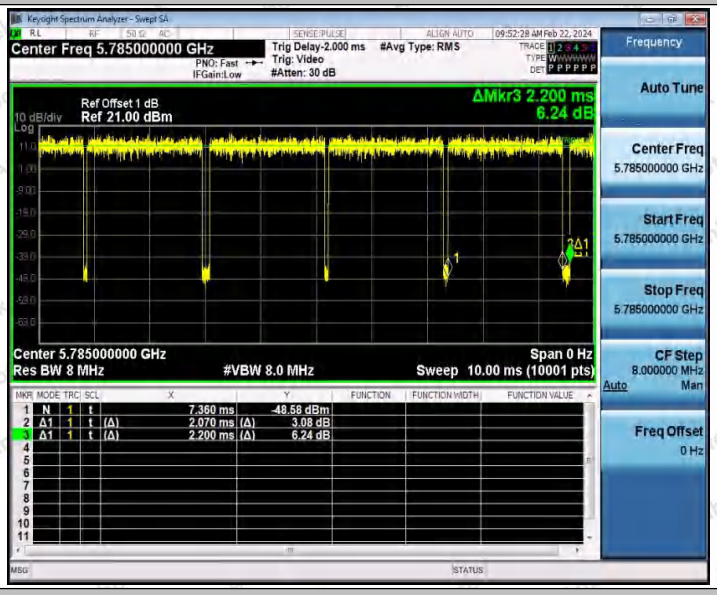

11A_Ant1_5825

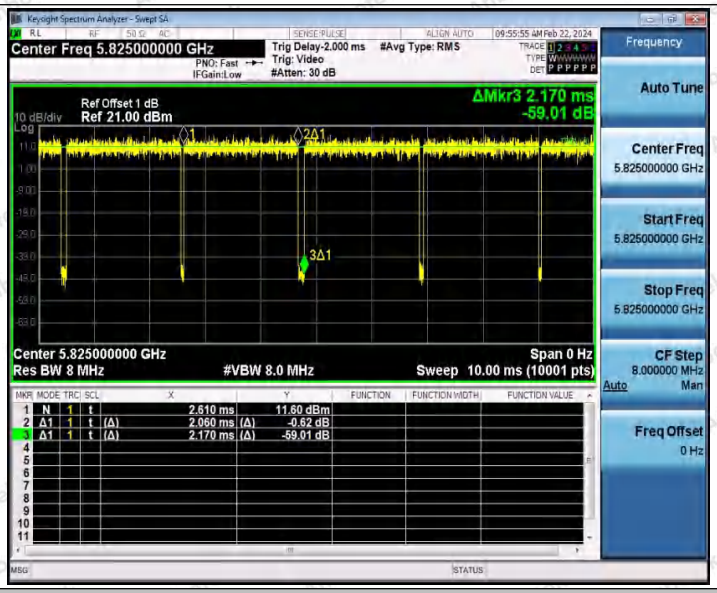

11N20SISO_Ant1_5745

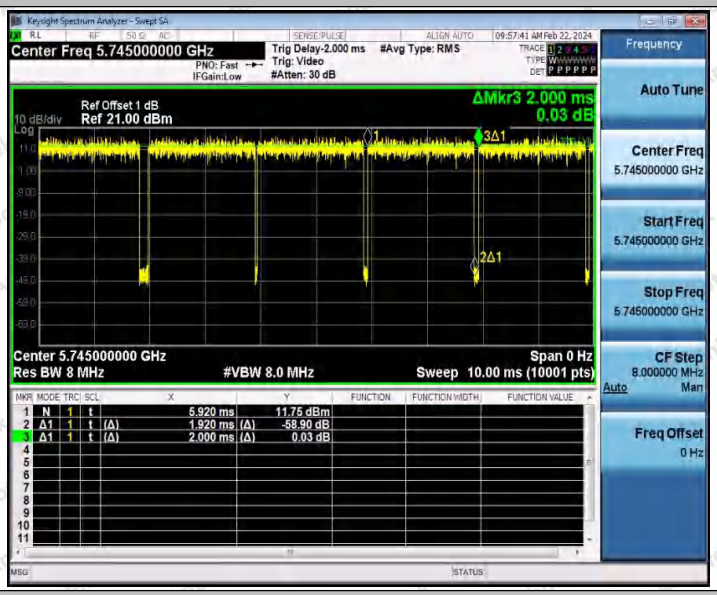

11N20SISO_Ant1_5785

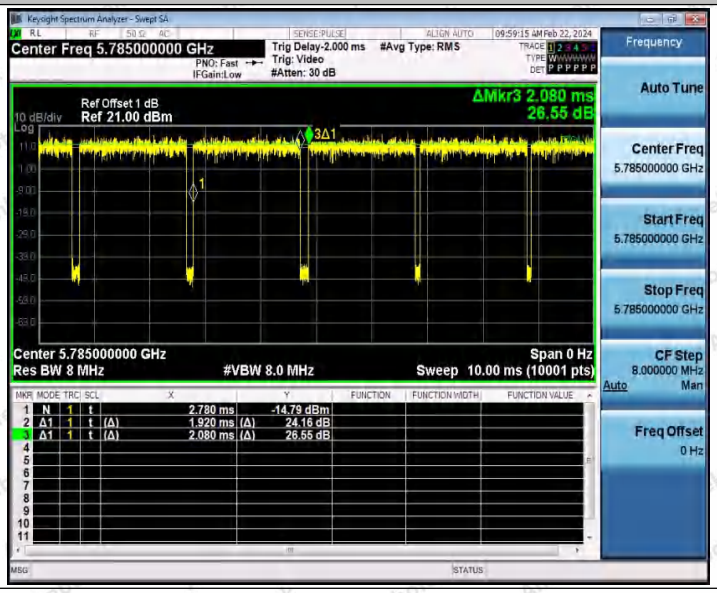

11N20SISO_Ant1_5825

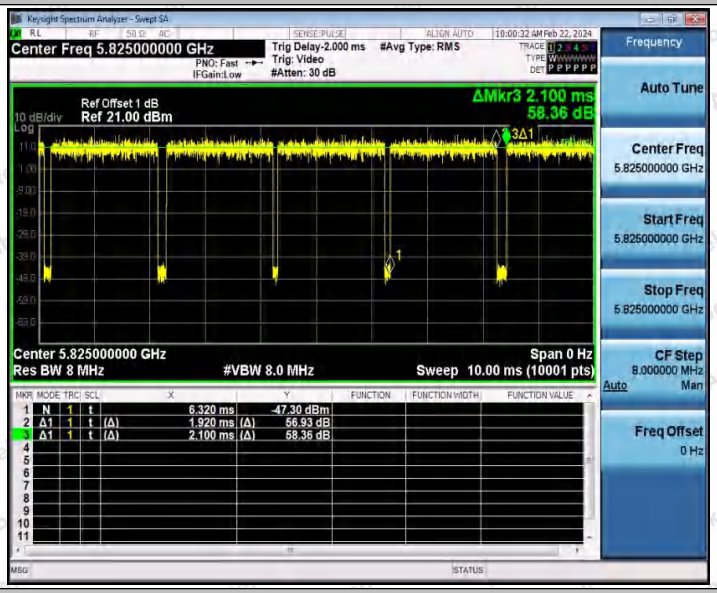

11N40SISO_Ant1_5755

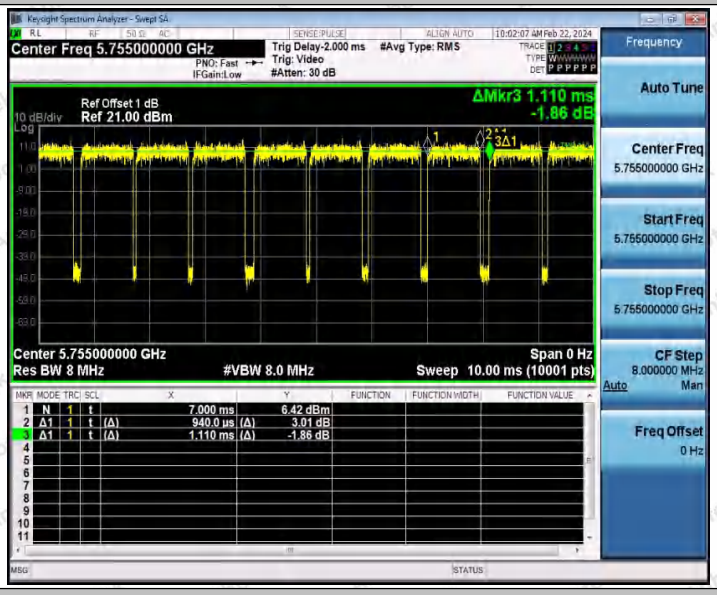

11N40SISO_Ant1_5795

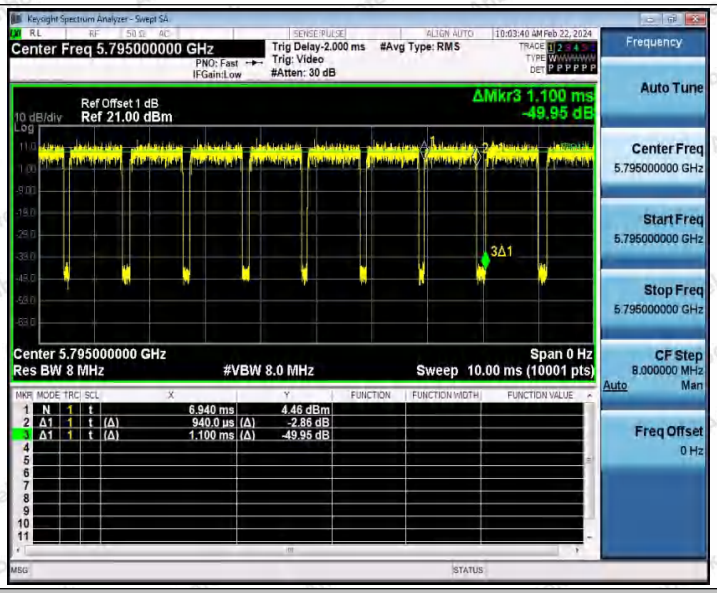

11AC20SISO_Ant1_5745

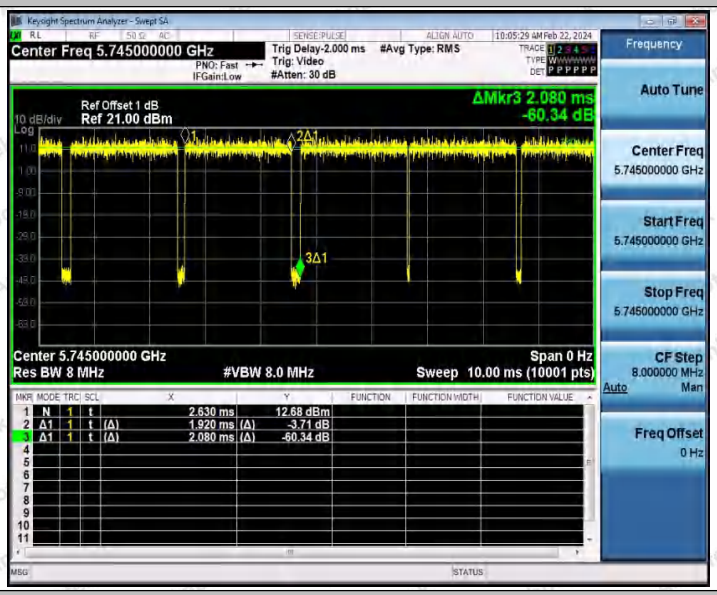

11AC20SISO_Ant1_5785

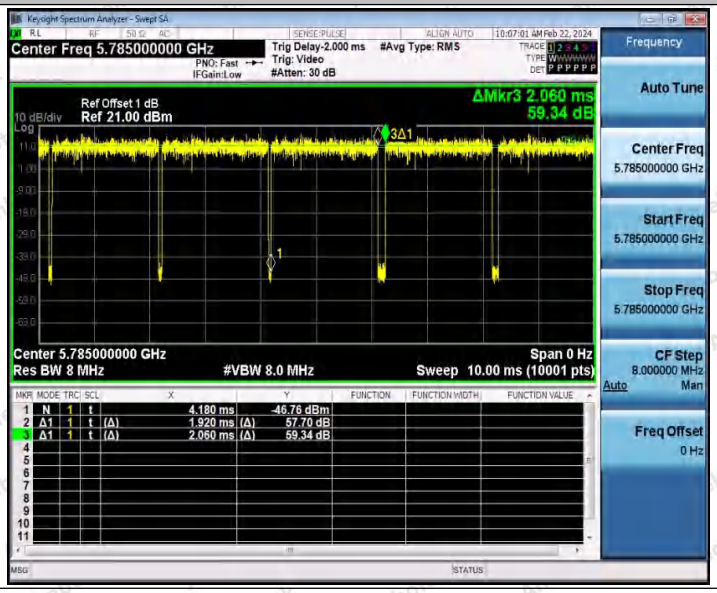

11AC20SISO_Ant1_5825

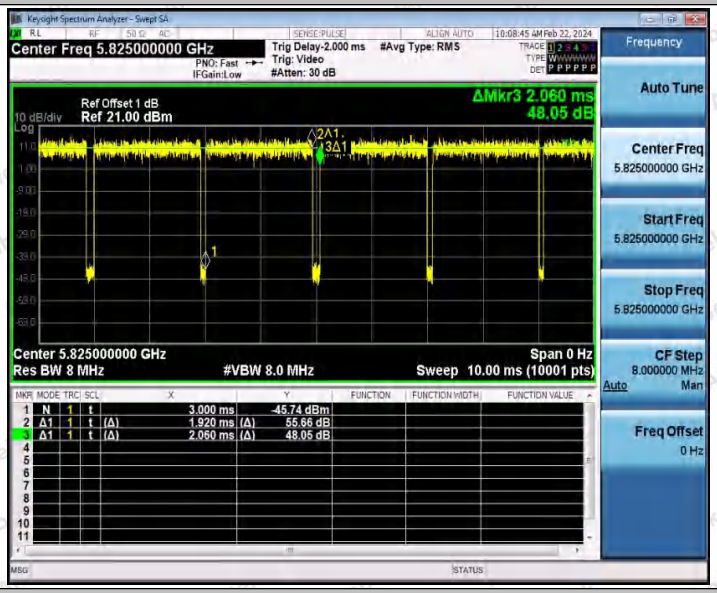

11AC40SISO_Ant1_5755

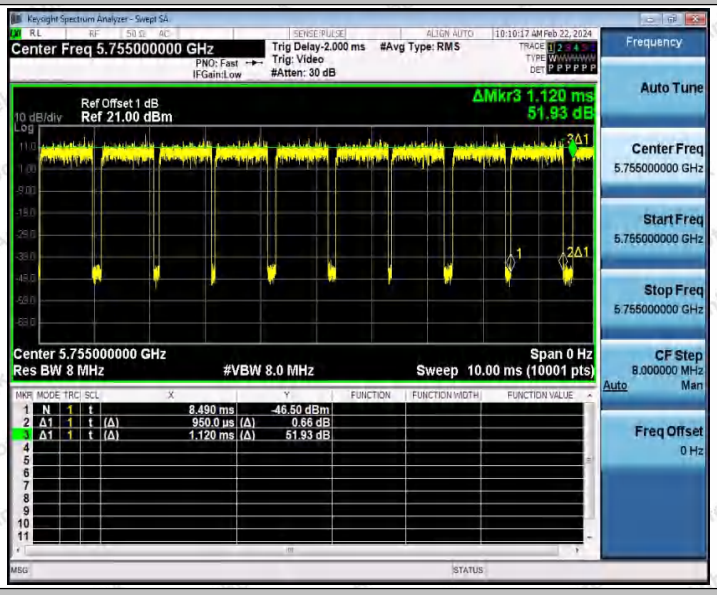

11AC40SISO_Ant1_5795

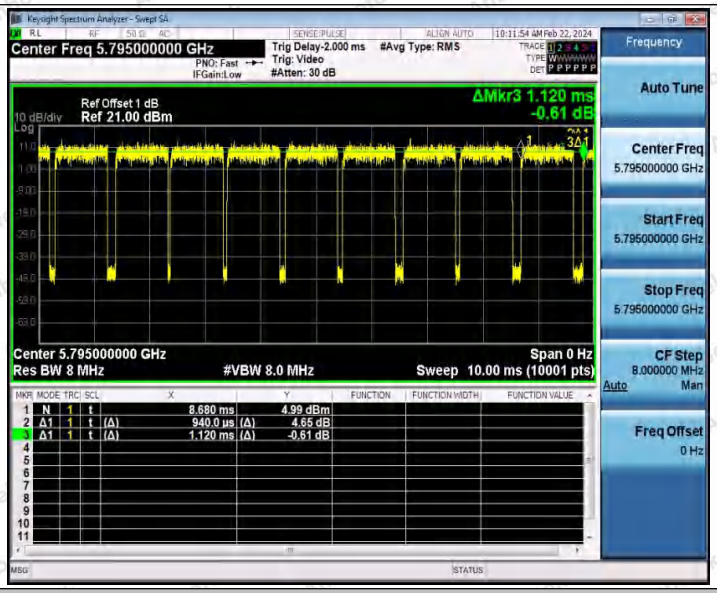

11AC80SISO_Ant1_5775

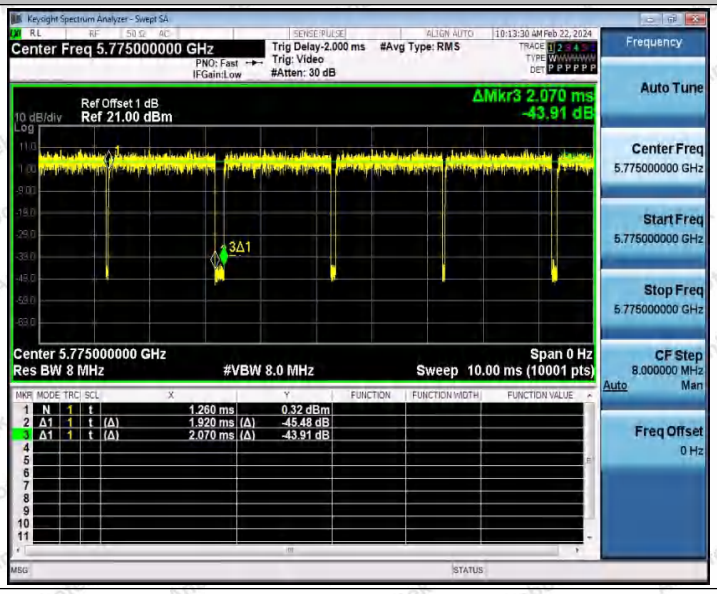

Appendix C: Maximum conducted output power

Test Result Channel Power

Test Mode	Antenna	Frequency[MHz]	Set Power	Channel Power [dBm]	Duty Cycle [%]	DC Factor [dBm]	Result [dBm]	Limit [dBm]
11A	Ant1	5745	---	16.10	94.06	0.27	16.37	≤30.00
		5785	---	15.76	94.09	0.26	16.02	≤30.00
		5825	---	14.97	94.93	0.23	15.20	≤30.00
11N20 SISO	Ant1	5745	---	15.77	96.00	0.18	15.95	≤30.00
		5785	---	15.54	92.31	0.35	15.89	≤30.00
		5825	---	14.83	91.43	0.39	15.22	≤30.00
11N40 SISO	Ant1	5755	---	16.18	84.68	0.72	**16.90**	≤30.00
		5795	---	15.77	85.45	0.68	16.45	≤30.00
11AC20SISO	Ant1	5745	---	15.71	92.31	0.35	16.06	≤30.00
		5785	---	15.52	93.20	0.31	15.83	≤30.00
		5825	---	14.85	93.20	0.31	15.16	≤30.00
11AC40SISO	Ant1	5755	---	16.17	84.82	0.72	16.89	≤30.00
		5795	---	15.81	83.93	0.76	16.57	≤30.00
11AC80SISO	Ant1	5775	---	15.91	92.75	0.33	16.24	≤30.00

Note：The Duty Cycle Factor is compensated in the graph.

Test Graphs Channel Power

11A_Ant1_5745

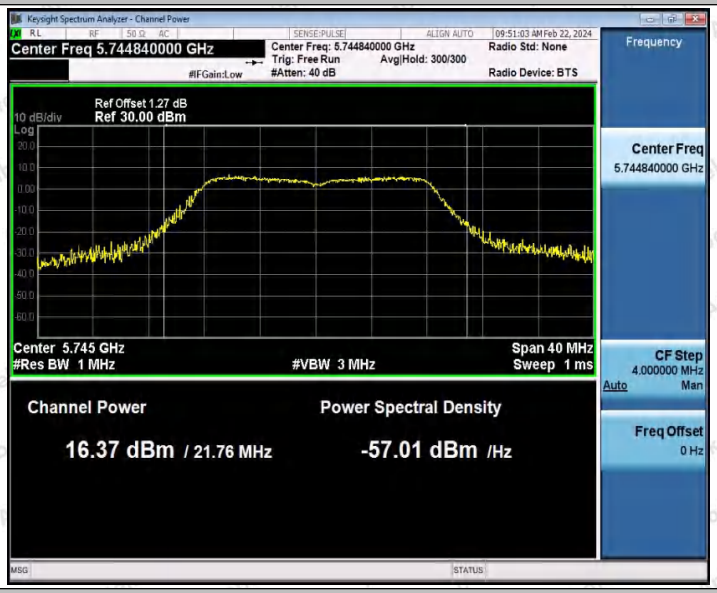

11A_Ant1_5785

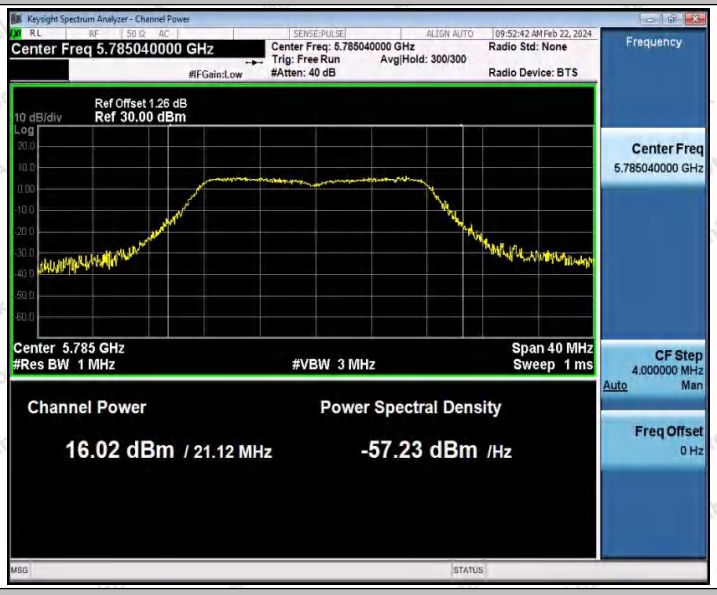

11A_Ant1_5825

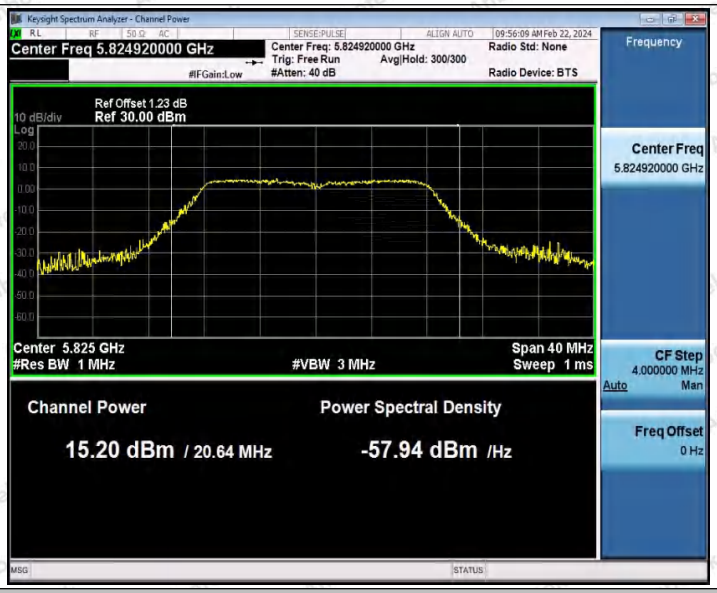

11N20SISO_Ant1_5745

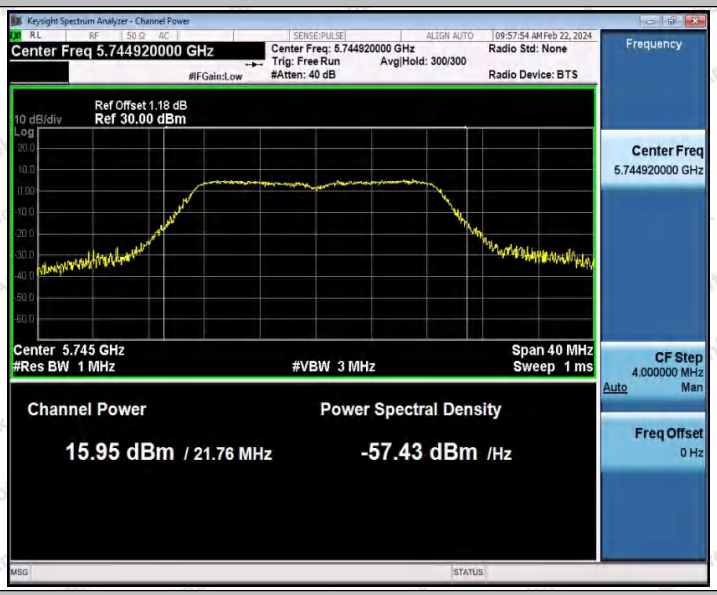

11N20SISO_Ant1_5785

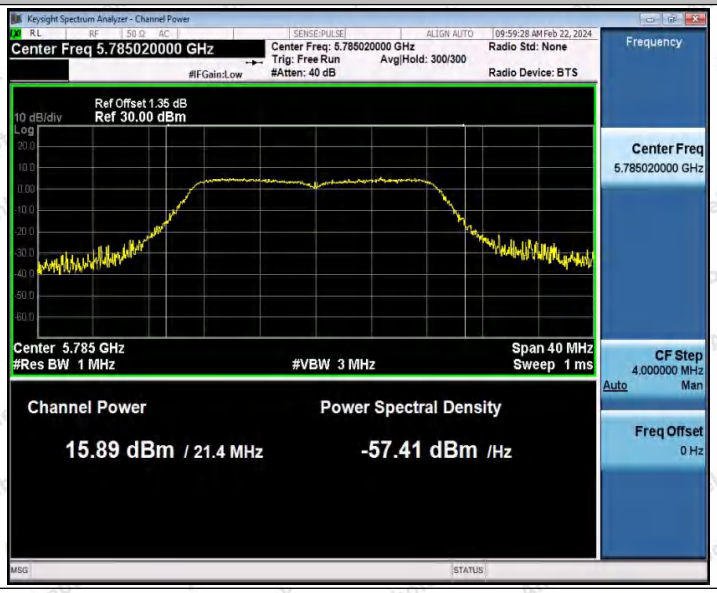

11N20SISO_Ant1_5825

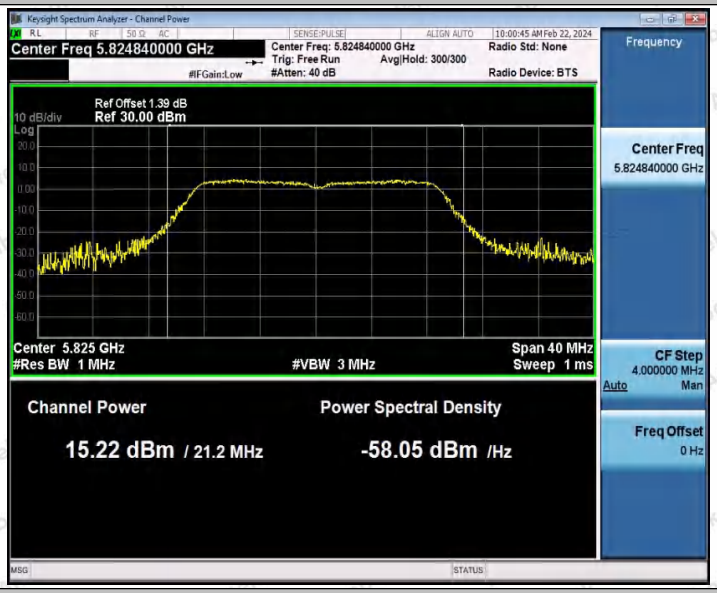

11N40SISO_Ant1_5755

11N40SISO_Ant1_5795

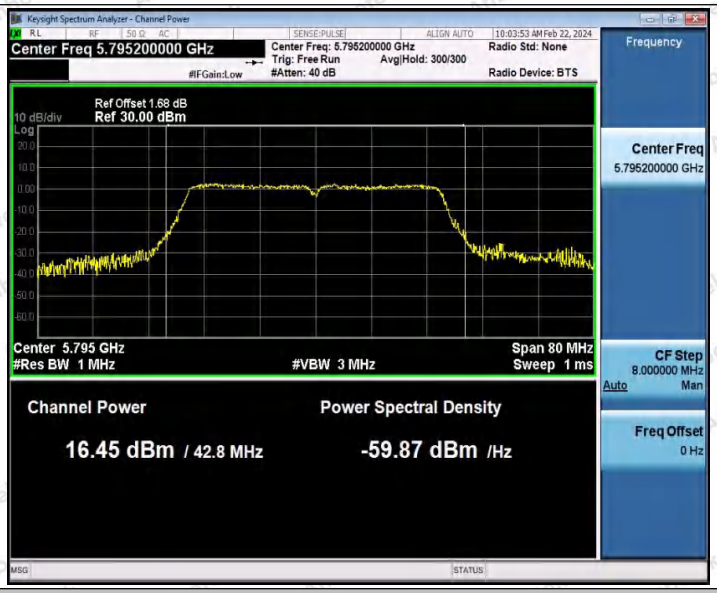

11AC20SISO_Ant1_5745

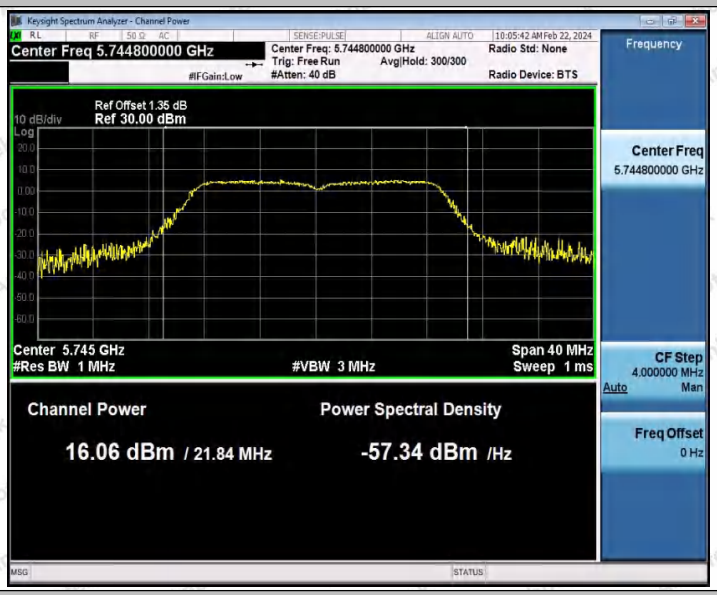

11AC20SISO_Ant1_5785

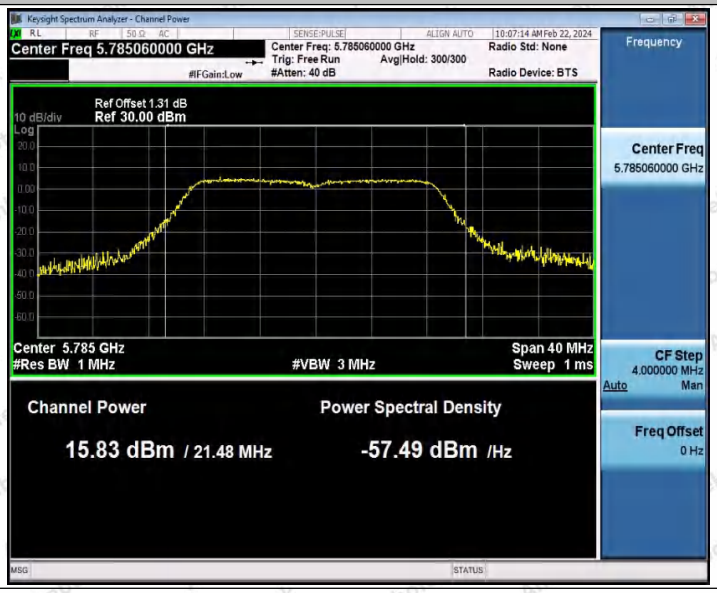

11AC20SISO_Ant1_5825

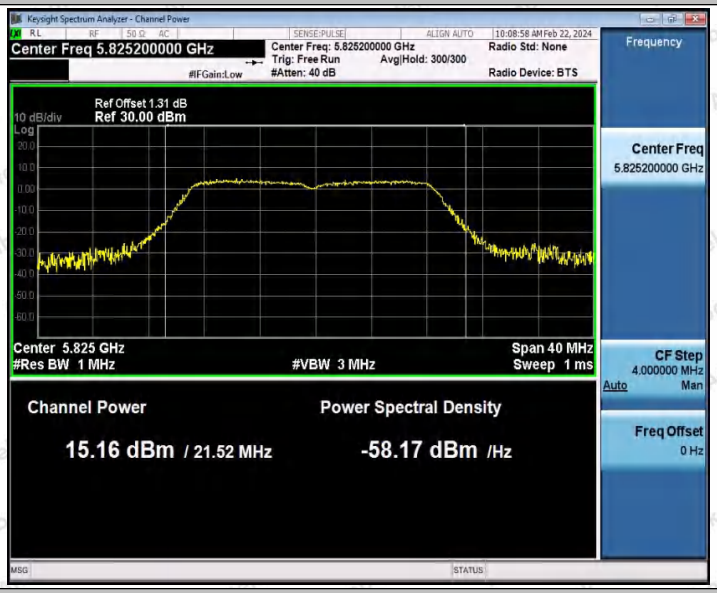

11AC40SISO_Ant1_5755

11AC40SISO_Ant1_5795

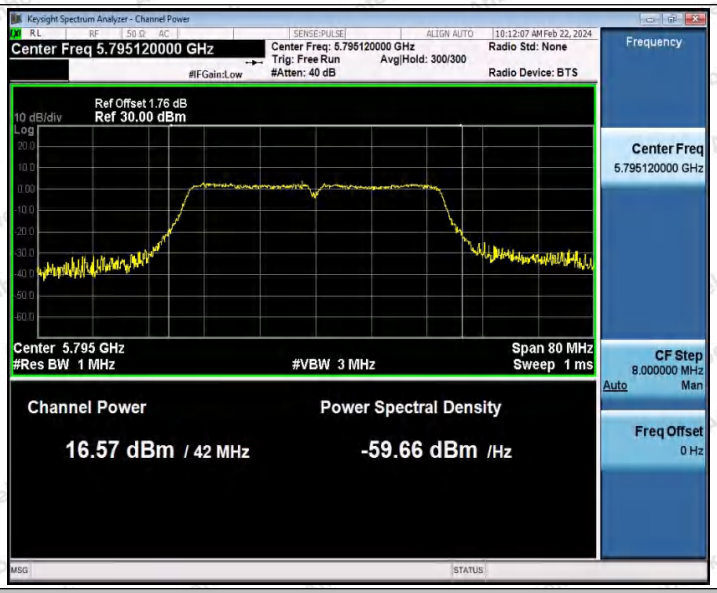

11AC80SISO_Ant1_5775

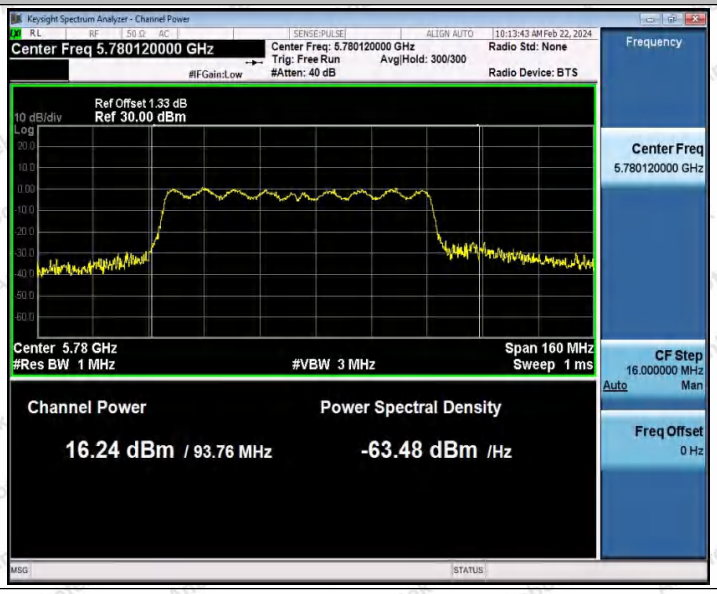

Appendix D: Maximum power spectral density

Test Result B4

TestMode	Antenna	Frequency[MHz]	Result [dBm/500KHz]	Limit[dBm/500KHz]	Verdict
11A	Ant1	5745	-2.66	≤30.00	PASS
		5785	-2.87	≤30.00	PASS
		5825	-3.62	≤30.00	PASS
11N20SISO	Ant1	5745	-3.19	≤30.00	PASS
		5785	-3.16	≤30.00	PASS
		5825	-4.09	≤30.00	PASS
11N40SISO	Ant1	5755	-5.32	≤30.00	PASS
		5795	-5.63	≤30.00	PASS
11AC20SISO	Ant1	5745	-3.12	≤30.00	PASS
		5785	-3.42	≤30.00	PASS
		5825	-4.01	≤30.00	PASS
11AC40SISO	Ant1	5755	-5.66	≤30.00	PASS
		5795	-5.86	≤30.00	PASS
11AC80SISO	Ant1	5775	-8.14	≤30.00	PASS

Note：1.The Duty Cycle Factor and RBW Factor is compensated in the graph.

Test Graphs B4

11A_Ant1_5745

11A_Ant1_5785

11A_Ant1_5825

11N20SISO_Ant1_5745

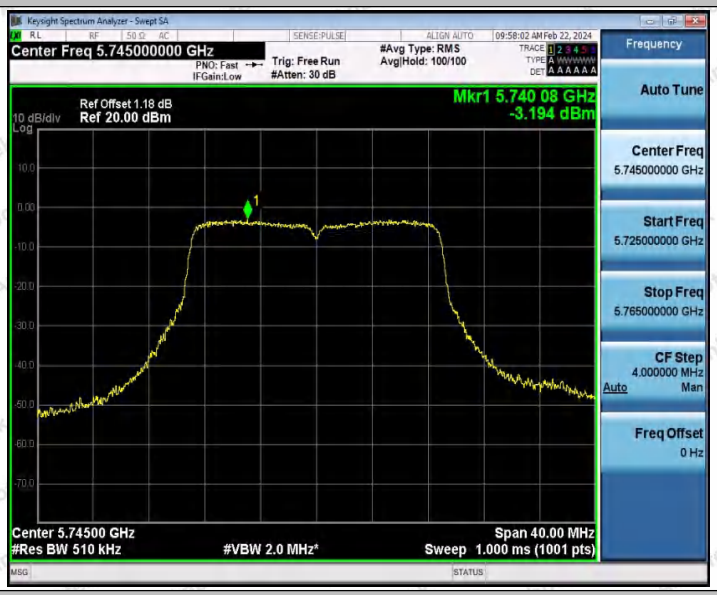

11N20SISO_Ant1_5785

11N20SISO_Ant1_5825

11N40SISO_Ant1_5755

11N40SISO_Ant1_5795

11AC20SISO_Ant1_5745

11AC20SISO_Ant1_5785

11AC20SISO_Ant1_5825

11AC40SISO_Ant1_5755

11AC40SISO_Ant1_5795

11AC80SISO_Ant1_5775

Appendix E: Band edge measurements

Test Result B4

TestMode	Antenna	ChName	Frequency[MHz]	FreqRange [MHz]	Result [dBm]	Limit [dBm]	Verdict
11A	Ant1	Low	5745	5650~5700	-43.49	≤-12.40	PASS
				5700~5720	-31.2	≤15.47	PASS
				5720~5725	-27.07	≤26.57	PASS
				5760~5650	-45.3	≤-27	PASS
		High	5825	5850~5855	-32.47	≤20.10	PASS
				5855~5875	-35.55	≤10.21	PASS
				5875~5925	-43.81	≤0.22	PASS
				5925~5935	-44.45	≤-27	PASS
11N20SISO	Ant1	Low	5745	5650~5700	-43.45	≤-12.32	PASS
				5700~5720	-34.13	≤15.50	PASS
				5720~5725	-27.41	≤26.57	PASS
				5760~5650	-44.41	≤-27	PASS
		High	5825	5850~5855	-29.54	≤15.79	PASS
				5855~5875	-36.61	≤10.17	PASS
				5875~5925	-44.34	≤-24.86	PASS
				5925~5935	-44.49	≤-27	PASS
11N40SISO	Ant1	Low	5755	5650~5700	-37.34	≤7.86	PASS
				5700~5720	-26.89	≤15.58	PASS
				5720~5725	-24.85	≤21.58	PASS
				5780~5650	-44.24	≤-27	PASS
		High	5795	5850~5855	-36.93	≤22.05	PASS
				5855~5875	-40.3	≤10.55	PASS
				5875~5925	-44.25	≤-14.59	PASS
				5925~5935	-45.46	≤-27	PASS
11AC20SISO	Ant1	Low	5745	5650~5700	-43.1	≤3.43	PASS
				5700~5720	-29.1	≤15.59	PASS
				5720~5725	-23.42	≤26.04	PASS
				5760~5650	-43.81	≤-27	PASS
		High	5825	5850~5855	-33.88	≤16.72	PASS
				5855~5875	-35.14	≤10.14	PASS
				5875~5925	-43.87	≤-23.76	PASS
				5925~5935	-44.4	≤-27	PASS
11AC40SISO	Ant1	Low	5755	5650~5700	-36.43	≤8.16	PASS
				5700~5720	-25.32	≤15.50	PASS
				5720~5725	-24.4	≤22.20	PASS
				5780~5650	-44.82	≤-27	PASS
		High	5795	5850~5855	-39.84	≤16.41	PASS

				5855~5875	-38.53	≤10.36	PASS
				5875~5925	-43.23	≤5.56	PASS
				5925~5935	-45.55	≤-27	PASS
11AC80S ISO	Ant1	Low	5775	5650~5700	-30.56	≤8.76	PASS
				5700~5720	-27.17	≤11.92	PASS
				5720~5725	-24.34	≤23.77	PASS
				5800~5650	-38.04	≤-27	PASS
		High	5775	5850~5855	-26.2	≤26.34	PASS
				5855~5875	-24.35	≤13.39	PASS
				5875~5925	-27.58	≤-26.68	PASS
				5925~5935	-39.68	≤-27	PASS

Test Graphs B4

11A_Ant1_Low_5745

11A_Ant1_High_5825

11N20SISO_Ant1_Low_5745

11N20SISO_Ant1_High_5825

11N40SISO_Ant1_Low_5755

11N40SISO_Ant1_High_5795

11AC20SISO_Ant1_Low_5745

11AC20SISO_Ant1_High_5825

11AC40SISO_Ant1_Low_5755

11AC40SISO_Ant1_High_5795

11AC80SISO_Ant1_Low_5775

11AC80SISO_Ant1_High_5775

---END---