# Appendix D

## RF Test Data for 5.2G WIFI (Conducted Measurement)

**Product Name: Projector**

**Test Model: Pro V8**

**Environmental Conditions**

| | |
|---|---|
| Temperature: | 23.5℃ |
| Relative Humidity: | 52.2% |
| ATM Pressure: | 100.0 kPa |
| Test Engineer: | Wunder Wu |
| Supervised by: | Li Huan |

# D.1 Emission Bandwidth

## Test Result

| TestMode | Antenna | Channel | 26db EBW [MHz] | FL[MHz] | FH[MHz] | Limit[MHz] | Verdict |
|---|---|---|---|---|---|---|---|
| 11A | Ant1 | 5180 | 18.400 | 5170.760 | 5189.160 | --- | --- |
| | | 5220 | 18.440 | 5210.720 | 5229.160 | --- | --- |
| | | 5240 | 18.440 | 5230.720 | 5249.160 | --- | --- |
| 11N20SISO | Ant1 | 5180 | 19.400 | 5170.280 | 5189.680 | --- | --- |
| | | 5220 | 19.440 | 5210.280 | 5229.720 | --- | --- |
| | | 5240 | 19.440 | 5230.280 | 5249.720 | --- | --- |
| 11N40SISO | Ant1 | 5190 | 41.120 | 5169.520 | 5210.640 | --- | --- |
| | | 5230 | 41.120 | 5209.440 | 5250.560 | --- | --- |
| 11AC20SISO | Ant1 | 5180 | 19.360 | 5170.320 | 5189.680 | --- | --- |
| | | 5220 | 19.360 | 5210.320 | 5229.680 | --- | --- |
| | | 5240 | 19.360 | 5230.320 | 5249.680 | --- | --- |
| 11AC40SISO | Ant1 | 5190 | 40.720 | 5169.840 | 5210.560 | --- | --- |
| | | 5230 | 40.720 | 5209.840 | 5250.560 | --- | --- |
| 11AC80SISO | Ant1 | 5210 | 80.640 | 5169.680 | 5250.320 | --- | --- |

## Test Graphs

11A_Ant1_5180

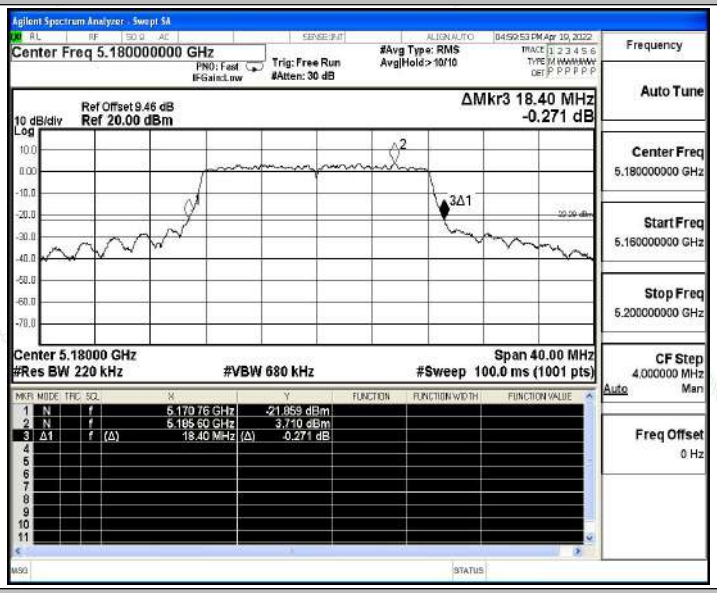


11A_Ant1_5220

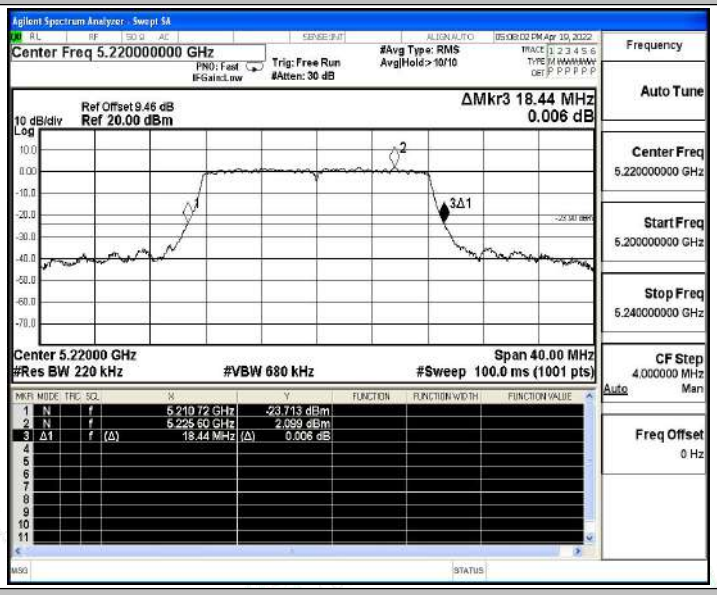


11A_Ant1_5240

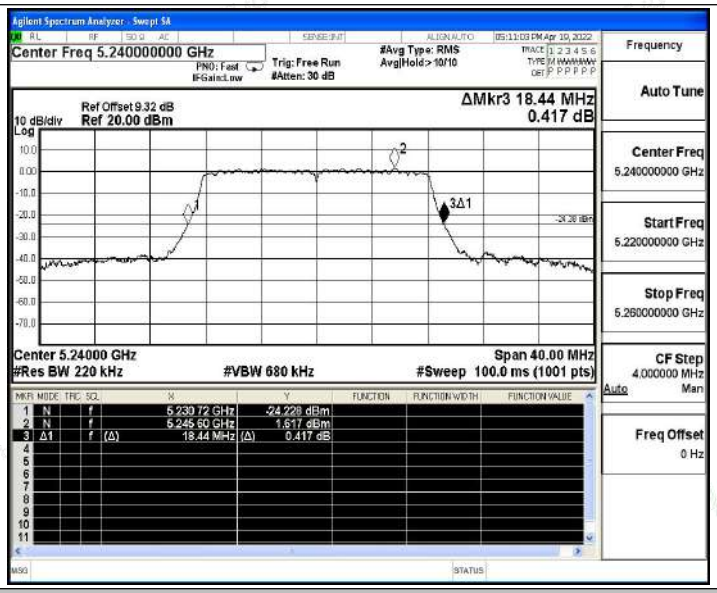


11N20SISO_Ant1_5180

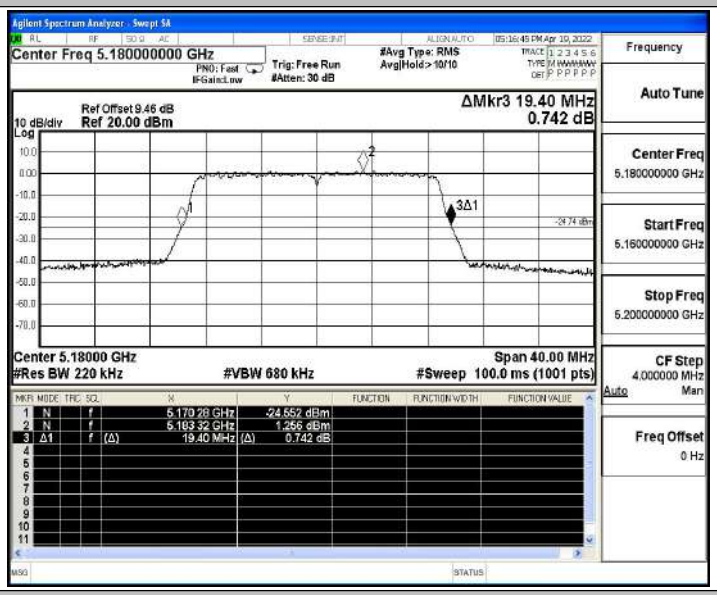


11N20SISO_Ant1_5220

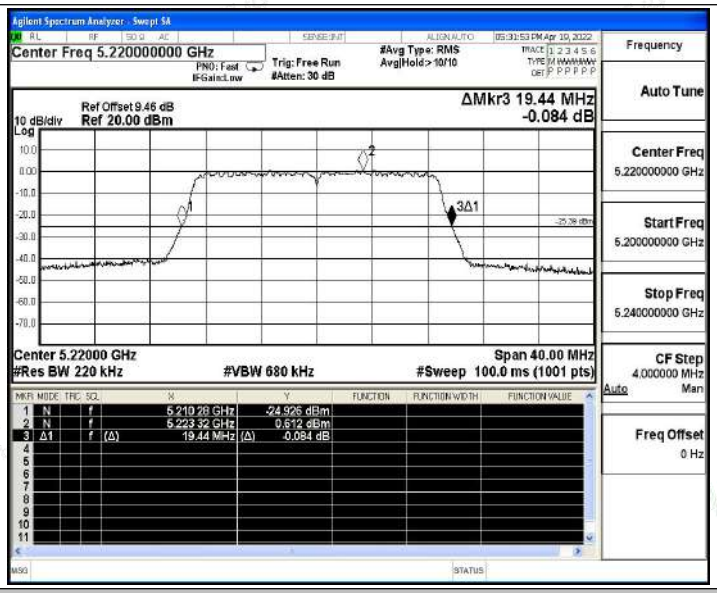


11N20SISO_Ant1_5240

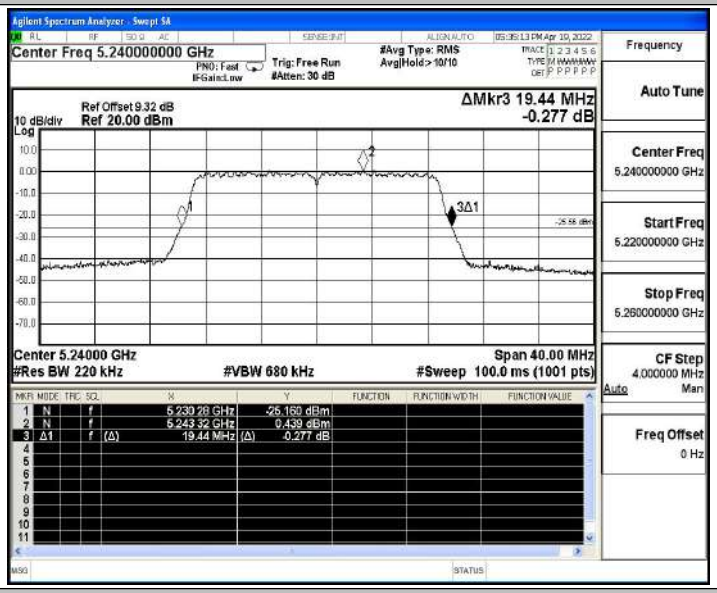


11N40SISO_Ant1_5190

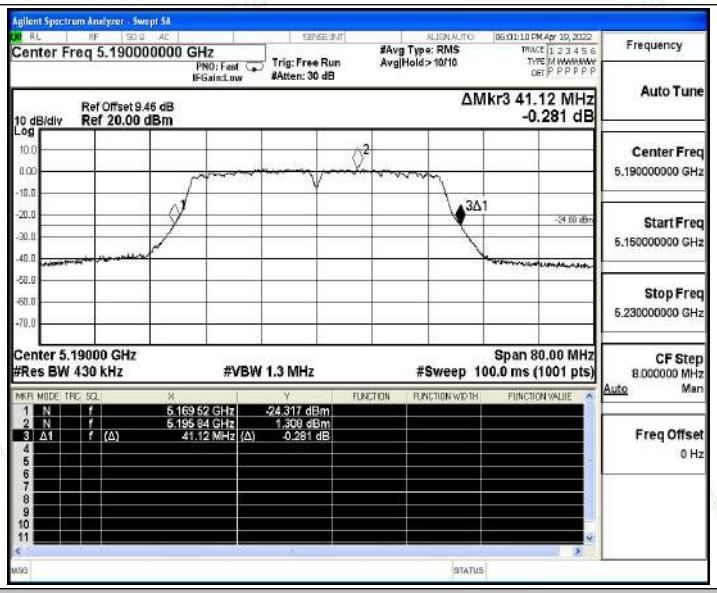


11N40SISO_Ant1_5230

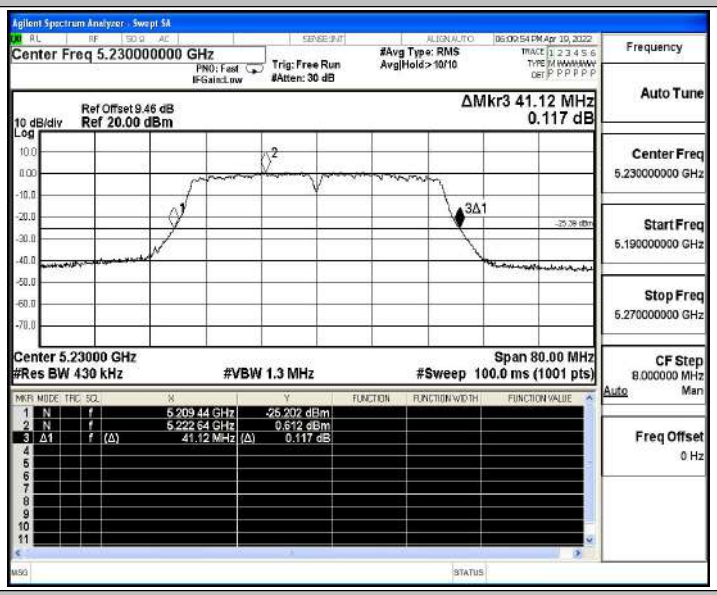


11AC20SISO_Ant1_5180

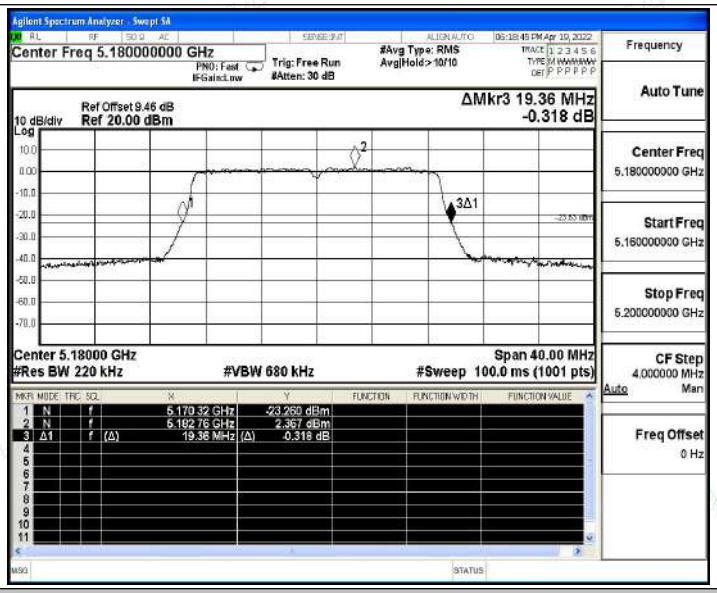


11AC20SISO_Ant1_5220

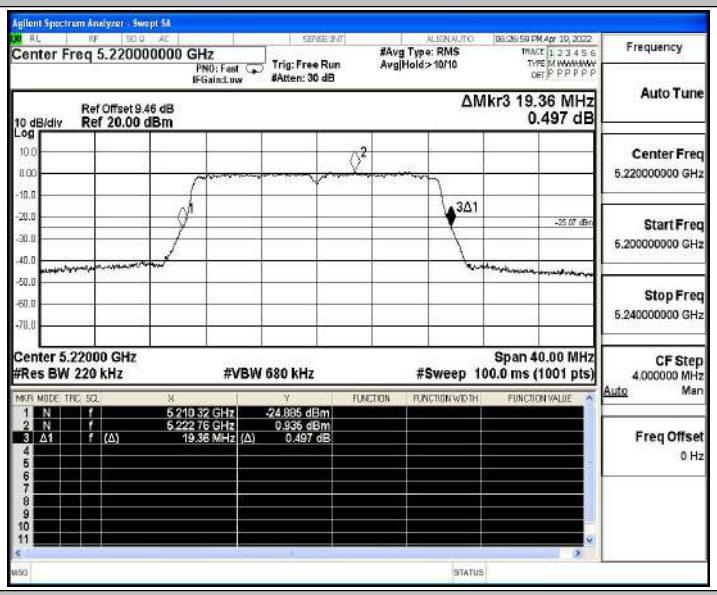


11AC20SISO_Ant1_5240

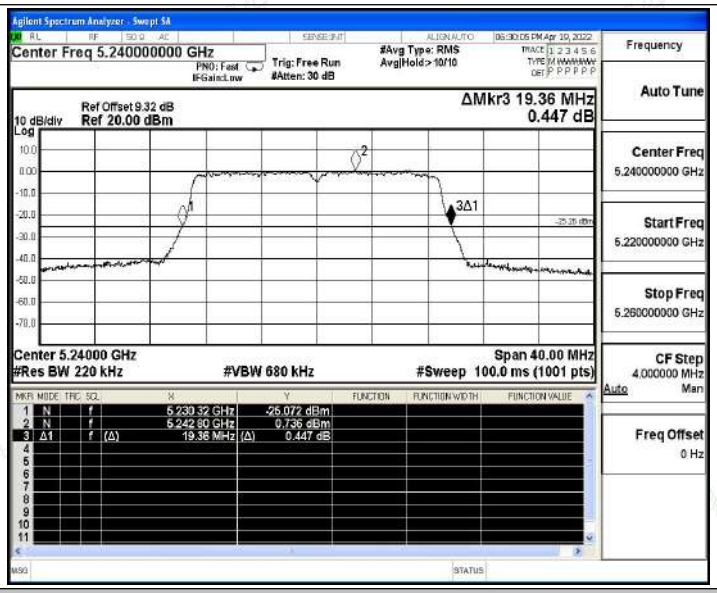


11AC40SISO_Ant1_5190

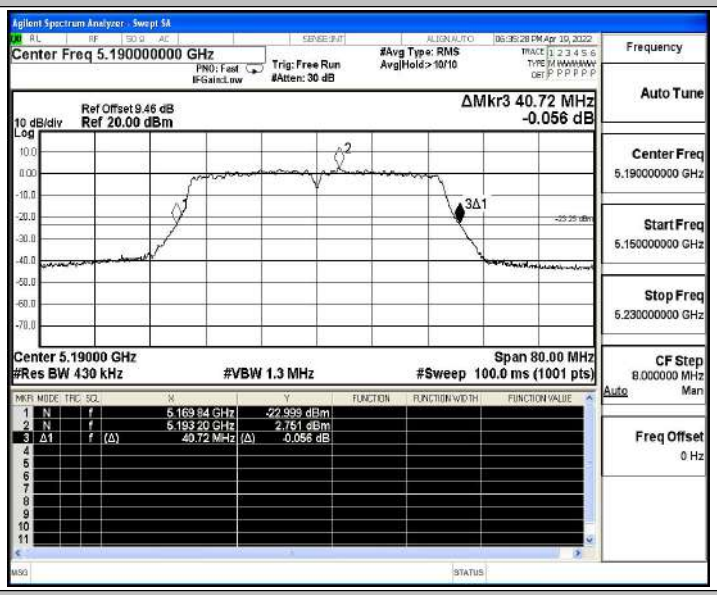


11AC40SISO_Ant1_5230

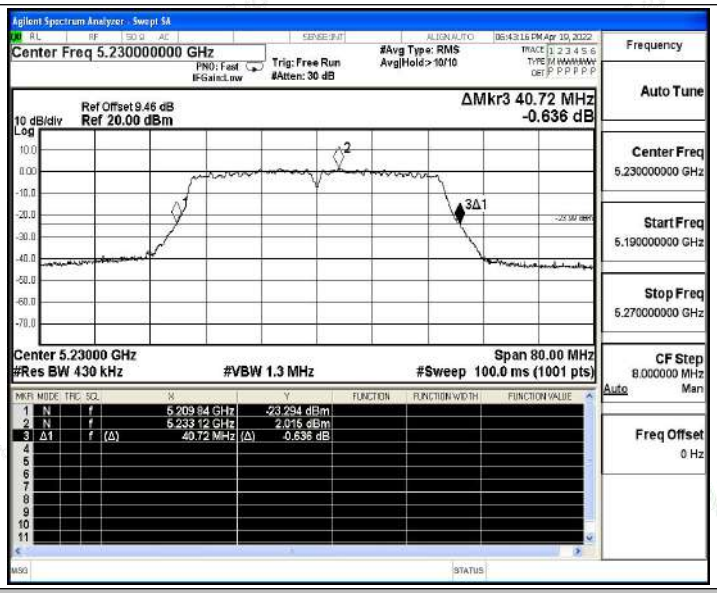


11AC80SISO_Ant1_5210

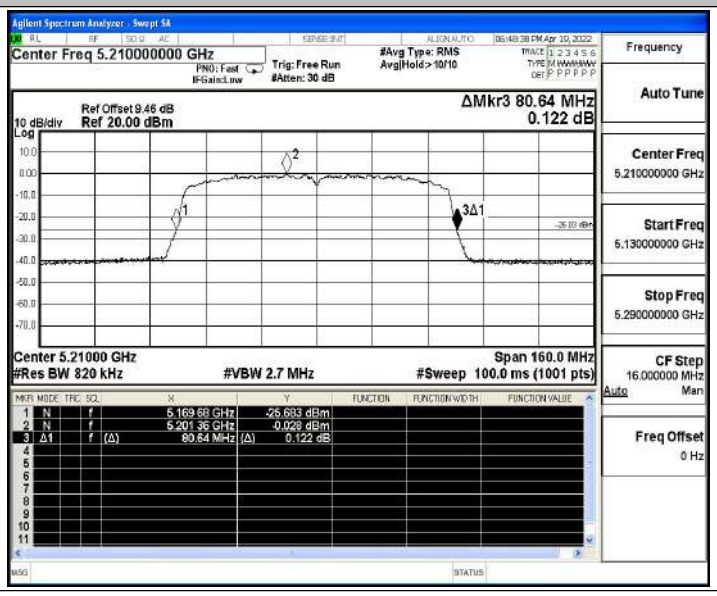

# D.2 Occupied channel bandwidth

## Test Result

| TestMode | Antenna | Channel | OCB [MHz] | FL[MHz] | FH[MHz] | Limit[MHz] | Verdict |
|---|---|---|---|---|---|---|---|
| 11A | Ant1 | 5180 | 16.460 | 5171.767 | 5188.227 | --- | --- |
| | | 5220 | 16.447 | 5211.777 | 5228.224 | --- | --- |
| | | 5240 | 16.451 | 5231.762 | 5248.213 | --- | --- |
| 11N20SISO | Ant1 | 5180 | 17.606 | 5171.197 | 5188.803 | --- | --- |
| | | 5220 | 17.600 | 5211.199 | 5228.799 | --- | --- |
| | | 5240 | 17.609 | 5231.188 | 5248.797 | --- | --- |
| 11N40SISO | Ant1 | 5190 | 36.197 | 5171.961 | 5208.158 | --- | --- |
| | | 5230 | 36.153 | 5211.936 | 5248.089 | --- | --- |
| 11AC20SISO | Ant1 | 5180 | 17.700 | 5171.147 | 5188.847 | --- | --- |
| | | 5220 | 17.717 | 5211.138 | 5228.855 | --- | --- |
| | | 5240 | 17.712 | 5231.132 | 5248.844 | --- | --- |
| 11AC40SISO | Ant1 | 5190 | 36.155 | 5171.961 | 5208.116 | --- | --- |
| | | 5230 | 36.117 | 5211.970 | 5248.087 | --- | --- |
| 11AC80SISO | Ant1 | 5210 | 74.460 | 5172.846 | 5247.306 | --- | --- |

## Test Graphs

11A_Ant1_5180

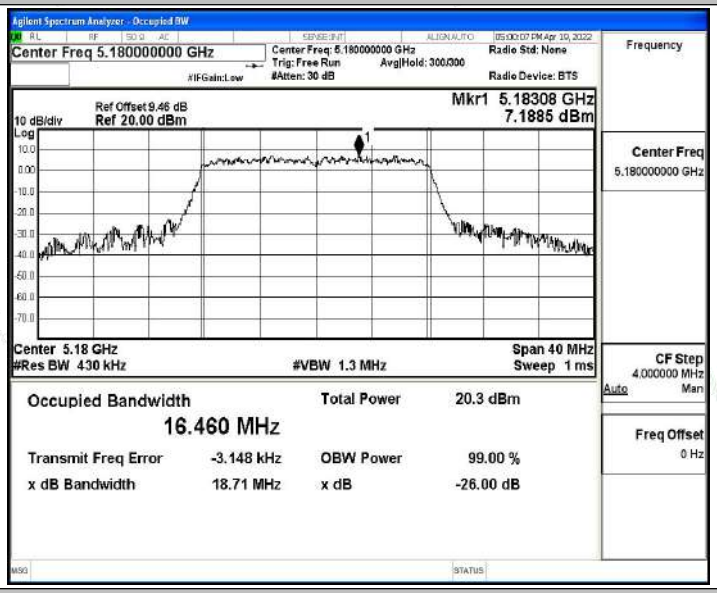


11A_Ant1_5220

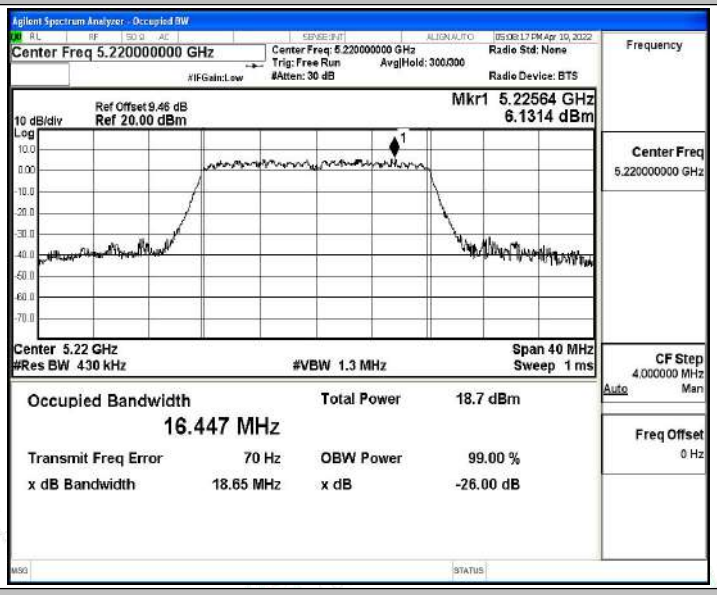


11A_Ant1_5240

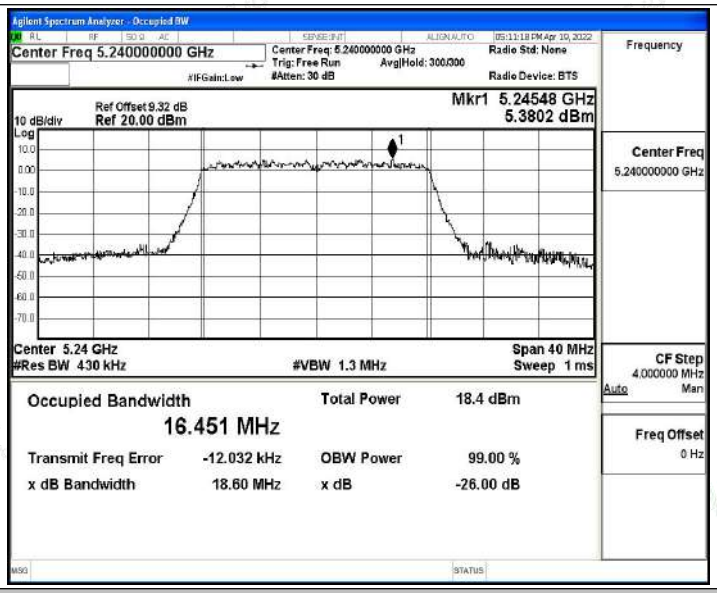


11N20SISO_Ant1_5180

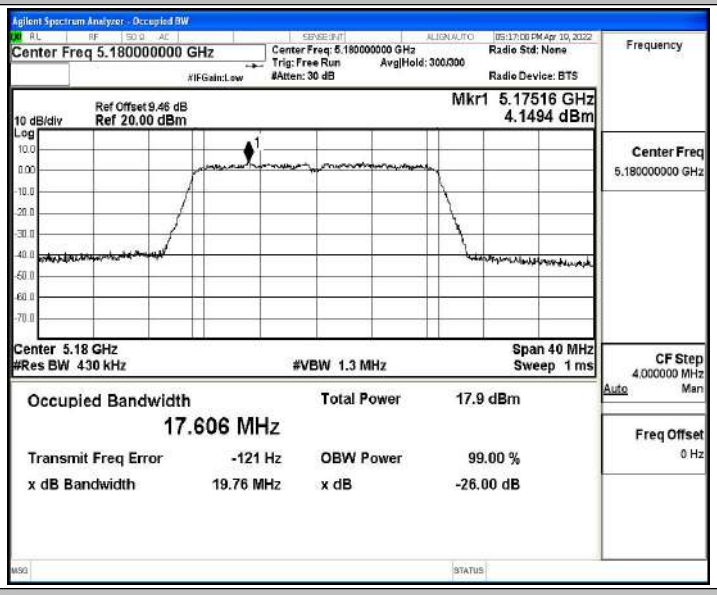


11N20SISO_Ant1_5220

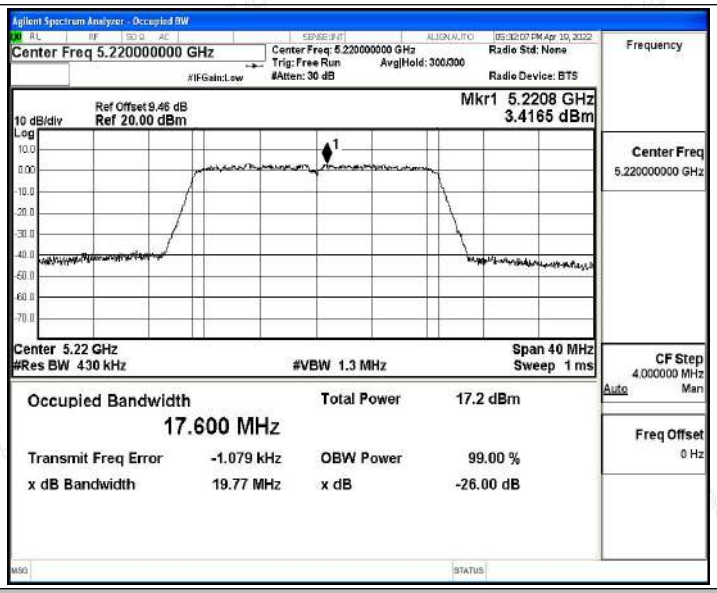


11N20SISO_Ant1_5240

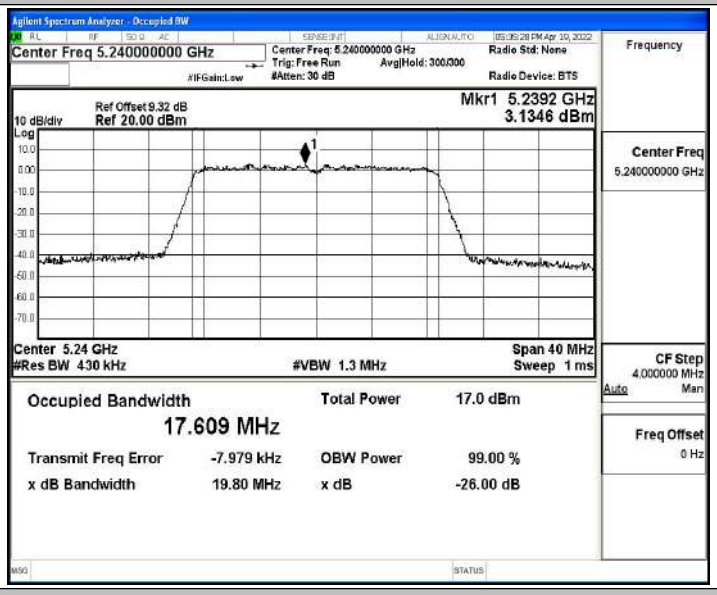


11N40SISO_Ant1_5190

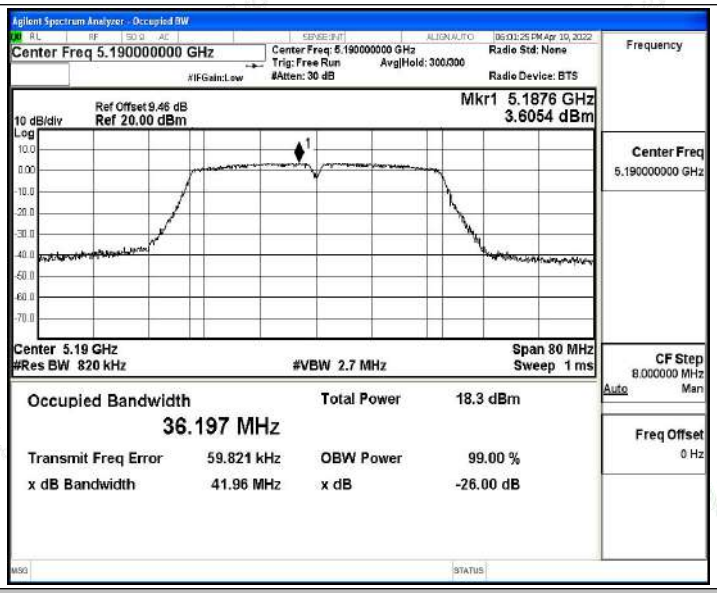


11N40SISO_Ant1_5230

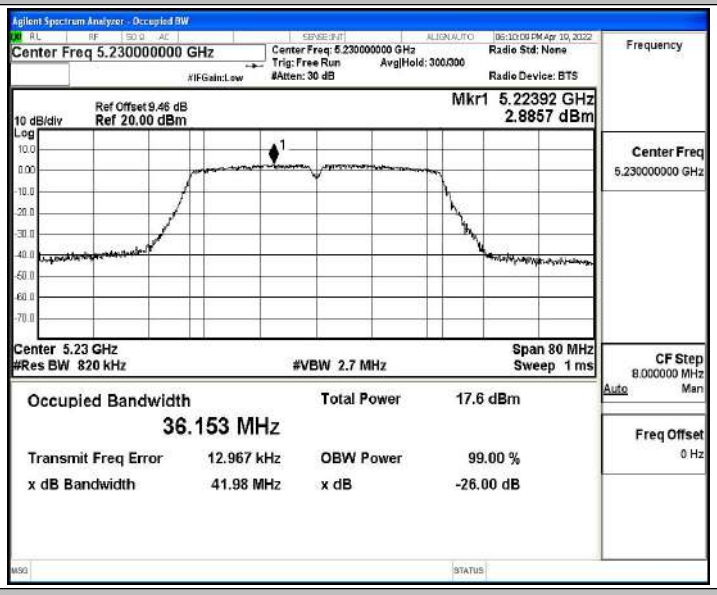


11AC20SISO_Ant1_5180

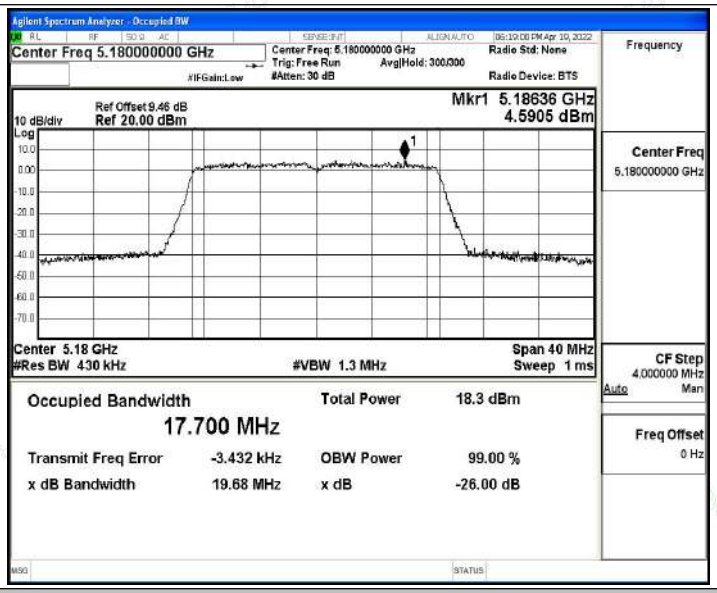


11AC20SISO_Ant1_5220

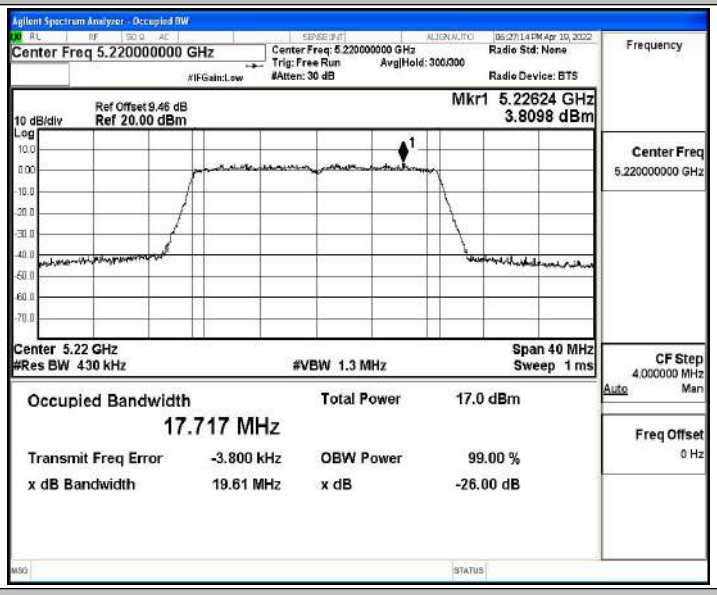


11AC20SISO_Ant1_5240

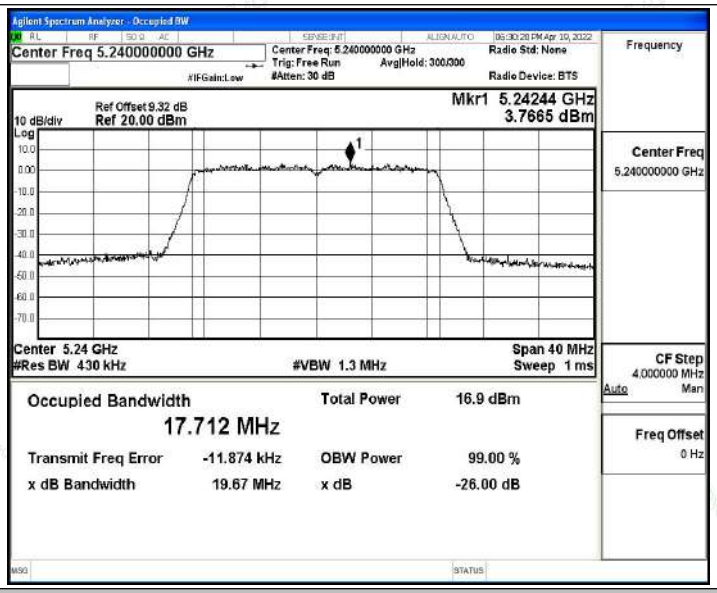


11AC40SISO_Ant1_5190

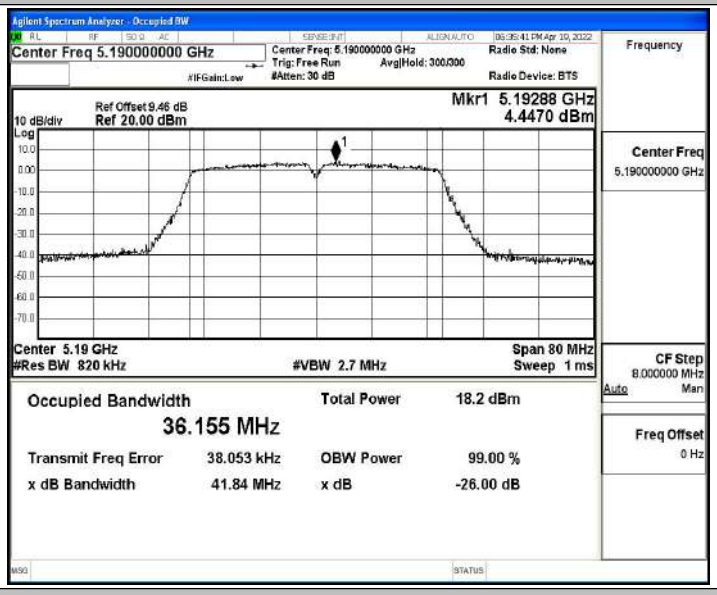


11AC40SISO_Ant1_5230

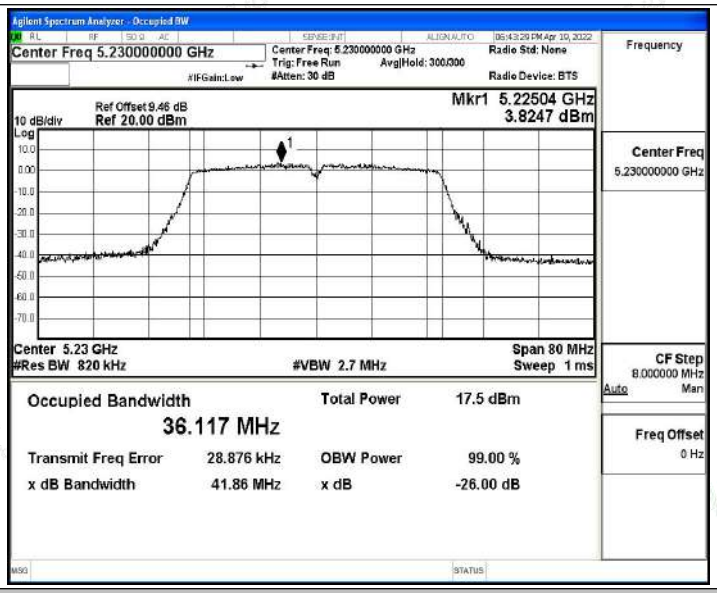


11AC80SISO_Ant1_5210

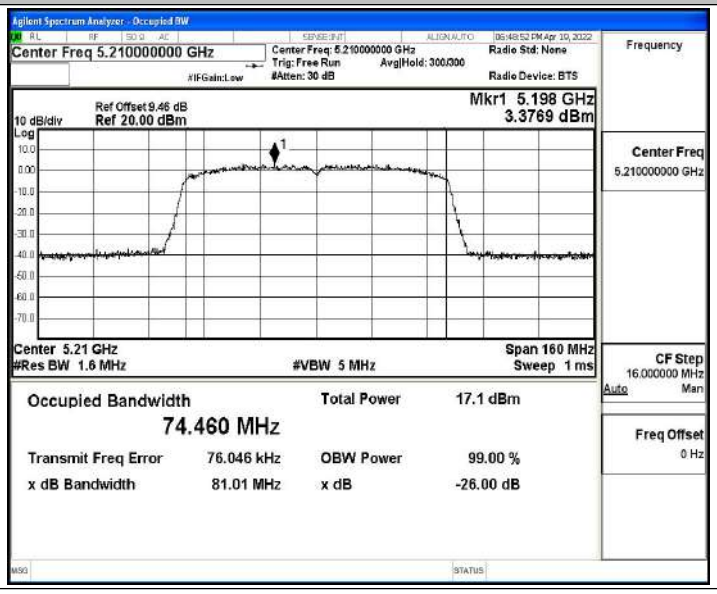

# D.3 Maximum conducted output power

## Test Result

| TestMode | Antenna | Channel | Result[dBm] | Limit[dBm] | Verdict |
|---|---|---|---|---|---|
| 11A | Ant1 | 5180 | 13.25 | ≤23.98 | PASS |
| | | 5220 | 12.21 | ≤23.98 | PASS |
| | | 5240 | 11.95 | ≤23.98 | PASS |
| 11N20SISO | Ant1 | 5180 | 11.71 | ≤23.98 | PASS |
| | | 5220 | 11.06 | ≤23.98 | PASS |
| | | 5240 | 10.79 | ≤23.98 | PASS |
| 11N40SISO | Ant1 | 5190 | 11.52 | ≤23.98 | PASS |
| | | 5230 | 10.78 | ≤23.98 | PASS |
| 11AC20SISO | Ant1 | 5180 | 11.98 | ≤23.98 | PASS |
| | | 5220 | 11.14 | ≤23.98 | PASS |
| | | 5240 | 10.91 | ≤23.98 | PASS |
| 11AC40SISO | Ant1 | 5190 | 11.45 | ≤23.98 | PASS |
| | | 5230 | 10.85 | ≤23.98 | PASS |
| 11AC80SISO | Ant1 | 5210 | 9.74 | ≤23.98 | PASS |

Note：The Duty Cycle Factor is compensated in the graph.

# D.4 Maximum power spectral density

## Test Result

| TestMode | Antenna | Channel | Result [dBm/MHz] | Limit[dBm/MHz] | Verdict |
|---|---|---|---|---|---|
| 11A | Ant1 | 5180 | 1.79 | ≤11.00 | PASS |
| | | 5220 | 0.8 | ≤11.00 | PASS |
| | | 5240 | 0.49 | ≤11.00 | PASS |
| 11N20SISO | Ant1 | 5180 | -0.02 | ≤11.00 | PASS |
| | | 5220 | -0.68 | ≤11.00 | PASS |
| | | 5240 | -1 | ≤11.00 | PASS |
| 11N40SISO | Ant1 | 5190 | -2.87 | ≤11.00 | PASS |
| | | 5230 | -3.66 | ≤11.00 | PASS |
| 11AC20SISO | Ant1 | 5180 | 0.24 | ≤11.00 | PASS |
| | | 5220 | -0.6 | ≤11.00 | PASS |
| | | 5240 | -0.78 | ≤11.00 | PASS |
| 11AC40SISO | Ant1 | 5190 | -2.93 | ≤11.00 | PASS |
| | | 5230 | -3.59 | ≤11.00 | PASS |
| 11AC80SISO | Ant1 | 5210 | -7.86 | ≤11.00 | PASS |

Note：1.The Result and Limit Unit is dBm/500 kHz in the band 5.725–5.85 GHz.
2.The Duty Cycle Factor and RBW Factor is compensated in the graph.

## Test Graphs

11A_Ant1_5180

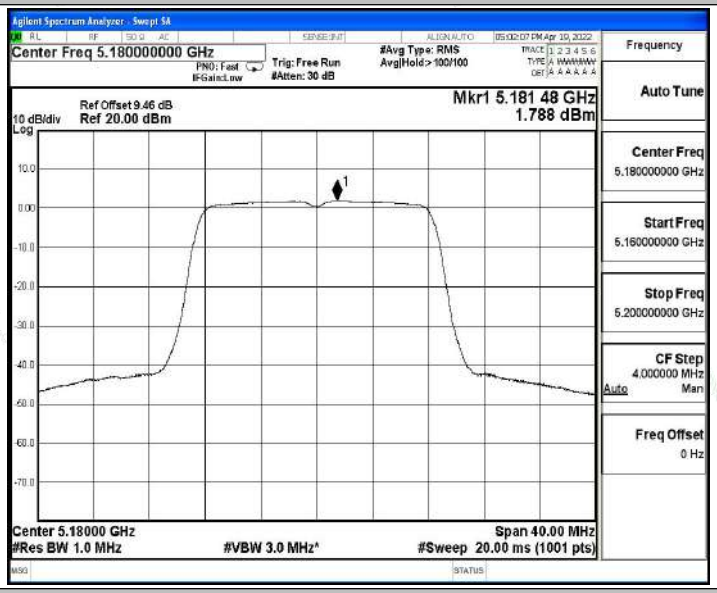


11A_Ant1_5220

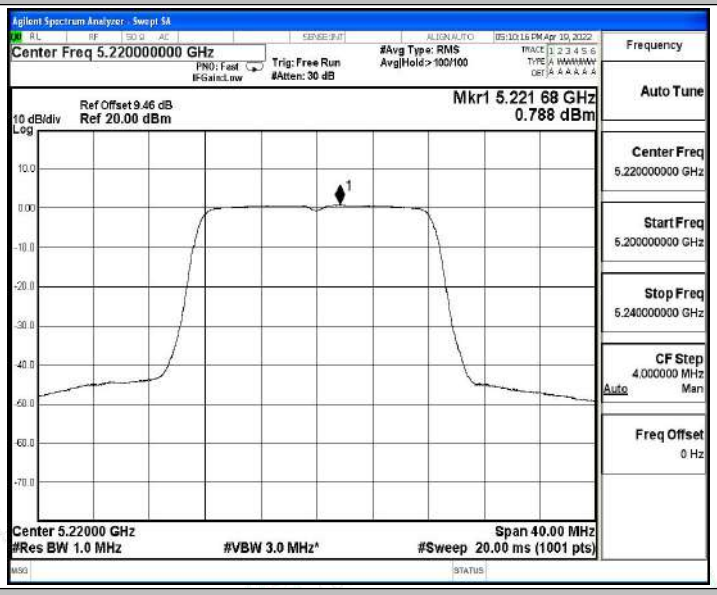


11A_Ant1_5240

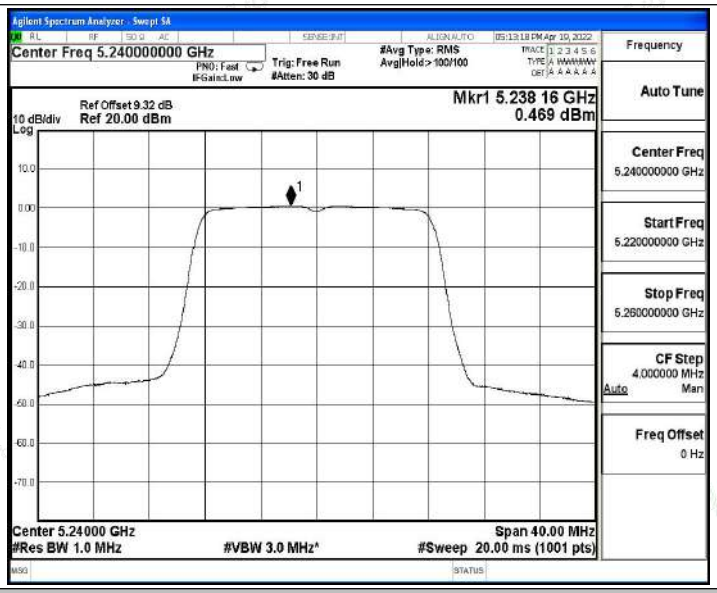


11N20SISO_Ant1_5180

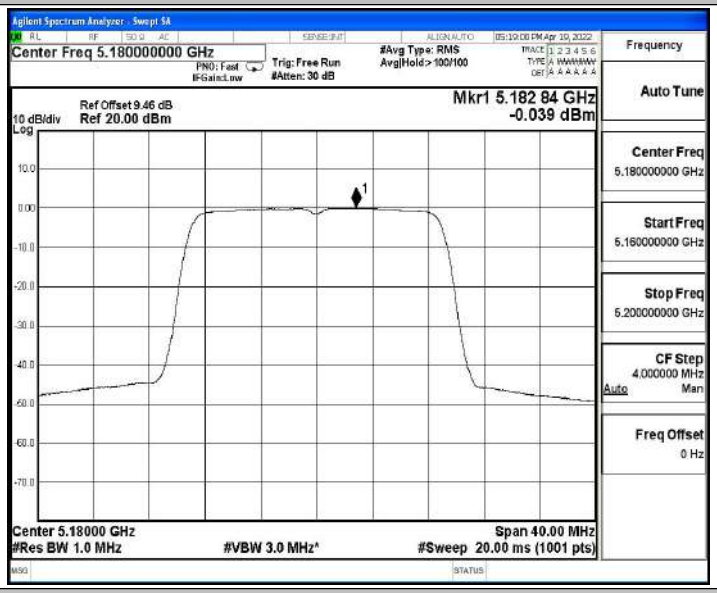


11N20SISO_Ant1_5220

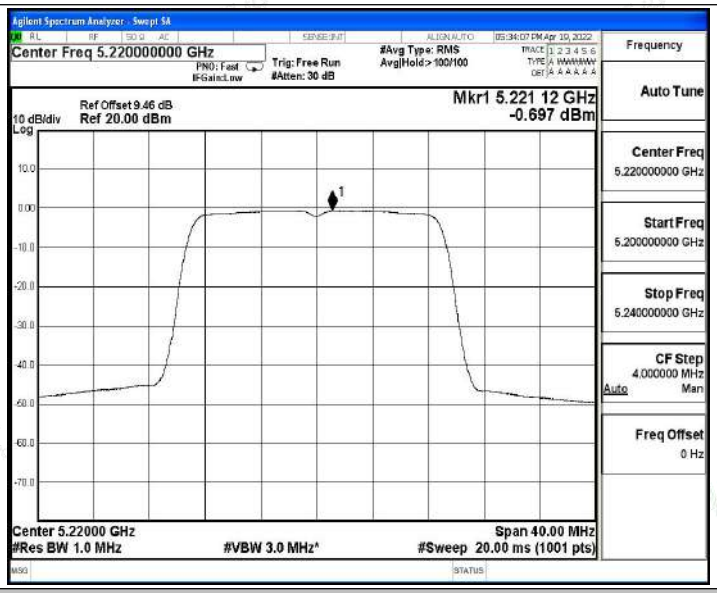


11N20SISO_Ant1_5240

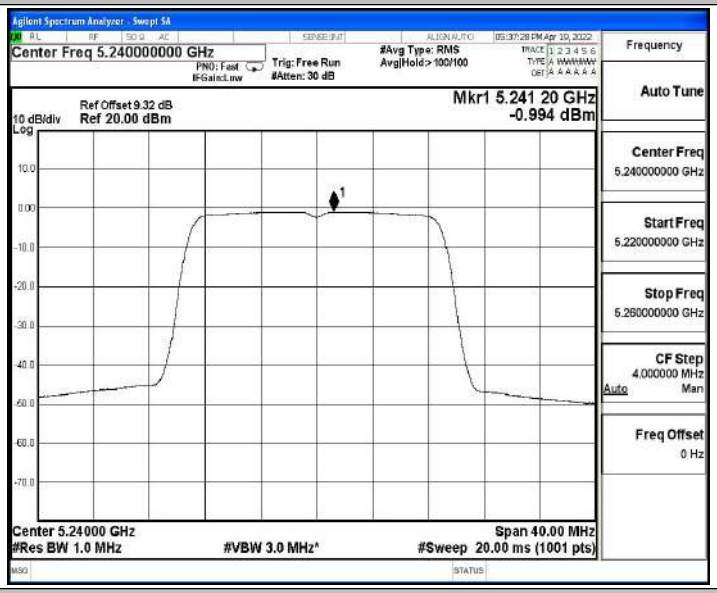


11N40SISO_Ant1_5190

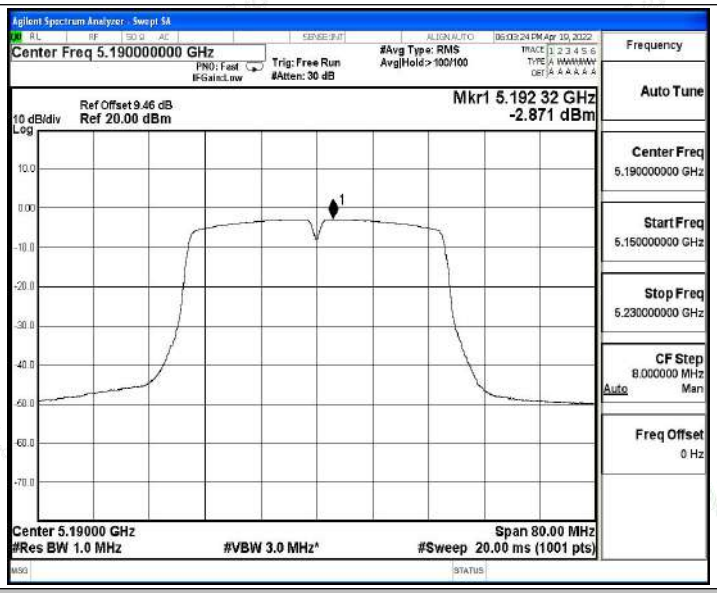


11N40SISO_Ant1_5230

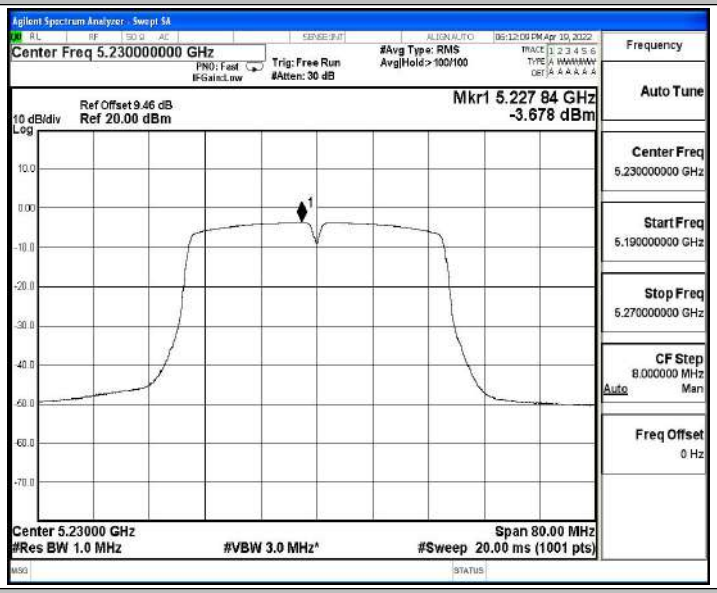


11AC20SISO_Ant1_5180

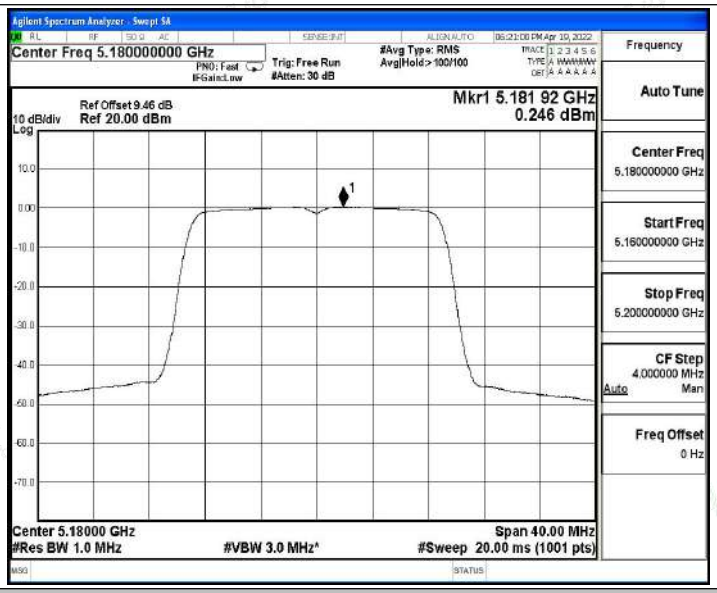


11AC20SISO_Ant1_5220

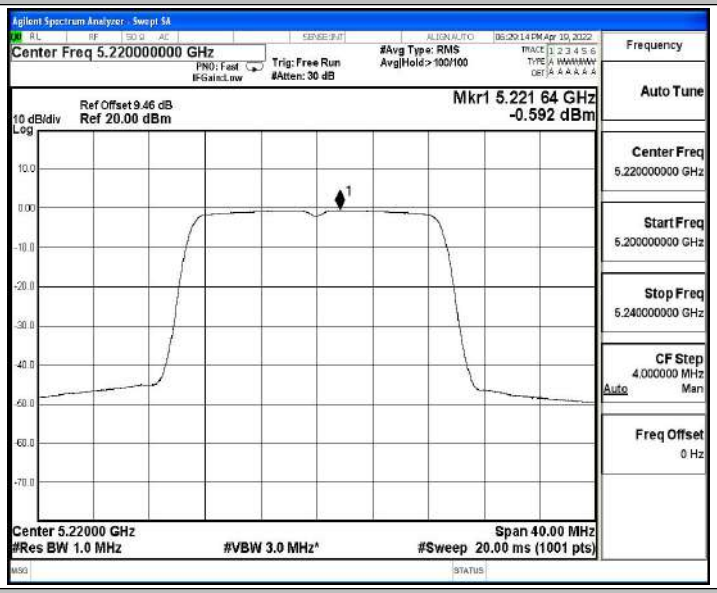


11AC20SISO_Ant1_5240

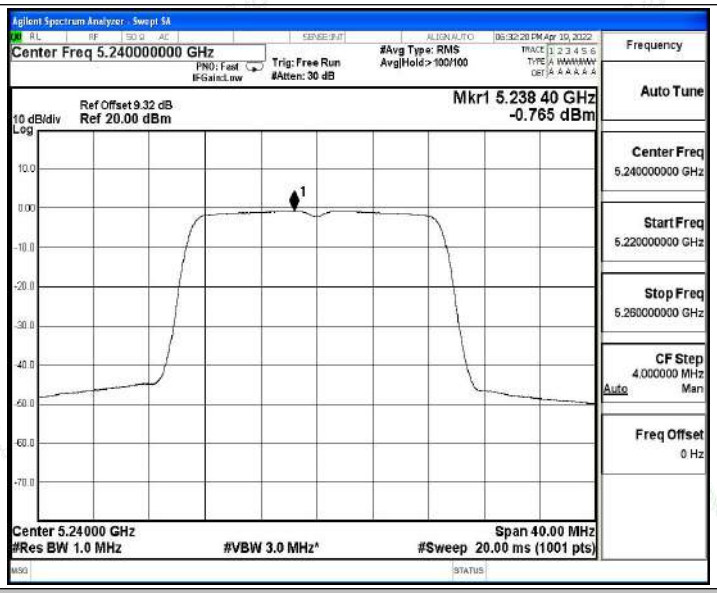


11AC40SISO_Ant1_5190

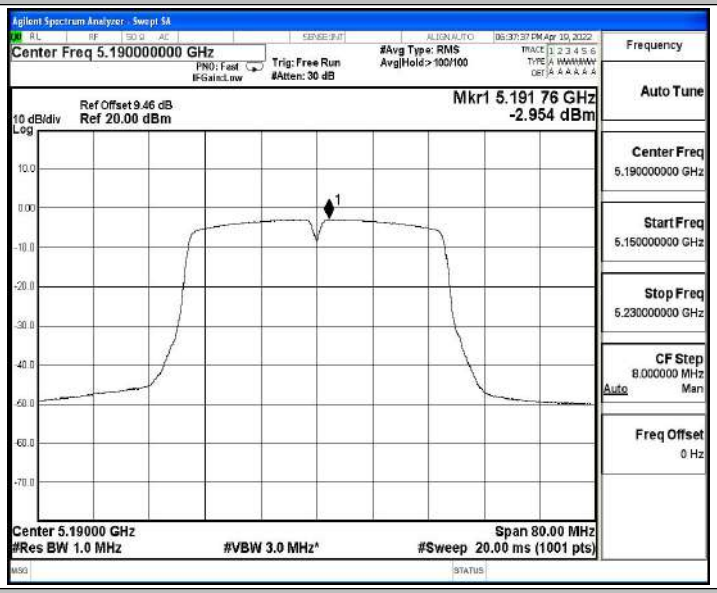


11AC40SISO_Ant1_5230

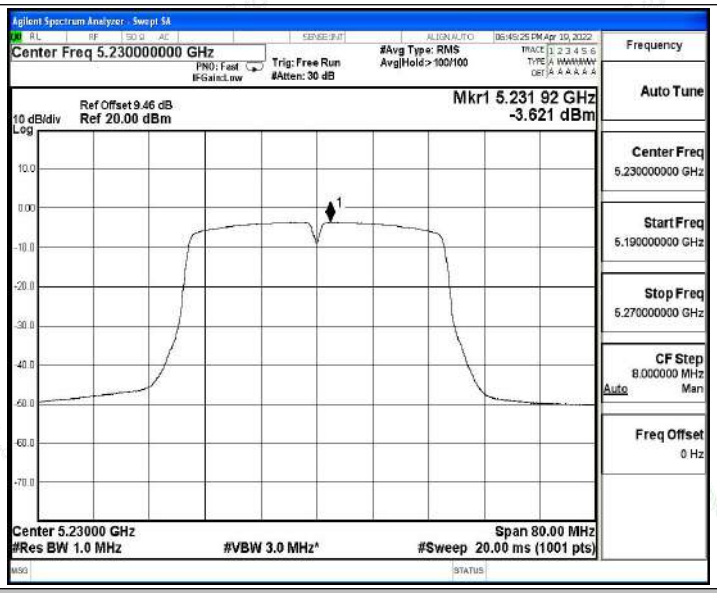


11AC80SISO_Ant1_5210

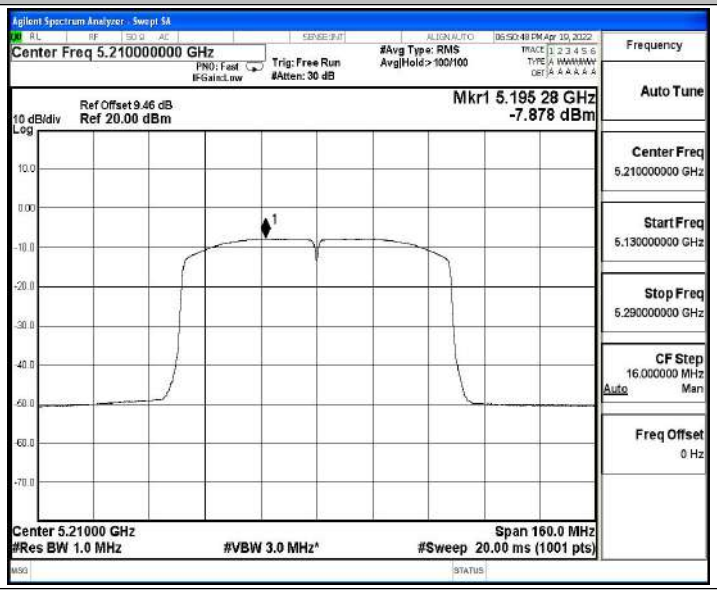

# D.5 Emissions in Restricted Bands

## Test Result

| TestMode | Antenna | ChName | Channel | Detector | Freq. [MHz] | Result [dBm] | Limit [dBm] | Result [dBuV/m] | Limit [dBuV/m] | Verdict |
|---|---|---|---|---|---|---|---|---|---|---|
| 11A | Ant1 | Low | 5180 | AV | 4500.000 | -49.29 | ≤-41.20 | 45.91 | ≤54 | PASS |
| | | | | AV | 5149.600 | -47.31 | ≤-41.20 | 47.89 | ≤54 | PASS |
| | | | | AV | 5150.000 | -47.24 | ≤-41.20 | 47.96 | ≤54 | PASS |
| | | | | Peak | 4500.000 | -40.49 | ≤-21.20 | 54.71 | ≤74 | PASS |
| | | | | Peak | 4970.400 | -36.15 | ≤-21.20 | 59.05 | ≤74 | PASS |
| | | | | Peak | 5150.000 | -36.64 | ≤-21.20 | 58.56 | ≤74 | PASS |
| | | High | 5240 | AV | 5350.000 | -48.13 | ≤-41.20 | 47.07 | ≤54 | PASS |
| | | | | AV | 5394.000 | -48.06 | ≤-41.20 | 47.14 | ≤54 | PASS |
| | | | | AV | 5460.000 | -48.18 | ≤-41.20 | 47.02 | ≤54 | PASS |
| | | | | Peak | 5350.000 | -39.15 | ≤-21.20 | 56.05 | ≤74 | PASS |
| | | | | Peak | 5370.960 | -37.23 | ≤-21.20 | 57.97 | ≤74 | PASS |
| | | | | Peak | 5460.000 | -38.68 | ≤-21.20 | 56.52 | ≤74 | PASS |
| 11N20SISO | Ant1 | Low | 5180 | AV | 4500.000 | -49.32 | ≤-41.20 | 45.88 | ≤54 | PASS |
| | | | | AV | 4841.600 | -47.41 | ≤-41.20 | 47.79 | ≤54 | PASS |
| | | | | AV | 5150.000 | -47.45 | ≤-41.20 | 47.75 | ≤54 | PASS |
| | | | | Peak | 4500.000 | -40.71 | ≤-21.20 | 54.49 | ≤74 | PASS |
| | | | | Peak | 4850.000 | -36.49 | ≤-21.20 | 58.71 | ≤74 | PASS |
| | | | | Peak | 5150.000 | -38.22 | ≤-21.20 | 56.98 | ≤74 | PASS |
| | | High | 5240 | AV | 5350.000 | -48.15 | ≤-41.20 | 47.05 | ≤54 | PASS |
| | | | | AV | 5383.680 | -48.09 | ≤-41.20 | 47.11 | ≤54 | PASS |
| | | | | AV | 5460.000 | -48.18 | ≤-41.20 | 47.02 | ≤54 | PASS |
| | | | | Peak | 5350.000 | -38.62 | ≤-21.20 | 56.58 | ≤74 | PASS |
| | | | | Peak | 5435.760 | -37.24 | ≤-21.20 | 57.96 | ≤74 | PASS |
| | | | | Peak | 5460.000 | -39.58 | ≤-21.20 | 55.62 | ≤74 | PASS |
| 11N40SISO | Ant1 | Low | 5190 | AV | 4500.000 | -49.31 | ≤-41.20 | 45.89 | ≤54 | PASS |
| | | | | AV | 5149.600 | -46.23 | ≤-41.20 | 48.97 | ≤54 | PASS |
| | | | | AV | 5150.000 | -46.07 | ≤-41.20 | 49.13 | ≤54 | PASS |
| | | | | Peak | 4500.000 | -39.53 | ≤-21.20 | 55.67 | ≤74 | PASS |
| | | | | Peak | 4831.800 | -36.39 | ≤-21.20 | 58.81 | ≤74 | PASS |
| | | | | Peak | 5150.000 | -36.46 | ≤-21.20 | 58.74 | ≤74 | PASS |
| | | High | 5230 | AV | 5350.000 | -47.92 | ≤-41.20 | 47.28 | ≤54 | PASS |
| | | | | AV | 5386.680 | -47.91 | ≤-41.20 | 47.29 | ≤54 | PASS |
| | | | | AV | 5460.000 | -48 | ≤-41.20 | 47.20 | ≤54 | PASS |
| | | | | Peak | 5350.000 | -39.15 | ≤-21.20 | 56.05 | ≤74 | PASS |
| | | | | Peak | 5434.260 | -36.61 | ≤-21.20 | 58.59 | ≤74 | PASS |

| | | | | | | | | | | |
|---|---|---|---|---|---|---|---|---|---|---|
| | | | | Peak | 5460.000 | -38.61 | ≤-21.20 | 56.59 | ≤74 | PASS |
| 11AC20S ISO | Ant1 | Low | 5180 | AV | 4500.000 | -49.3 | ≤-41.20 | 45.90 | ≤54 | PASS |
| | | | | AV | 5149.600 | -47.41 | ≤-41.20 | 47.79 | ≤54 | PASS |
| | | | | AV | 5150.000 | -47.34 | ≤-41.20 | 47.86 | ≤54 | PASS |
| | | | | Peak | 4500.000 | -41.29 | ≤-21.20 | 53.91 | ≤74 | PASS |
| | | | | Peak | 5013.100 | -35.76 | ≤-21.20 | 59.44 | ≤74 | PASS |
| | | | | Peak | 5150.000 | -37.66 | ≤-21.20 | 57.54 | ≤74 | PASS |
| | | High | 5240 | AV | 5350.000 | -48.14 | ≤-41.20 | 47.06 | ≤54 | PASS |
| | | | | AV | 5397.600 | -48.09 | ≤-41.20 | 47.11 | ≤54 | PASS |
| | | | | AV | 5460.000 | -48.17 | ≤-41.20 | 47.03 | ≤54 | PASS |
| | | | | Peak | 5350.000 | -38.66 | ≤-21.20 | 56.54 | ≤74 | PASS |
| | | | | Peak | 5398.320 | -36.82 | ≤-21.20 | 58.38 | ≤74 | PASS |
| | | | | Peak | 5460.000 | -39.14 | ≤-21.20 | 56.06 | ≤74 | PASS |
| 11AC40S ISO | Ant1 | Low | 5190 | AV | 4500.000 | -49.3 | ≤-41.20 | 45.90 | ≤54 | PASS |
| | | | | AV | 5149.600 | -46.34 | ≤-41.20 | 48.86 | ≤54 | PASS |
| | | | | AV | 5150.000 | -46.14 | ≤-41.20 | 49.06 | ≤54 | PASS |
| | | | | Peak | 4500.000 | -40.35 | ≤-21.20 | 54.85 | ≤74 | PASS |
| | | | | Peak | 5148.200 | -35.48 | ≤-21.20 | 59.72 | ≤74 | PASS |
| | | | | Peak | 5150.000 | -36.17 | ≤-21.20 | 59.03 | ≤74 | PASS |
| | | High | 5230 | AV | 5350.000 | -47.97 | ≤-41.20 | 47.23 | ≤54 | PASS |
| | | | | AV | 5379.660 | -47.91 | ≤-41.20 | 47.29 | ≤54 | PASS |
| | | | | AV | 5460.000 | -48 | ≤-41.20 | 47.20 | ≤54 | PASS |
| | | | | Peak | 5350.000 | -39.01 | ≤-21.20 | 56.19 | ≤74 | PASS |
| | | | | Peak | 5442.580 | -36.95 | ≤-21.20 | 58.25 | ≤74 | PASS |
| | | | | Peak | 5460.000 | -38.96 | ≤-21.20 | 56.24 | ≤74 | PASS |
| 11AC80S ISO | Ant1 | Low | 5210 | AV | 4500.000 | -49.31 | ≤-41.20 | 45.89 | ≤54 | PASS |
| | | | | AV | 5148.000 | -46.73 | ≤-41.20 | 48.47 | ≤54 | PASS |
| | | | | AV | 5150.000 | -46.67 | ≤-41.20 | 48.53 | ≤54 | PASS |
| | | | | Peak | 4500.000 | -39.36 | ≤-21.20 | 55.84 | ≤74 | PASS |
| | | | | Peak | 4864.500 | -36.27 | ≤-21.20 | 58.93 | ≤74 | PASS |
| | | | | Peak | 5150.000 | -36.58 | ≤-21.20 | 58.62 | ≤74 | PASS |
| | | High | 5210 | AV | 5350.000 | -47.96 | ≤-41.20 | 47.24 | ≤54 | PASS |
| | | | | AV | 5365.080 | -47.94 | ≤-41.20 | 47.26 | ≤54 | PASS |
| | | | | AV | 5460.000 | -48.03 | ≤-41.20 | 47.17 | ≤54 | PASS |
| | | | | Peak | 5350.000 | -39.5 | ≤-21.20 | 55.70 | ≤74 | PASS |
| | | | | Peak | 5393.920 | -37.17 | ≤-21.20 | 58.03 | ≤74 | PASS |
| | | | | Peak | 5460.000 | -38.53 | ≤-21.20 | 56.67 | ≤74 | PASS |

Note:

1. The Antenna Gain is compensated in the graph.

2. For transmitters operating in 5150-5350 GHz band and 5470-5725 GHz band: The limit in dBm for average detector is conversion from 54dBuV/m, according to 15.209(a). The limit in dBm for peak detector is 20dB above the limit of average detector in dBm.

## Test Graphs

11A_Ant1_Low_5180_AV

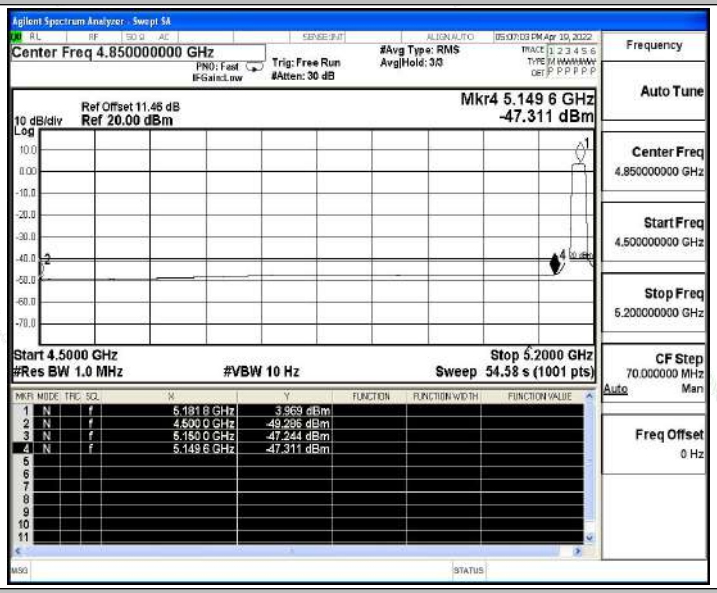


11A_Ant1_Low_5180_Peak

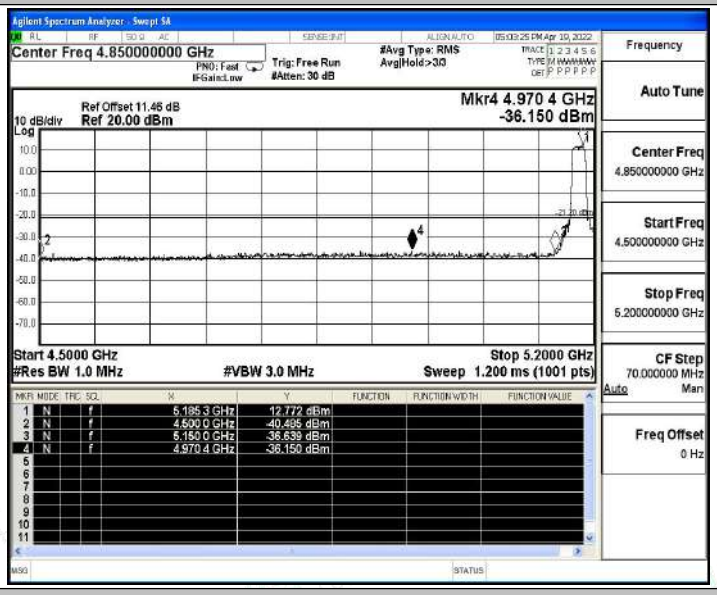


11A_Ant1_High_5240_AV

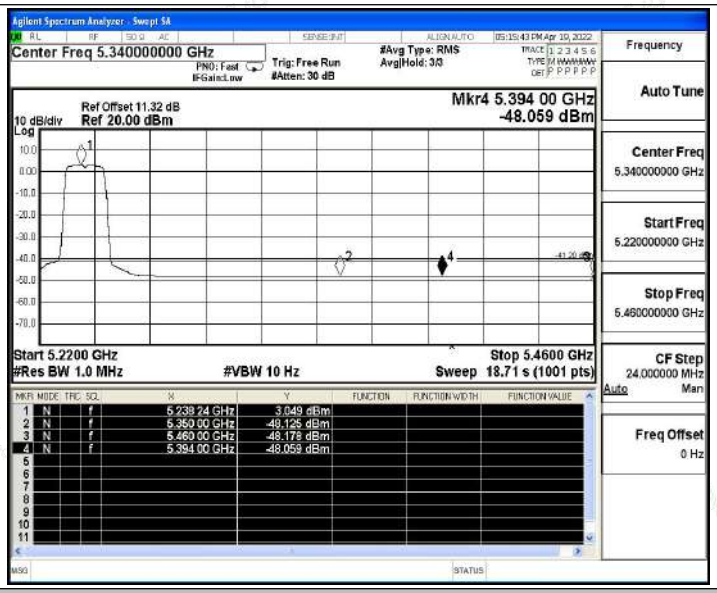


11A_Ant1_High_5240_Peak

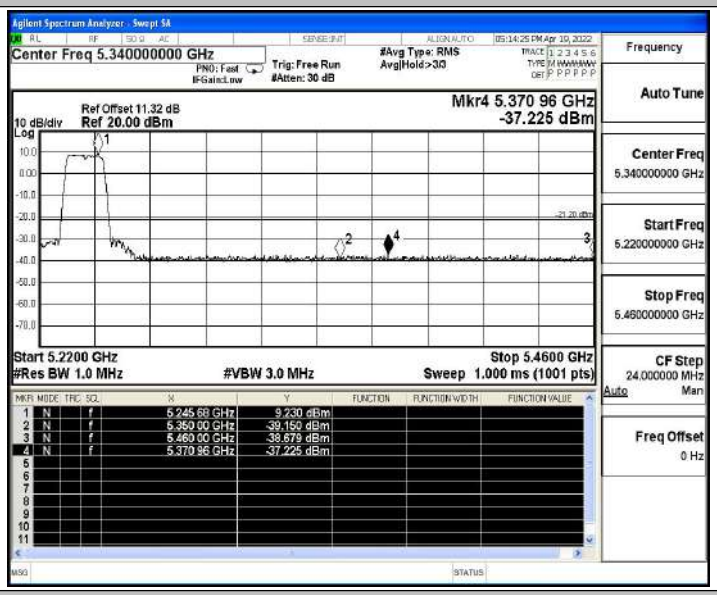


11N20SISO_Ant1_Low_5180_AV

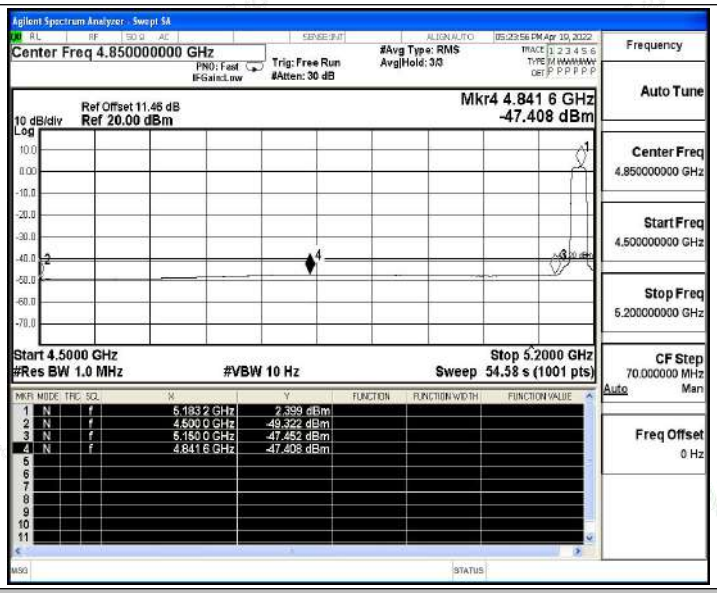


11N20SISO_Ant1_Low_5180_Peak

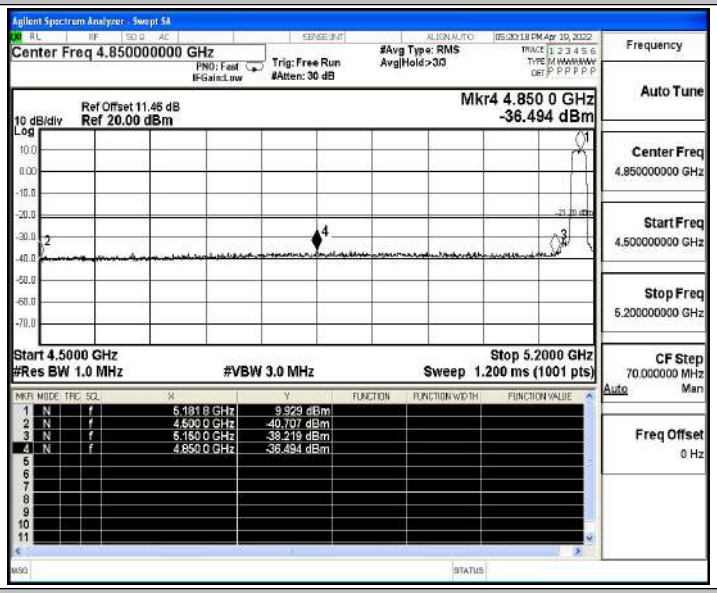


11N20SISO_Ant1_High_5240_AV

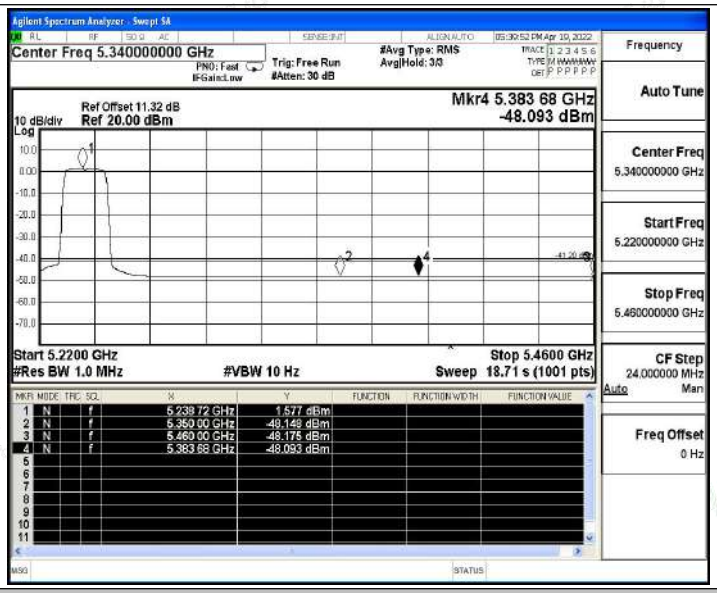


11N20SISO_Ant1_High_5240_Peak

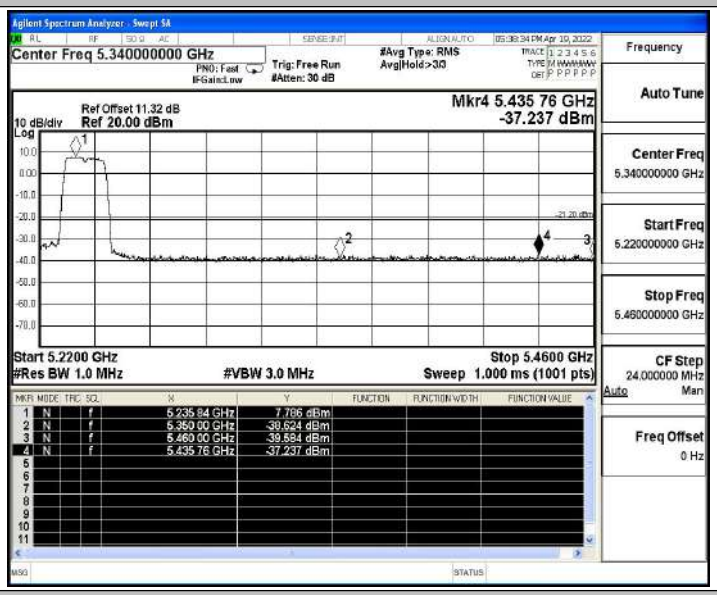


11N40SISO_Ant1_Low_5190_AV

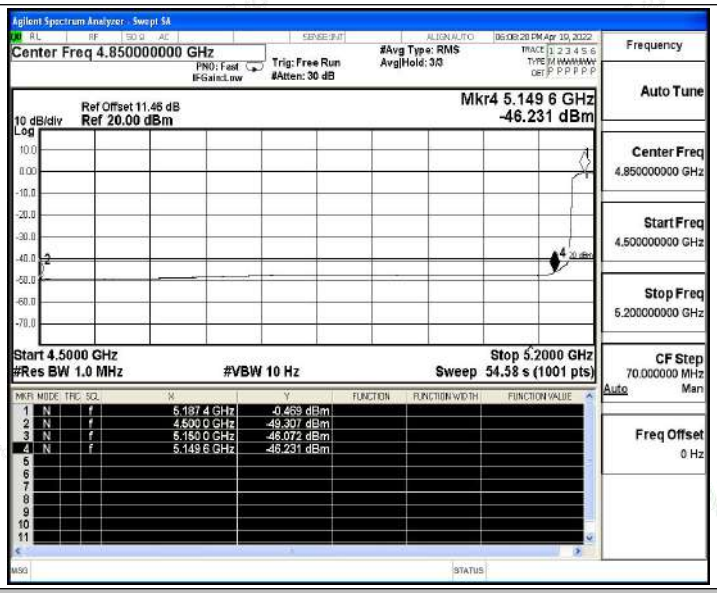


11N40SISO_Ant1_Low_5190_Peak

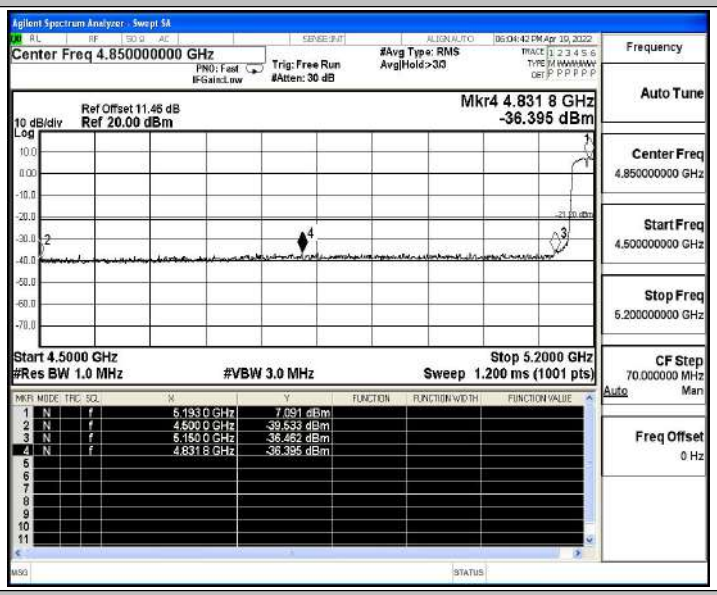


11N40SISO_Ant1_High_5230_AV

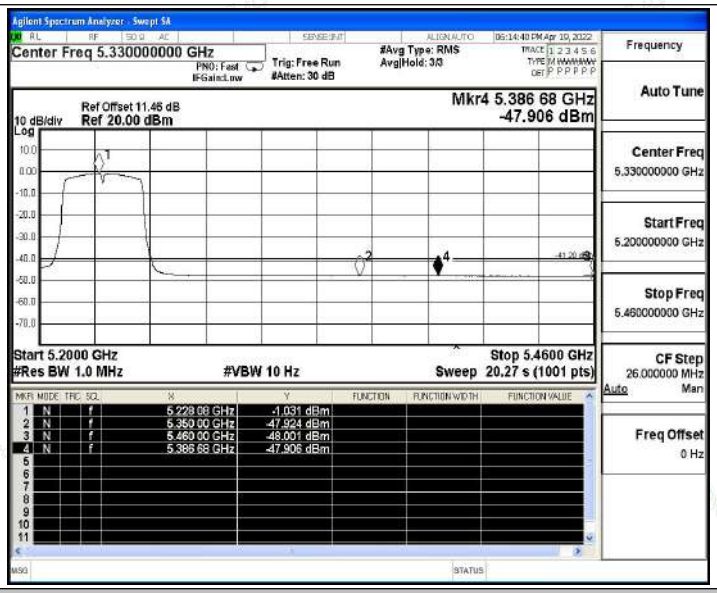


11N40SISO_Ant1_High_5230_Peak

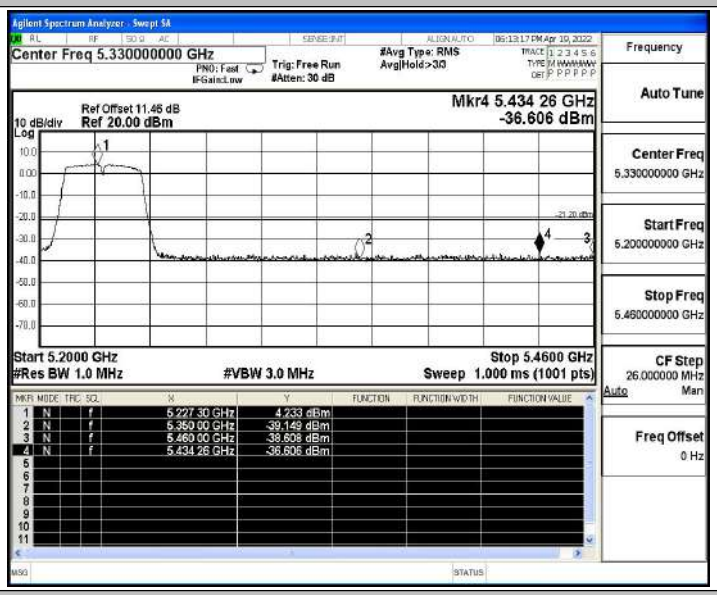


11AC20SISO_Ant1_Low_5180_AV

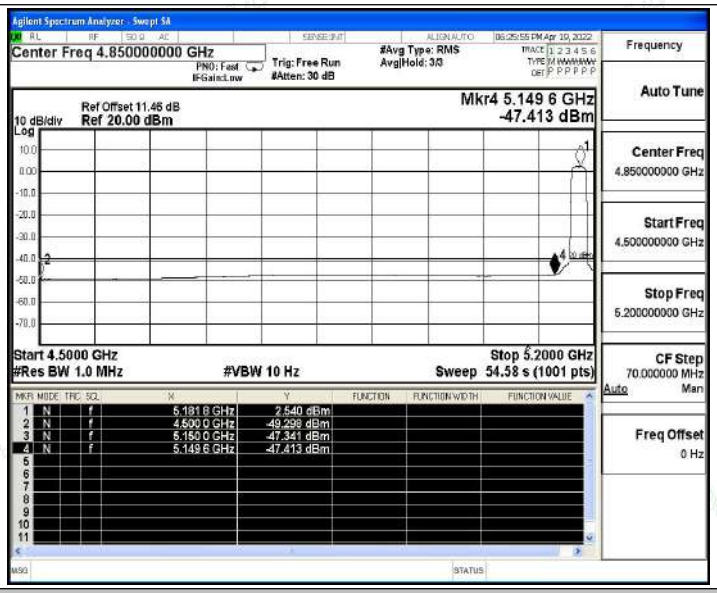


11AC20SISO_Ant1_Low_5180_Peak

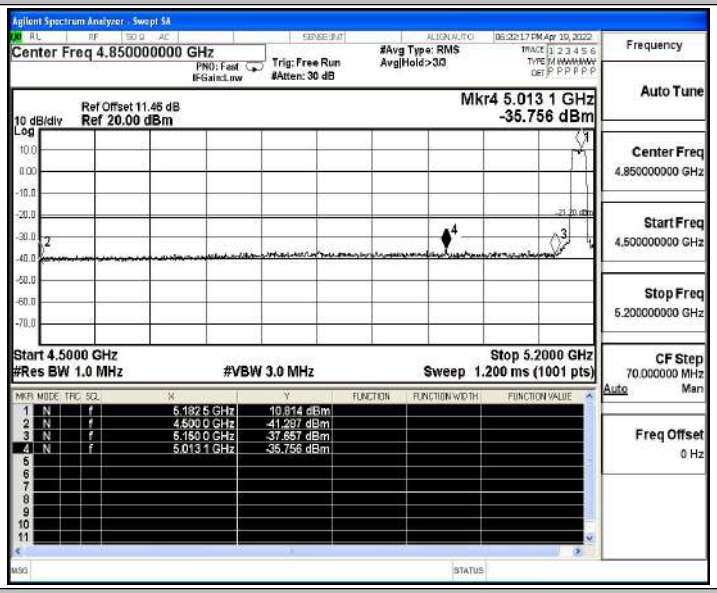


11AC20SISO_Ant1_High_5240_AV

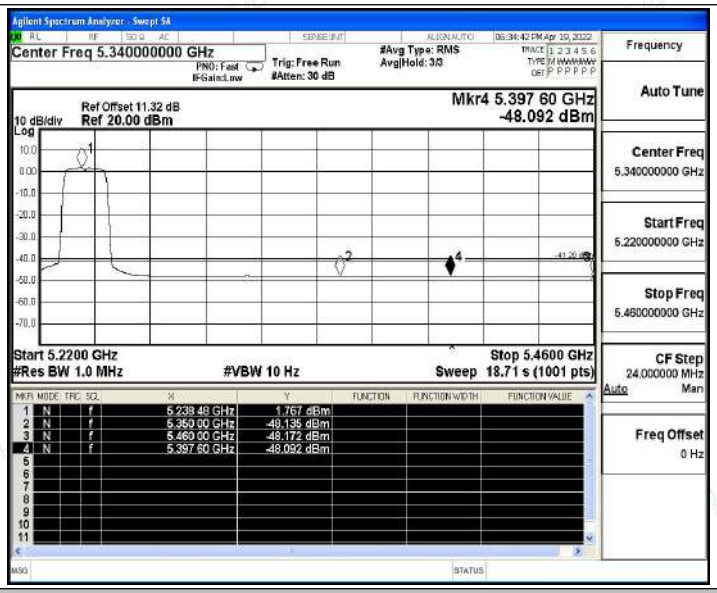


11AC20SISO_Ant1_High_5240_Peak

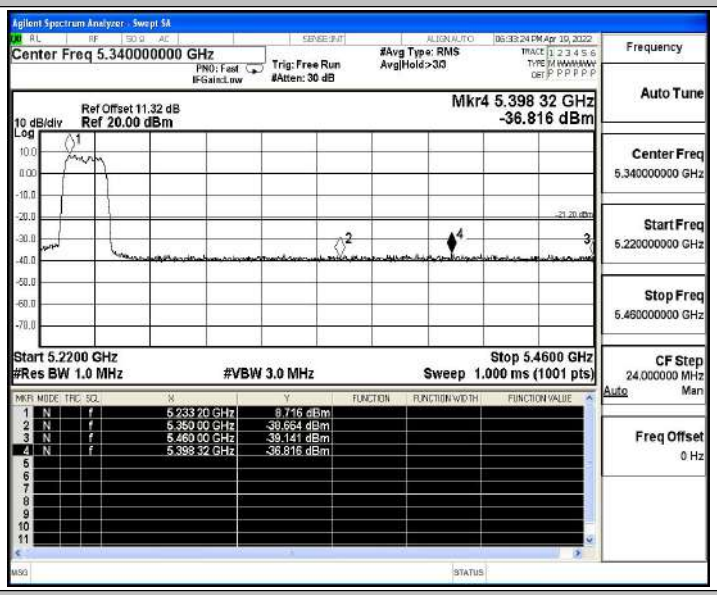


11AC40SISO_Ant1_Low_5190_AV

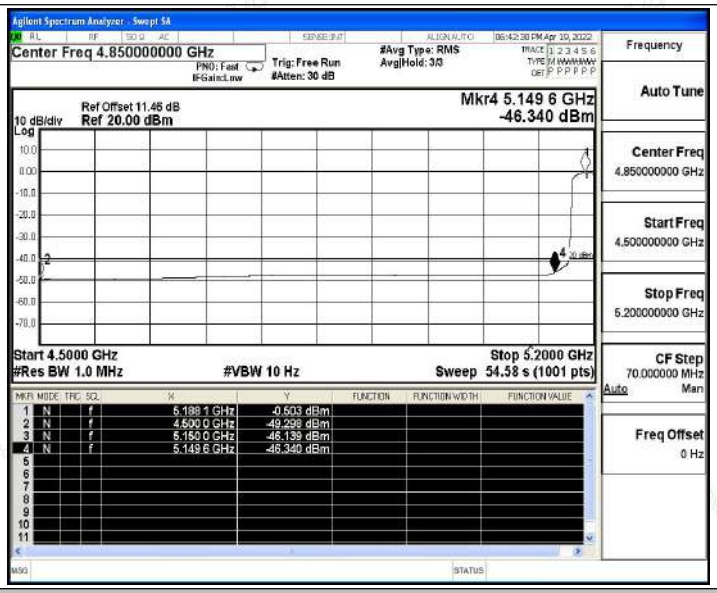


11AC40SISO_Ant1_Low_5190_Peak

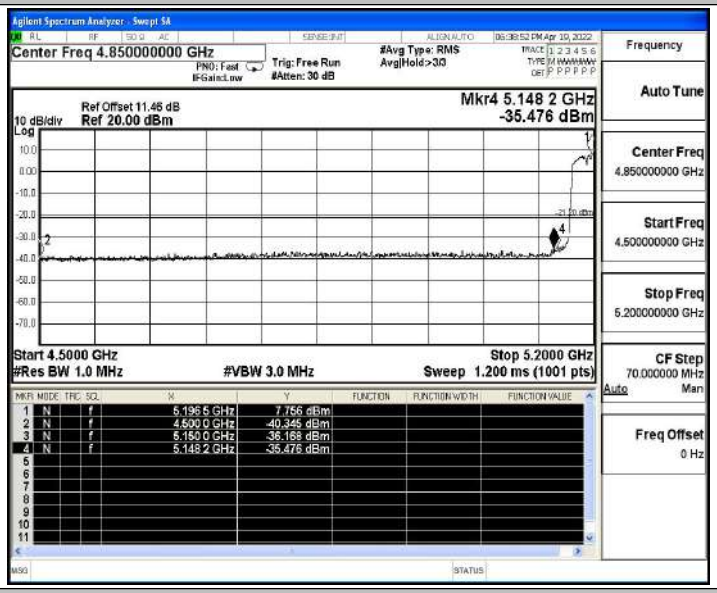


11AC40SISO_Ant1_High_5230_AV

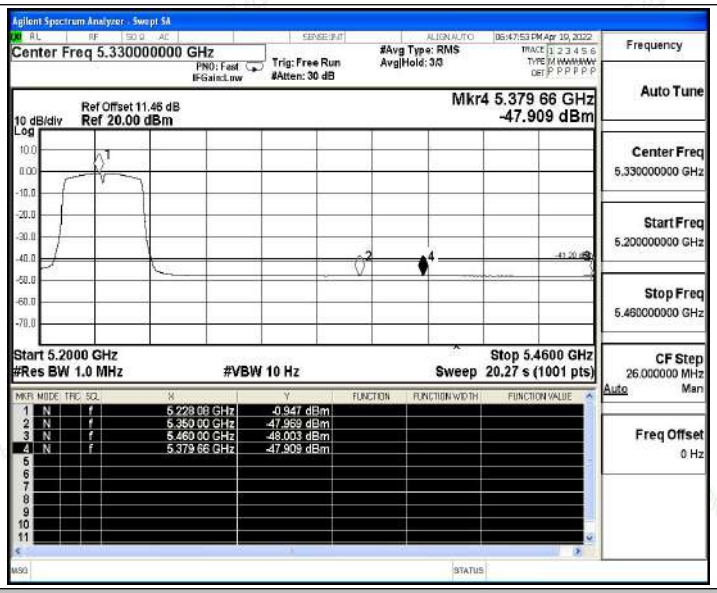


11AC40SISO_Ant1_High_5230_Peak

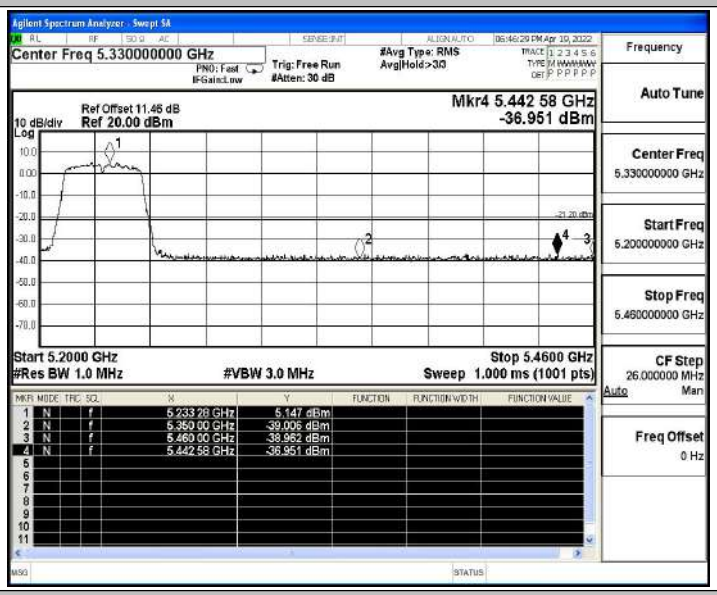


11AC80SISO_Ant1_Low_5210_AV

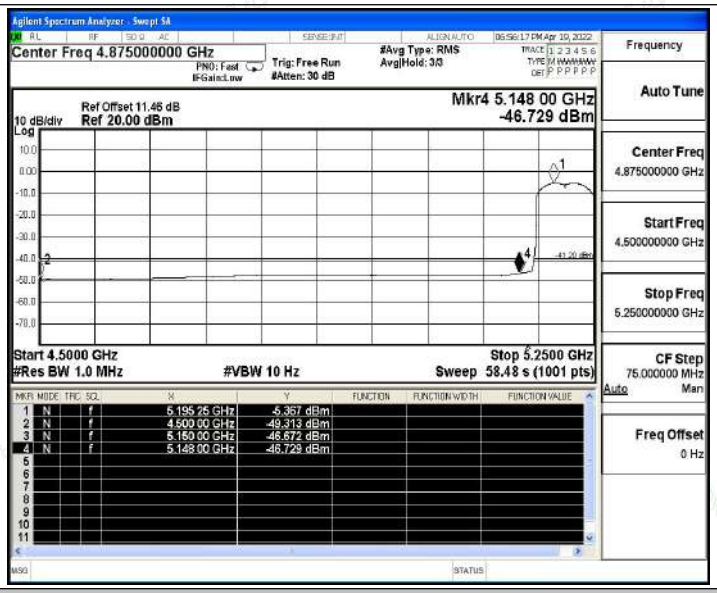


11AC80SISO_Ant1_Low_5210_Peak

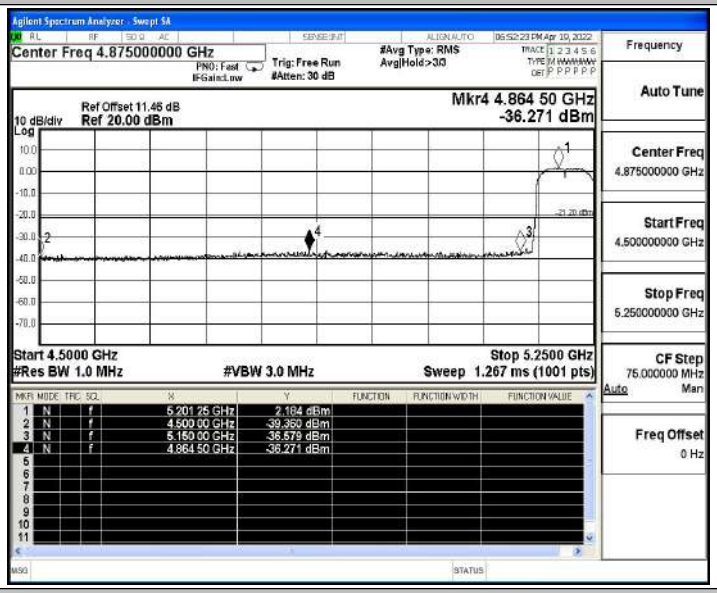


11AC80SISO_Ant1_High_5210_AV

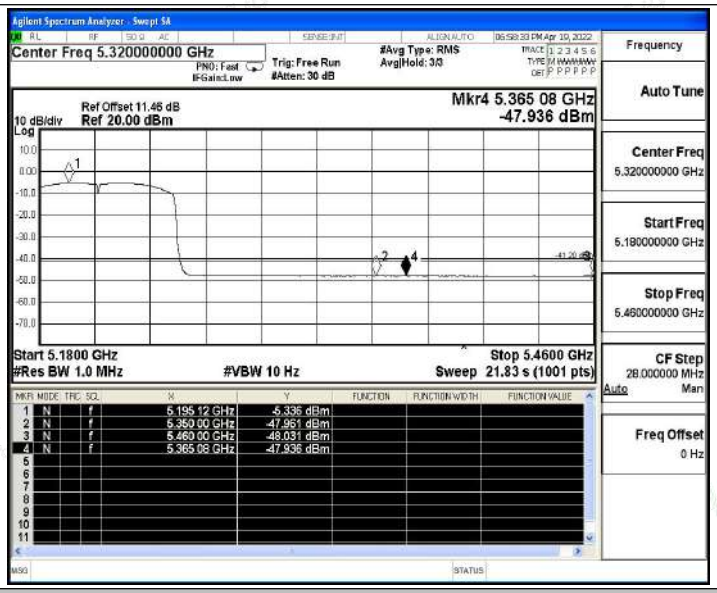


11AC80SISO_Ant1_High_5210_Peak

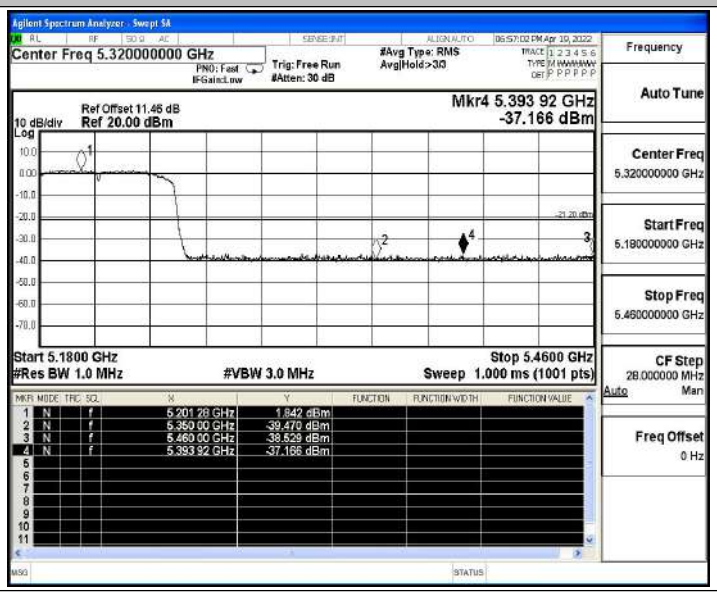

# D.6 Frequency Stability

## Test Result

| Voltage | | | | | | | | |
|---|---|---|---|---|---|---|---|---|
| TestMode | Antenna | Channel | Voltage [Vdc] | Temperature (℃) | Deviation (Hz) | Deviation (ppm) | Limit (ppm) | Verdict |
| 11AC20SISO | Ant1 | 5180 | NV | NT | -40000 | -7.722008 | 20 | PASS |
| | | | LV | NT | -40000 | -7.722008 | 20 | PASS |
| | | | HV | NT | -40000 | -7.722008 | 20 | PASS |
| | | 5220 | NV | NT | -40000 | -7.662835 | 20 | PASS |
| | | | LV | NT | -40000 | -7.662835 | 20 | PASS |
| | | | HV | NT | -40000 | -7.662835 | 20 | PASS |
| | | 5240 | NV | NT | -40000 | -7.633588 | 20 | PASS |
| | | | LV | NT | -40000 | -7.633588 | 20 | PASS |
| | | | HV | NT | -40000 | -7.633588 | 20 | PASS |
| 11AC40SISO | Ant1 | 5190 | NV | NT | -40000 | -7.707129 | 20 | PASS |
| | | | LV | NT | -40000 | -7.707129 | 20 | PASS |
| | | | HV | NT | 0 | 0 | 20 | PASS |
| | | 5230 | NV | NT | -40000 | -7.648184 | 20 | PASS |
| | | | LV | NT | 0 | 0 | 20 | PASS |
| | | | HV | NT | -40000 | -7.648184 | 20 | PASS |
| 11AC80SISO | Ant1 | 5210 | NV | NT | 0 | 0 | 20 | PASS |
| | | | LV | NT | -80000 | -15.355086 | 20 | PASS |
| | | | HV | NT | 0 | 0 | 20 | PASS |

| Temperature | | | | | | | | |
|---|---|---|---|---|---|---|---|---|
| TestMode | Antenna | Channel | Voltage [Vdc] | Temperature (℃) | Deviation (Hz) | Deviation (ppm) | Limit (ppm) | Verdict |
| 11AC20SISO | Ant1 | 5180 | NV | -30 | 0 | 0 | 20 | PASS |
| | | | NV | -20 | -40000 | -7.722008 | 20 | PASS |
| | | | NV | -10 | -20000 | -3.861004 | 20 | PASS |
| | | | NV | 0 | -40000 | -7.722008 | 20 | PASS |
| | | | NV | 10 | -40000 | -7.722008 | 20 | PASS |
| | | | NV | 20 | -40000 | -7.722008 | 20 | PASS |
| | | | NV | 30 | -20000 | -3.861004 | 20 | PASS |
| | | | NV | 40 | -40000 | -7.722008 | 20 | PASS |
| | | | NV | 50 | -40000 | -7.722008 | 20 | PASS |
| | | 5220 | NV | -30 | -40000 | -7.662835 | 20 | PASS |
| | | | NV | -20 | -40000 | -7.662835 | 20 | PASS |

| | | | | | | | | |
|---|---|---|---|---|---|---|---|---|
| | | | NV | -10 | -40000 | -7.662835 | 20 | PASS |
| | | | NV | 0 | -40000 | -7.662835 | 20 | PASS |
| | | | NV | 10 | -40000 | -7.662835 | 20 | PASS |
| | | | NV | 20 | -40000 | -7.662835 | 20 | PASS |
| | | | NV | 30 | -40000 | -7.662835 | 20 | PASS |
| | | | NV | 40 | -40000 | -7.662835 | 20 | PASS |
| | | | NV | 50 | -40000 | -7.662835 | 20 | PASS |
| | | 5240 | NV | -30 | -40000 | -7.633588 | 20 | PASS |
| | | | NV | -20 | -40000 | -7.633588 | 20 | PASS |
| | | | NV | -10 | -40000 | -7.633588 | 20 | PASS |
| | | | NV | 0 | -40000 | -7.633588 | 20 | PASS |
| | | | NV | 10 | -40000 | -7.633588 | 20 | PASS |
| | | | NV | 20 | -40000 | -7.633588 | 20 | PASS |
| | | | NV | 30 | -40000 | -7.633588 | 20 | PASS |
| | | | NV | 40 | -40000 | -7.633588 | 20 | PASS |
| | | | NV | 50 | -40000 | -7.633588 | 20 | PASS |
| 11AC40SISO | Ant1 | 5190 | NV | -30 | -40000 | -7.707129 | 20 | PASS |
| | | | NV | -20 | 0 | 0 | 20 | PASS |
| | | | NV | -10 | 0 | 0 | 20 | PASS |
| | | | NV | 0 | 0 | 0 | 20 | PASS |
| | | | NV | 10 | 0 | 0 | 20 | PASS |
| | | | NV | 20 | 0 | 0 | 20 | PASS |
| | | | NV | 30 | 0 | 0 | 20 | PASS |
| | | | NV | 40 | 0 | 0 | 20 | PASS |
| | | | NV | 50 | -40000 | -7.707129 | 20 | PASS |
| | | 5230 | NV | -30 | 0 | 0 | 20 | PASS |
| | | | NV | -20 | 0 | 0 | 20 | PASS |
| | | | NV | -10 | 0 | 0 | 20 | PASS |
| | | | NV | 0 | 0 | 0 | 20 | PASS |
| | | | NV | 10 | 0 | 0 | 20 | PASS |
| | | | NV | 20 | 0 | 0 | 20 | PASS |
| | | | NV | 30 | 0 | 0 | 20 | PASS |
| | | | NV | 40 | 0 | 0 | 20 | PASS |
| | | | NV | 50 | 0 | 0 | 20 | PASS |
| 11AC80SISO | Ant1 | 5210 | NV | -30 | 0 | 0 | 20 | PASS |
| | | | NV | -20 | 80000 | 15.355086 | 20 | PASS |
| | | | NV | -10 | 0 | 0 | 20 | PASS |
| | | | NV | 0 | 0 | 0 | 20 | PASS |
| | | | NV | 10 | 0 | 0 | 20 | PASS |
| | | | NV | 20 | 0 | 0 | 20 | PASS |

| | | | | | | | | |
|---|---|---|---|---|---|---|---|---|
| | | | NV | 30 | 0 | 0 | 20 | PASS |
| | | | NV | 40 | 0 | 0 | 20 | PASS |
| | | | NV | 50 | 0 | 0 | 20 | PASS |

# D.7 Duty Cycle

## Test Result

| TestMode | Antenna | Channel | Transmission Duration [ms] | Transmission Period [ms] | Duty Cycle [%] | Limit | Verdict |
|---|---|---|---|---|---|---|---|
| 11A | Ant1 | 5180 | 27.00 | 27.00 | 100.00 | --- | --- |
| | | 5220 | 27.00 | 27.00 | 100.00 | --- | --- |
| | | 5240 | 27.00 | 27.00 | 100.00 | --- | --- |
| 11N20SISO | Ant1 | 5180 | 27.00 | 27.00 | 100.00 | --- | --- |
| | | 5220 | 27.00 | 27.00 | 100.00 | --- | --- |
| | | 5240 | 27.00 | 27.00 | 100.00 | --- | --- |
| 11N40SISO | Ant1 | 5190 | 27.00 | 27.00 | 100.00 | --- | --- |
| | | 5230 | 27.00 | 27.00 | 100.00 | --- | --- |
| 11AC20SISO | Ant1 | 5180 | 27.00 | 27.00 | 100.00 | --- | --- |
| | | 5220 | 27.00 | 27.00 | 100.00 | --- | --- |
| | | 5240 | 27.00 | 27.00 | 100.00 | --- | --- |
| 11AC40SISO | Ant1 | 5190 | 27.00 | 27.00 | 100.00 | --- | --- |
| | | 5230 | 27.00 | 27.00 | 100.00 | --- | --- |
| 11AC80SISO | Ant1 | 5210 | 27.00 | 27.00 | 100.00 | --- | --- |

## Test Graphs

11A_Ant1_5180

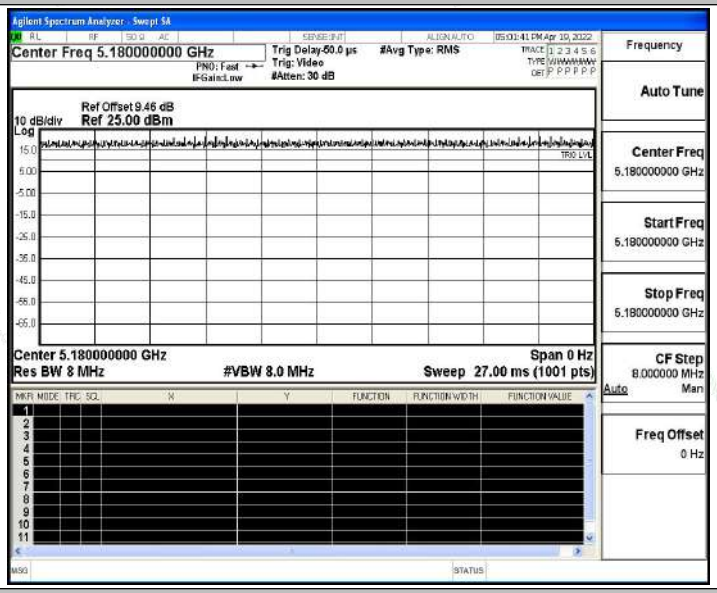


11A_Ant1_5220

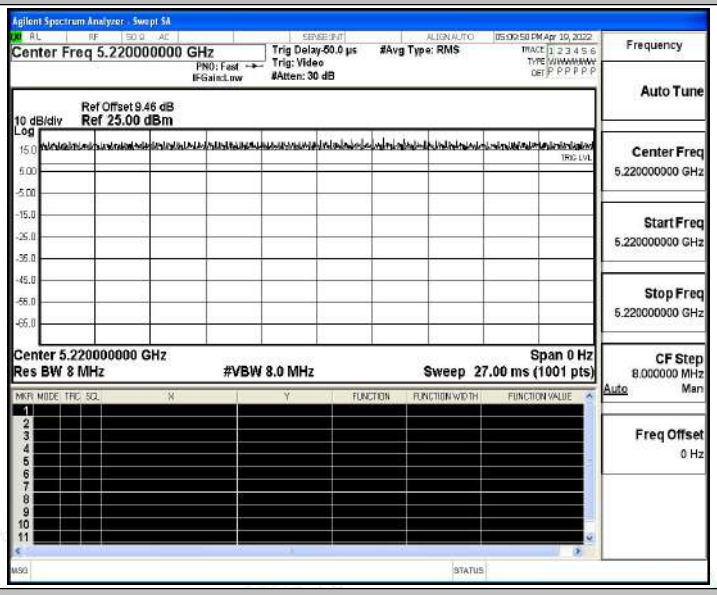


11A_Ant1_5240

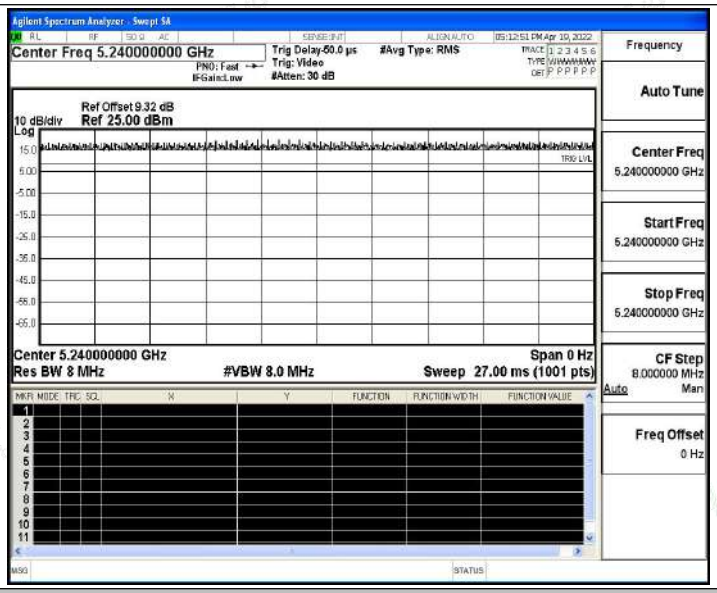


11N20SISO_Ant1_5180

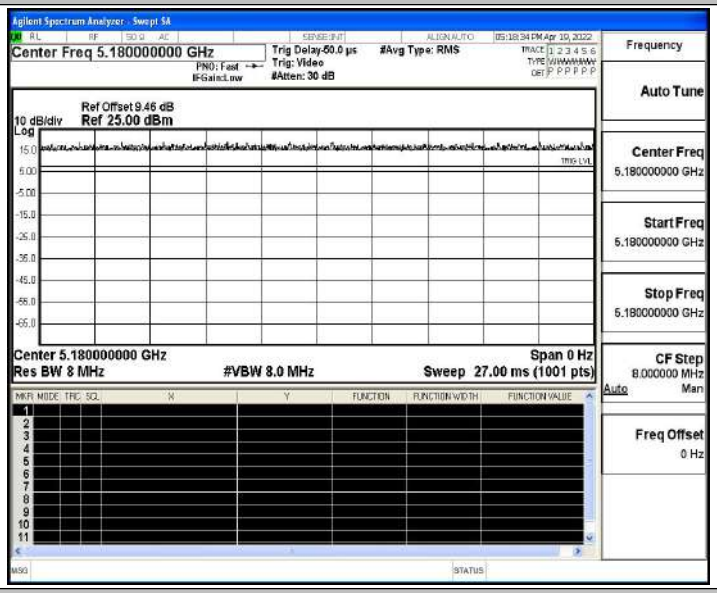


11N20SISO_Ant1_5220

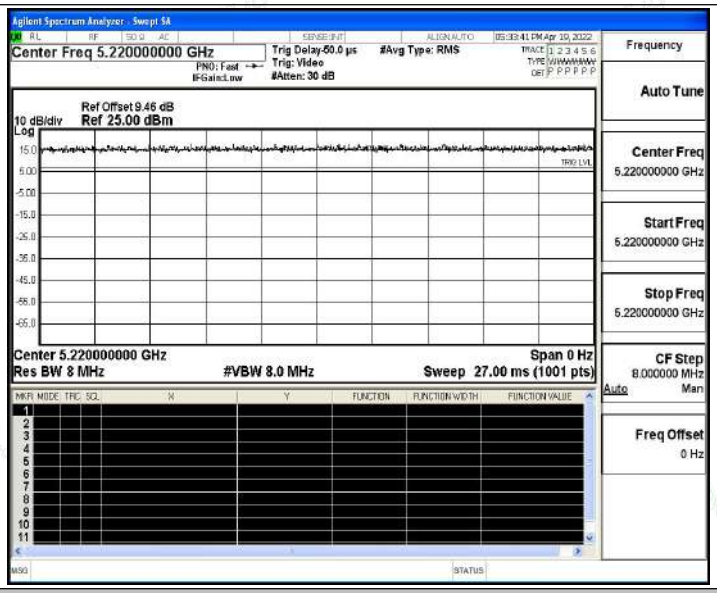


11N20SISO_Ant1_5240

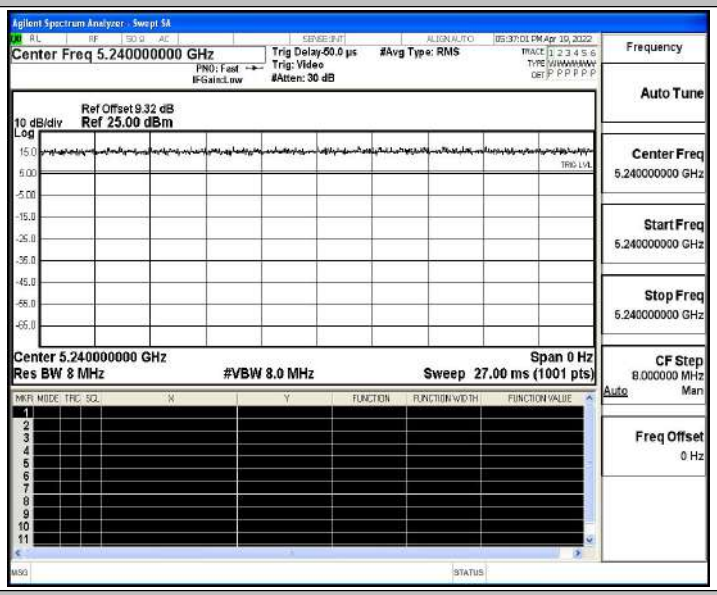


11N40SISO_Ant1_5190

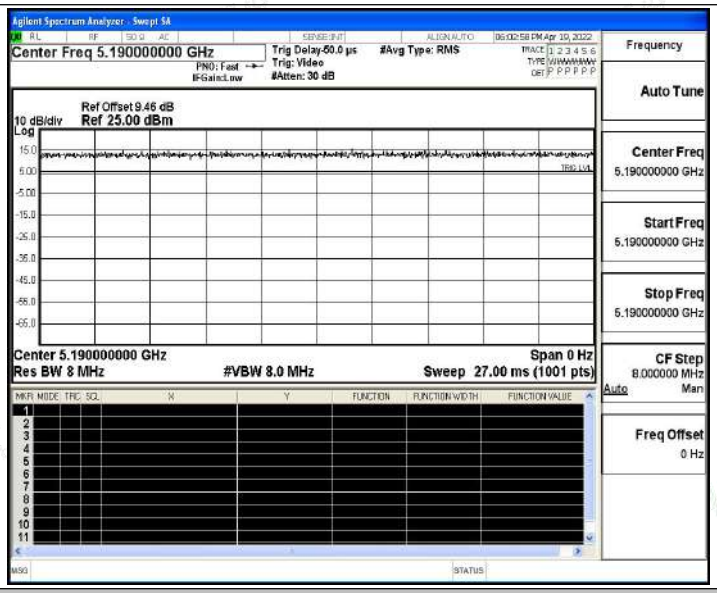


11N40SISO_Ant1_5230

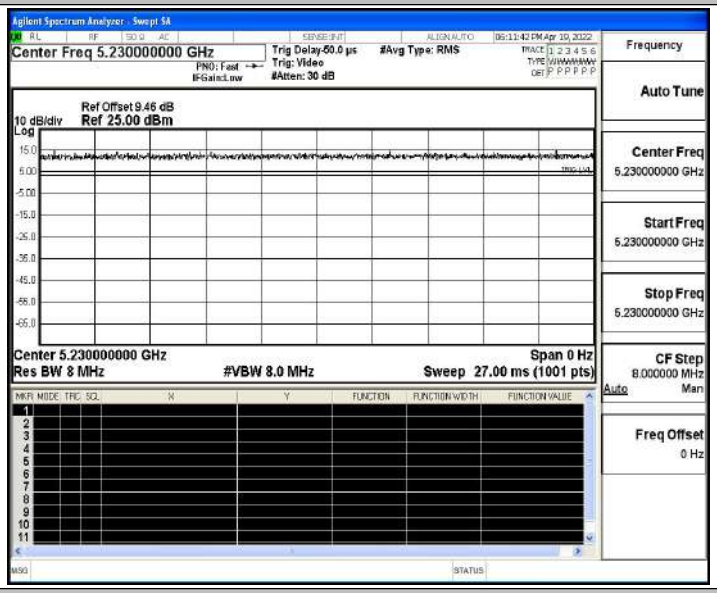


11AC20SISO_Ant1_5180

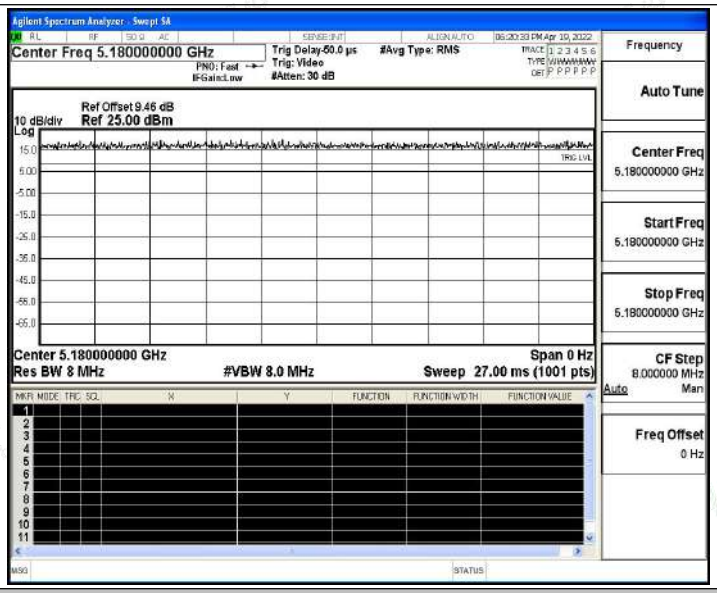


11AC20SISO_Ant1_5220

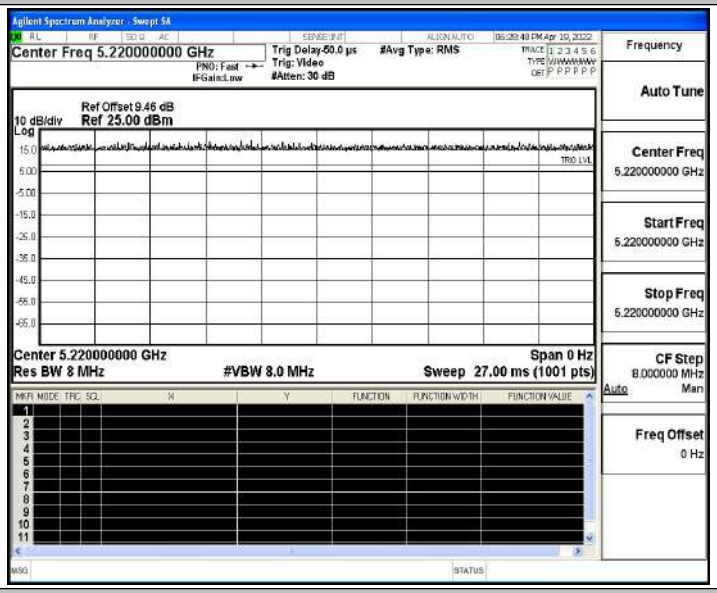


11AC20SISO_Ant1_5240

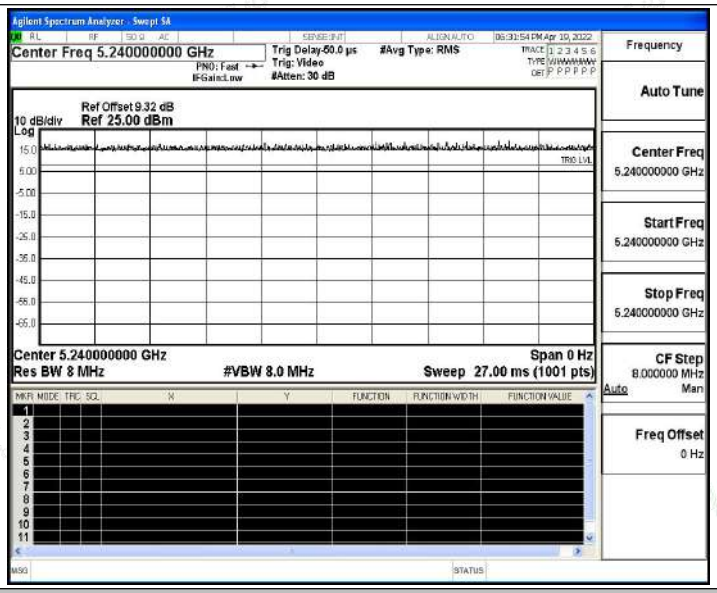


11AC40SISO_Ant1_5190

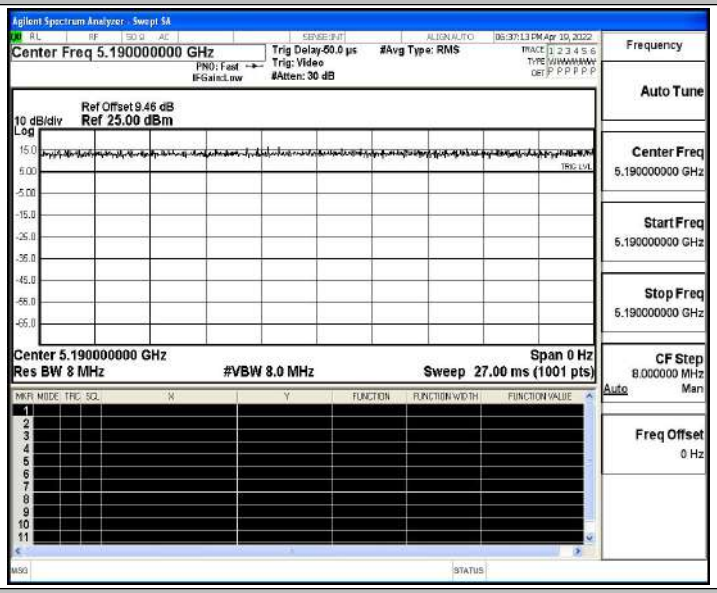


11AC40SISO_Ant1_5230

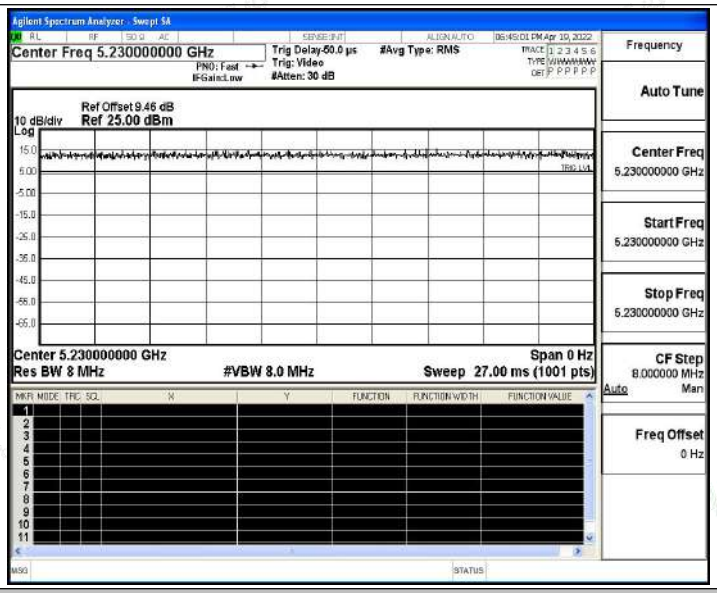

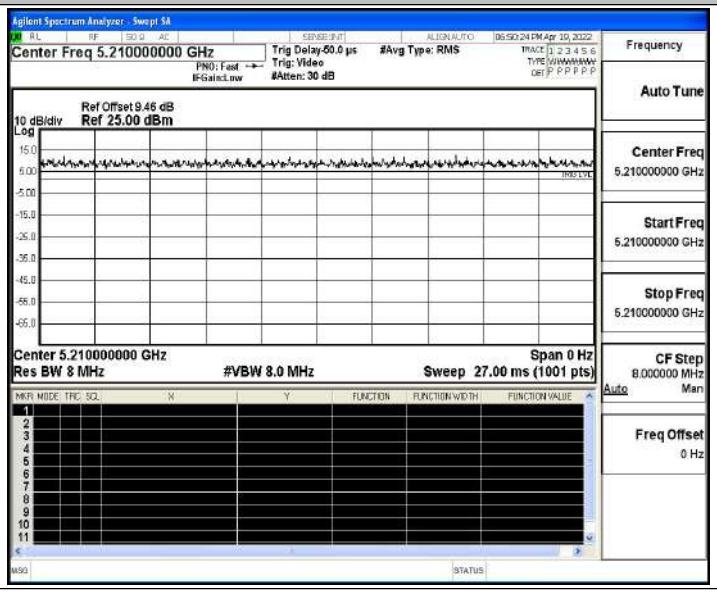
11AC80SISO_Ant1_5210