Appendix A

RF Test Data for BT (Conducted Measurement)

Product Name: Projector

Test Model: Pro V8

Environmental Conditions

Temperature:	23.5℃
Relative Humidity:	52.2%
ATM Pressure:	100.0 kPa
Test Engineer:	Wunder Wu
Supervised by:	Li Huan

A.1 20dB Emission Bandwidth

Test Result

TestMode	Antenna	Channel	20db EBW[MHz]	FL[MHz]	FH[MHz]	Limit[MHz]	Verdict
DH5	Ant1	2402	1.035	2401.460	2402.495	---	---
		2441	1.044	2440.454	2441.498	---	---
		2480	1.038	2479.454	2480.492	---	---
2DH5	Ant1	2402	1.290	2401.352	2402.642	---	---
		2441	1.290	2440.352	2441.642	---	---
		2480	1.296	2479.349	2480.645	---	---
3DH5	Ant1	2402	1.293	2401.340	2402.633	---	---
		2441	1.293	2440.340	2441.633	---	---
		2480	1.305	2479.334	2480.639	---	---

Test Graphs

DH5_Ant1_2402

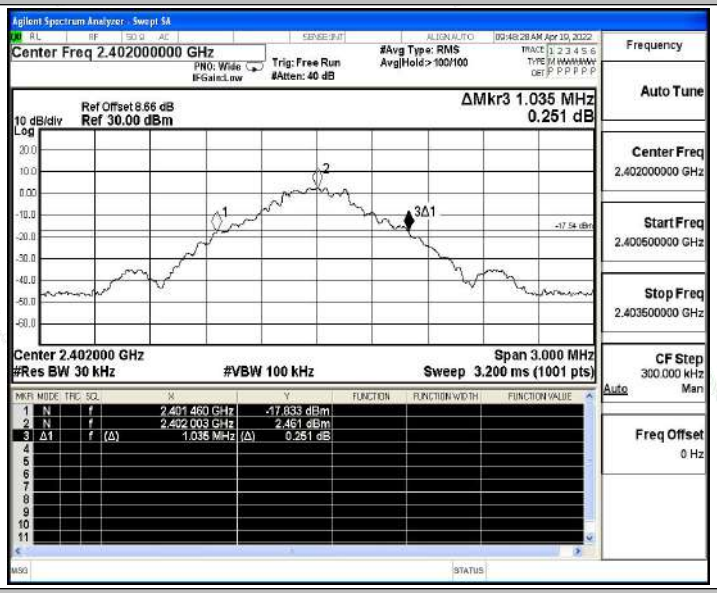

DH5_Ant1_2441

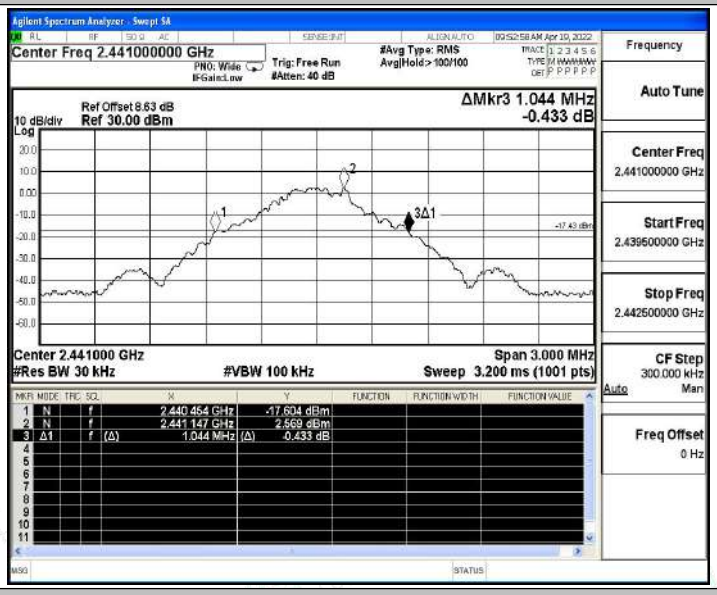

DH5_Ant1_2480

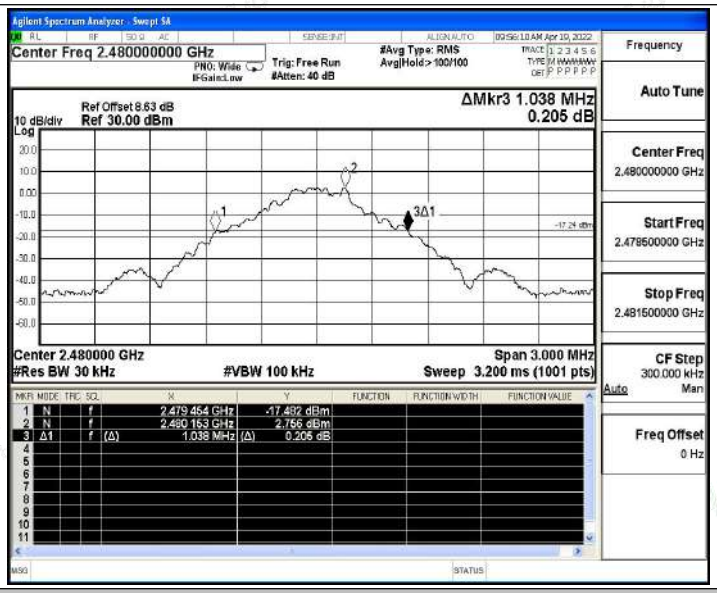

2DH5_Ant1_2402

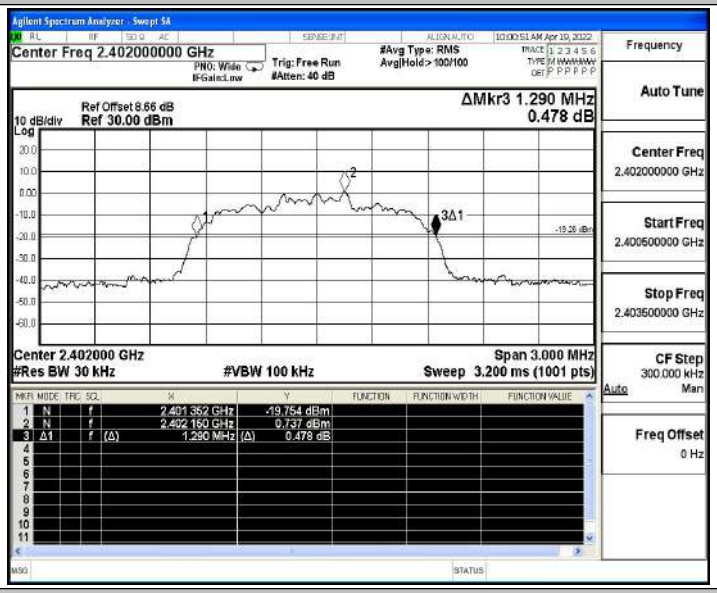

2DH5_Ant1_2441

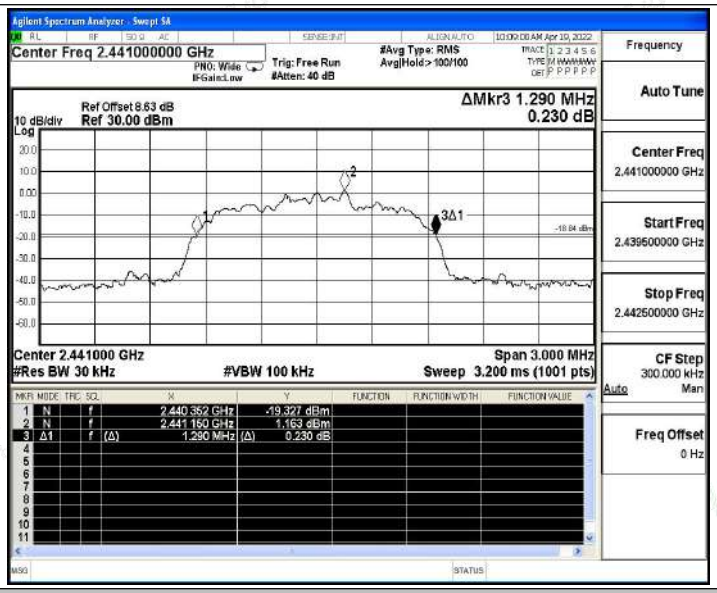

2DH5_Ant1_2480

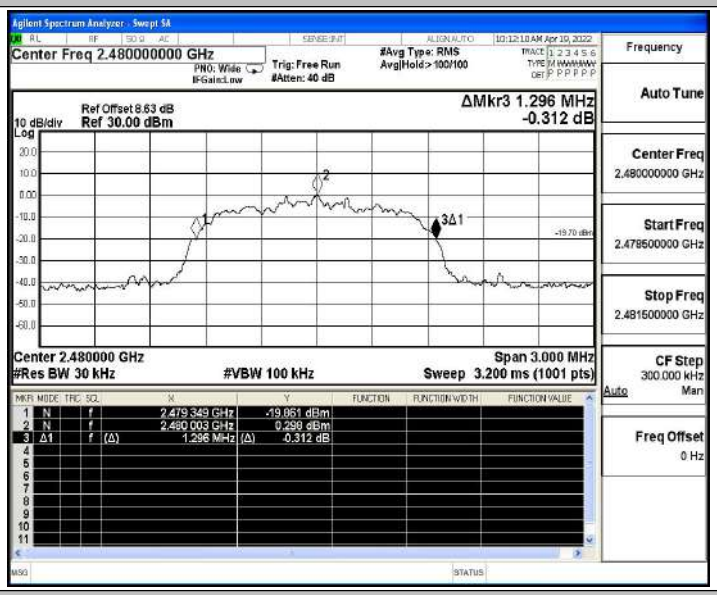

3DH5_Ant1_2402

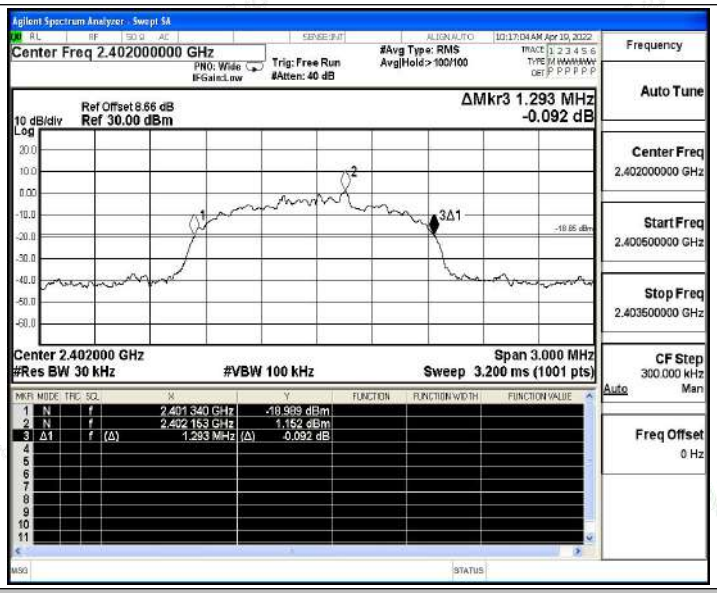

3DH5_Ant1_2441

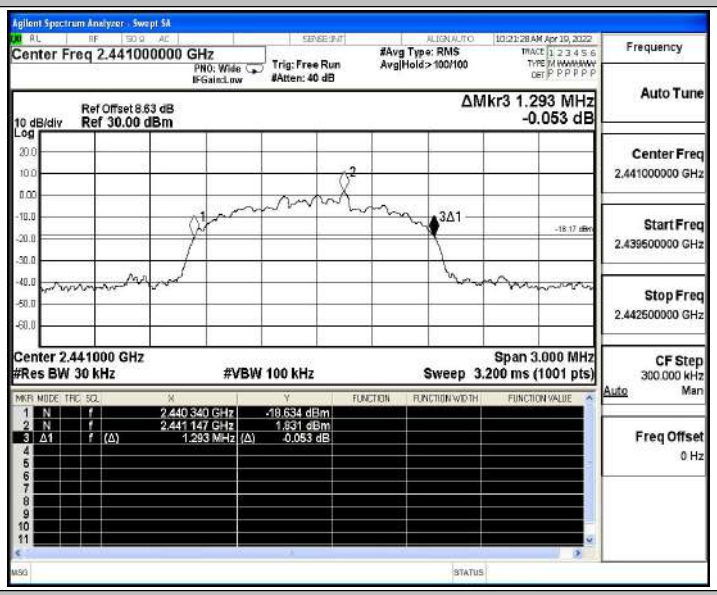

3DH5_Ant1_2480

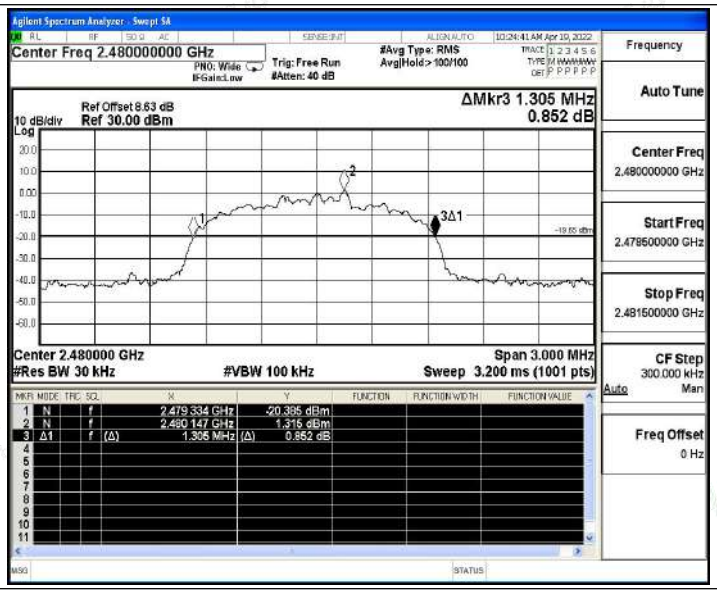
Agilent Spectrum Analyzer - Swept SA
Center Freq 2.480000000 GHz
PNO: Wide
IFGain:Low
Trig: Free Run
#Atten: 40 dB
#Avg Type: RMS
Avg|Hold:>100/100
10:24:41 AM Apr 19, 2022
Ref Offset 8.63 dB
10 dB/div Ref 30.00 dBm
Log
ΔMkr3 1.305 MHz
0.852 dB
Center 2.480000 GHz
#Res BW 30 kHz
#VBW 100 kHz
Span 3.000 MHz
Sweep 3.200 ms (1001 pts)
1 N f 2.479 334 GHz -20.385 dBm
2 N f 2.480 147 GHz 1.315 dBm
3 Δ1 f (Δ) 1.305 MHz (Δ) 0.852 dB
Frequency
Auto Tune
Center Freq
2.480000000 GHz
Start Freq
2.479500000 GHz
Stop Freq
2.481500000 GHz
CF Step
300.000 kHz
Auto Man
Freq Offset
0 Hz

A.2 Occupied Channel Bandwidth

Test Result

TestMode	Antenna	Channel	OCB [MHz]	FL[MHz]	FH[MHz]	Limit[MHz]	Verdict
DH5	Ant1	2402	0.90326	2401.540	2402.443	---	---
		2441	0.89819	2440.544	2441.443	---	---
		2480	0.90537	2479.540	2480.445	---	---
2DH5	Ant1	2402	1.1858	2401.395	2402.581	---	---
		2441	1.1766	2440.398	2441.575	---	---
		2480	1.1855	2479.393	2480.578	---	---
3DH5	Ant1	2402	1.1770	2401.401	2402.578	---	---
		2441	1.1764	2440.404	2441.580	---	---
		2480	1.1891	2479.394	2480.583	---	---

Test Graphs

DH5_Ant1_2402

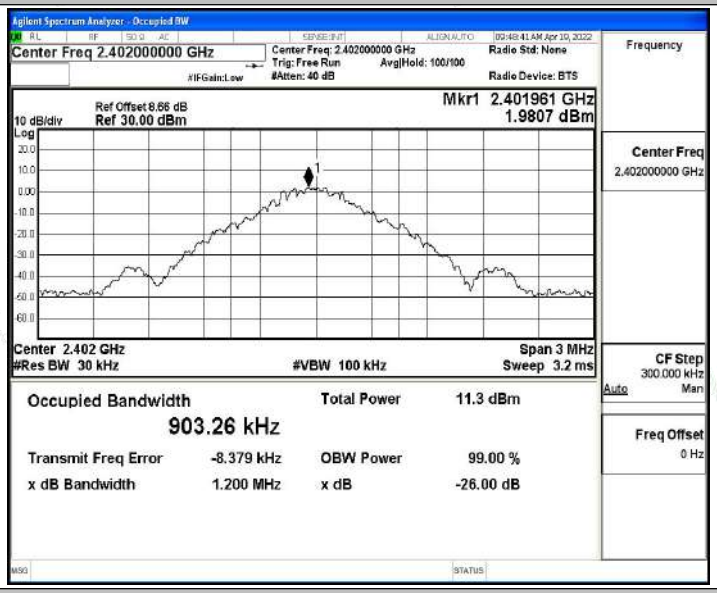

DH5_Ant1_2441

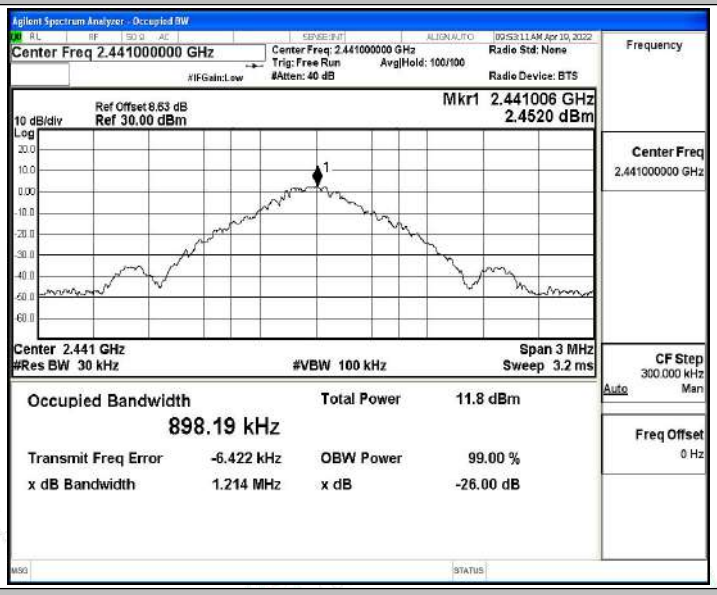

DH5_Ant1_2480

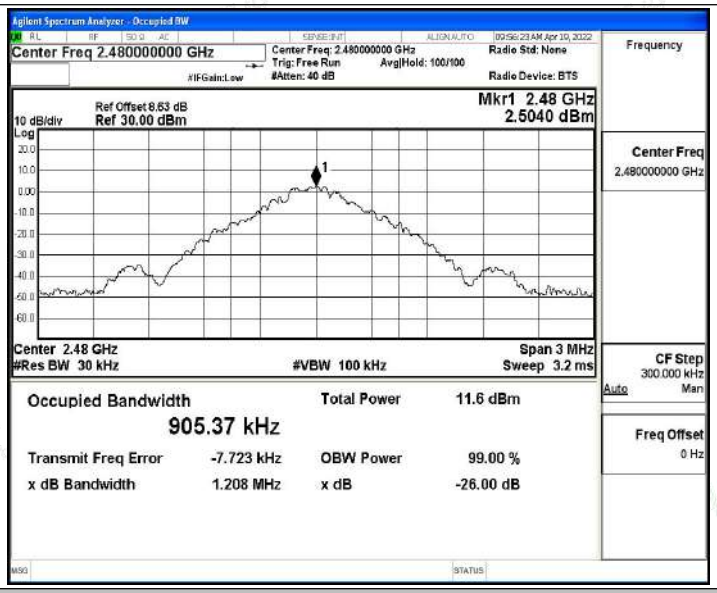

2DH5_Ant1_2402

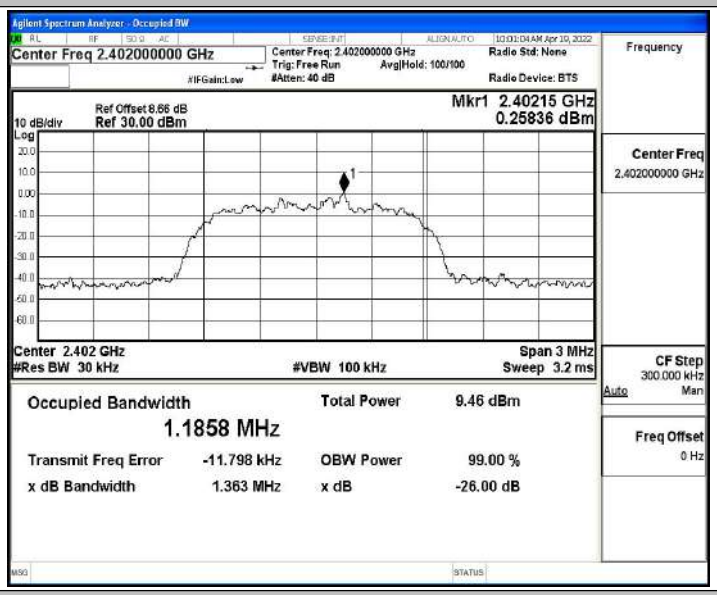

2DH5_Ant1_2441

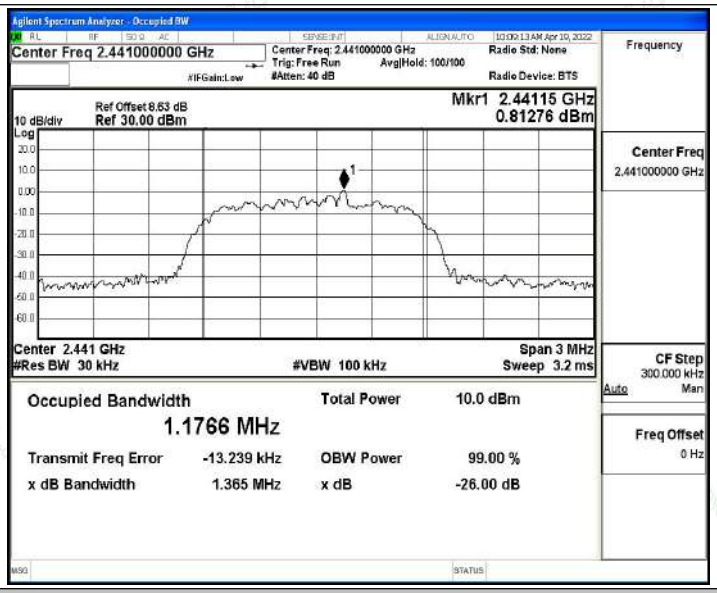

2DH5_Ant1_2480

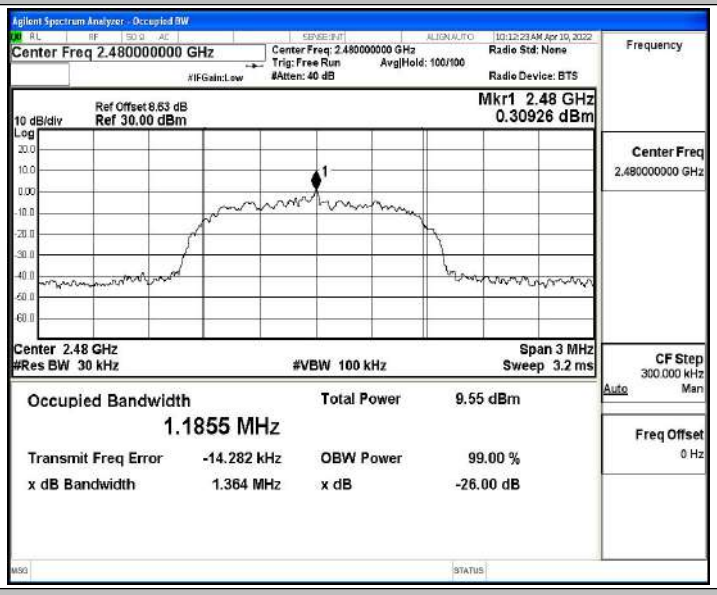

3DH5_Ant1_2402

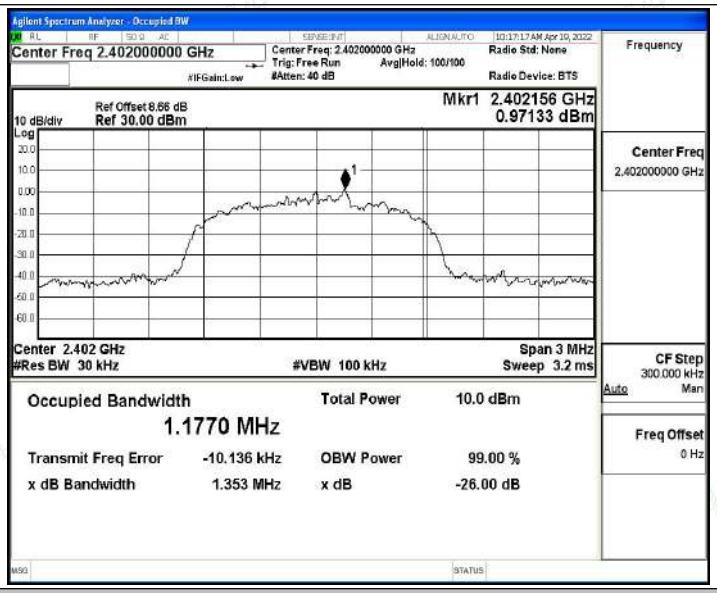

3DH5_Ant1_2441

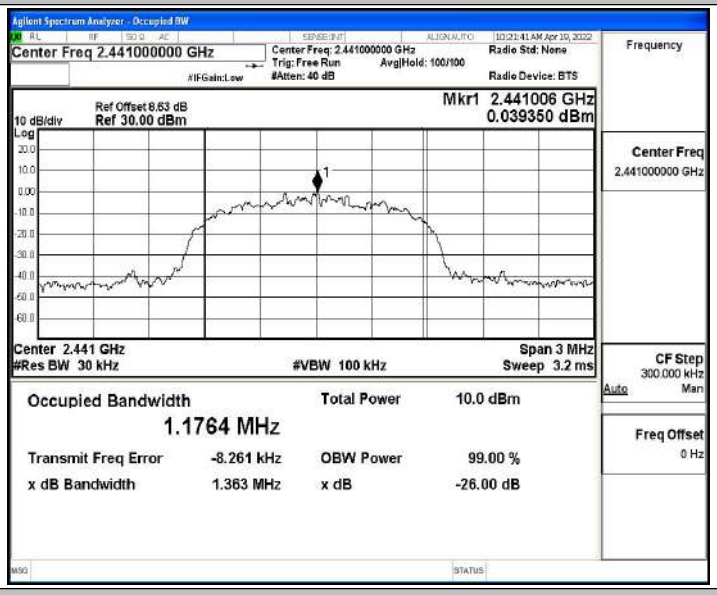

3DH5_Ant1_2480

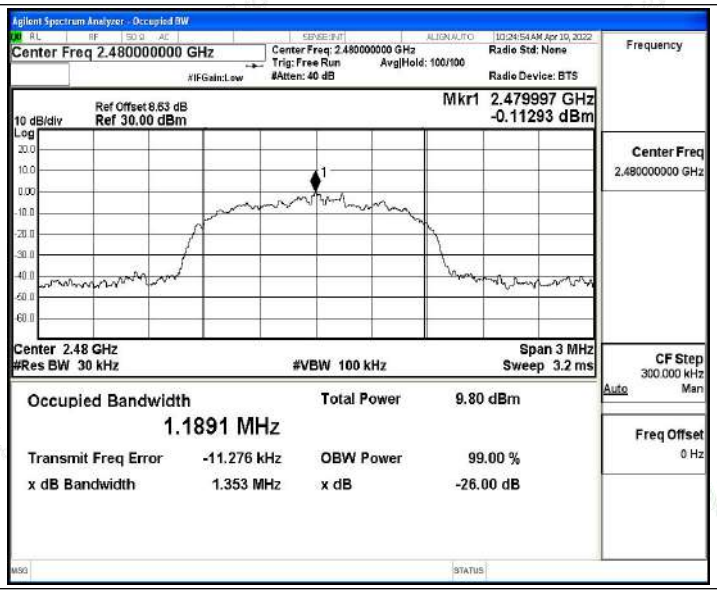
Agilent Spectrum Analyzer - Occupied BW
Center Freq 2.480000000 GHz
Center Freq: 2.480000000 GHz
Trig: Free Run
Avg|Hold: 100/100
#Atten: 40 dB
Radio Std: None
Radio Device: BTS
Frequency
Ref Offset 8.63 dB
10 dB/div
Ref 30.00 dBm
Mkr1 2.479997 GHz
-0.11293 dBm
Center Freq
2.480000000 GHz
Center 2.48 GHz
#Res BW 30 kHz
#VBW 100 kHz
Span 3 MHz
Sweep 3.2 ms
CF Step
300.000 kHz
Auto
Man
Occupied Bandwidth
1.1891 MHz
Total Power
9.80 dBm
Transmit Freq Error
-11.276 kHz
OBW Power
99.00 %
x dB Bandwidth
1.353 MHz
x dB
-26.00 dB
Freq Offset
0 Hz
MSG
STATUS

A.3 Maximum peak conducted output power

Test Result

TestMode	Antenna	Channel	Result[dBm]	Limit[dBm]	Verdict
DH5	Ant1	2402	4.95	≤20.97	PASS
		2441	5.36	≤20.97	PASS
		2480	5.36	≤20.97	PASS
2DH5	Ant1	2402	4.74	≤20.97	PASS
		2441	5.2	≤20.97	PASS
		2480	5.07	≤20.97	PASS
3DH5	Ant1	2402	4.81	≤20.97	PASS
		2441	5.22	≤20.97	PASS
		2480	5.21	≤20.97	PASS

Test Graphs

DH5_Ant1_2402

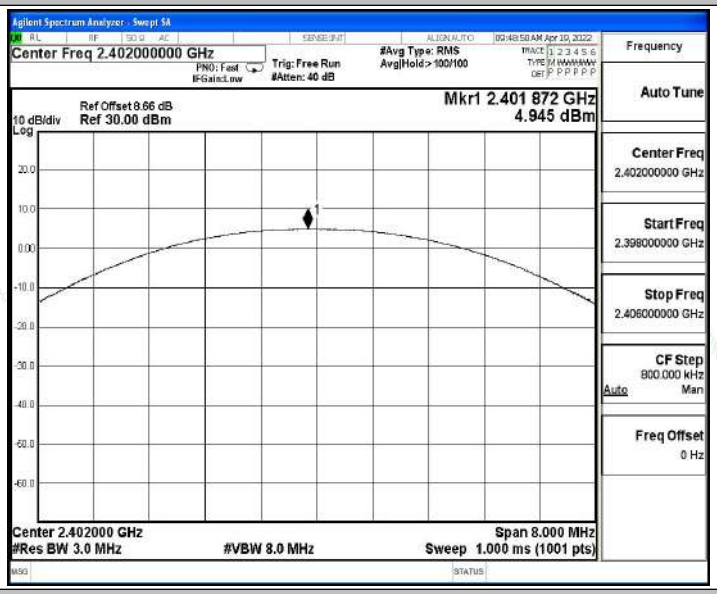

DH5_Ant1_2441

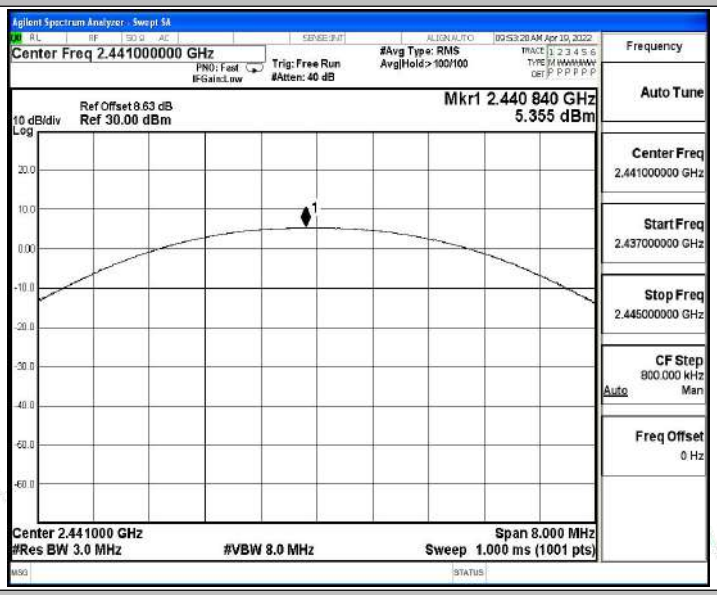

DH5_Ant1_2480

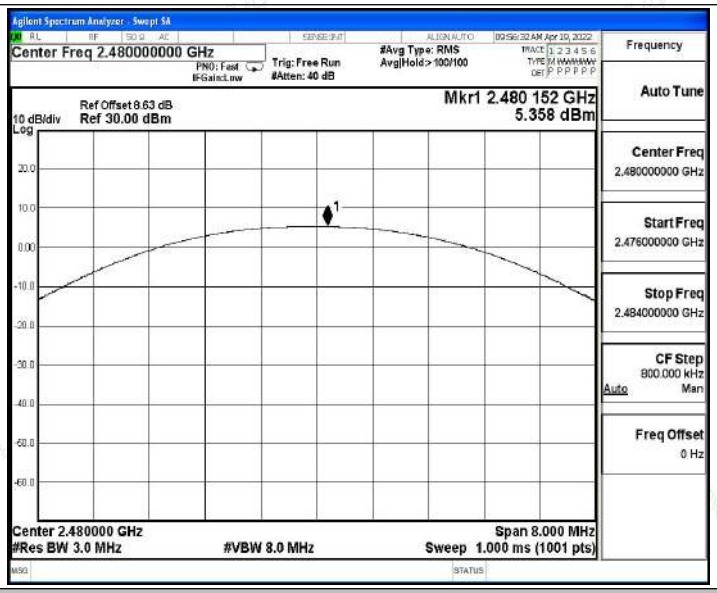

2DH5_Ant1_2402

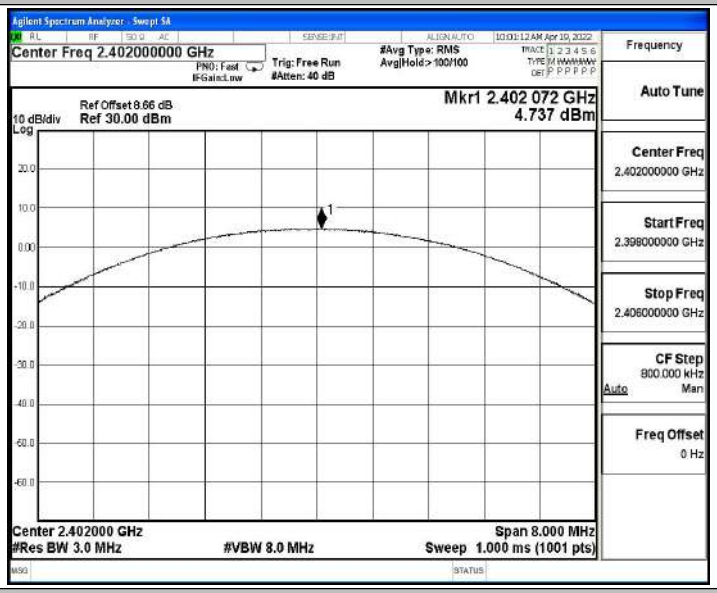

2DH5_Ant1_2441

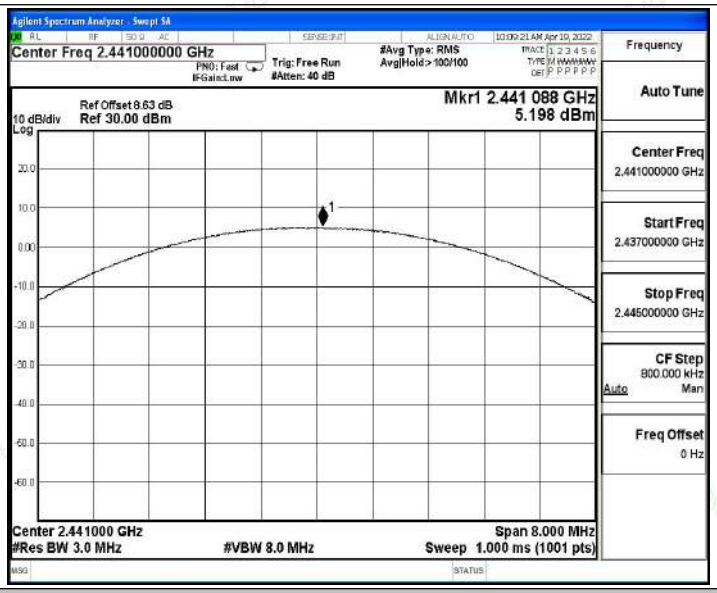

2DH5_Ant1_2480

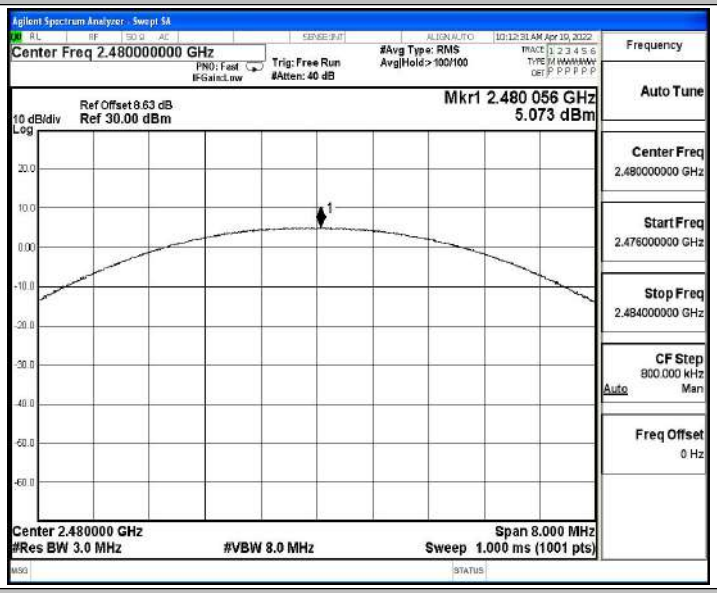

3DH5_Ant1_2402

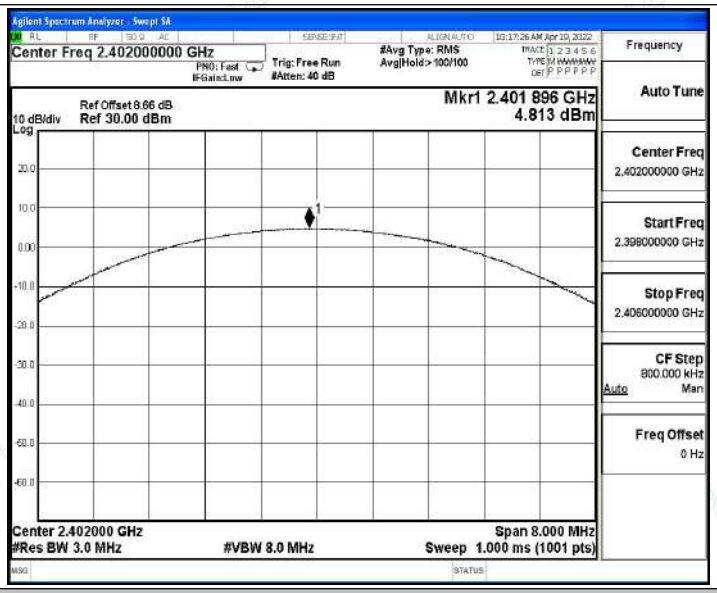

3DH5_Ant1_2441

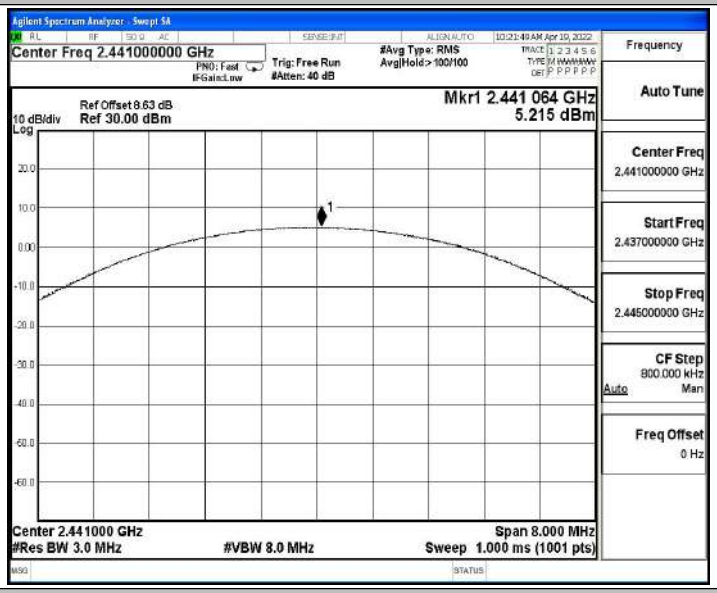

3DH5_Ant1_2480

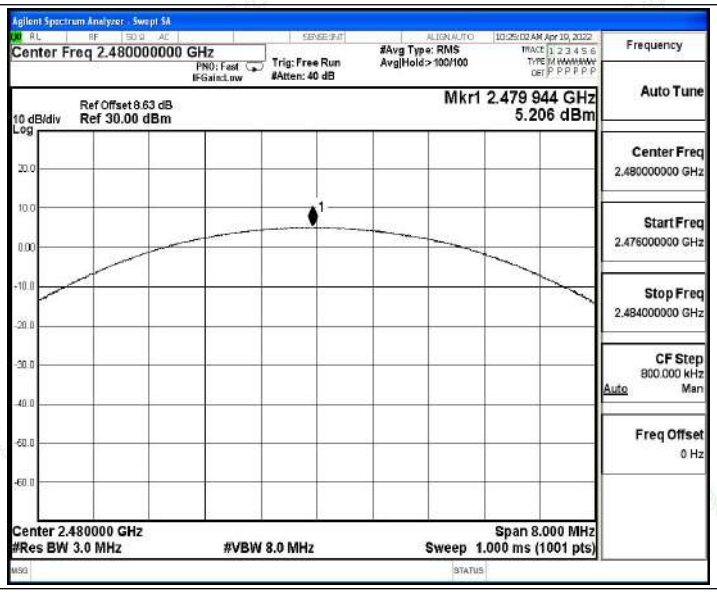
Agilent Spectrum Analyzer - Swept SA
Center Freq 2.480000000 GHz
PNO: Fast
IFGain:Low
Trig: Free Run
#Atten: 40 dB
#Avg Type: RMS
Avg|Hold:>100/100
10:25:02 AM Apr 19, 2022
Frequency
Auto Tune
Ref Offset 8.63 dB
10 dB/div Ref 30.00 dBm
Log
Mkr1 2.479 944 GHz
5.206 dBm
Center Freq
2.480000000 GHz
Start Freq
2.476000000 GHz
Stop Freq
2.484000000 GHz
CF Step
800.000 kHz
Auto Man
Freq Offset
0 Hz
Center 2.480000 GHz
#Res BW 3.0 MHz
#VBW 8.0 MHz
Span 8.000 MHz
Sweep 1.000 ms (1001 pts)

A.4 Carrier frequency separation

Test Result

TestMode	Antenna	Channel	Result[MHz]	Limit[MHz]	Verdict
DH5	Ant1	Hop	0.934	≥0.696	PASS
2DH5	Ant1	Hop	1.164	≥0.864	PASS
3DH5	Ant1	Hop	1.178	≥0.870	PASS

Test Graphs

DH5_Ant1_Hop

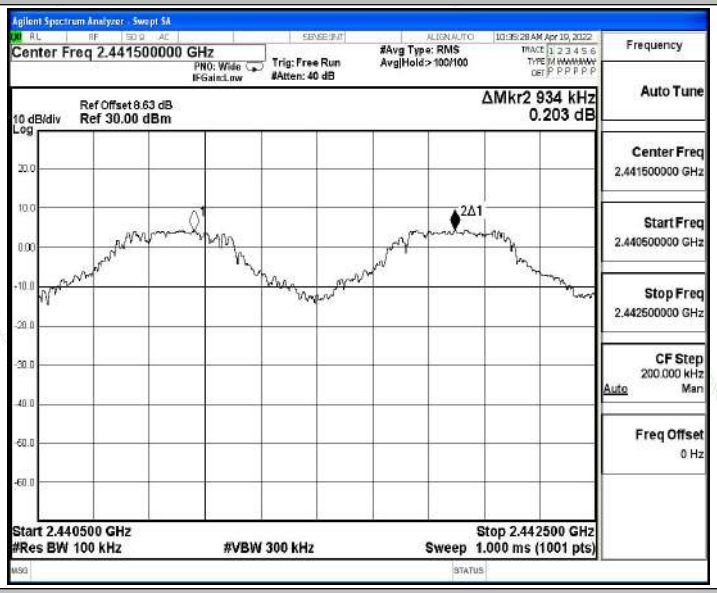

2DH5_Ant1_Hop

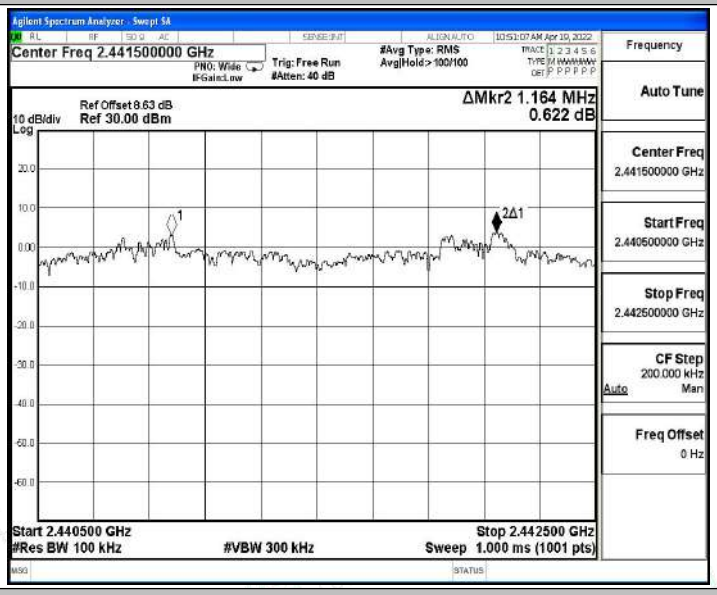

3DH5_Ant1_Hop

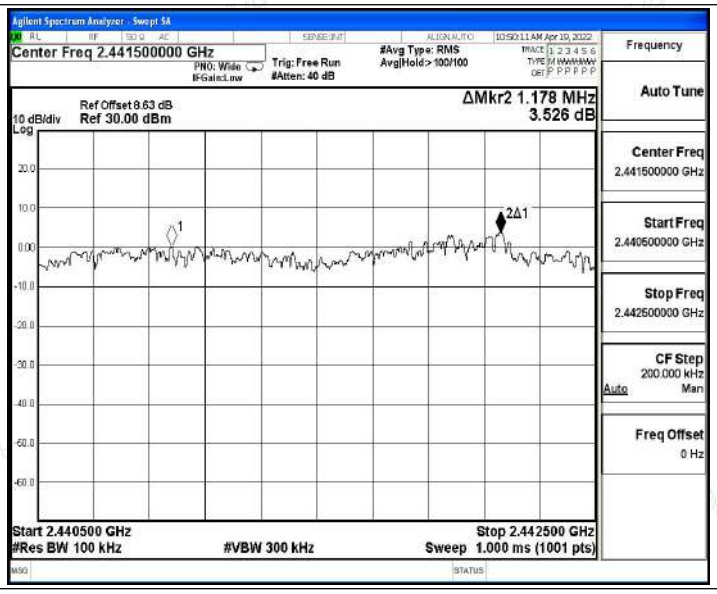
Agilent Spectrum Analyzer - Swept SA
Center Freq 2.441500000 GHz
PNO: Wide
IFGain:Low
Trig: Free Run
#Atten: 40 dB
#Avg Type: RMS
Avg|Hold:> 100/100
10:50:11 AM Apr 19, 2022
Frequency
Auto Tune
Ref Offset 8.63 dB
10 dB/div Ref 30.00 dBm
Log
ΔMkr2 1.178 MHz
3.526 dB
Center Freq
2.441500000 GHz
Start Freq
2.440500000 GHz
Stop Freq
2.442500000 GHz
CF Step
200.000 kHz
Auto Man
Freq Offset
0 Hz
Start 2.440500 GHz
#Res BW 100 kHz
#VBW 300 kHz
Stop 2.442500 GHz
Sweep 1.000 ms (1001 pts)

A.5 Time of occupancy

Test Result

TestMode	Antenna	Channel	BurstWidth [ms]	TotalHops [Num]	Result[s]	Limit[s]	Verdict
DH5	Ant1	Hop	2.88	106.67	0.307	≤0.4	PASS
2DH5	Ant1	Hop	2.88	106.67	0.308	≤0.4	PASS
3DH5	Ant1	Hop	2.89	106.67	0.308	≤0.4	PASS

Test Graphs

DH5_Ant1_Hop

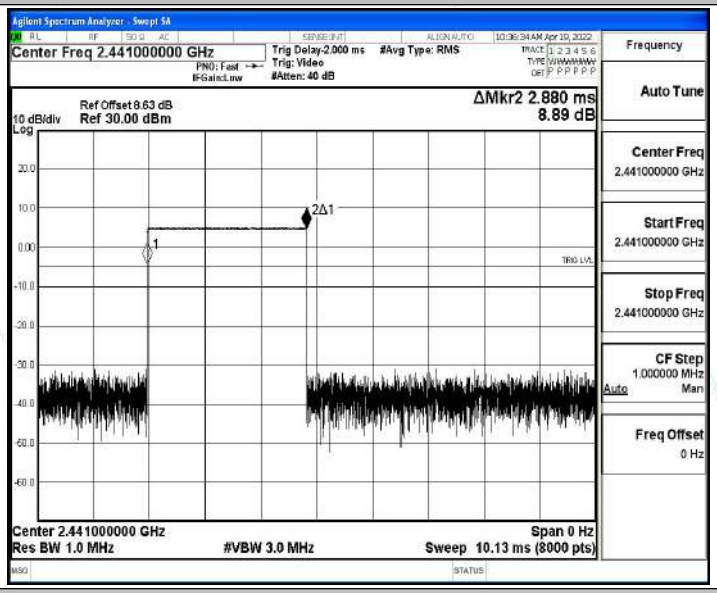

2DH5_Ant1_Hop

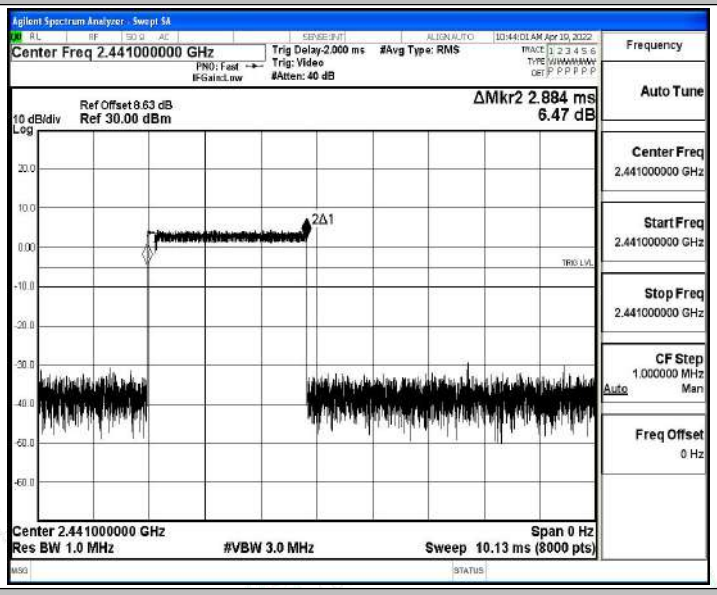

3DH5_Ant1_Hop

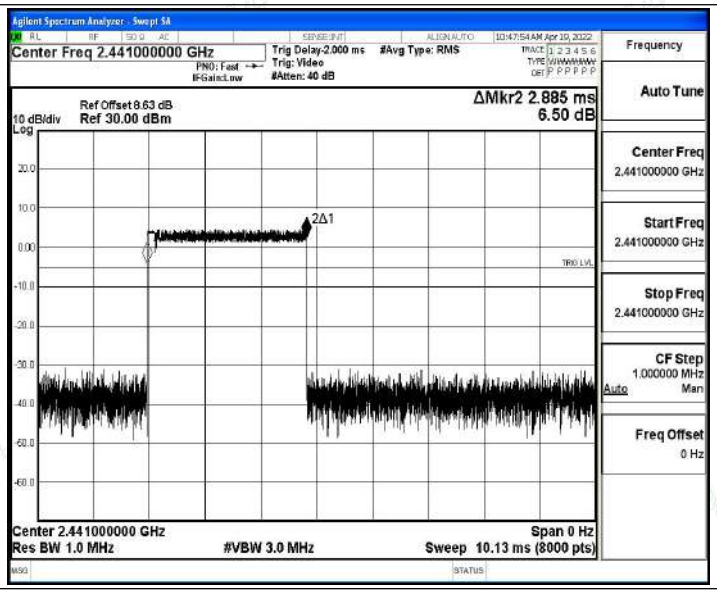
Agilent Spectrum Analyzer - Swept SA
Center Freq 2.441000000 GHz
Trig Delay-2.000 ms
Trig: Video
#Atten: 40 dB
#Avg Type: RMS
Ref Offset 8.63 dB
10 dB/div Ref 30.00 dBm
Log
ΔMkr2 2.885 ms
6.50 dB
2Δ1
Center 2.441000000 GHz
Res BW 1.0 MHz
#VBW 3.0 MHz
Span 0 Hz
Sweep 10.13 ms (8000 pts)
Frequency
Auto Tune
Center Freq
2.441000000 GHz
Start Freq
2.441000000 GHz
Stop Freq
2.441000000 GHz
CF Step
1.000000 MHz
Auto Man
Freq Offset
0 Hz

A.6 Number of hopping channels

Test Result

TestMode	Antenna	Channel	Result[Num]	Limit[Num]	Verdict
DH5	Ant1	Hop	79	≥15	PASS
2DH5	Ant1	Hop	79	≥15	PASS
3DH5	Ant1	Hop	79	≥15	PASS

Test Graphs

DH5_Ant1_Hop

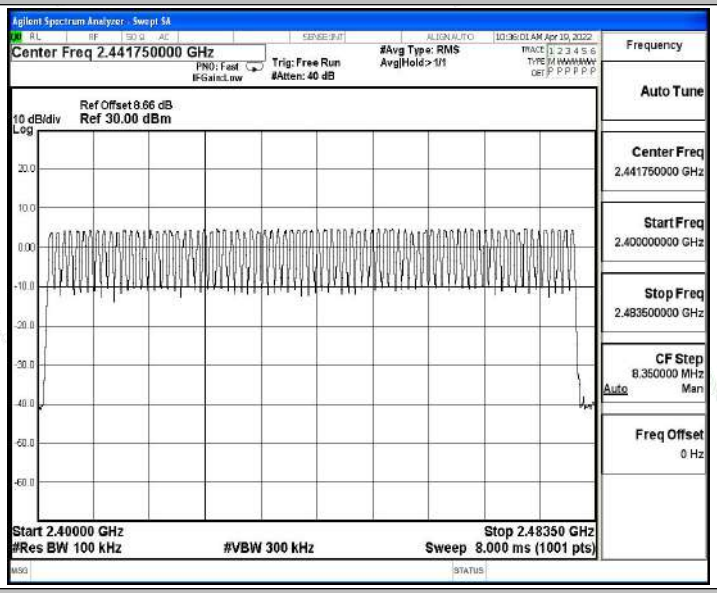

2DH5_Ant1_Hop

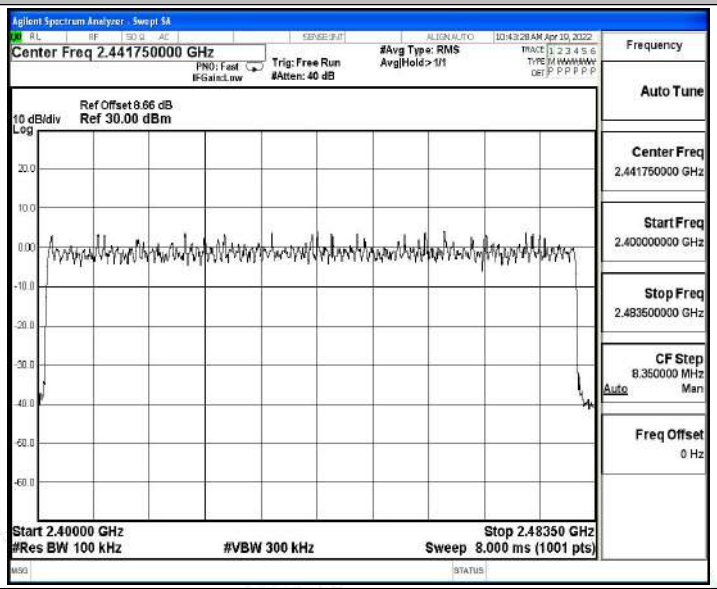

3DH5_Ant1_Hop

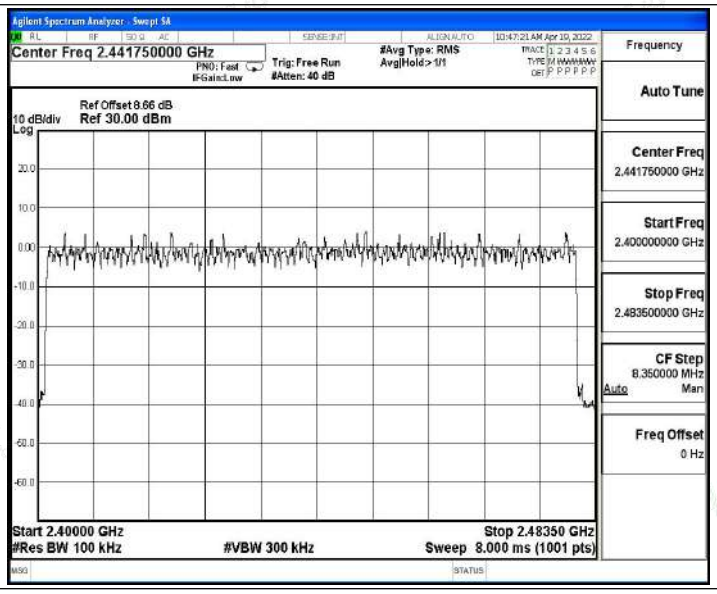
Agilent Spectrum Analyzer - Swept SA
Center Freq 2.441750000 GHz
PNO: Fast
IFGain:Low
Trig: Free Run
#Atten: 40 dB
#Avg Type: RMS
Avg|Hold:>1/1
10:47:21 AM Apr 19, 2022
Frequency
Auto Tune
Ref Offset 8.66 dB
10 dB/div Ref 30.00 dBm
Log
Center Freq
2.441750000 GHz
Start Freq
2.400000000 GHz
Stop Freq
2.483500000 GHz
CF Step
8.350000 MHz
Auto Man
Freq Offset
0 Hz
Start 2.40000 GHz
#Res BW 100 kHz
#VBW 300 kHz
Stop 2.48350 GHz
Sweep 8.000 ms (1001 pts)

A.7 Band edge measurements

Test Result

TestMode	Antenna	ChName	Channel	RefLevel [dBm]	Result [dBm]	Limit [dBm]	Verdict
DH5	Ant1	Low	2402	4.28	-49.15	≤-15.72	PASS
		High	2480	4.89	-47.82	≤-15.11	PASS
		Low	Hop_2402	3.71	-49.15	≤-16.29	PASS
		High	Hop_2480	4.67	-47.95	≤-15.33	PASS
2DH5	Ant1	Low	2402	0.50	-48.59	≤-19.5	PASS
		High	2480	3.85	-47.79	≤-16.15	PASS
		Low	Hop_2402	2.58	-49.01	≤-17.42	PASS
		High	Hop_2480	3.69	-47.96	≤-16.31	PASS
3DH5	Ant1	Low	2402	3.17	-48.99	≤-16.83	PASS
		High	2480	3.85	-48.42	≤-16.15	PASS
		Low	Hop_2402	-0.59	-49.25	≤-20.59	PASS
		High	Hop_2480	3.76	-47.62	≤-16.24	PASS

Test Graphs

DH5_Ant1_Low_2402

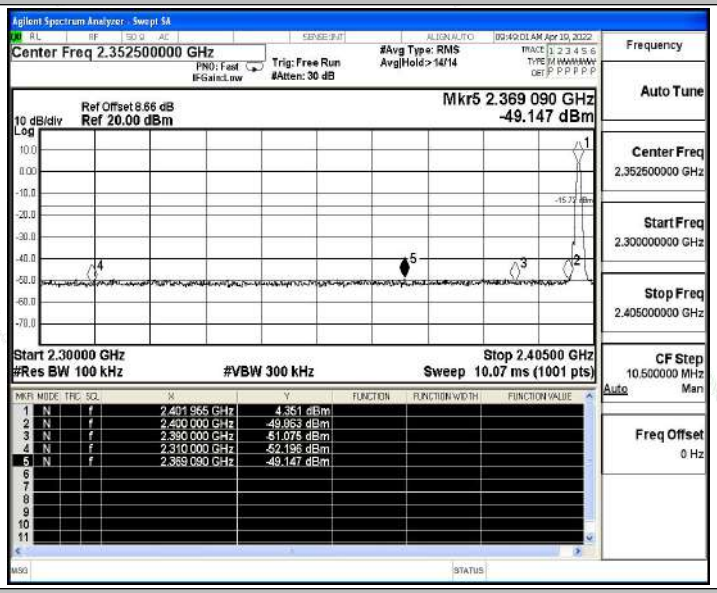

DH5_Ant1_High_2480

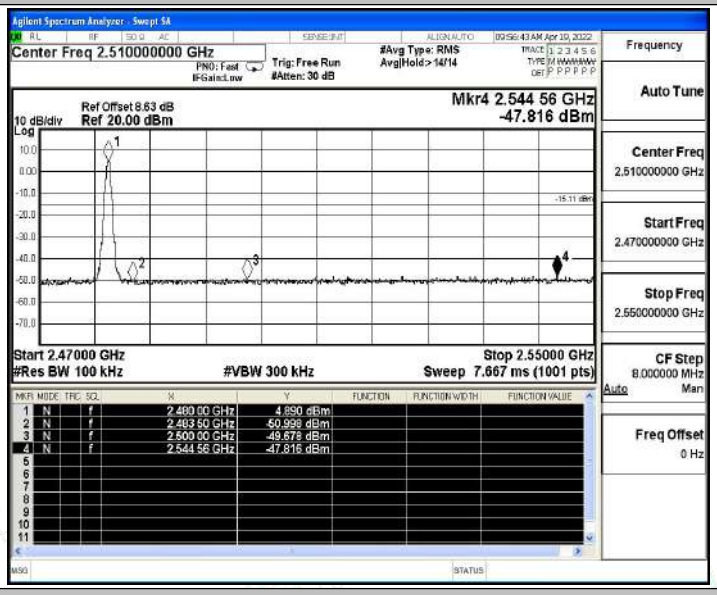

DH5_Ant1_Low_Hop_2402

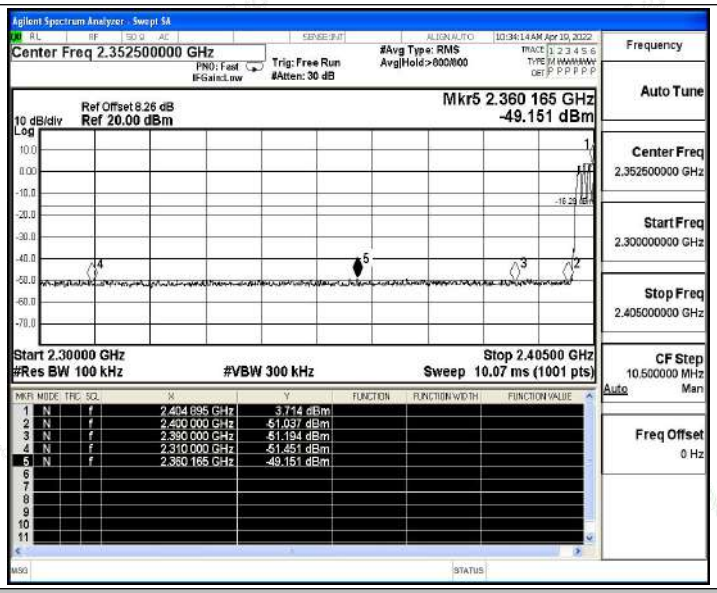

DH5_Ant1_High_Hop_2480

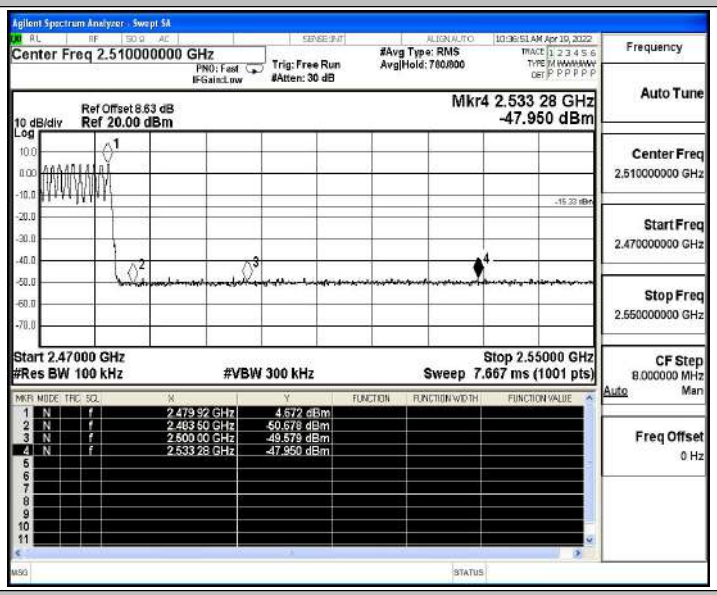

2DH5_Ant1_Low_2402

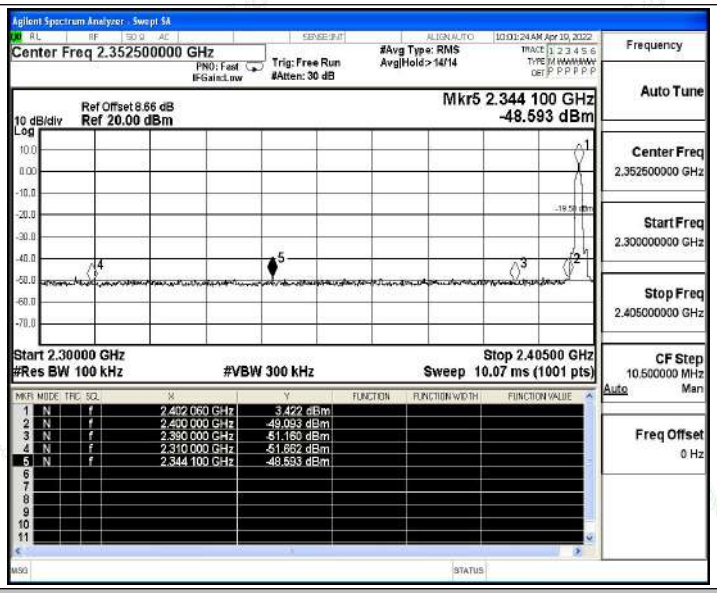

2DH5_Ant1_High_2480

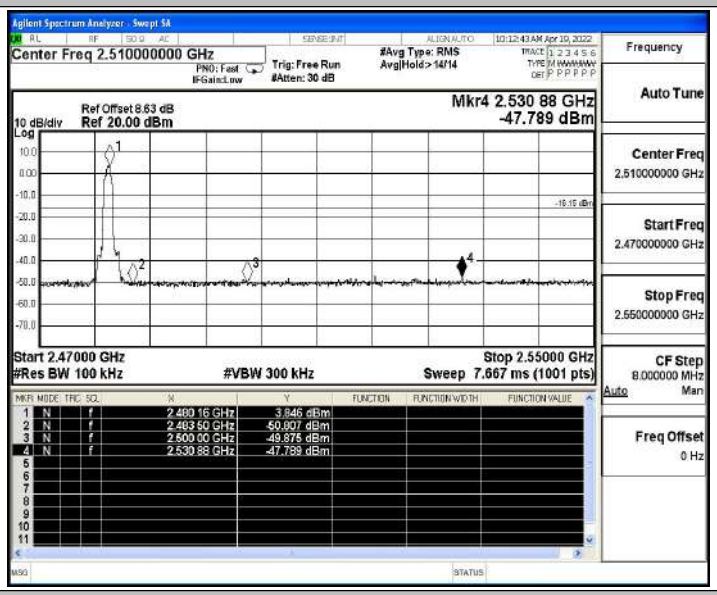

2DH5_Ant1_Low_Hop_2402

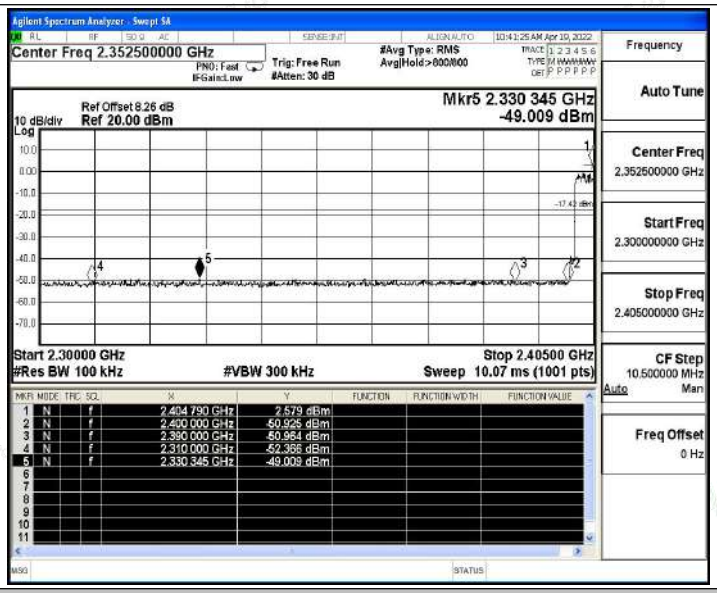

2DH5_Ant1_High_Hop_2480

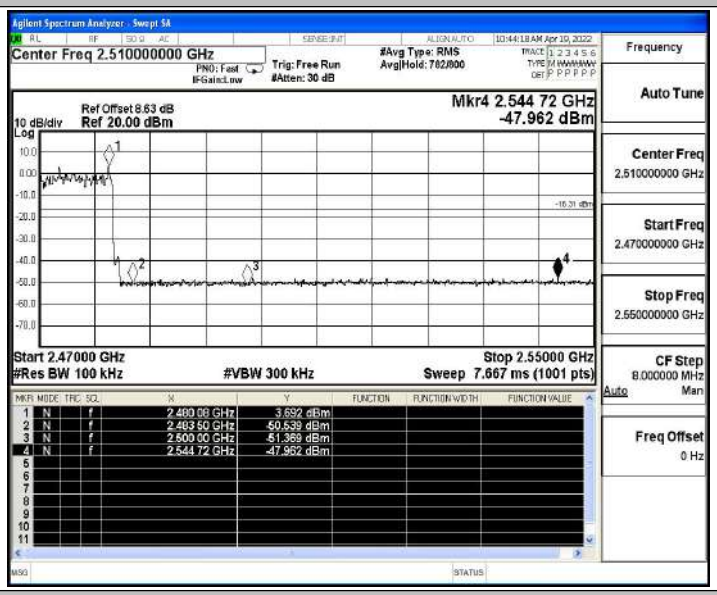

3DH5_Ant1_Low_2402

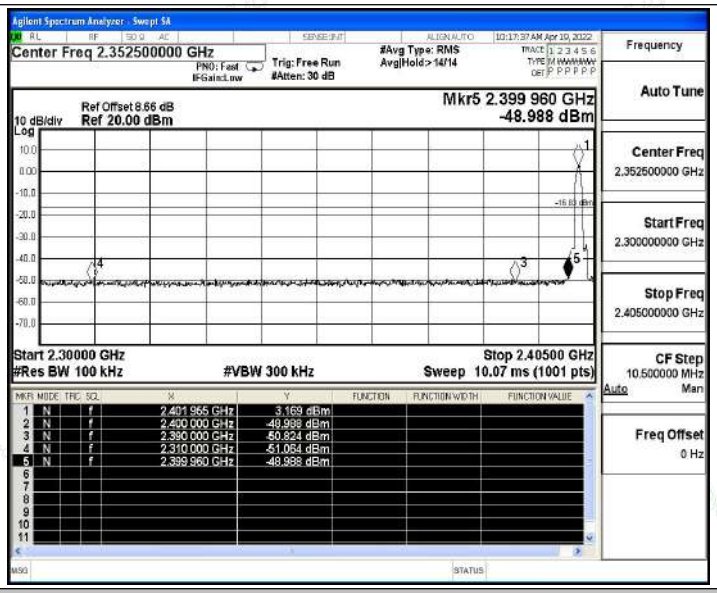

3DH5_Ant1_High_2480

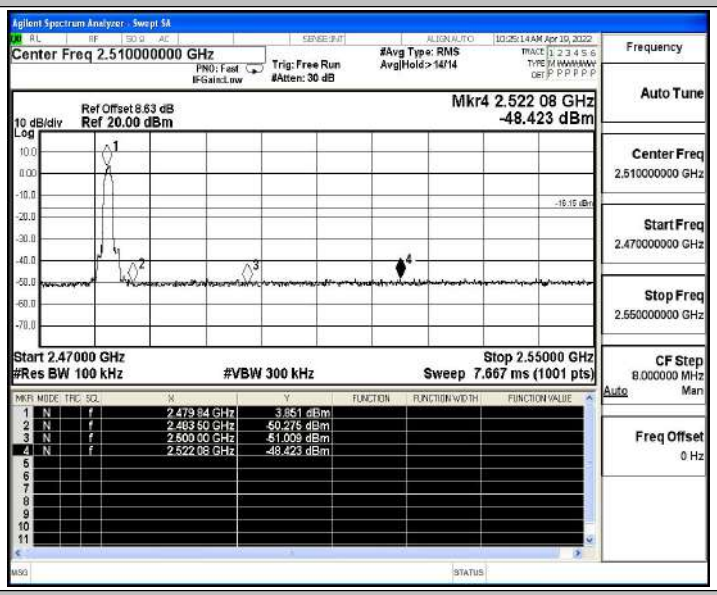

3DH5_Ant1_Low_Hop_2402

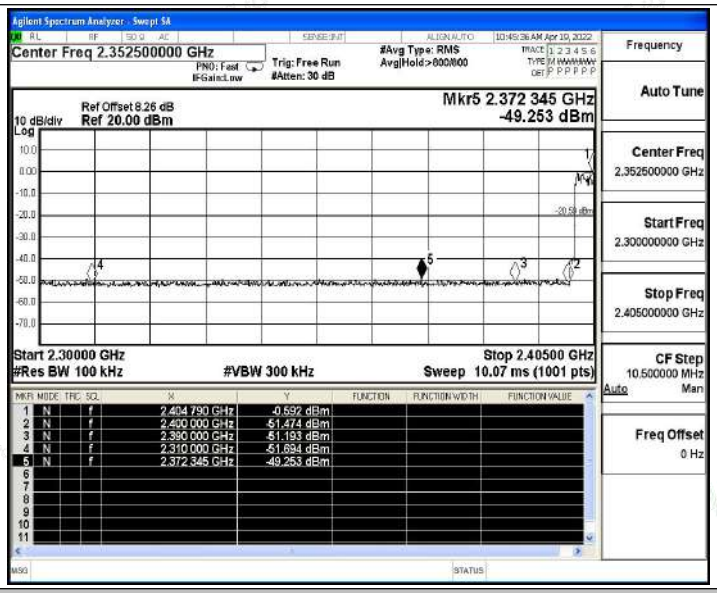

3DH5_Ant1_High_Hop_2480

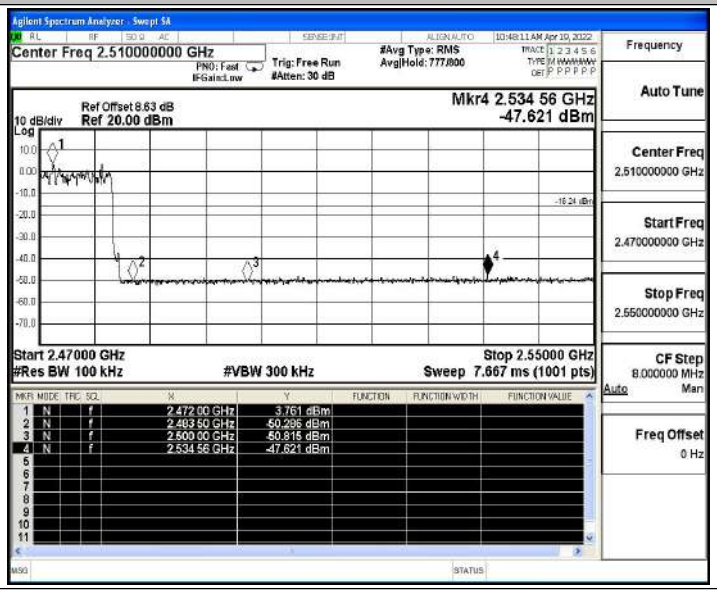

A.8 Conducted Spurious Emission

Test Result

TestMode	Antenna	Channel	FreqRange [MHz]	RefLevel [dBm]	Result [dBm]	Limit [dBm]	Verdict
DH5	Ant1	2402	Reference	4.28	4.28	---	PASS
			30~1000	4.28	-60.46	≤-15.72	PASS
			1000~26500	4.28	-45.61	≤-15.72	PASS
		2441	Reference	4.80	4.80	---	PASS
			30~1000	4.80	-57.89	≤-15.2	PASS
			1000~26500	4.80	-45.89	≤-15.2	PASS
		2480	Reference	4.72	4.72	---	PASS
			30~1000	4.72	-60.63	≤-15.28	PASS
			1000~26500	4.72	-46.32	≤-15.28	PASS
2DH5	Ant1	2402	Reference	3.56	3.56	---	PASS
			30~1000	3.56	-60.61	≤-16.44	PASS
			1000~26500	3.56	-46.16	≤-16.44	PASS
		2441	Reference	3.72	3.72	---	PASS
			30~1000	3.72	-44.77	≤-16.28	PASS
			1000~26500	3.72	-45.58	≤-16.28	PASS
		2480	Reference	3.70	3.70	---	PASS
			30~1000	3.70	-56.89	≤-16.3	PASS
			1000~26500	3.70	-46.41	≤-16.3	PASS
3DH5	Ant1	2402	Reference	3.55	3.55	---	PASS
			30~1000	3.55	-60.23	≤-16.45	PASS
			1000~26500	3.55	-46.17	≤-16.45	PASS
		2441	Reference	3.86	3.86	---	PASS
			30~1000	3.86	-59.73	≤-16.14	PASS
			1000~26500	3.86	-44.9	≤-16.14	PASS
		2480	Reference	3.73	3.73	---	PASS
			30~1000	3.73	-58.5	≤-16.27	PASS
			1000~26500	3.73	-44.43	≤-16.27	PASS

Test Graphs

DH5_Ant1_2402_0~Reference

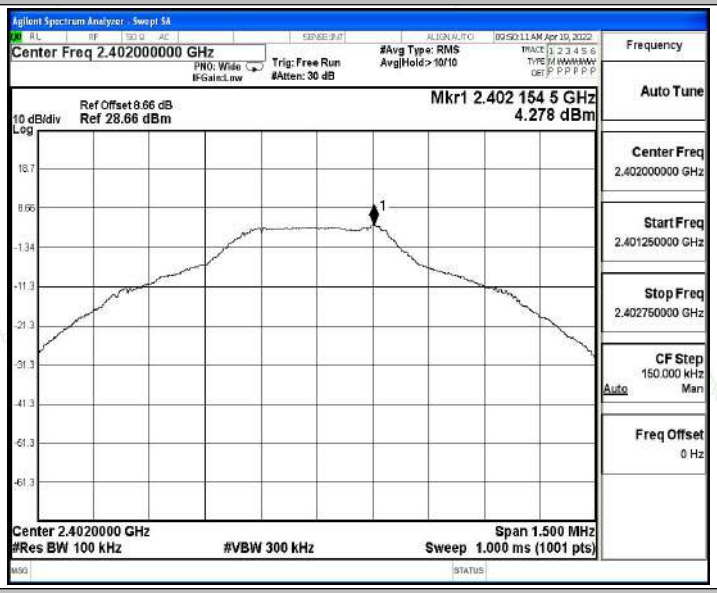

DH5_Ant1_2402_30~1000

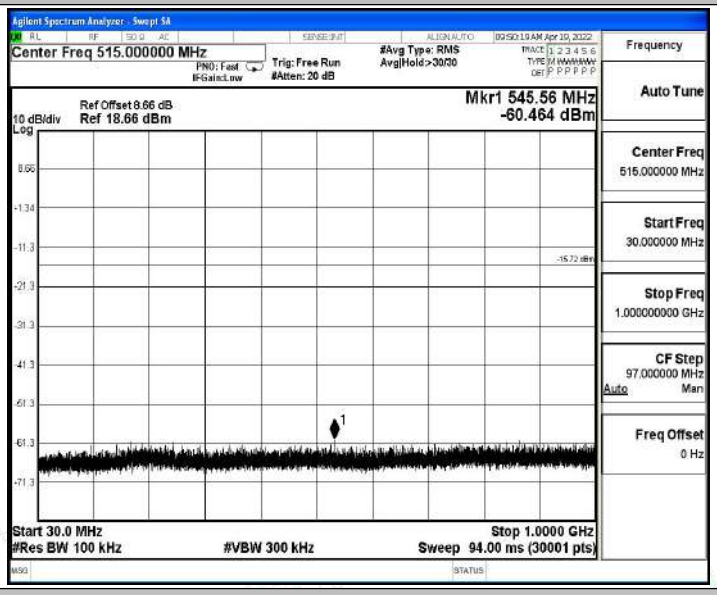

DH5_Ant1_2402_1000~26500

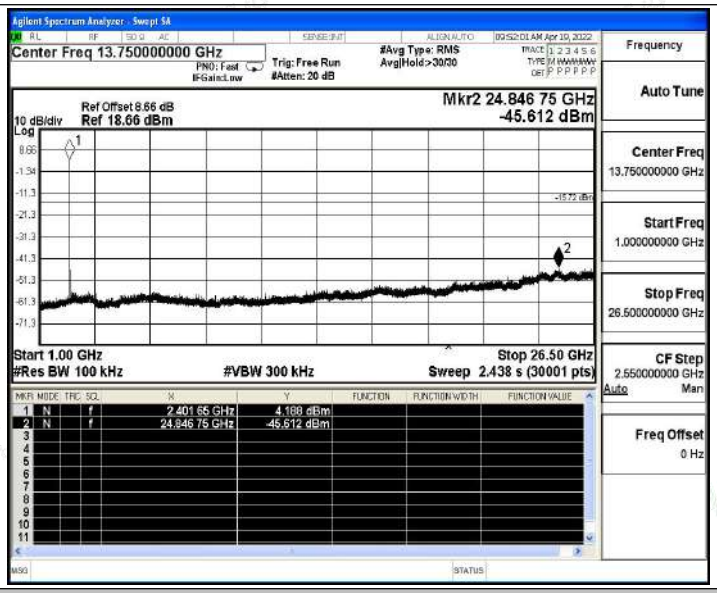

DH5_Ant1_2441_0~Reference

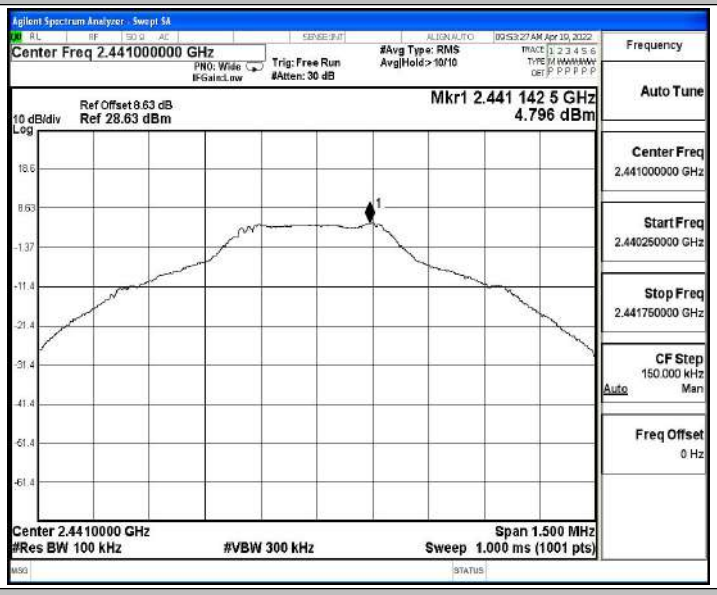

DH5_Ant1_2441_30~1000

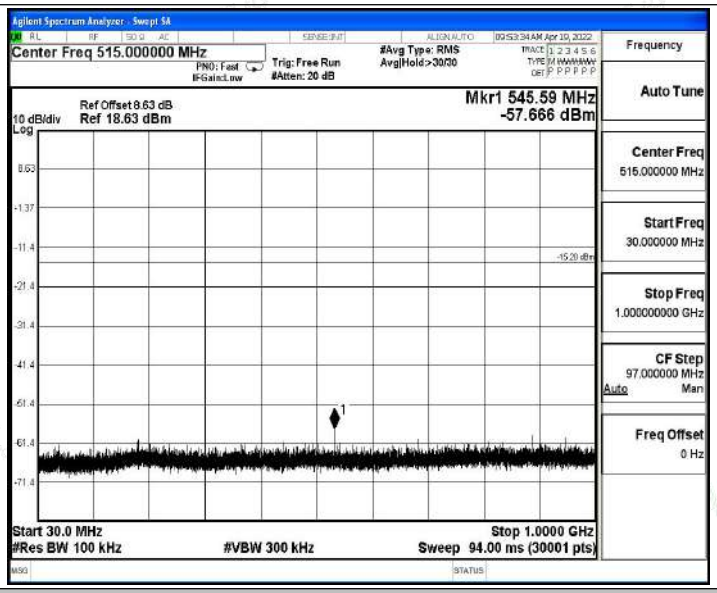

DH5_Ant1_2441_1000~26500

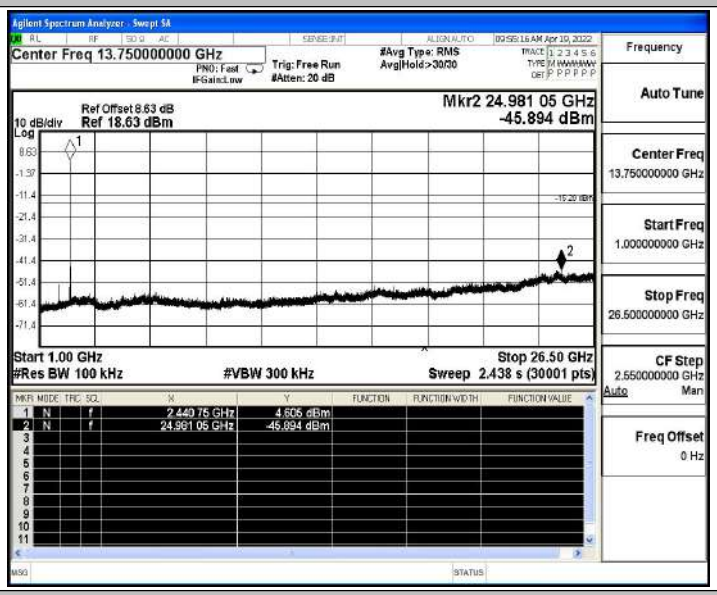

DH5_Ant1_2480_0~Reference

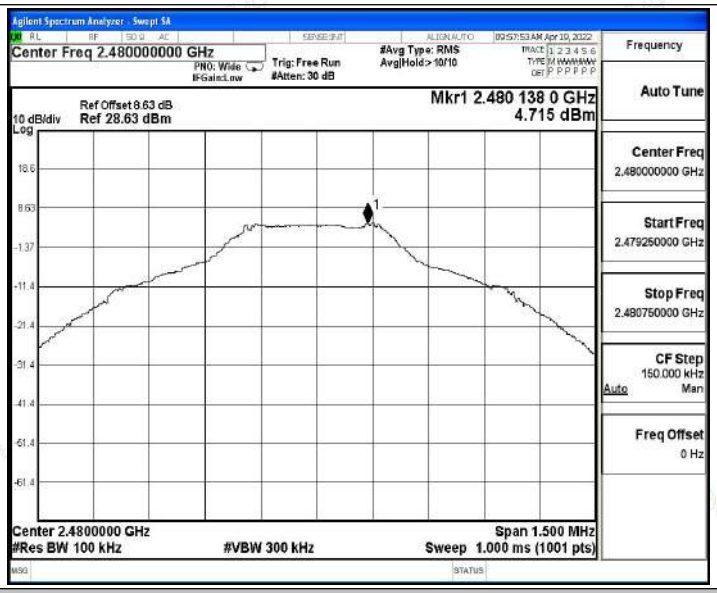

DH5_Ant1_2480_30~1000

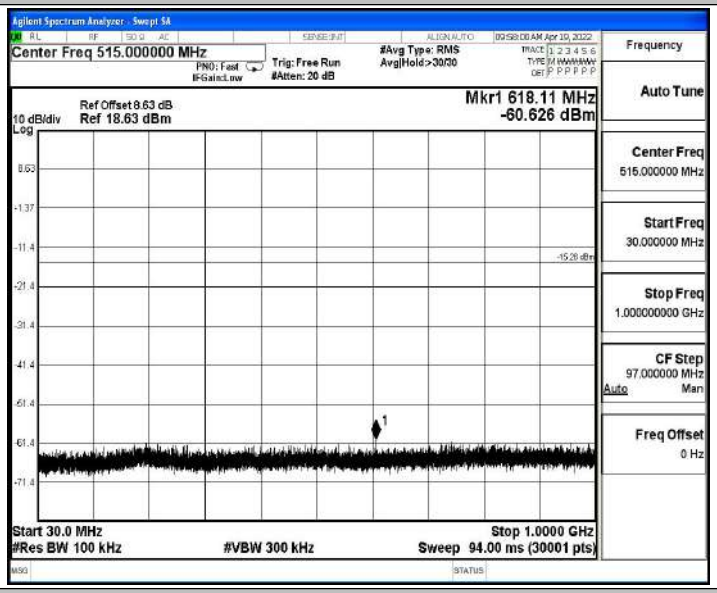

DH5_Ant1_2480_1000~26500

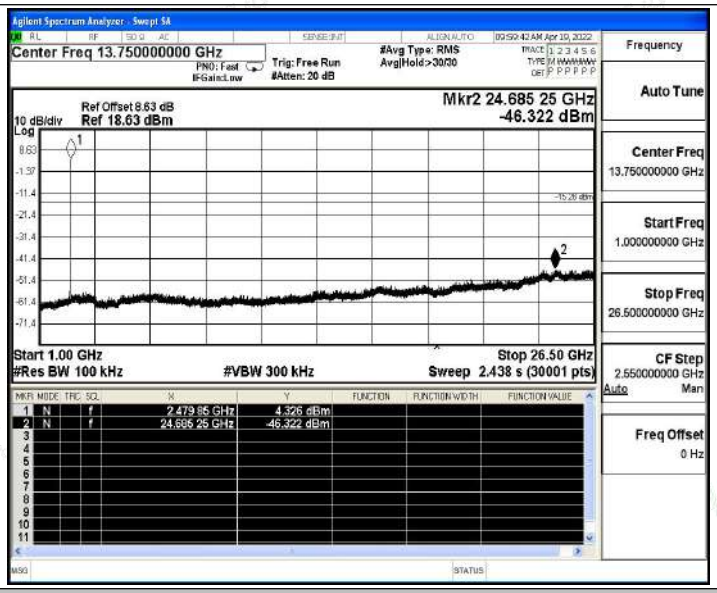

2DH5_Ant1_2402_0~Reference

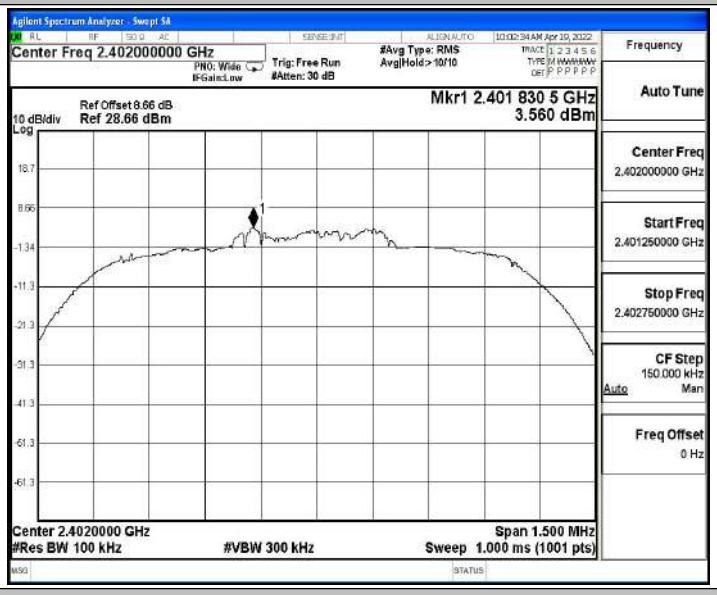

2DH5_Ant1_2402_30~1000

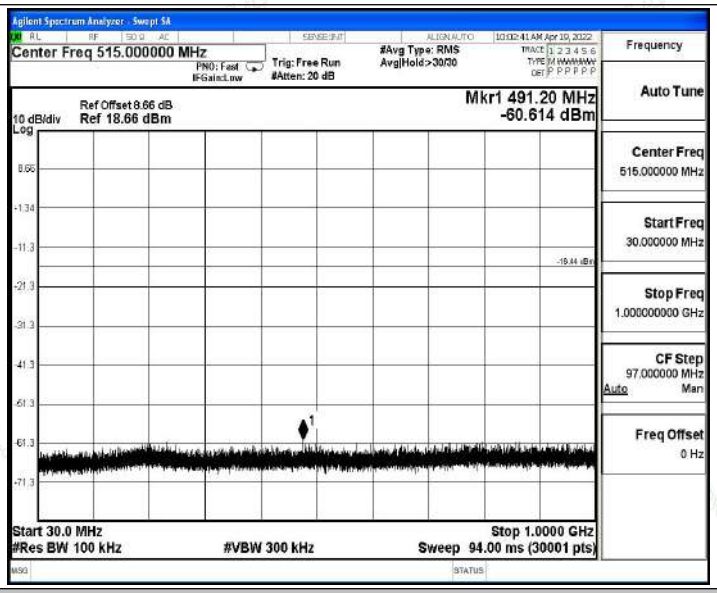

2DH5_Ant1_2402_1000~26500

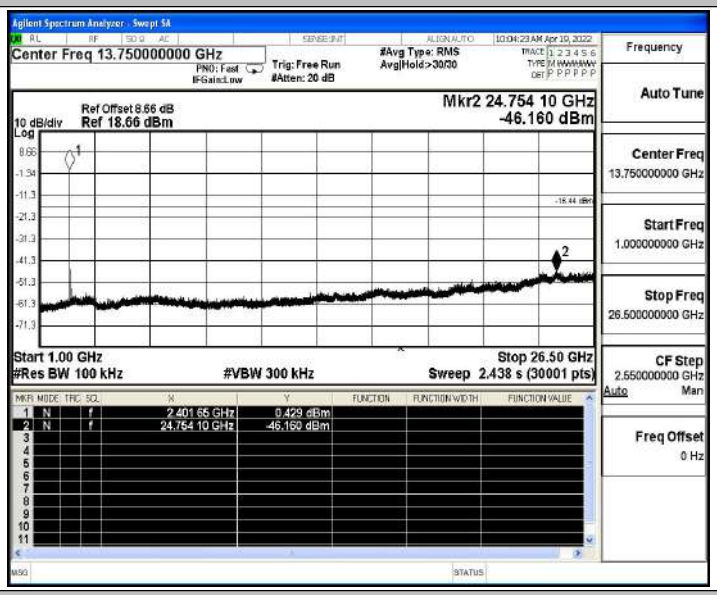

2DH5_Ant1_2441_0~Reference

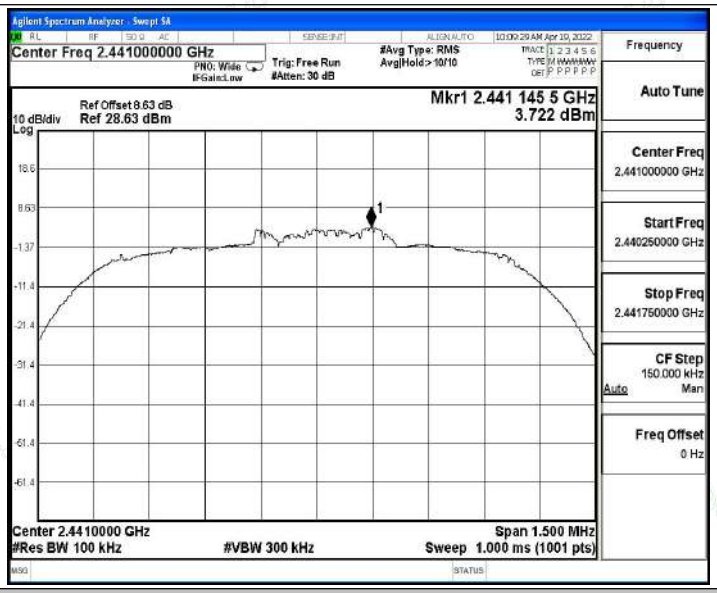

2DH5_Ant1_2441_30~1000

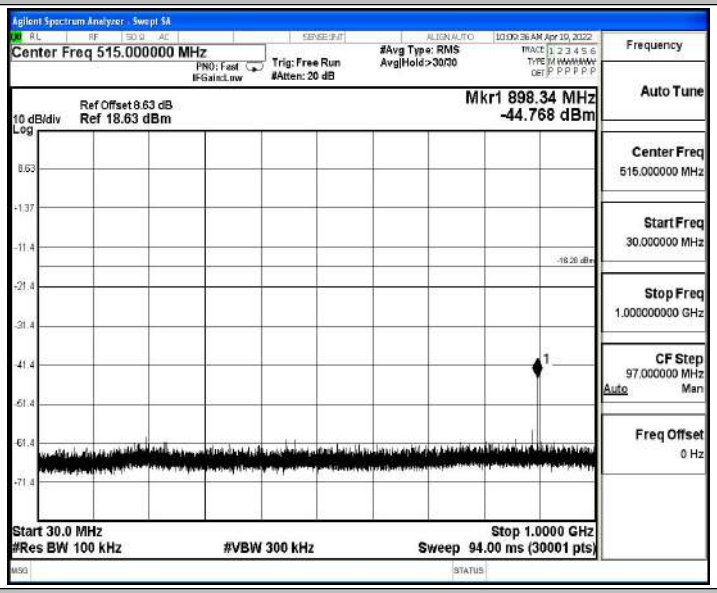

2DH5_Ant1_2441_1000~26500

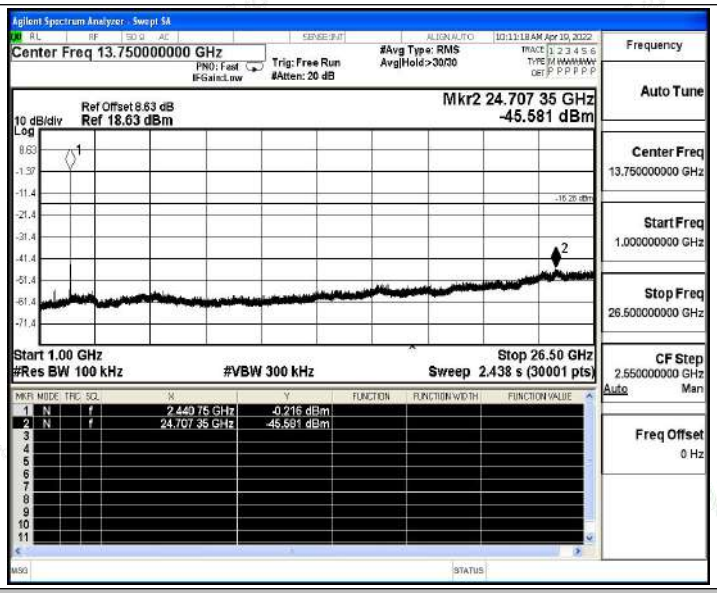

2DH5_Ant1_2480_0~Reference

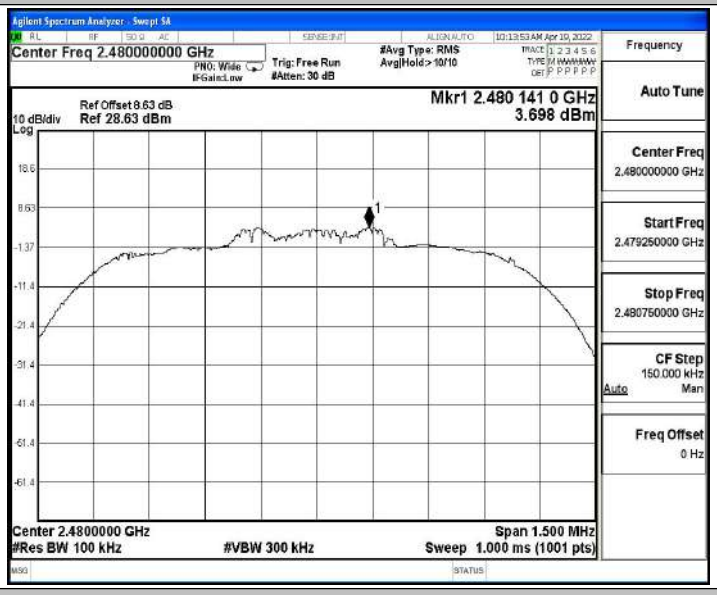

2DH5_Ant1_2480_30~1000

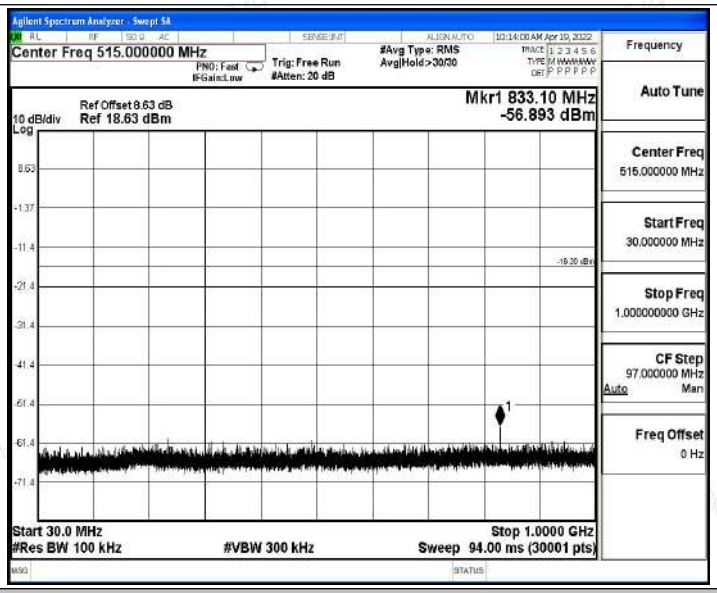

2DH5_Ant1_2480_1000~26500

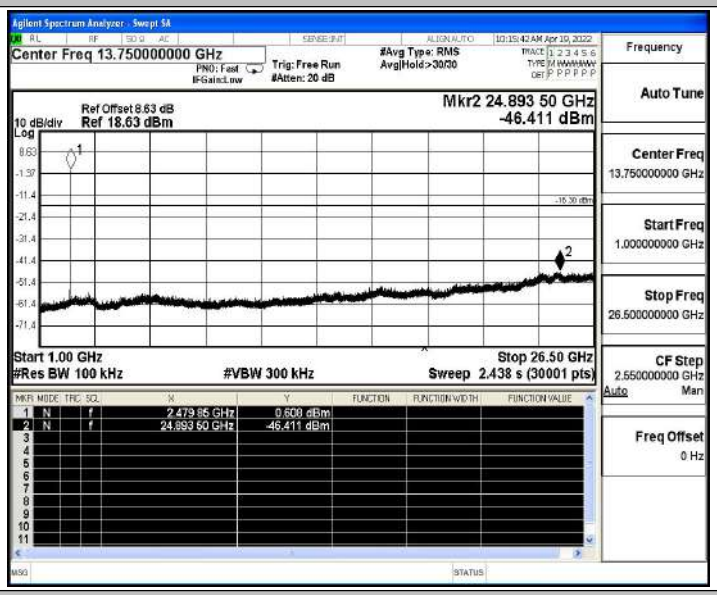

3DH5_Ant1_2402_0~Reference

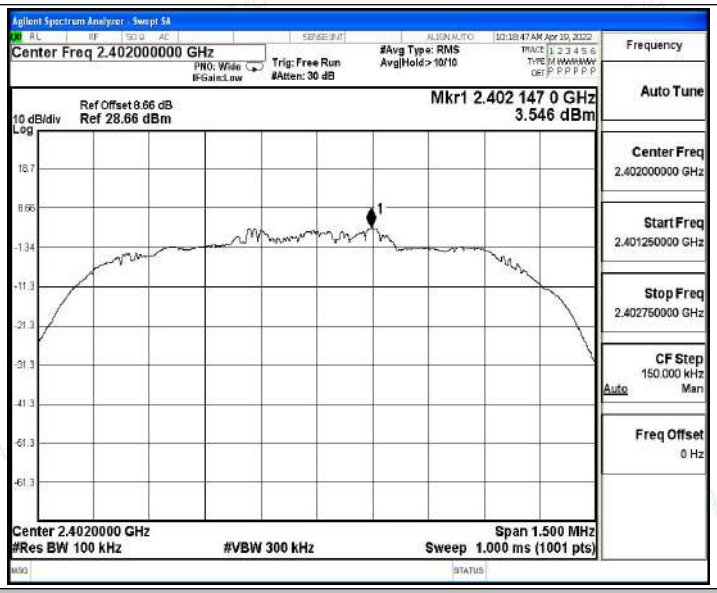

3DH5_Ant1_2402_30~1000

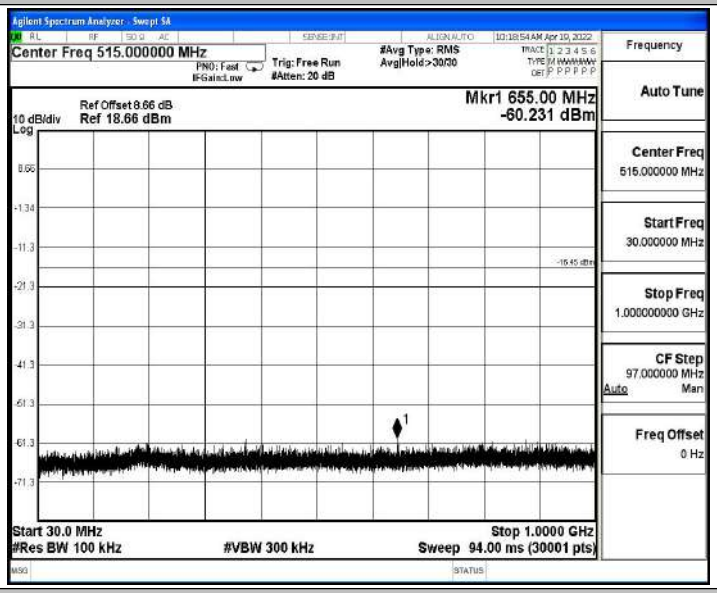

3DH5_Ant1_2402_1000~26500

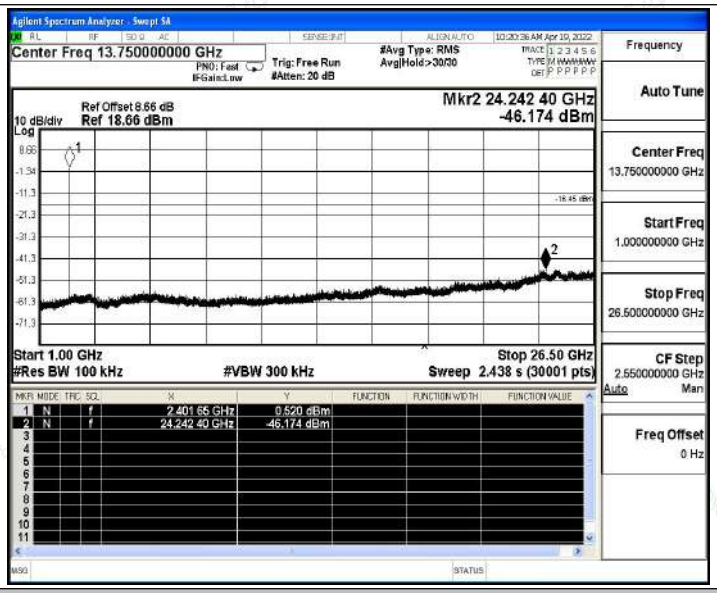

3DH5_Ant1_2441_0~Reference

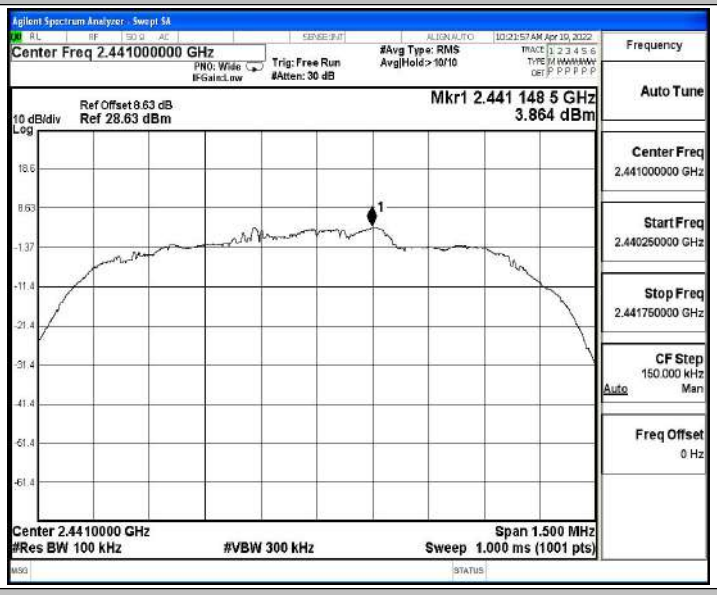

3DH5_Ant1_2441_30~1000

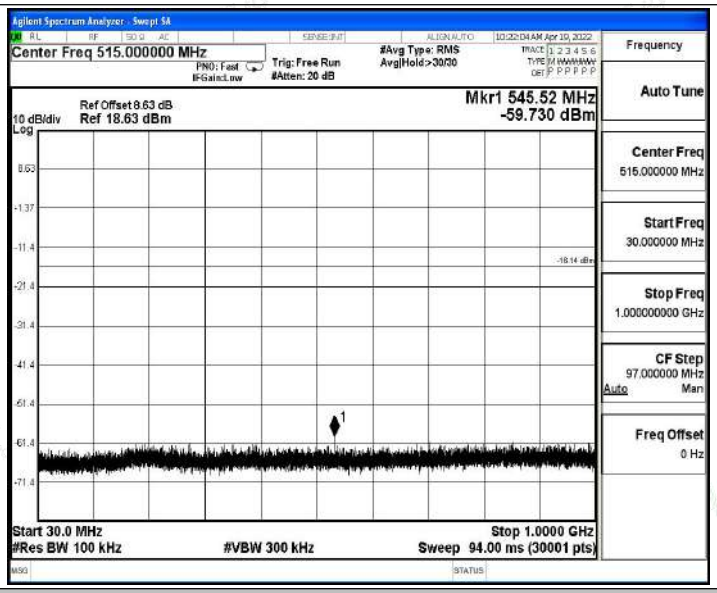

3DH5_Ant1_2441_1000~26500

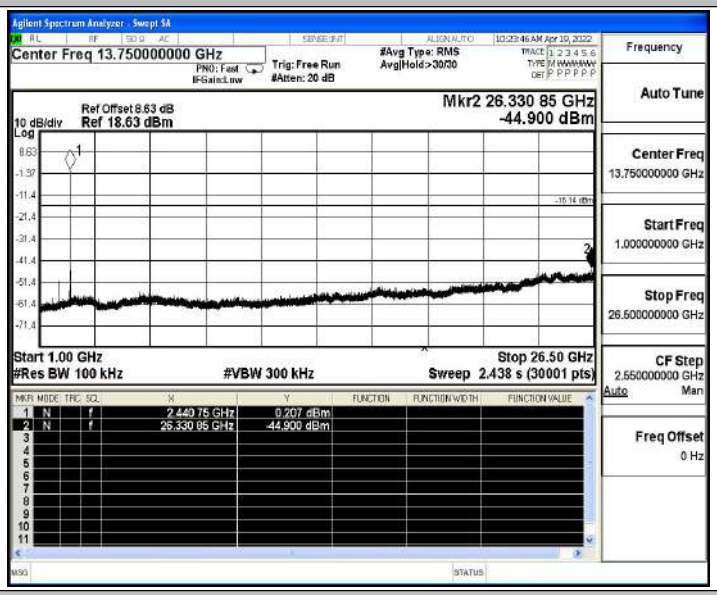

3DH5_Ant1_2480_0~Reference

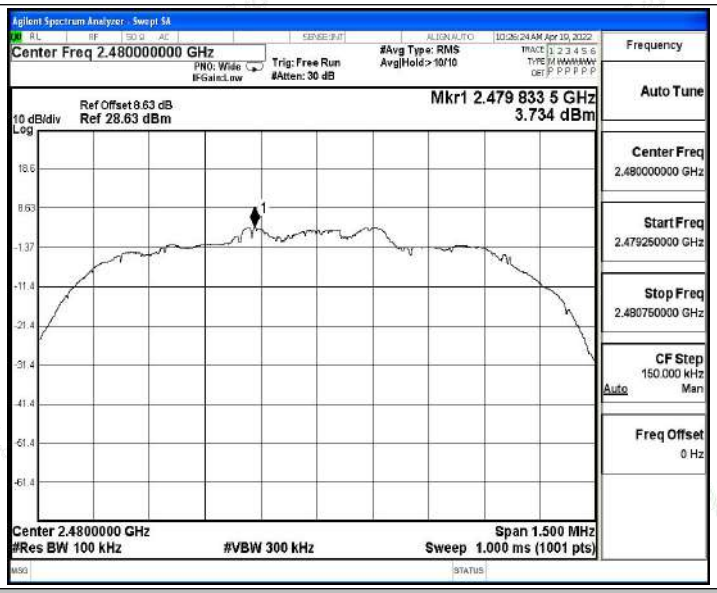

3DH5_Ant1_2480_30~1000

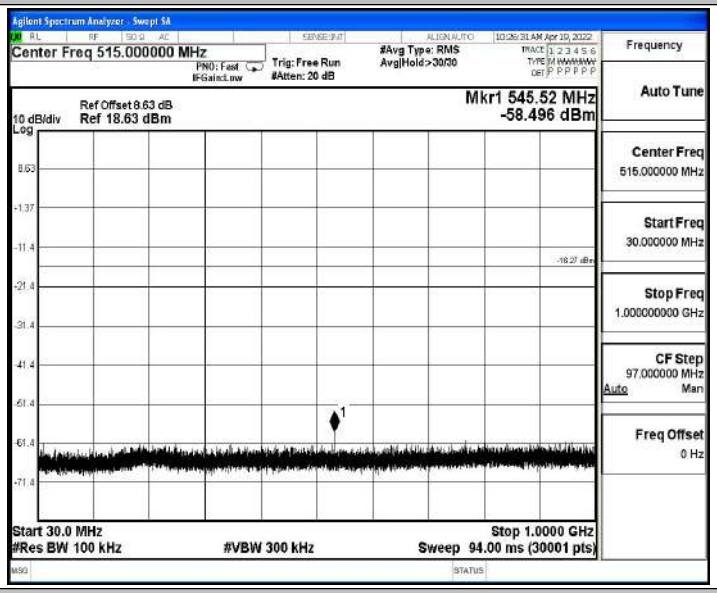

3DH5_Ant1_2480_1000~26500

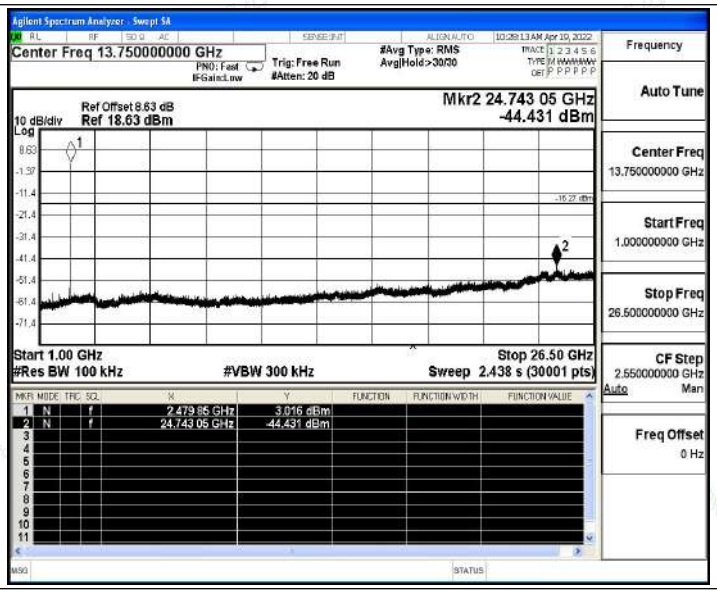
Agilent Spectrum Analyzer - Swept SA
Center Freq 13.750000000 GHz
Trig: Free Run
#Atten: 20 dB
#Avg Type: RMS
Avg|Hold:>30/30
Ref Offset 8.63 dB
10 dB/div Ref 18.63 dBm
Mkr2 24.743 05 GHz
-44.431 dBm
Start 1.00 GHz
#Res BW 100 kHz
#VBW 300 kHz
Stop 26.50 GHz
Sweep 2.438 s (30001 pts)
1 N f 2.479 85 GHz 3.016 dBm
2 N f 24.743 05 GHz -44.431 dBm
Frequency
Auto Tune
Center Freq 13.750000000 GHz
Start Freq 1.000000000 GHz
Stop Freq 26.500000000 GHz
CF Step 2.550000000 GHz
Auto Man
Freq Offset 0 Hz

A.9 Emissions in Restricted Bands

Test Result

TestMode	Antenna	ChName	Channel	Detector	Freq. [MHz]	Result [dBm]	Limit [dBm]	Result [dBuV/m]	Limit [dBuV/m]	Verdict
DH5	Ant1	Low	2402	AV	2310.000	-48.29	≤-41.20	46.91	≤54	PASS
				AV	2389.460	-47.78	≤-41.20	47.42	≤54	PASS
				AV	2390.000	-47.96	≤-41.20	47.24	≤54	PASS
				Peak	2310.000	-39	≤-21.20	56.20	≤74	PASS
				Peak	2374.760	-36.59	≤-21.20	58.61	≤74	PASS
				Peak	2390.000	-38.79	≤-21.20	56.41	≤74	PASS
		High	2480	AV	2483.500	-46.93	≤-41.20	48.27	≤54	PASS
				AV	2483.520	-46.93	≤-41.20	48.27	≤54	PASS
				AV	2500.000	-47.25	≤-41.20	47.95	≤54	PASS
				Peak	2483.500	-38.18	≤-21.20	57.02	≤74	PASS
				Peak	2489.600	-35.92	≤-21.20	59.28	≤74	PASS
				Peak	2500.000	-37.66	≤-21.20	57.54	≤74	PASS
		Low	Hop_2402	Peak	2310.000	-39.86	≤-21.20	55.34	≤74	PASS
				Peak	2337.170	-37.2	≤-21.20	58.00	≤74	PASS
				Peak	2390.000	-39.32	≤-21.20	55.88	≤74	PASS
		High	Hop_2480	Peak	2483.500	-38.4	≤-21.20	56.80	≤74	PASS
				Peak	2492.320	-36.1	≤-21.20	59.10	≤74	PASS
				Peak	2500.000	-37.48	≤-21.20	57.72	≤74	PASS
2DH5	Ant1	Low	2402	AV	2310.000	-48.33	≤-41.20	46.87	≤54	PASS
				AV	2383.580	-47.78	≤-41.20	47.42	≤54	PASS
				AV	2390.000	-47.92	≤-41.20	47.28	≤54	PASS
				Peak	2310.000	-38.94	≤-21.20	56.26	≤74	PASS
				Peak	2335.280	-36.86	≤-21.20	58.34	≤74	PASS
				Peak	2390.000	-38.69	≤-21.20	56.51	≤74	PASS
		High	2480	AV	2483.500	-46.85	≤-41.20	48.35	≤54	PASS
				AV	2483.520	-46.85	≤-41.20	48.35	≤54	PASS
				AV	2500.000	-47.31	≤-41.20	47.89	≤54	PASS
				Peak	2483.500	-37.45	≤-21.20	57.75	≤74	PASS
				Peak	2483.760	-36.46	≤-21.20	58.74	≤74	PASS
				Peak	2500.000	-36.68	≤-21.20	58.52	≤74	PASS
		Low	Hop_2402	Peak	2310.000	-38.91	≤-21.20	56.29	≤74	PASS
				Peak	2388.935	-36.6	≤-21.20	58.60	≤74	PASS
				Peak	2390.000	-38.56	≤-21.20	56.64	≤74	PASS
		High	Hop_2480	Peak	2483.500	-38.81	≤-21.20	56.39	≤74	PASS
				Peak	2492.400	-35.98	≤-21.20	59.22	≤74	PASS

				Peak	2500.000	-37.99	≤-21.20	57.21	≤74	PASS
3DH5	Ant1	Low	2402	AV	2310.000	-48.26	≤-41.20	46.94	≤54	PASS
				AV	2389.880	-47.77	≤-41.20	47.43	≤54	PASS
				AV	2390.000	-47.92	≤-41.20	47.28	≤54	PASS
				Peak	2310.000	-39.47	≤-21.20	55.73	≤74	PASS
				Peak	2389.040	-36.63	≤-21.20	58.57	≤74	PASS
				Peak	2390.000	-38.05	≤-21.20	57.15	≤74	PASS
		High	2480	AV	2483.500	-46.67	≤-41.20	48.53	≤54	PASS
				AV	2483.520	-46.67	≤-41.20	48.53	≤54	PASS
				AV	2500.000	-47.38	≤-41.20	47.82	≤54	PASS
				Peak	2483.500	-38.4	≤-21.20	56.80	≤74	PASS
				Peak	2492.400	-36.14	≤-21.20	59.06	≤74	PASS
				Peak	2500.000	-37.34	≤-21.20	57.86	≤74	PASS
		Low	Hop_2402	Peak	2310.000	-39.3	≤-21.20	55.90	≤74	PASS
				Peak	2356.595	-36.61	≤-21.20	58.59	≤74	PASS
				Peak	2390.000	-39.18	≤-21.20	56.02	≤74	PASS
		High	Hop_2480	Peak	2483.500	-37.78	≤-21.20	57.42	≤74	PASS
				Peak	2497.360	-36.13	≤-21.20	59.07	≤74	PASS
				Peak	2500.000	-37.29	≤-21.20	57.91	≤74	PASS

Note:

1. The Antenna Gain is compensated in the graph.
2. The limit in dBm for average detector is conversion from 54dBuV/m, according to 15.209(a). The limit in dBm for peak detector is 20dB above the limit of average detector in dBm.

Test Graphs

DH5_Ant1_Low_2402_AV

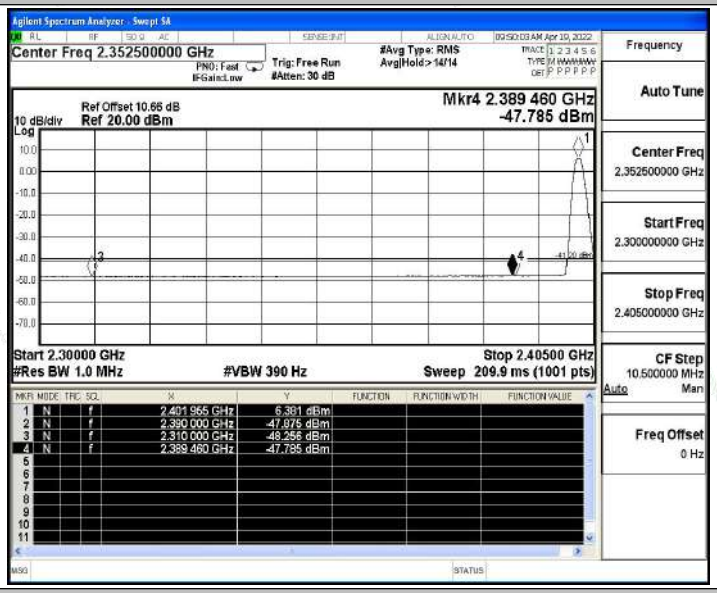

DH5_Ant1_Low_2402_Peak

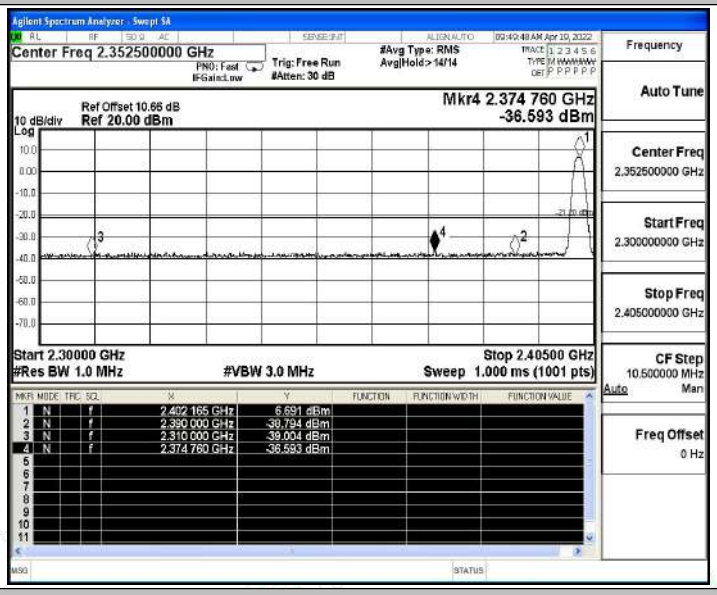

DH5_Ant1_High_2480_AV

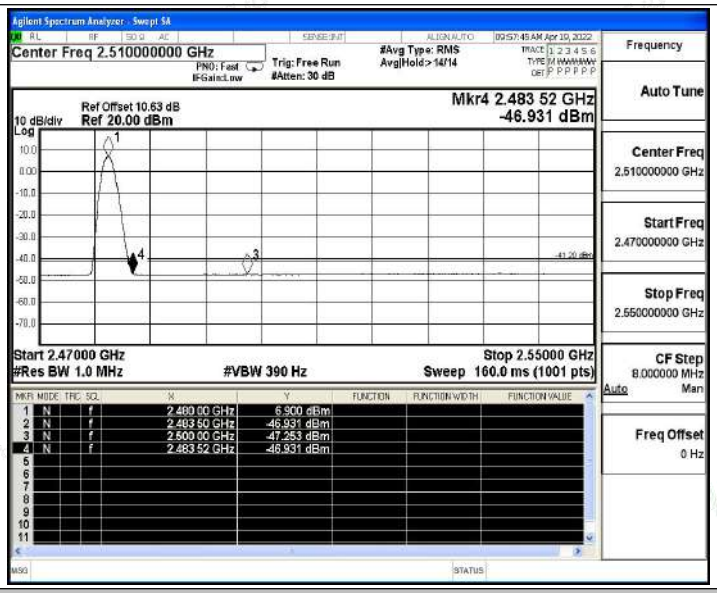

DH5_Ant1_High_2480_Peak

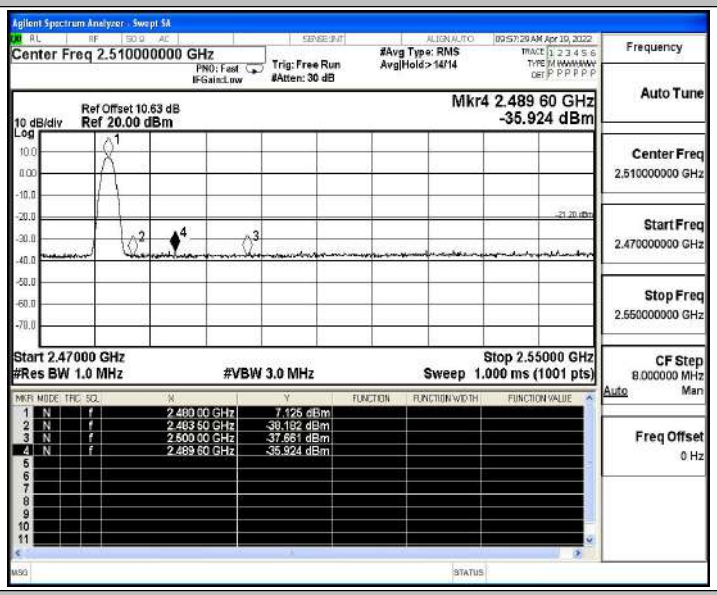

DH5_Ant1_Low_Hop_2402_Peak

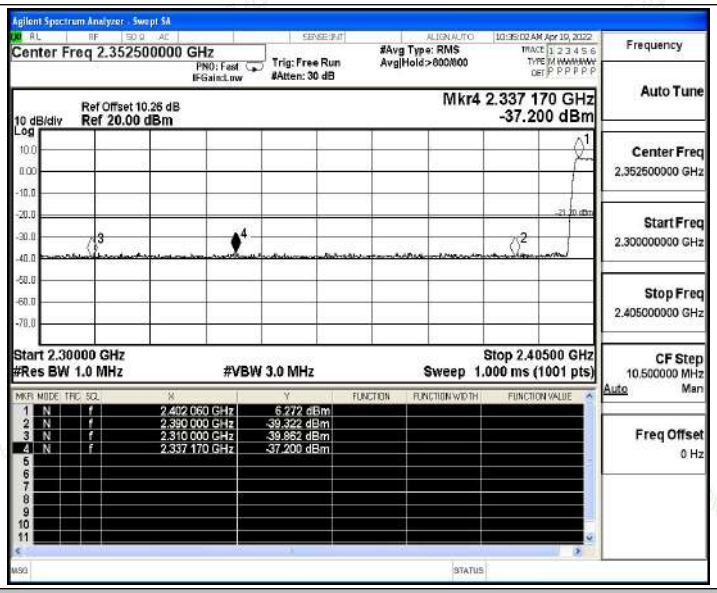

DH5_Ant1_High_Hop_2480_Peak

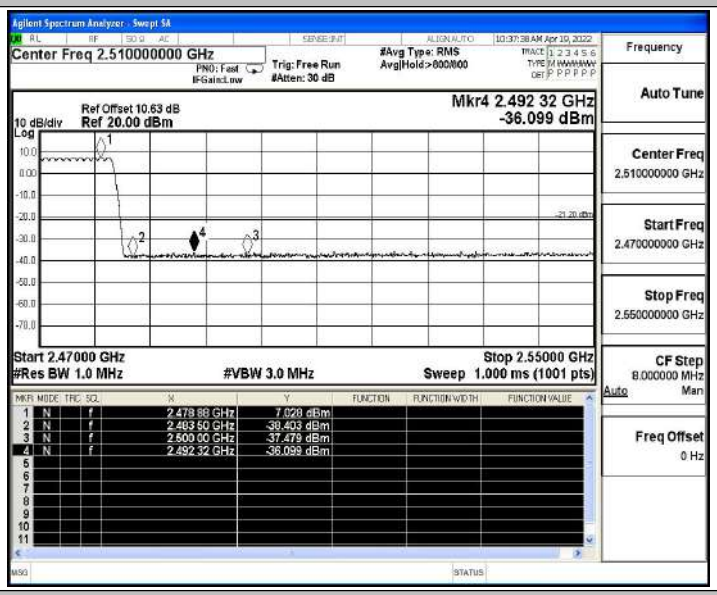

2DH5_Ant1_Low_2402_AV

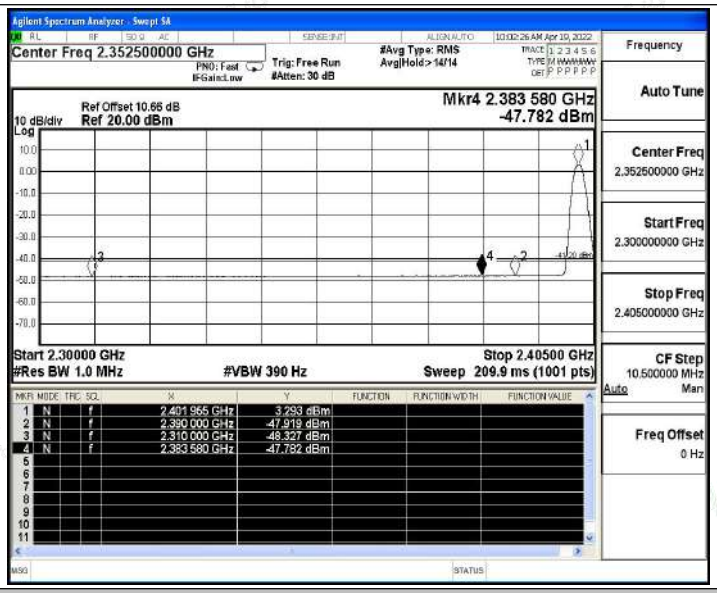

2DH5_Ant1_Low_2402_Peak

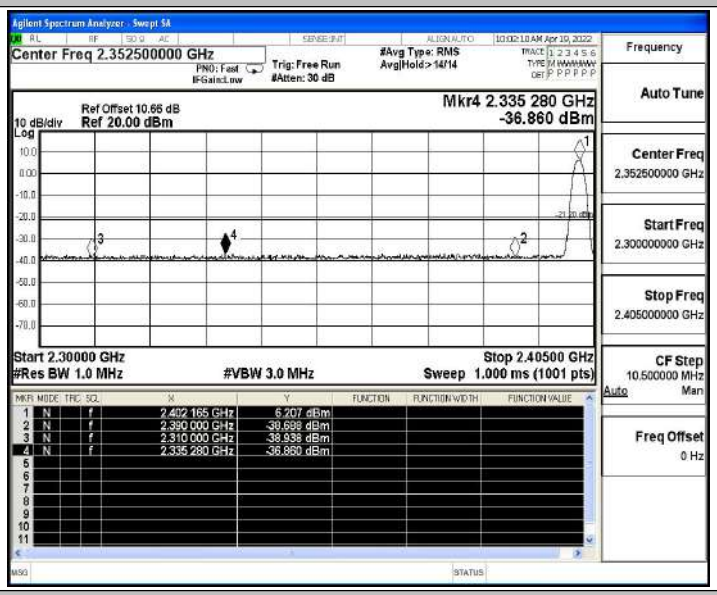

2DH5_Ant1_High_2480_AV

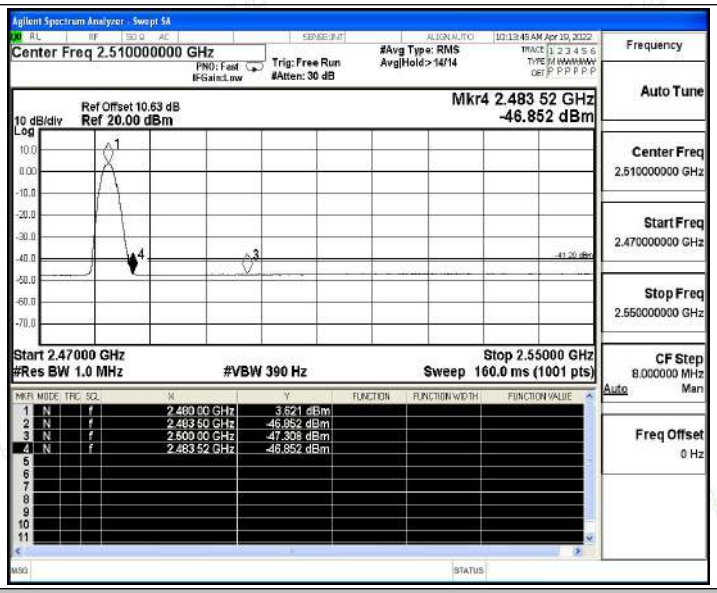

2DH5_Ant1_High_2480_Peak

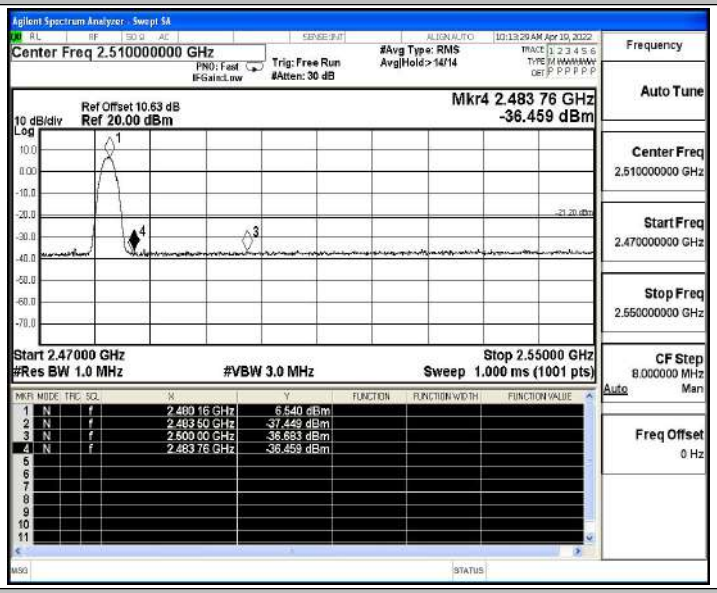

2DH5_Ant1_Low_Hop_2402_Peak

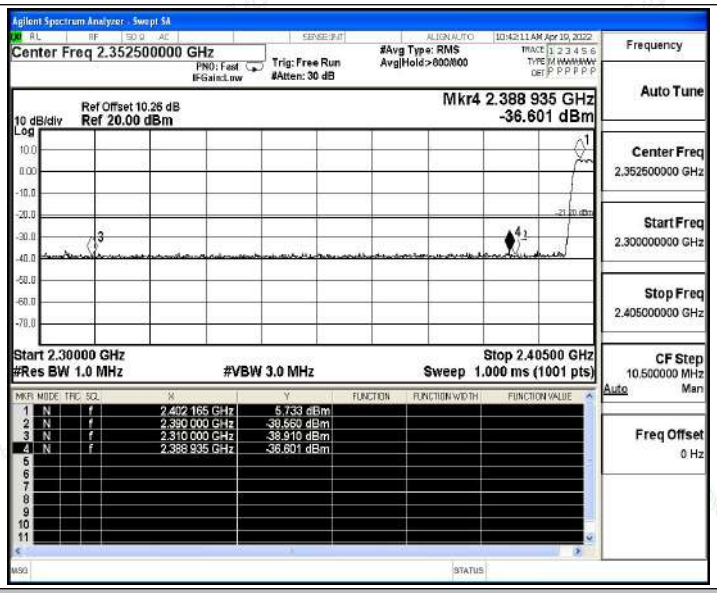

2DH5_Ant1_High_Hop_2480_Peak

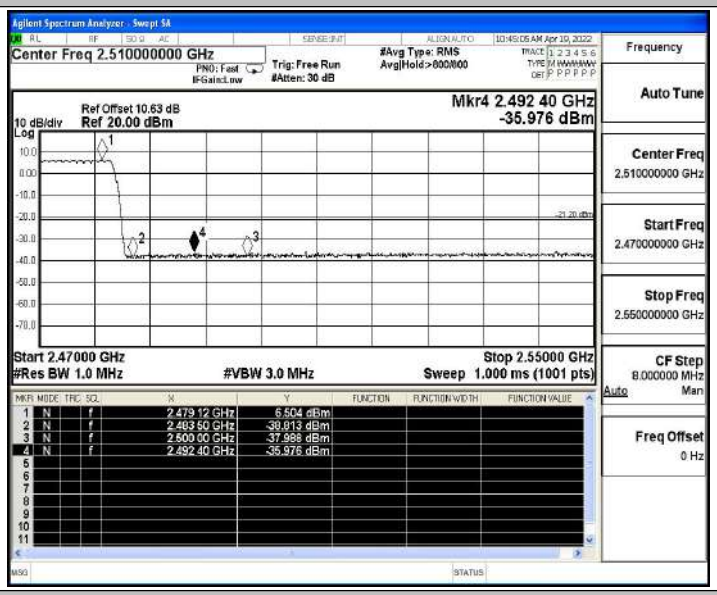

3DH5_Ant1_Low_2402_AV

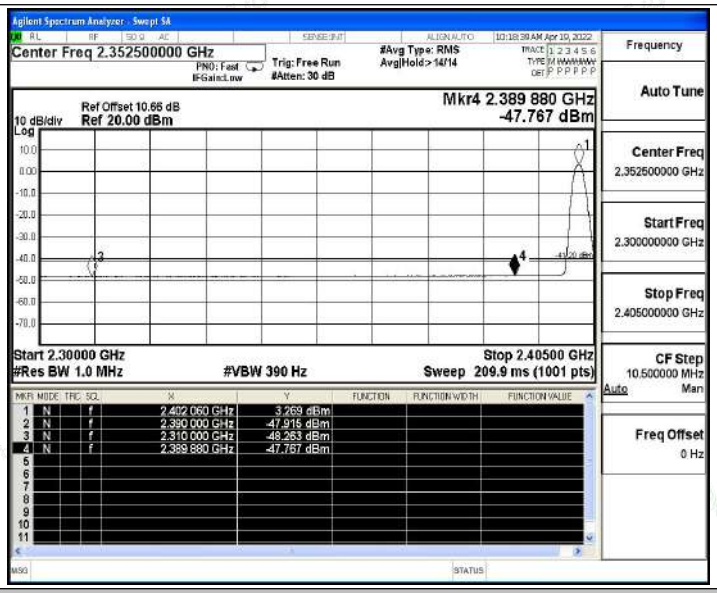

3DH5_Ant1_Low_2402_Peak

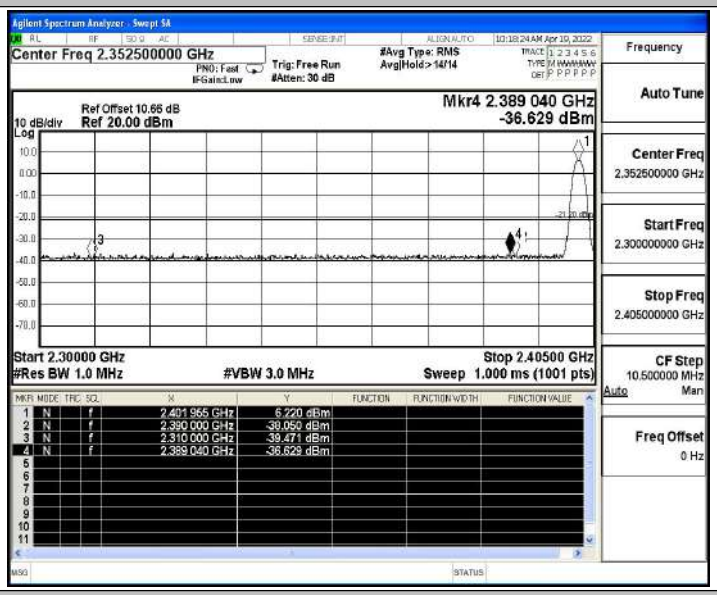

3DH5_Ant1_High_2480_AV

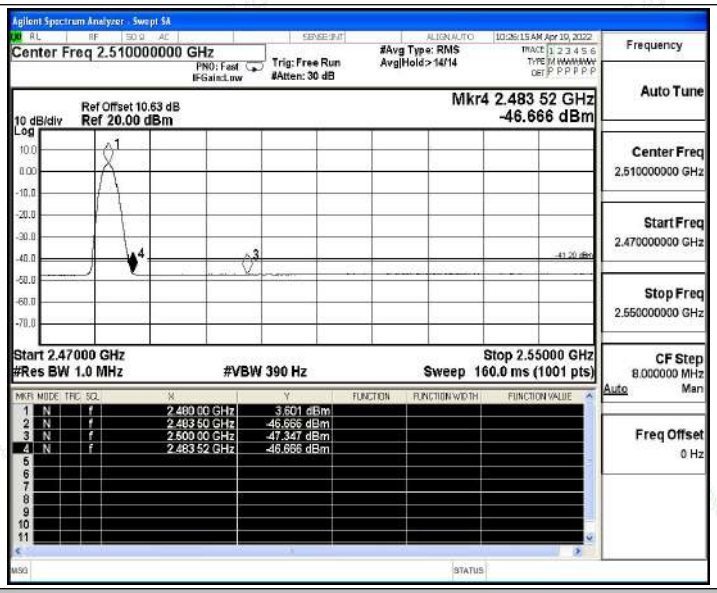

3DH5_Ant1_High_2480_Peak

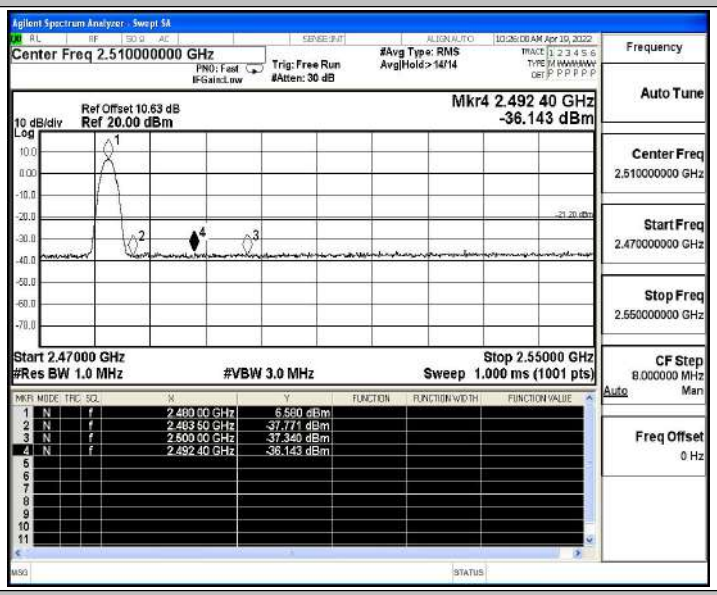

3DH5_Ant1_Low_Hop_2402_Peak

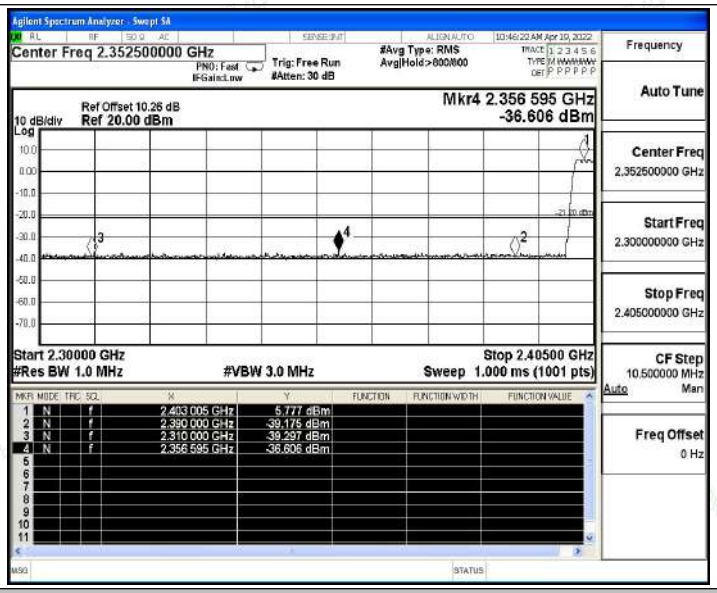
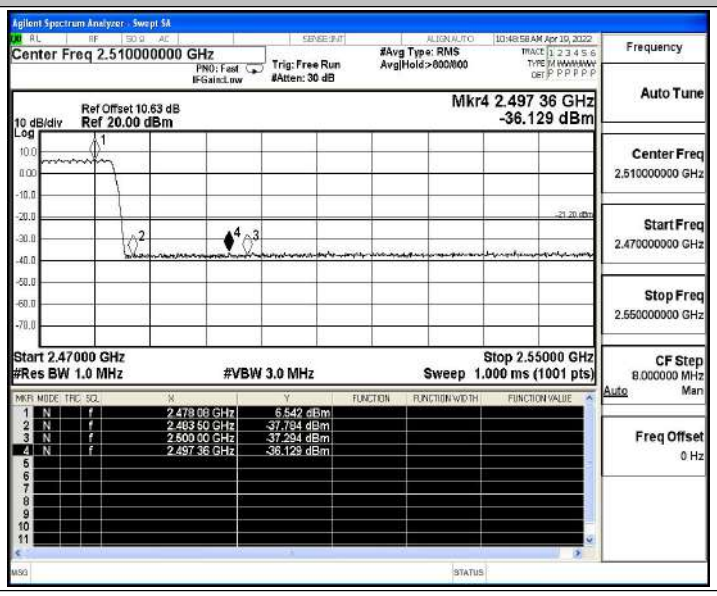
3DH5_Ant1_High_Hop_2480_Peak