11B_Ant1_2462

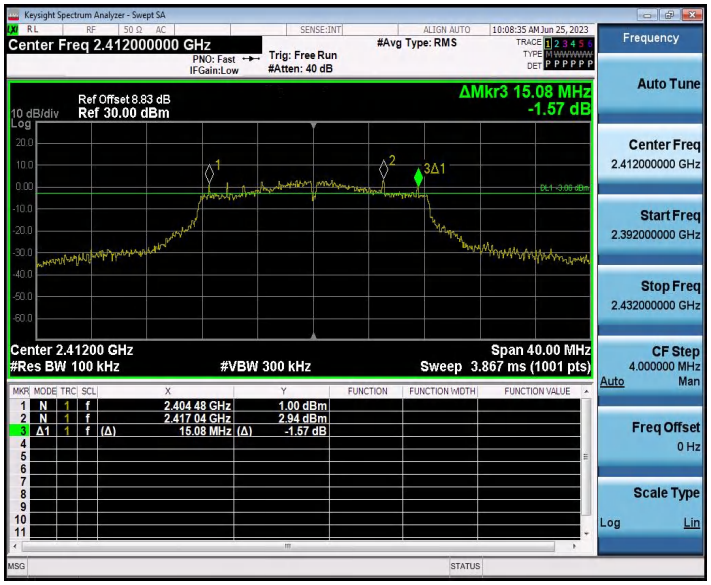

11G_Ant1_2412

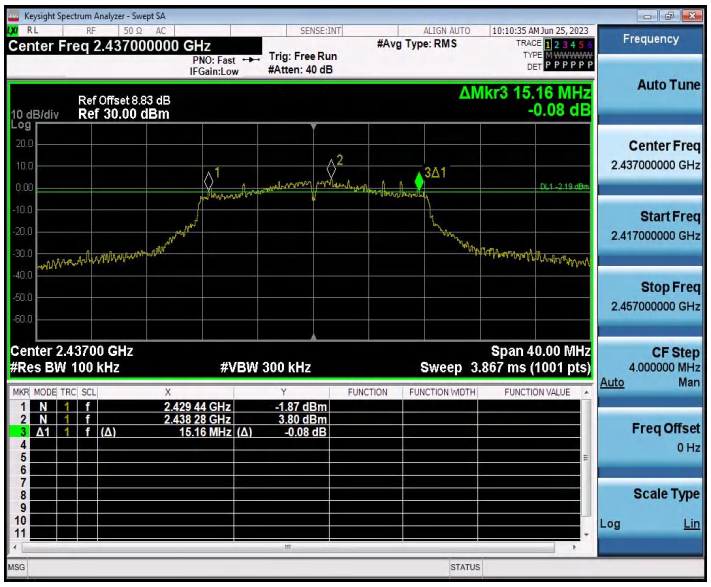

11G_Ant1_2437

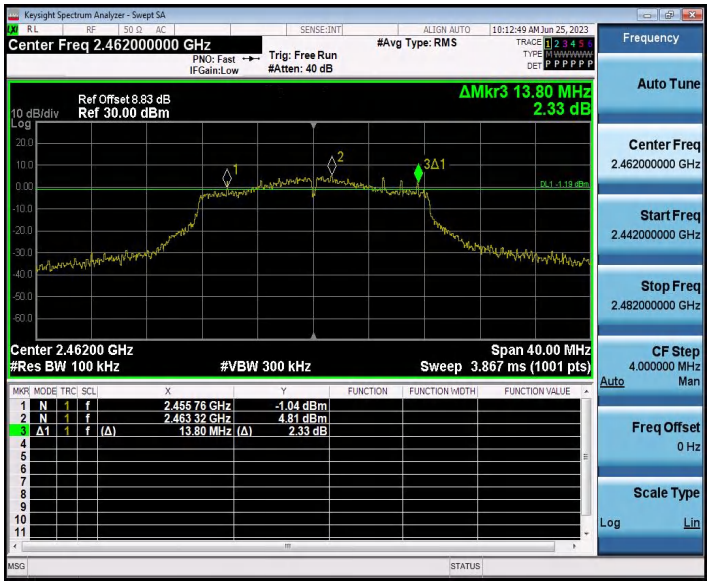

11G_Ant1_2462

11N20SISO_Ant1_2412

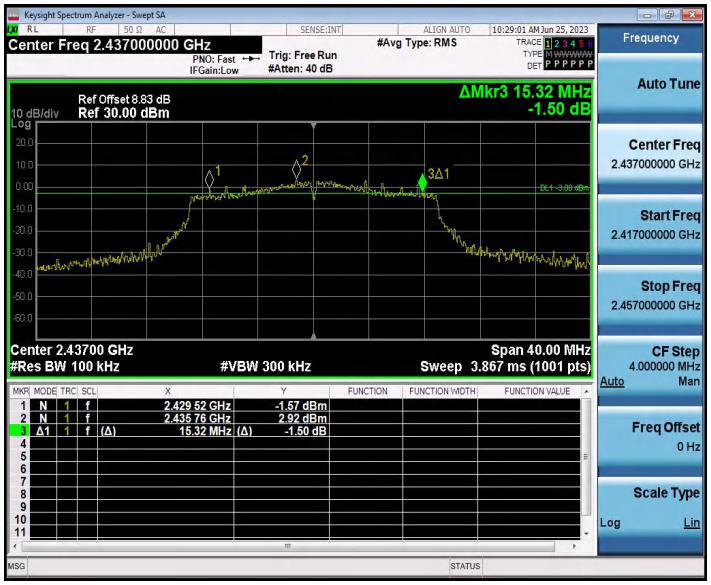

11N20SISO_Ant1_2437

11N20SISO_Ant1_2462

Appendix B: Occupied Channel Bandwidth

Test Result

TestMode	Antenna	Channel	OCB [MHz]	FL[MHz]	FH[MHz]	Limit[MHz]	Verdict
11B	Ant1	2412	12.201	2405.9534	2418.1544	---	---
		2437	11.900	2431.1064	2443.0064	---	---
		2462	11.955	2456.0774	2468.0324	---	---
11G	Ant1	2412	17.242	2403.4545	2420.6965	---	---
		2437	17.235	2428.4487	2445.6837	---	---
		2462	16.980	2453.6089	2470.5889	---	---
11N20SISO	Ant1	2412	18.176	2402.9906	2421.1666	---	---
		2437	18.175	2428.0296	2446.2046	---	---
		2462	18.009	2453.1213	2471.1303	---	---

Test Graphs

11B_Ant1_2412

11B_Ant1_2437

11B_Ant1_2462

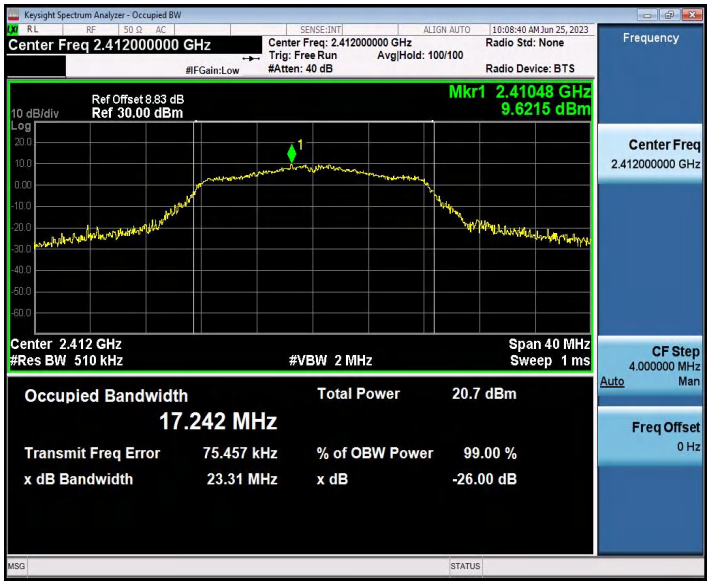

11G_Ant1_2412

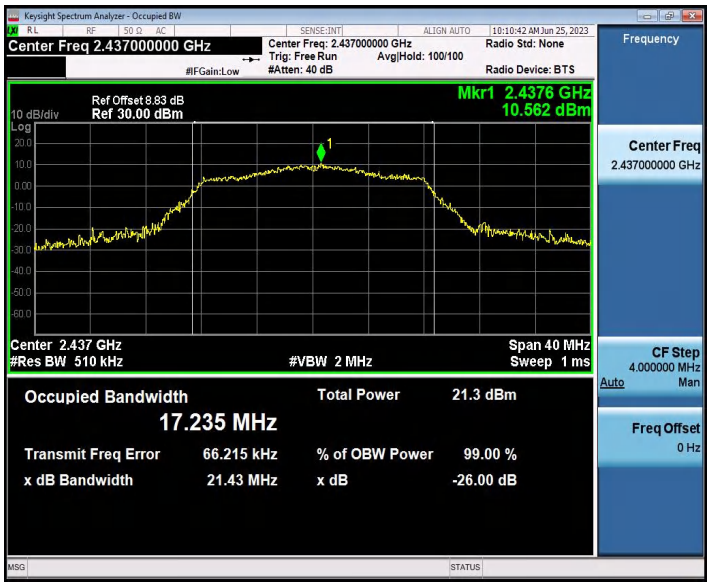

11G_Ant1_2437

11G_Ant1_2462

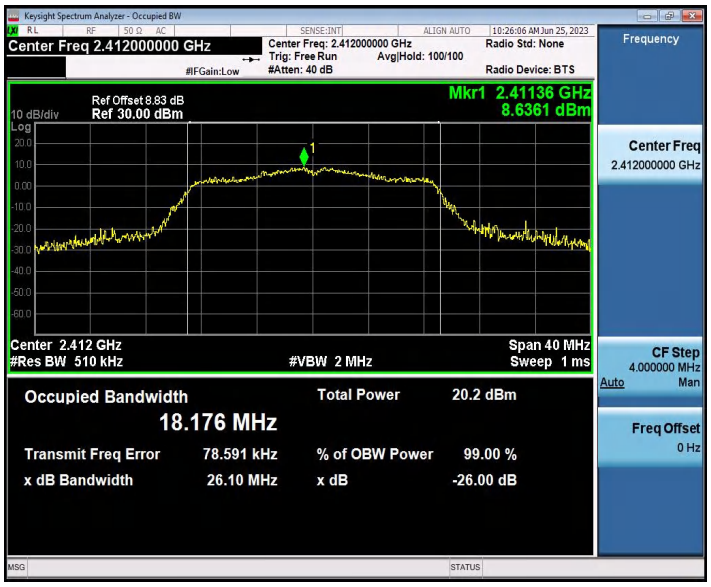

11N20SISO_Ant1_2412

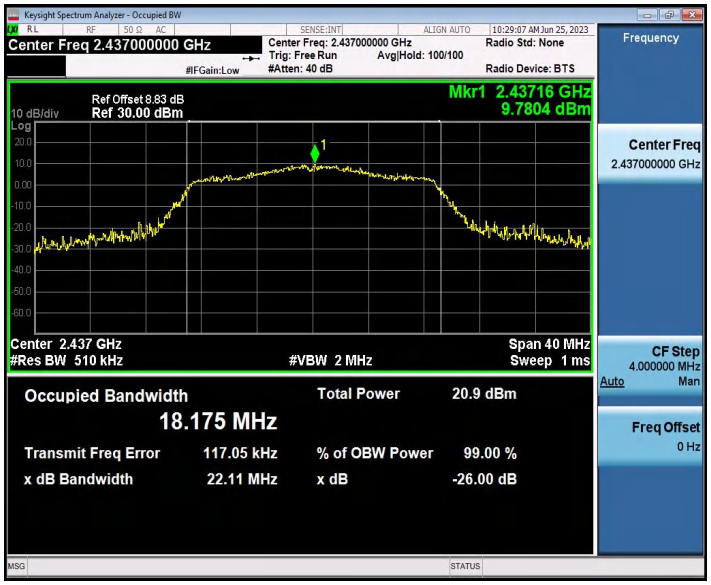

11N20SISO_Ant1_2437

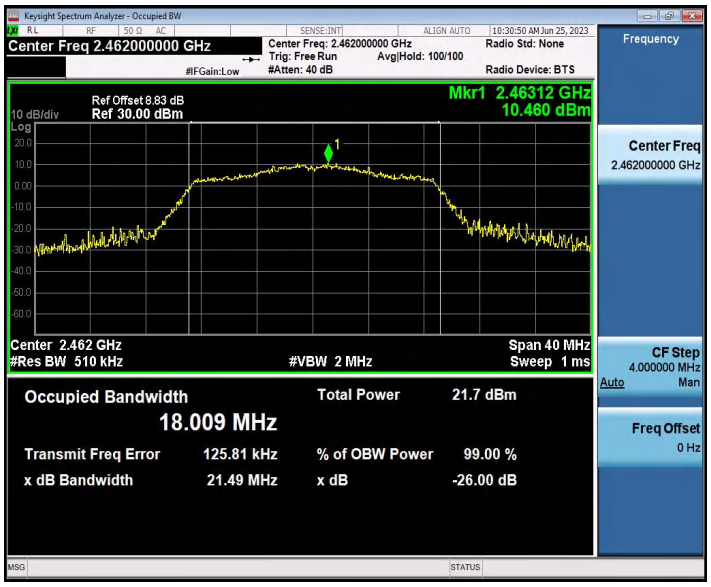

11N20SISO_Ant1_2462

Appendix C: Maximum conducted output power

Test Result

Test Mode	Antenna	Channel	Duty Cycle [%]	Duty Cycle Factor (dB)	Result [dBm]	Limit [dBm]	EIRP Result [dBm]	Limit [dBm]	Verdict
11B	Ant1	2412	98.83	-	16.13	≤30.00	18.13	36.02	PASS
		2437	98.83	-	14.98	≤30.00	16.98	36.02	PASS
		2462	98.83	-	15.49	≤30.00	17.49	36.02	PASS
11G	Ant1	2412	92.67	0.33	14.66	≤30.00	16.66	36.02	PASS
		2437	92.67	0.33	15.12	≤30.00	17.12	36.02	PASS
		2462	92.67	0.33	16.1	≤30.00	18.1	36.02	PASS
11N20SISO	Ant1	2412	92.2	0.35	14.06	≤30.00	16.06	36.02	PASS
		2437	92.2	0.35	14.66	≤30.00	16.66	36.02	PASS
		2462	92.2	0.35	15.58	≤30.00	17.58	36.02	PASS

Note：The Duty Cycle Factor is compensated in the graph.

Test Graphs

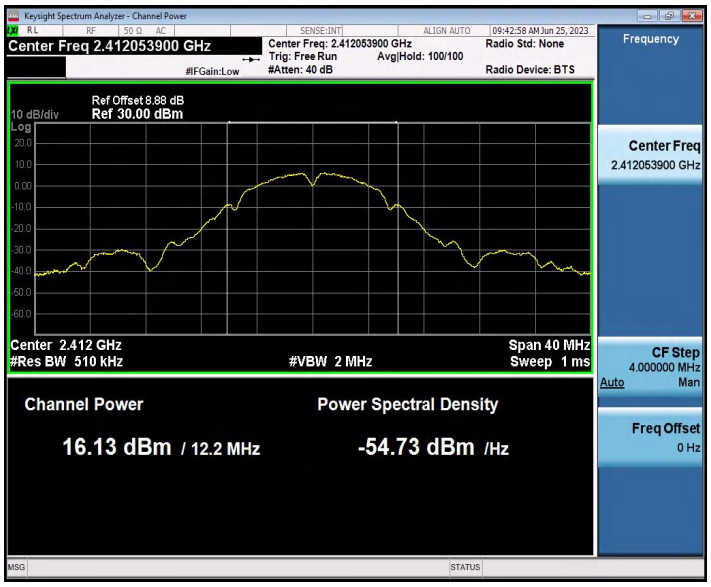

11B_Ant1_2412

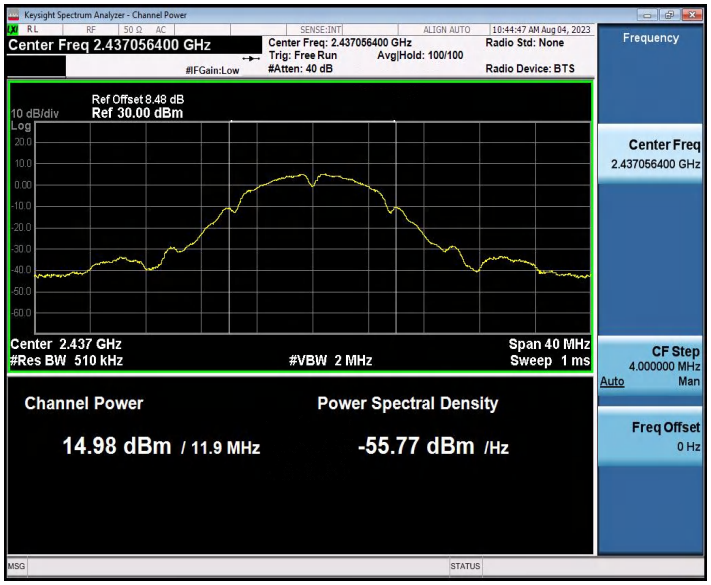

11B_Ant1_2437

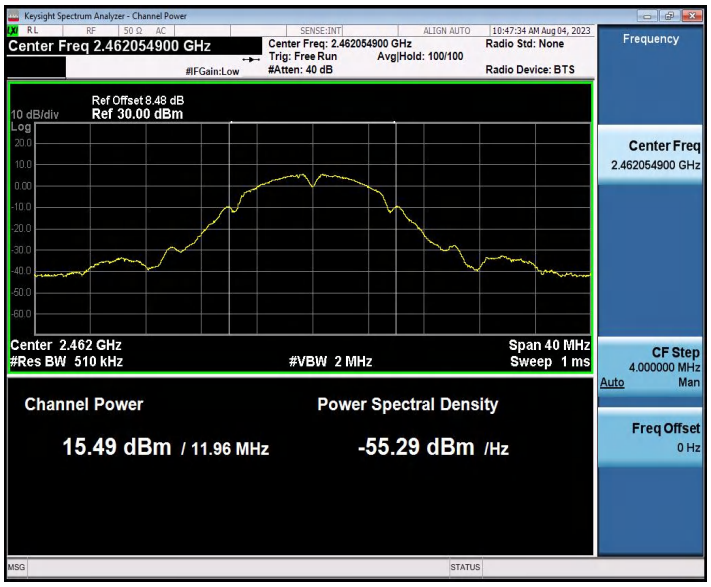

11B_Ant1_2462

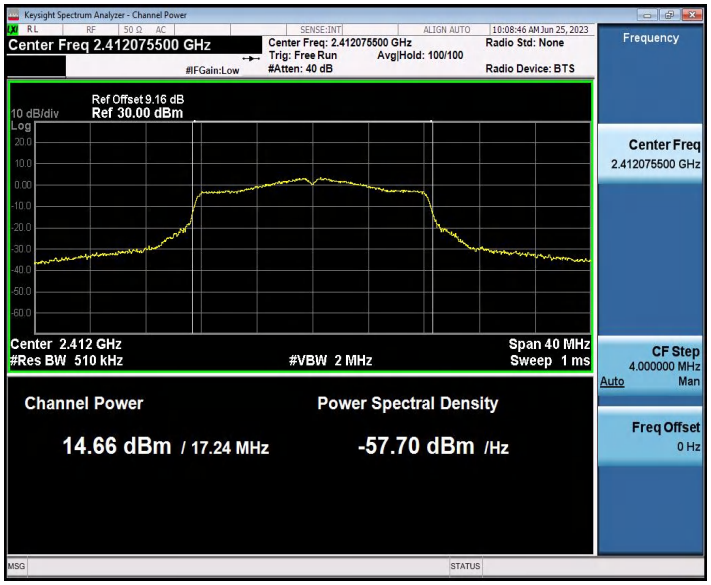

11G_Ant1_2412

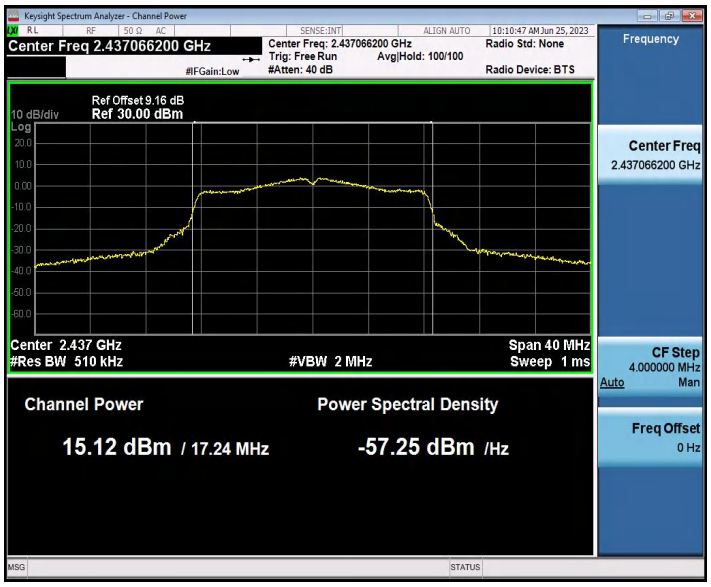

11G_Ant1_2437

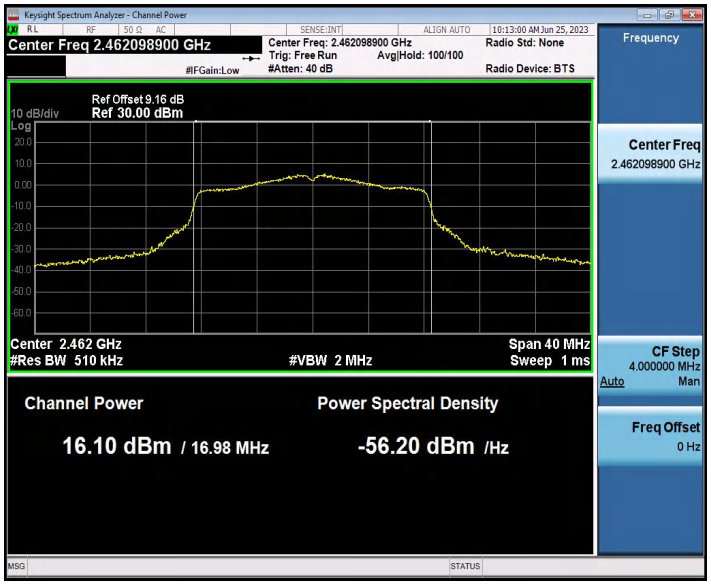

11G_Ant1_2462

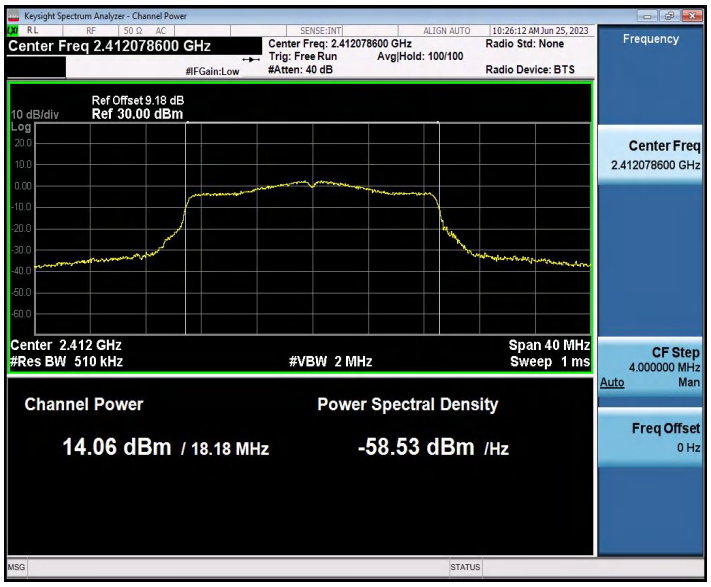

11N20SISO_Ant1_2412

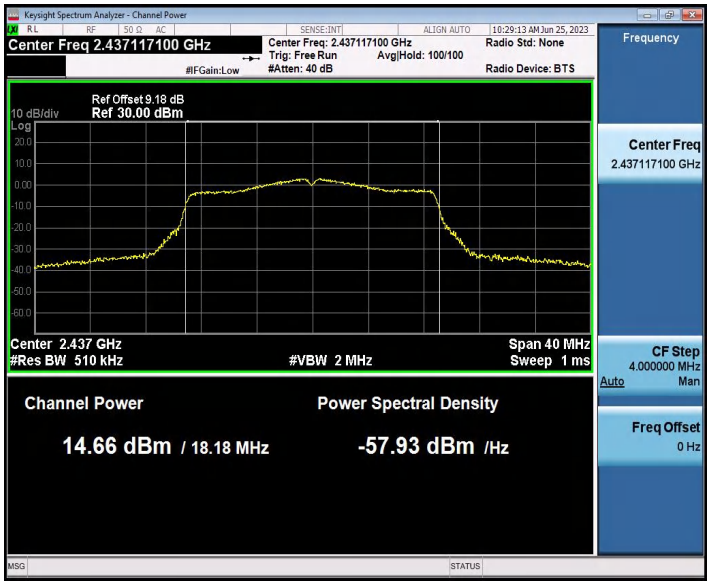

11N20SISO_Ant1_2437

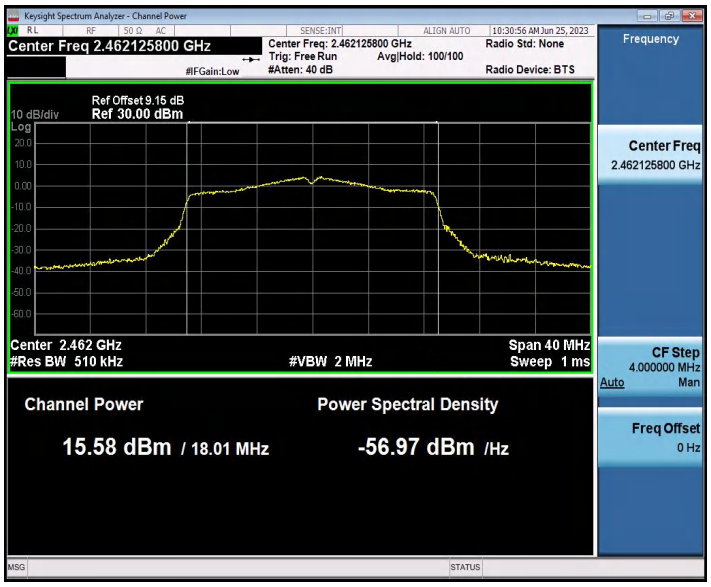

11N20SISO_Ant1_2462

Appendix D: Duty Cycle

Test Result

TestMode	Antenna	Channel	Transmission Duration [ms]	Transmission Period [ms]	Duty Cycle [%]	Limit	Verdict
11B	Ant1	2412	8.42	8.52	98.83	---	---
		2437	8.42	8.52	98.83	---	---
		2462	8.42	8.52	98.83	---	---
11G	Ant1	2412	1.39	1.50	92.67	---	---
		2437	1.39	1.50	92.67	---	---
		2462	1.39	1.50	92.67	---	---
11N20SISO	Ant1	2412	1.30	1.41	92.20	---	---
		2437	1.31	1.42	92.25	---	---
		2462	1.31	1.41	92.91	---	---

Test Graphs

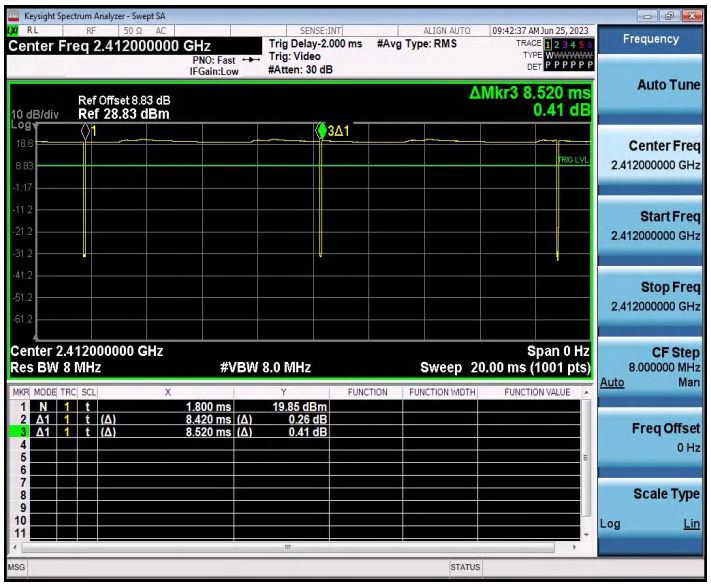

11B_Ant1_2412

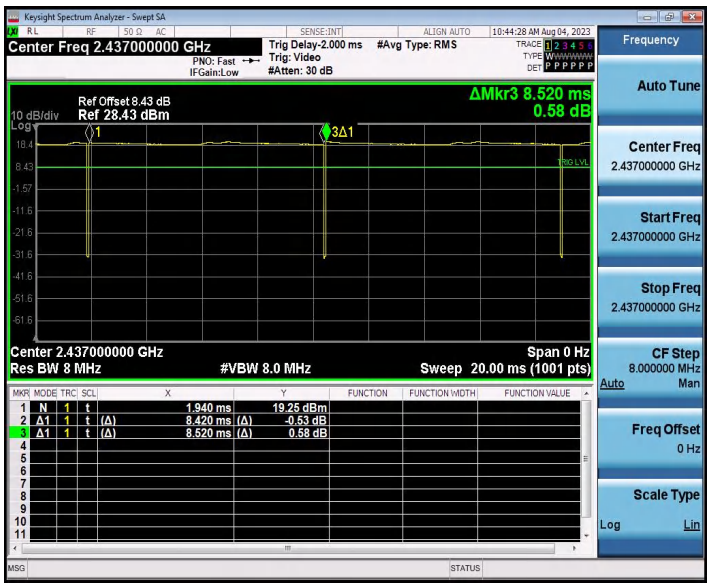

11B_Ant1_2437

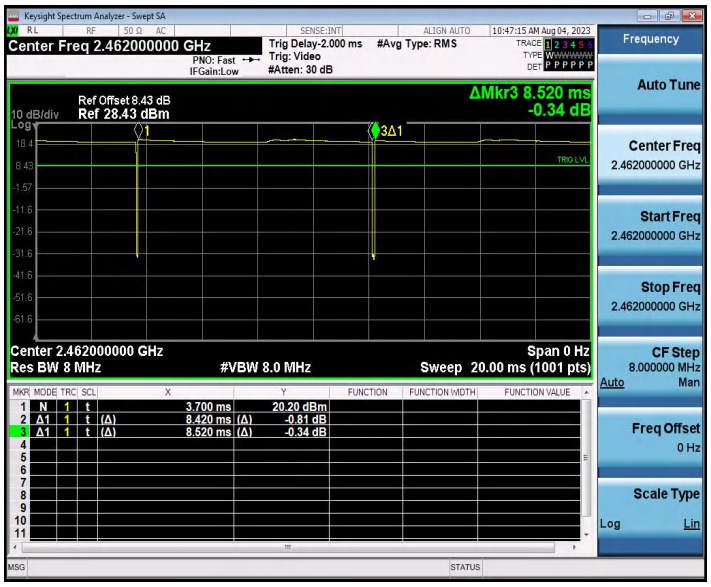

11B_Ant1_2462

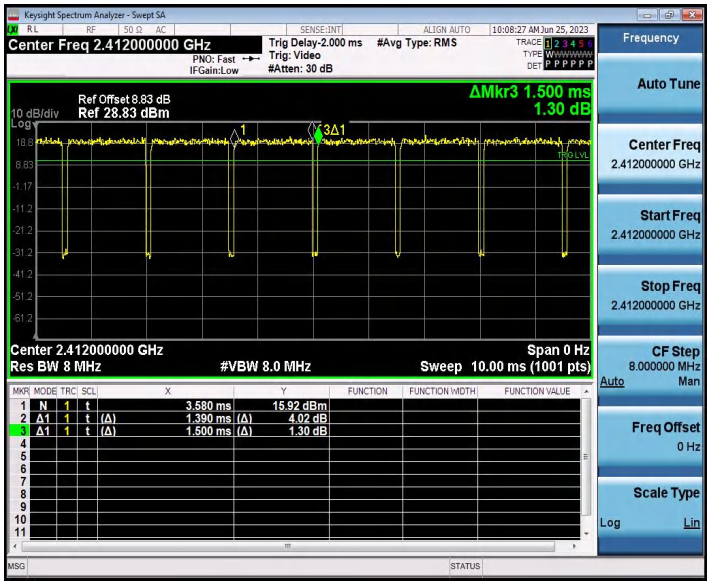

11G_Ant1_2412

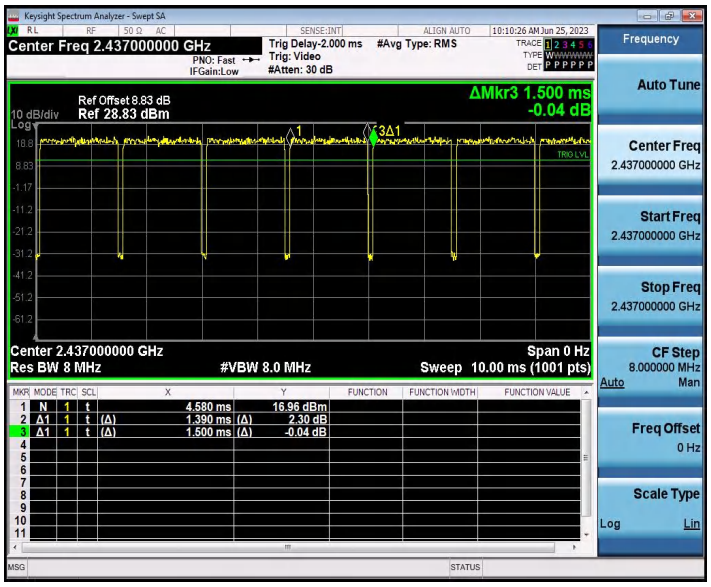

11G_Ant1_2437

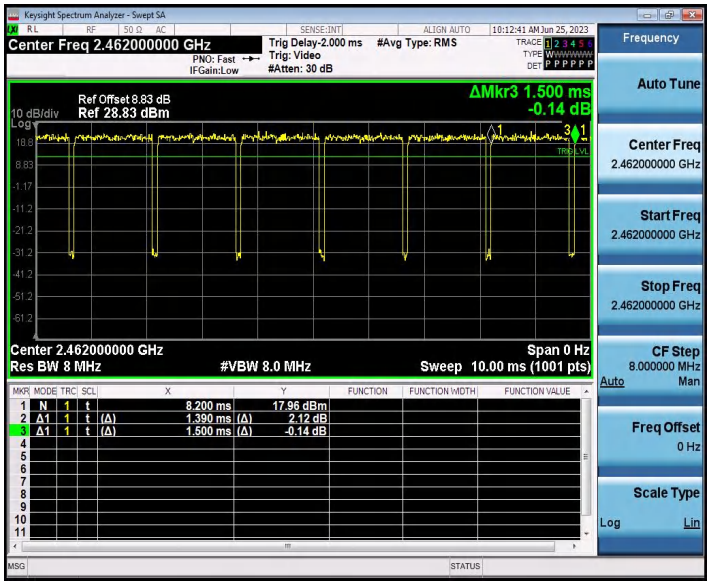

11G_Ant1_2462

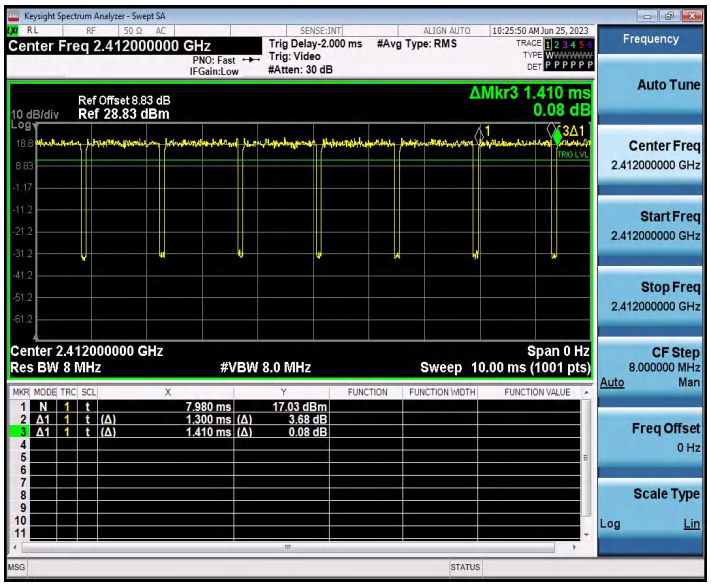

11N20SISO_Ant1_2412

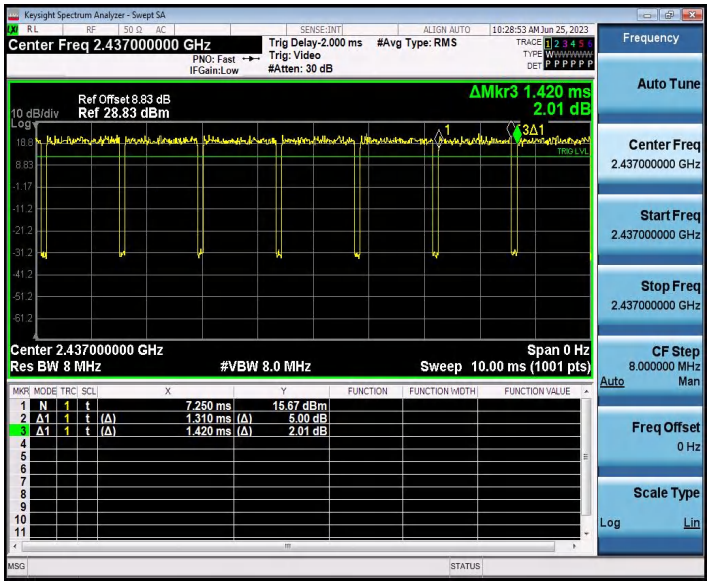

11N20SISO_Ant1_2437

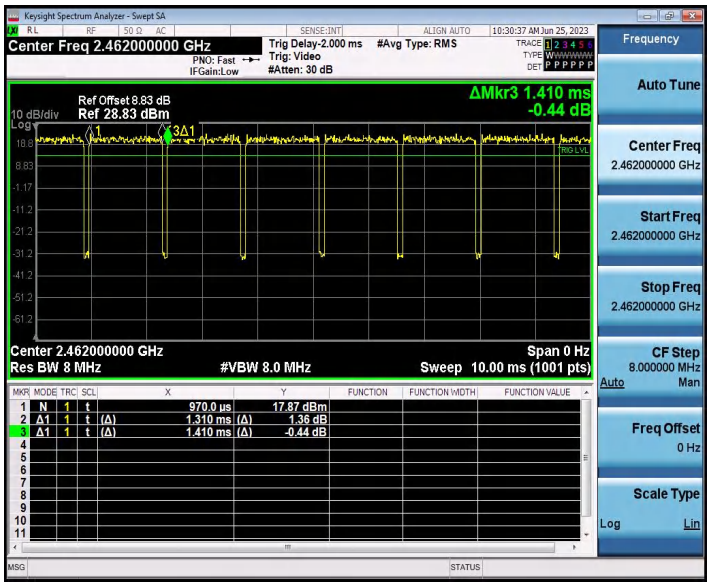

11N20SISO_Ant1_2462

Appendix E: Maximum power spectral density

Test Result

TestMode	Antenna	Channel	Duty Cycle [%]	Duty Cycle Factor(dB)	Result [dBm/30kHz]	Result [dBm/3kHz]	Limit [dBm/3kHz]	Verdict
11B	Ant1	2412	98.83	-	-5.13	-15.13	≤8.00	PASS
		2437	98.83	-	-4.35	-14.35	≤8.00	PASS
		2462	98.83	-	-4.55	-14.55	≤8.00	PASS
11G	Ant1	2412	92.67	0.33	-6.71	-16.71	≤8.00	PASS
		2437	92.67	0.33	-6.18	-16.18	≤8.00	PASS
		2462	92.67	0.33	-5.19	-15.19	≤8.00	PASS
11N20SISO	Ant1	2412	92.2	0.35	-7.27	-17.27	≤8.00	PASS
		2437	92.2	0.35	-7.24	-17.24	≤8.00	PASS
		2462	92.2	0.35	-6.19	-16.19	≤8.00	PASS

Note：The Duty Cycle Factor is compensated in the graph.

Result[dBm/3kHz]= Result[dBm/30kHz]-10*$\log_{10}$(30/3)

Test Graphs

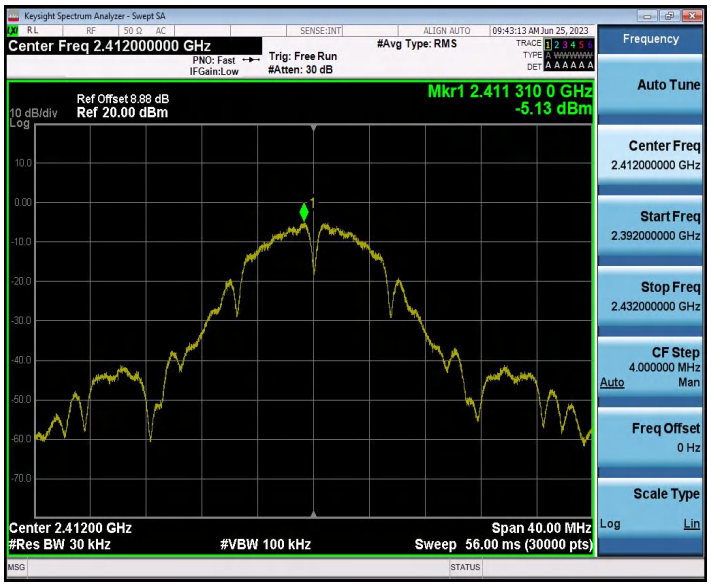

11B_Ant1_2412

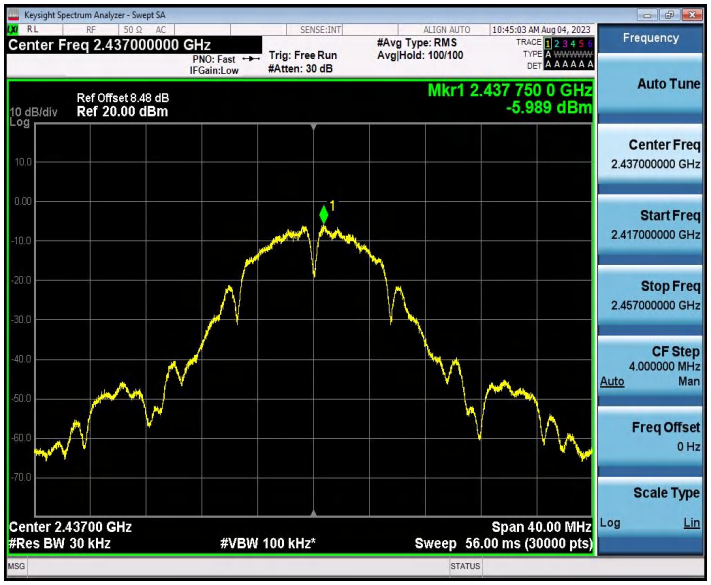

11B_Ant1_2437

11B_Ant1_2462

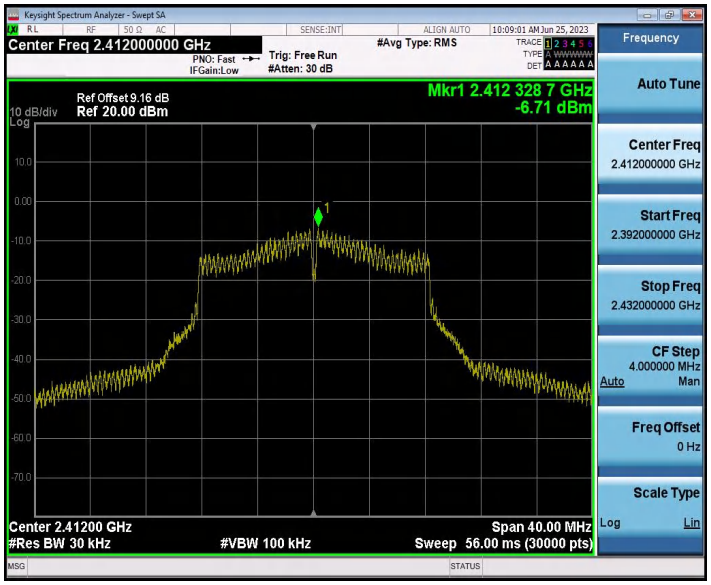

11G_Ant1_2412

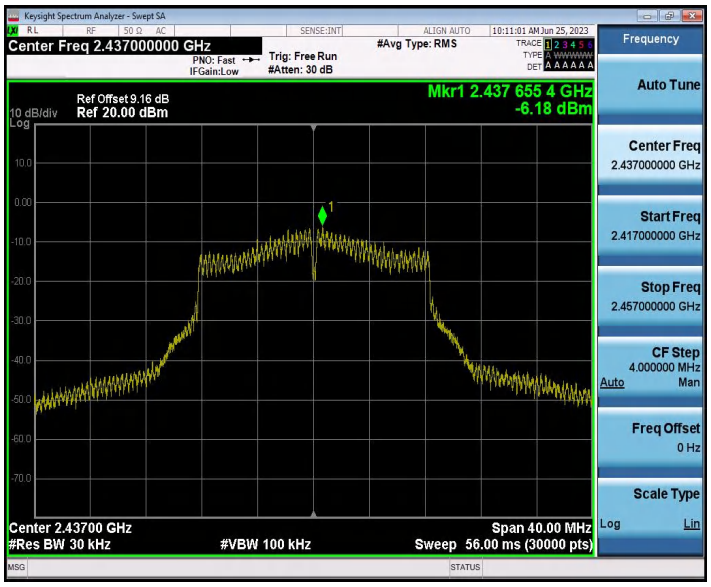

11G_Ant1_2437

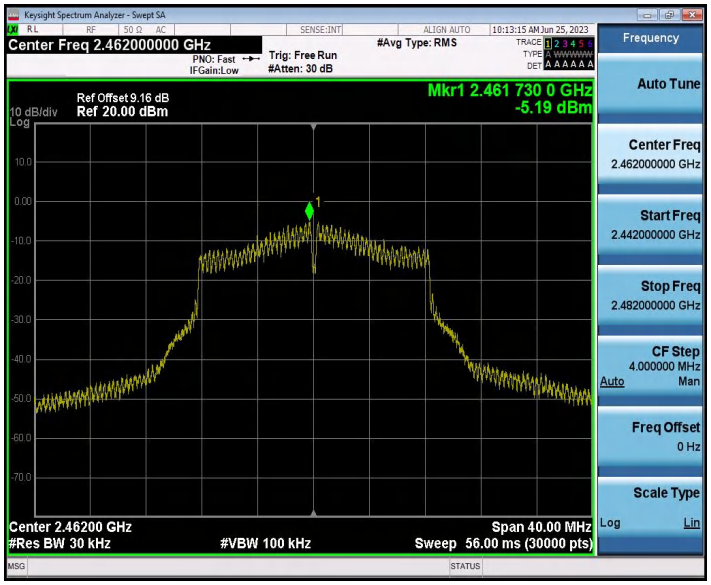

11G_Ant1_2462

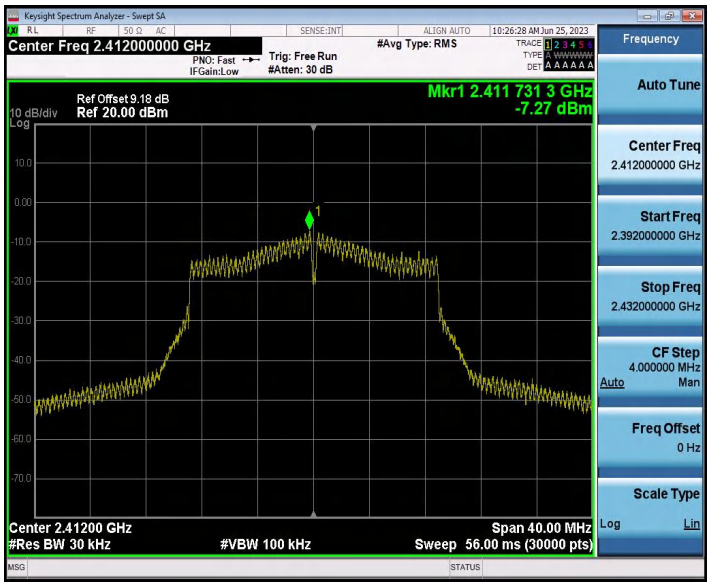

11N20SISO_Ant1_2412

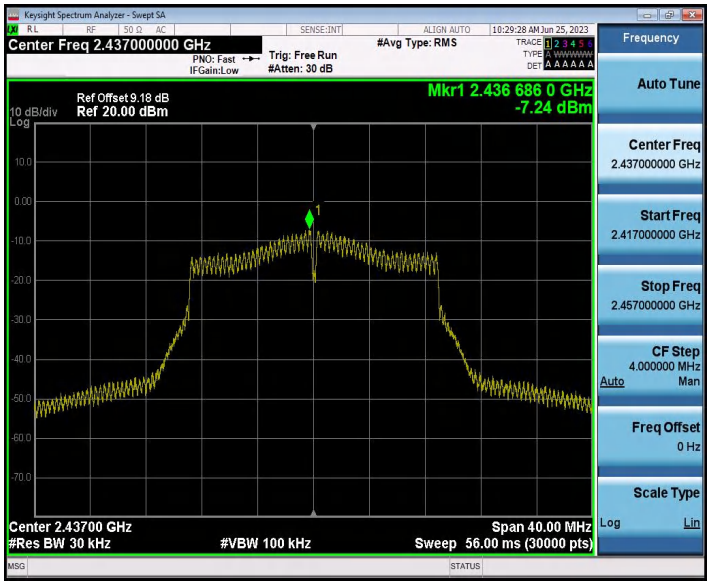

11N20SISO_Ant1_2437

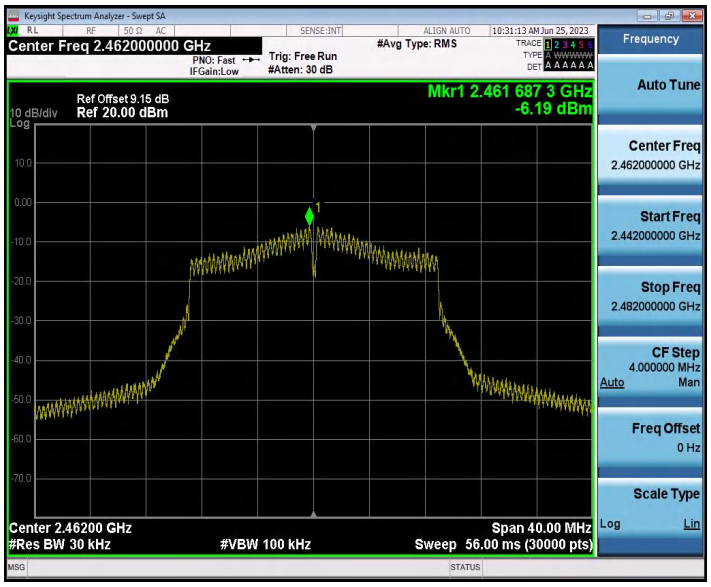

11N20SISO_Ant1_2462

Appendix F: Band edge measurements

Test Result

TestMode	Antenna	ChName	Channel	RefLevel[dBm]	Result[dBm]	Limit[dBm]	Verdict
11B	Ant1	Low	2412	8.06	-28	≤-21.94	PASS
		High	2462	7.82	-43.98	≤-22.18	PASS
11G	Ant1	Low	2412	3.31	-27.39	≤-26.69	PASS
		High	2462	4.88	-35.08	≤-25.12	PASS
11N20SISO	Ant1	Low	2412	3.31	-28.6	≤-26.69	PASS
		High	2462	4.99	-34.22	≤-25.01	PASS

Test Graphs

11B_Ant1_Low_2412

11B_Ant1_High_2462

11G_Ant1_Low_2412

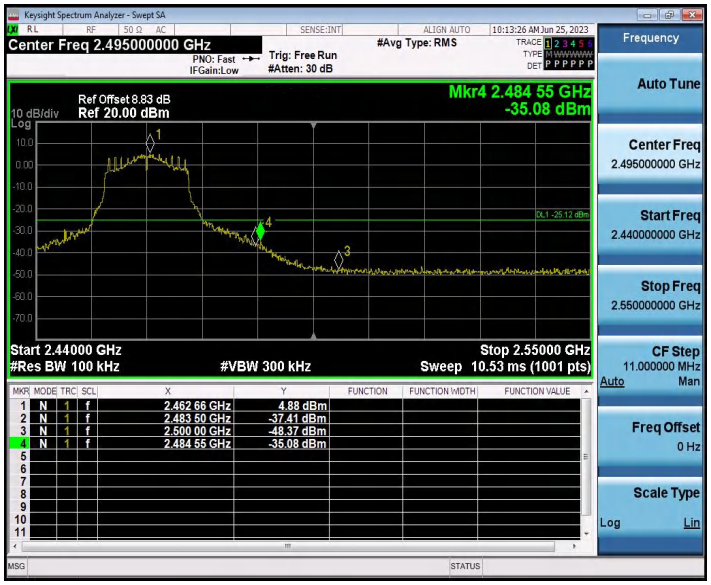

11G_Ant1_High_2462

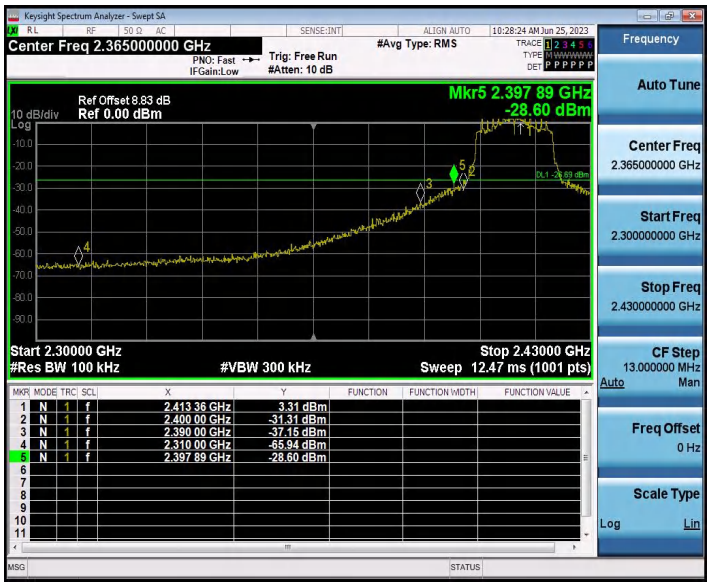

11N20SISO_Ant1_Low_2412

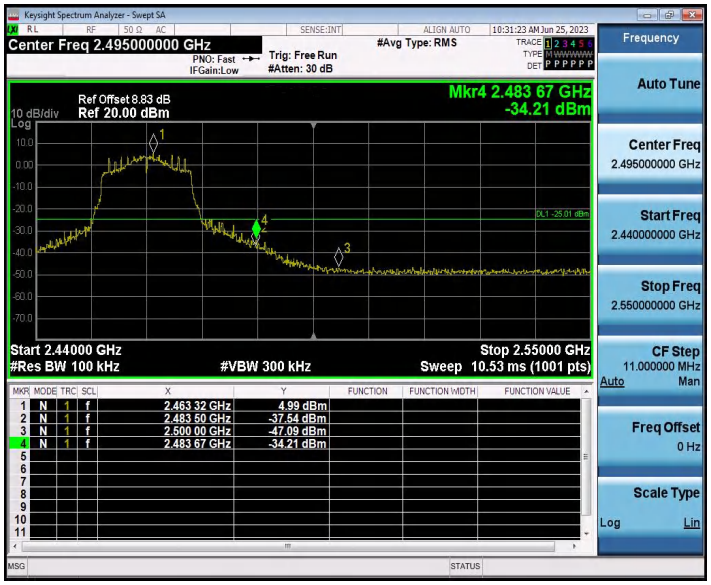

11N20SISO_Ant1_High_2462

Appendix G: Conducted Spurious Emission

Test Result

TestMode	Antenna	Channel	FreqRange [Mhz]	RefLevel [dBm]	Result [dBm]	Limit [dBm]	Verdict
11B	Ant1	2412	Reference	8.68	8.68	---	PASS
			30~1000	8.68	-56.83	≤-21.32	PASS
			1000~26500	8.68	-37.02	≤-21.32	PASS
		2437	Reference	5.74	5.74	---	PASS
			30~1000	5.74	-58.32	≤-24.26	PASS
			1000~26500	5.74	-38.58	≤-24.26	PASS
		2462	Reference	6.83	6.83	---	PASS
			30~1000	6.83	-57.35	≤-23.17	PASS
			1000~26500	6.83	-39.02	≤-23.17	PASS
11G	Ant1	2412	Reference	6.07	6.07	---	PASS
			30~1000	6.07	-56.46	≤-23.93	PASS
			1000~26500	6.07	-37.69	≤-23.93	PASS
		2437	Reference	5.52	5.52	---	PASS
			30~1000	5.52	-56.67	≤-24.48	PASS
			1000~26500	5.52	-38.17	≤-24.48	PASS
		2462	Reference	6.69	6.69	---	PASS
			30~1000	6.69	-56.77	≤-23.31	PASS
			1000~26500	6.69	-37.48	≤-23.31	PASS
11N20SISO	Ant1	2412	Reference	3.43	3.43	---	PASS
			30~1000	3.43	-56.63	≤-26.57	PASS
			1000~26500	3.43	-36.76	≤-26.57	PASS
		2437	Reference	3.41	3.41	---	PASS
			30~1000	3.41	-56.18	≤-26.59	PASS
			1000~26500	3.41	-37.21	≤-26.59	PASS
		2462	Reference	3.87	3.87	---	PASS
			30~1000	3.87	-56.84	≤-26.13	PASS
			1000~26500	3.87	-37.35	≤-26.13	PASS

Test Graphs

11B_Ant1_2412_0~Reference

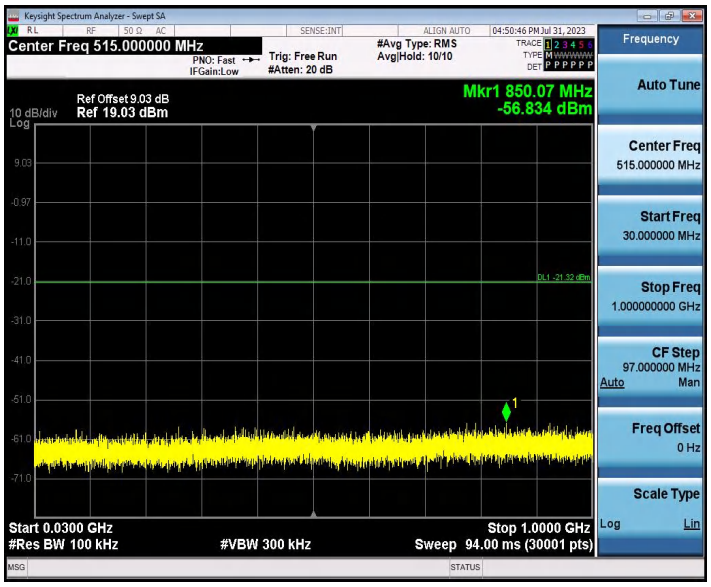

11B_Ant1_2412_30~1000

11B_Ant1_2412_1000~26500

11B_Ant1_2437_0~Reference

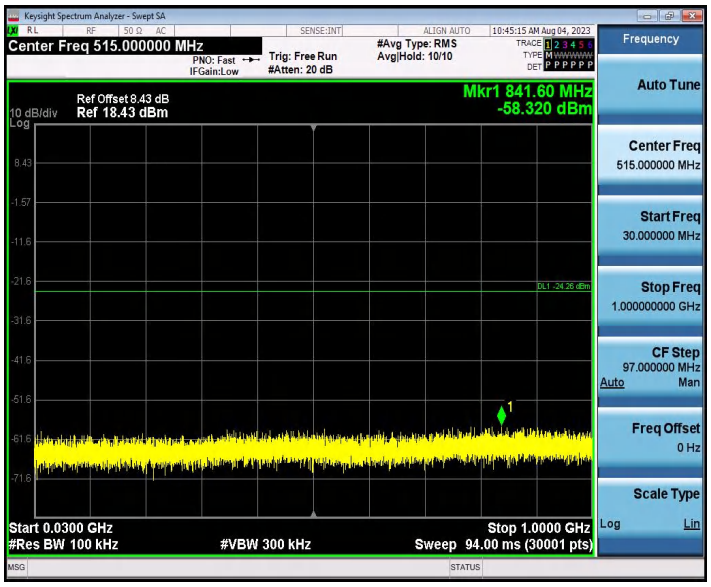

11B_Ant1_2437_30~1000

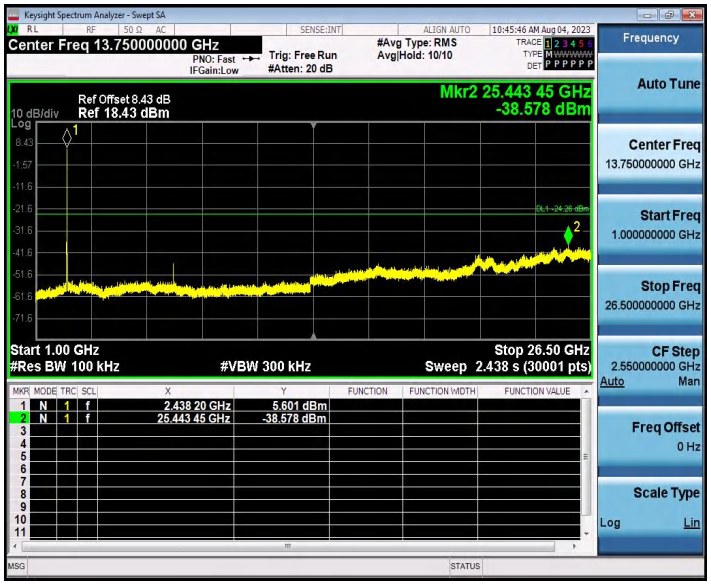

11B_Ant1_2437_1000~26500

11B_Ant1_2462_0~Reference

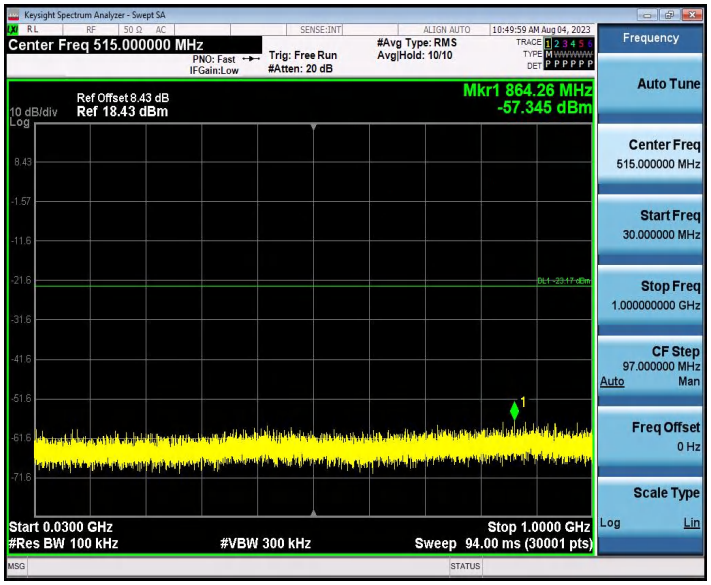

11B_Ant1_2462_30~1000