1. Peak-Average Ratio

1.1 Test Result

Test Band: 2 _ 1.4MHz Bandwidth							
Test Mode	RB Allocation		Test result (dB)			Limit (dB)	Verdict
	Size	Offset	LCH	MCH	HCH		
QPSK	6	0	4.93	5.14	4.72	13	PASS
16QAM	6	0	5.77	5.90	5.42	13	PASS

1.2 Test Graph

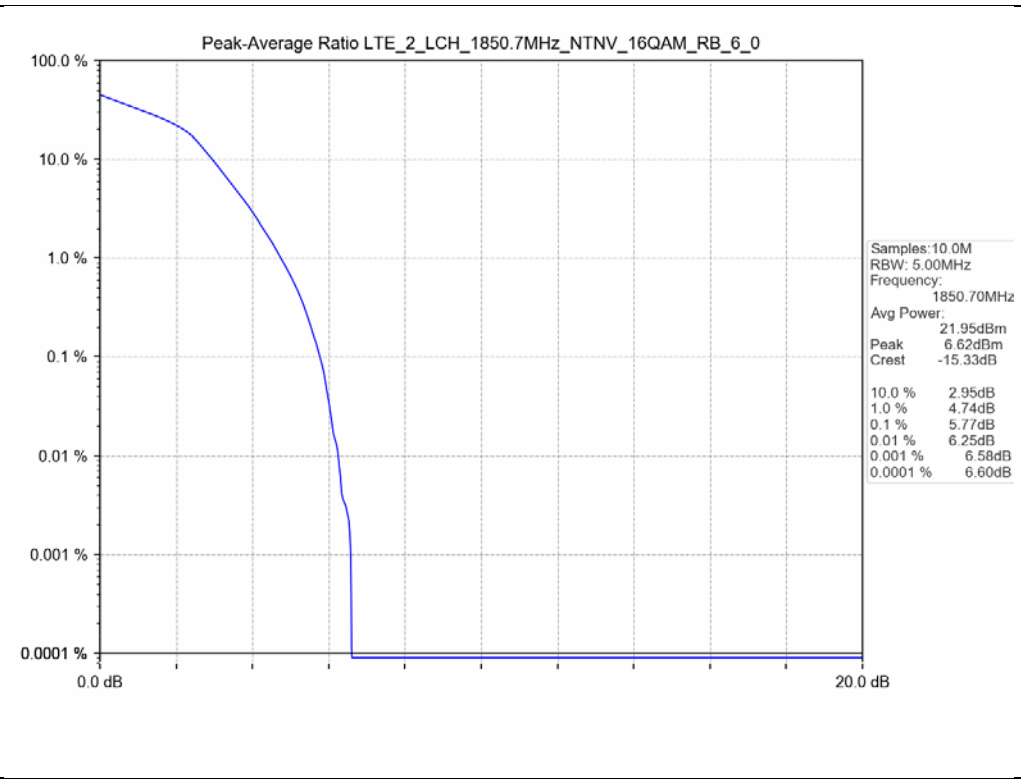

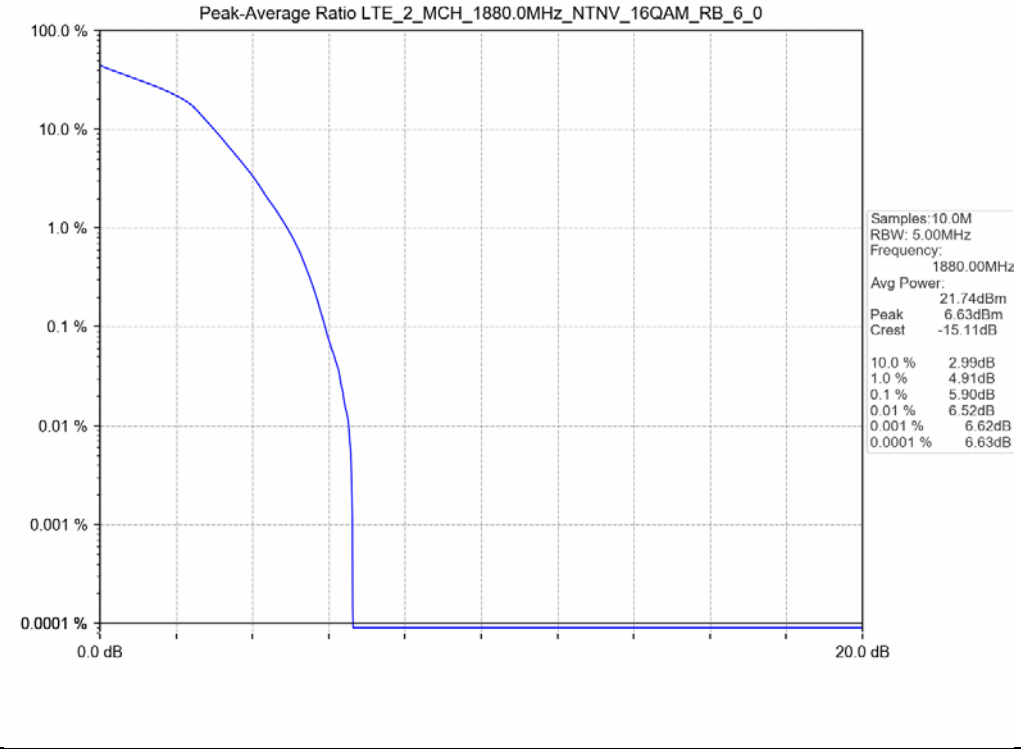

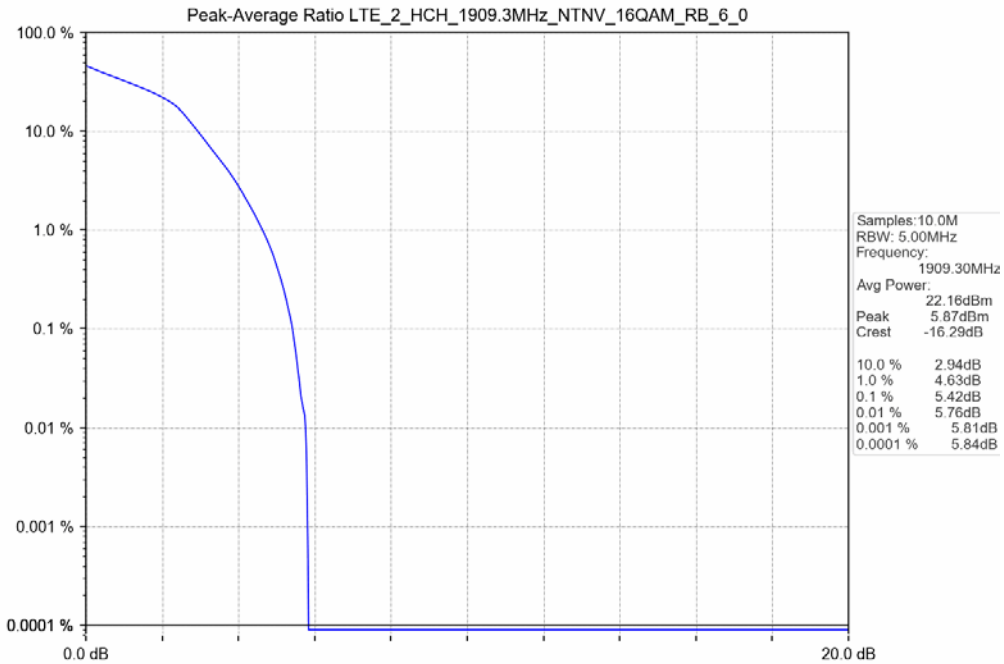
Peak-Average Ratio LTE_2_HCH_1909.3MHz_NTNV_16QAM_RB_6_0
100.0 %
10.0 %
1.0 %
0.1 %
0.01 %
0.001 %
0.0001 %
0.0 dB
20.0 dB
Samples:10.0M
RBW: 5.00MHz
Frequency:
1909.30MHz
Avg Power:
22.16dBm
Peak 5.87dBm
Crest -16.29dB
10.0 % 2.94dB
1.0 % 4.63dB
0.1 % 5.42dB
0.01 % 5.76dB
0.001 % 5.81dB
0.0001 % 5.84dB

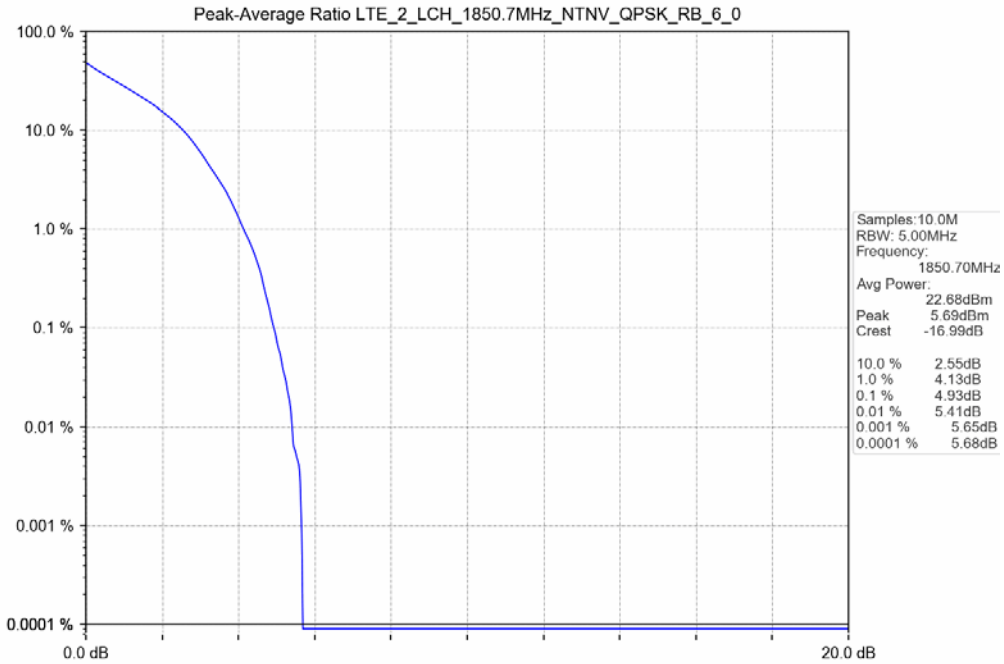
Peak-Average Ratio LTE_2_LCH_1850.7MHz_NTNV_QPSK_RB_6_0
100.0 %
10.0 %
1.0 %
0.1 %
0.01 %
0.001 %
0.0001 %
0.0 dB
20.0 dB
Samples:10.0M
RBW: 5.00MHz
Frequency:
1850.70MHz
Avg Power:
22.68dBm
Peak 5.69dBm
Crest -16.99dB
10.0 % 2.55dB
1.0 % 4.13dB
0.1 % 4.93dB
0.01 % 5.41dB
0.001 % 5.65dB
0.0001 % 5.68dB

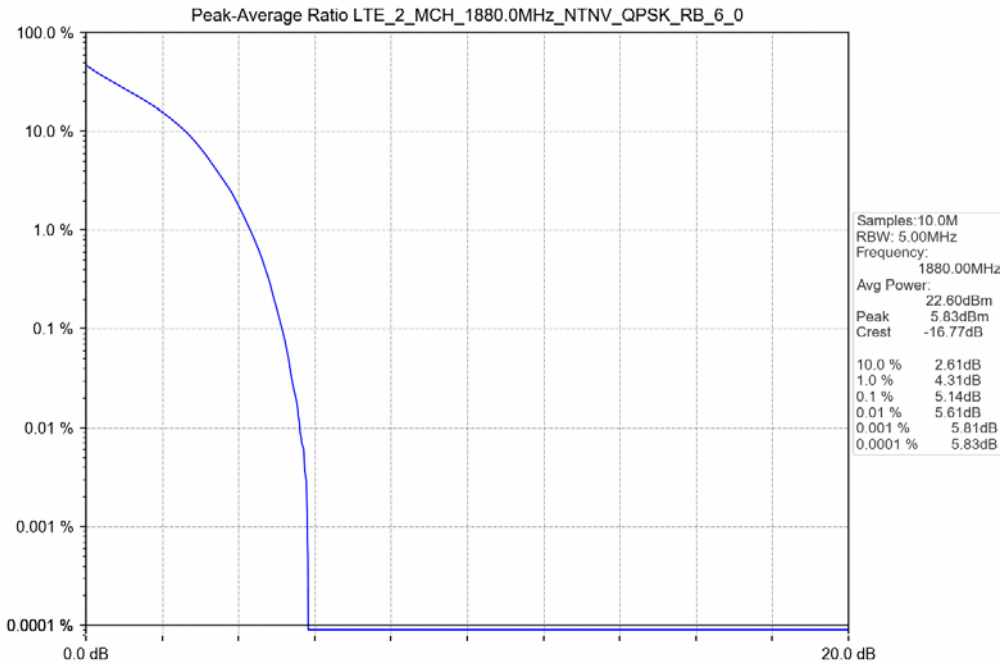
Peak-Average Ratio LTE_2_MCH_1880.0MHz_NTNV_QPSK_RB_6_0
100.0 %
10.0 %
1.0 %
0.1 %
0.01 %
0.001 %
0.0001 %
0.0 dB
20.0 dB
Samples:10.0M
RBW: 5.00MHz
Frequency:
1880.00MHz
Avg Power:
22.60dBm
Peak 5.83dBm
Crest -16.77dB
10.0 % 2.61dB
1.0 % 4.31dB
0.1 % 5.14dB
0.01 % 5.61dB
0.001 % 5.81dB
0.0001 % 5.83dB

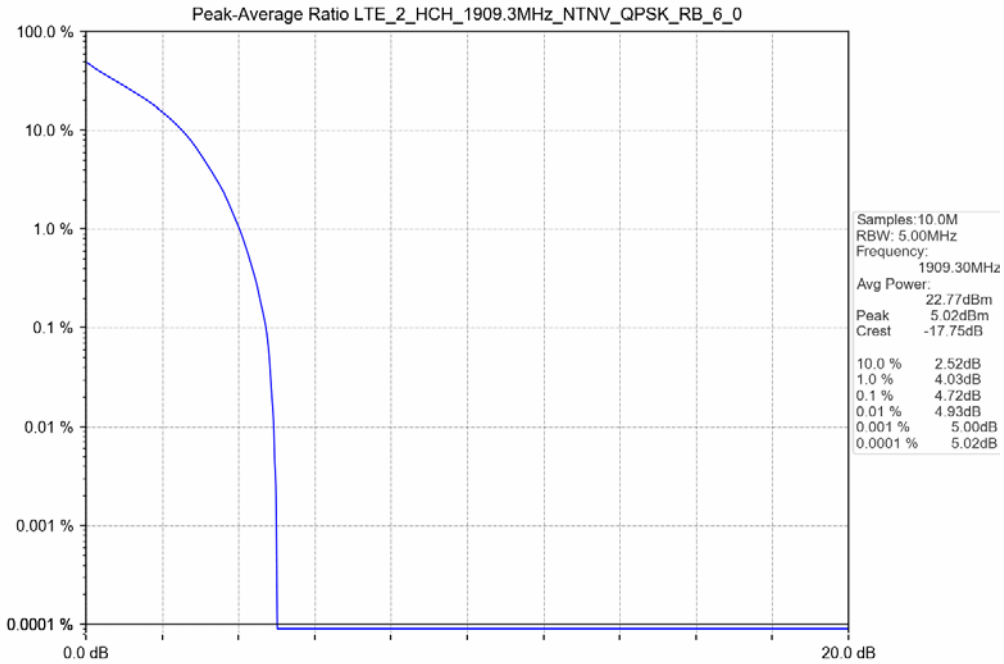
Peak-Average Ratio LTE_2_HCH_1909.3MHz_NTNV_QPSK_RB_6_0
100.0 %
10.0 %
1.0 %
0.1 %
0.01 %
0.001 %
0.0001 %
0.0 dB
20.0 dB
Samples:10.0M
RBW: 5.00MHz
Frequency:
1909.30MHz
Avg Power:
22.77dBm
Peak 5.02dBm
Crest -17.75dB
10.0 % 2.52dB
1.0 % 4.03dB
0.1 % 4.72dB
0.01 % 4.93dB
0.001 % 5.00dB
0.0001 % 5.02dB

Test Band: 2 _ 3MHz Bandwidth							
Test Mode	RB Allocation		Test result (dB)			Limit (dB)	Verdict
	Size	Offset	LCH	MCH	HCH		
QPSK	15	0	5.68	5.71	5.54	13	PASS
16QAM	15	0	5.91	11.51	4.93	13	PASS

1.2 Test Graph

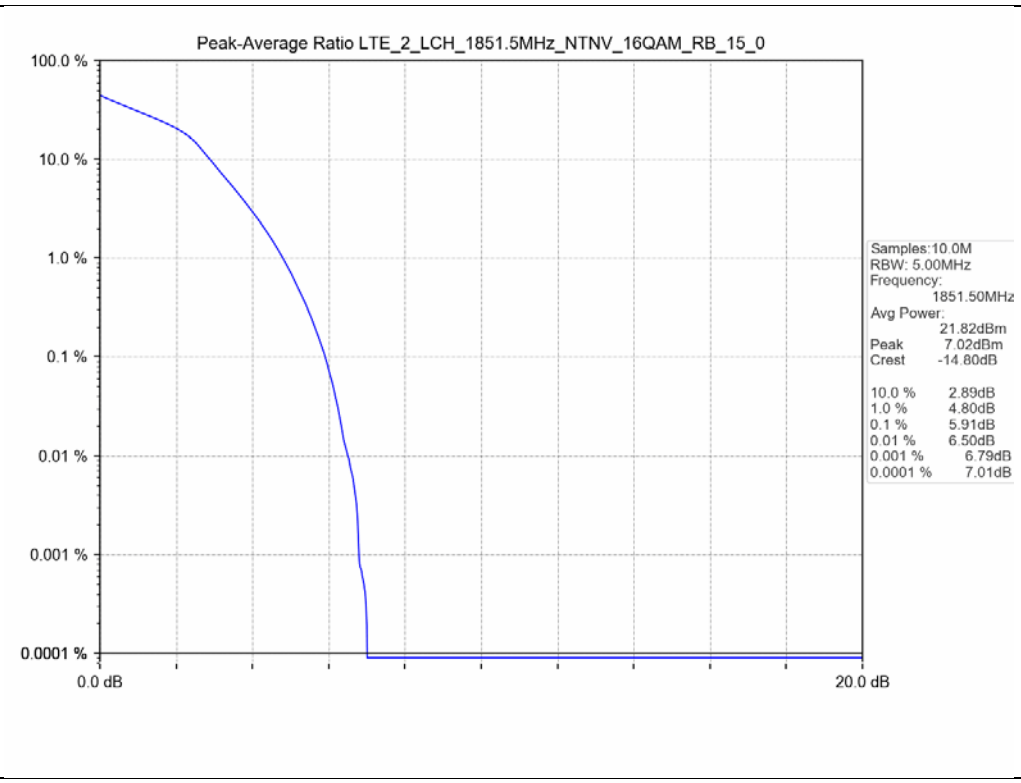

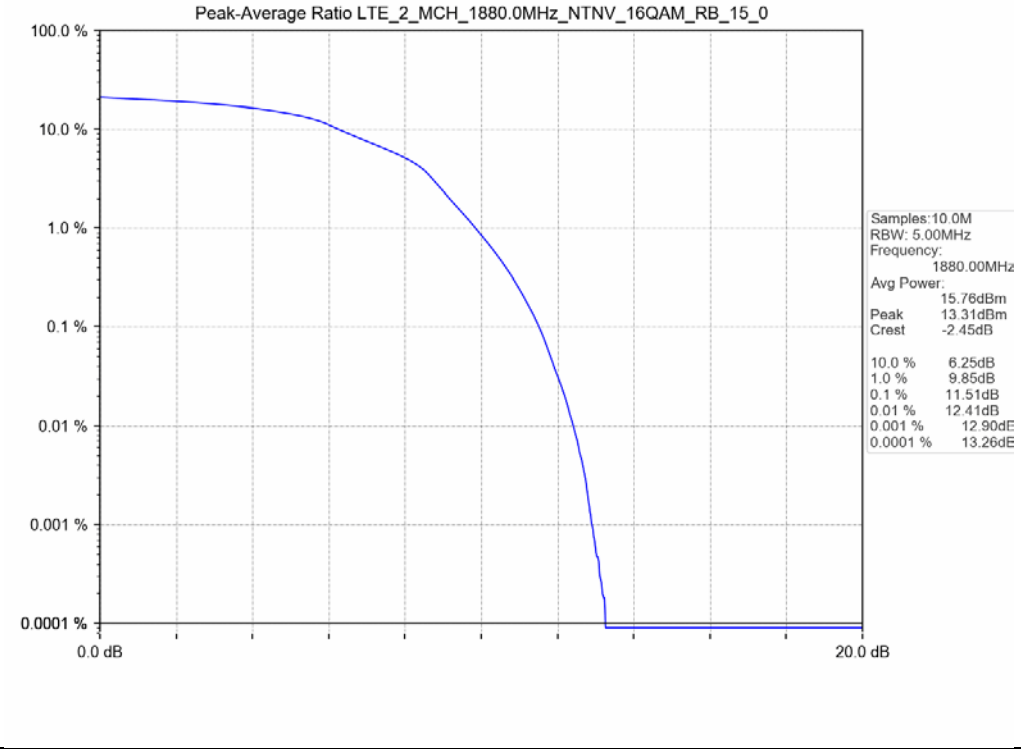

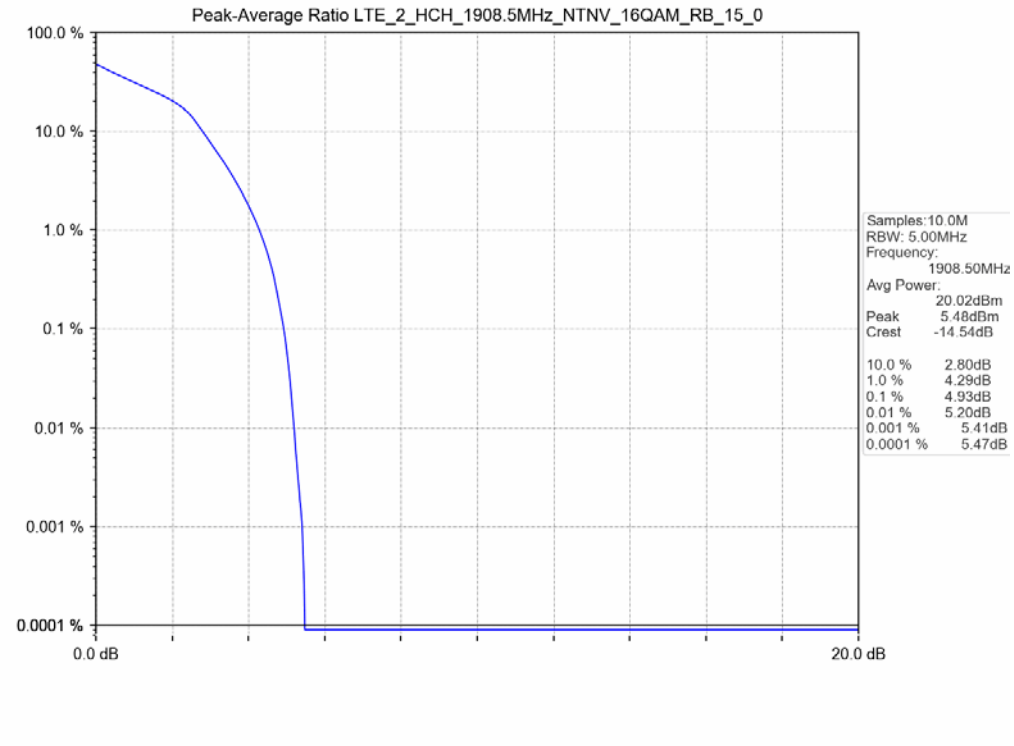
Peak-Average Ratio LTE_2_HCH_1908.5MHz_NTNV_16QAM_RB_15_0
100.0 %
10.0 %
1.0 %
0.1 %
0.01 %
0.001 %
0.0001 %
0.0 dB
20.0 dB
Samples:10.0M
RBW: 5.00MHz
Frequency:
1908.50MHz
Avg Power:
20.02dBm
Peak 5.48dBm
Crest -14.54dB
10.0 % 2.80dB
1.0 % 4.29dB
0.1 % 4.93dB
0.01 % 5.20dB
0.001 % 5.41dB
0.0001 % 5.47dB

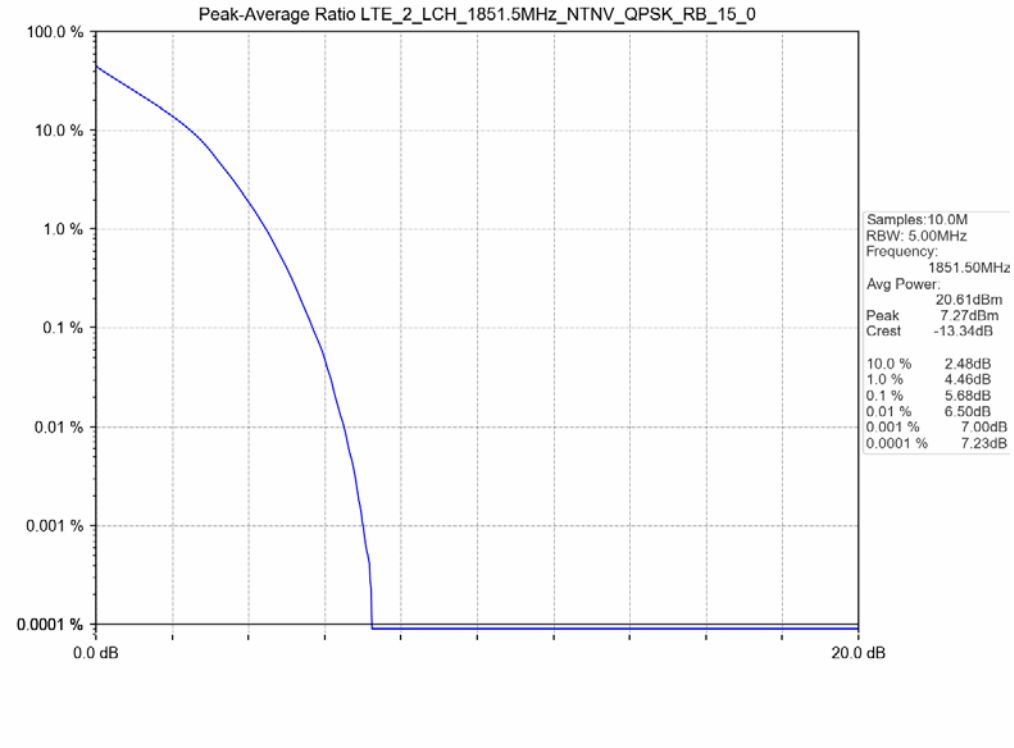
Peak-Average Ratio LTE_2_LCH_1851.5MHz_NTNV_QPSK_RB_15_0
100.0 %
10.0 %
1.0 %
0.1 %
0.01 %
0.001 %
0.0001 %
0.0 dB
20.0 dB
Samples:10.0M
RBW: 5.00MHz
Frequency:
1851.50MHz
Avg Power:
20.61dBm
Peak 7.27dBm
Crest -13.34dB
10.0 % 2.48dB
1.0 % 4.46dB
0.1 % 5.68dB
0.01 % 6.50dB
0.001 % 7.00dB
0.0001 % 7.23dB

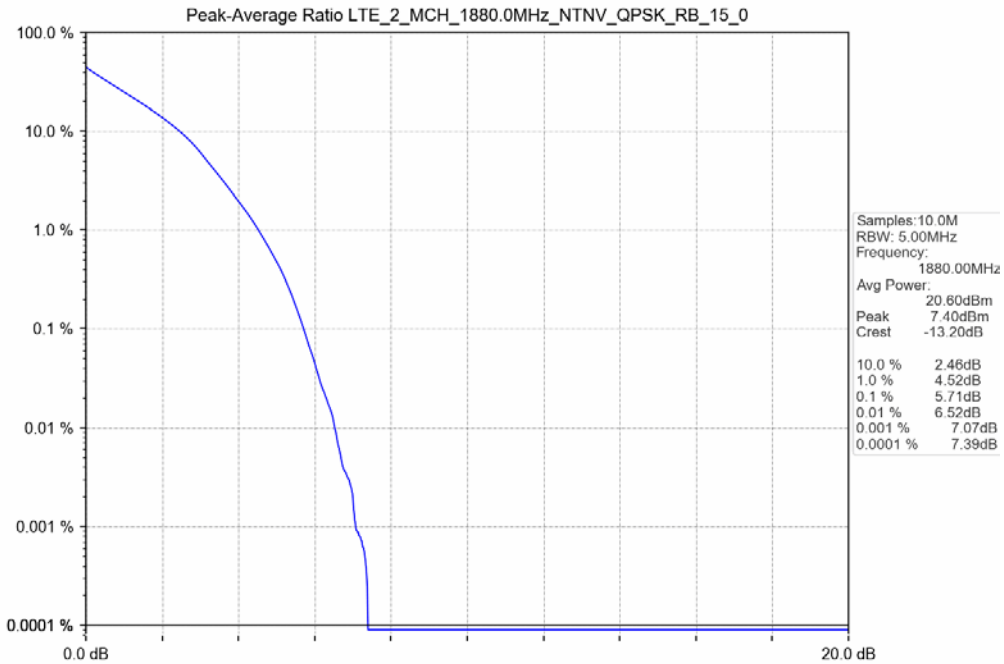
Peak-Average Ratio LTE_2_MCH_1880.0MHz_NTNV_QPSK_RB_15_0
100.0 %
10.0 %
1.0 %
0.1 %
0.01 %
0.001 %
0.0001 %
0.0 dB
20.0 dB
Samples:10.0M
RBW: 5.00MHz
Frequency:
1880.00MHz
Avg Power:
20.60dBm
Peak 7.40dBm
Crest -13.20dB
10.0 % 2.46dB
1.0 % 4.52dB
0.1 % 5.71dB
0.01 % 6.52dB
0.001 % 7.07dB
0.0001 % 7.39dB

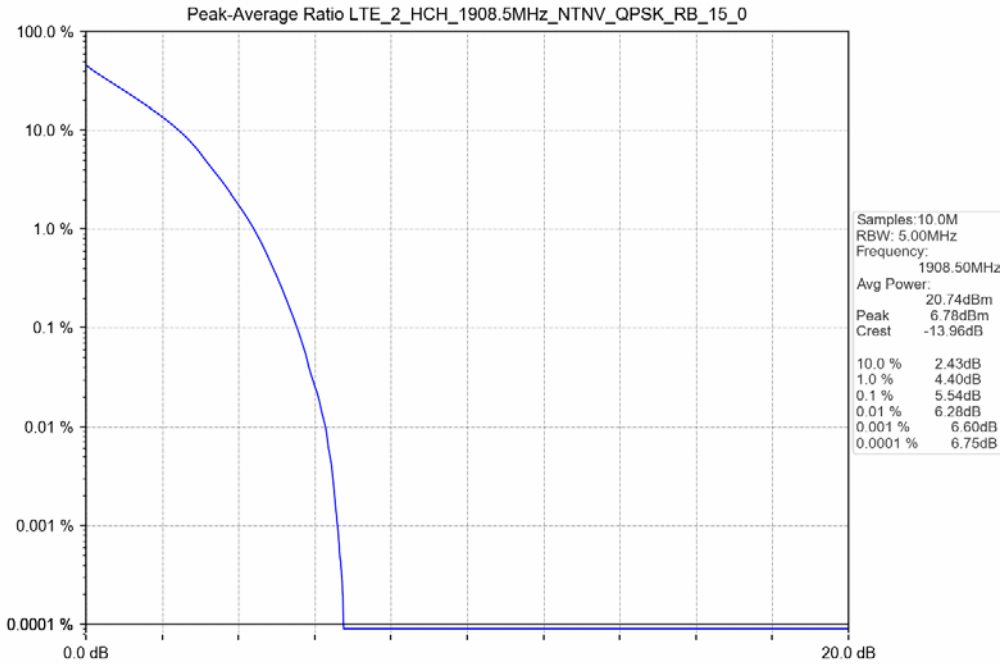
Peak-Average Ratio LTE_2_HCH_1908.5MHz_NTNV_QPSK_RB_15_0
100.0 %
10.0 %
1.0 %
0.1 %
0.01 %
0.001 %
0.0001 %
0.0 dB
20.0 dB
Samples:10.0M
RBW: 5.00MHz
Frequency:
1908.50MHz
Avg Power:
20.74dBm
Peak 6.78dBm
Crest -13.96dB
10.0 % 2.43dB
1.0 % 4.40dB
0.1 % 5.54dB
0.01 % 6.28dB
0.001 % 6.60dB
0.0001 % 6.75dB

Test Band: 2 _ 5MHz Bandwidth							
Test Mode	RB Allocation		Test result (dB)			Limit (dB)	Verdict
	Size	Offset	LCH	MCH	HCH		
QPSK	25	0	5.65	5.76	5.67	13	PASS
16QAM	25	0	6.08	5.37	5.40	13	PASS

1.2 Test Graph

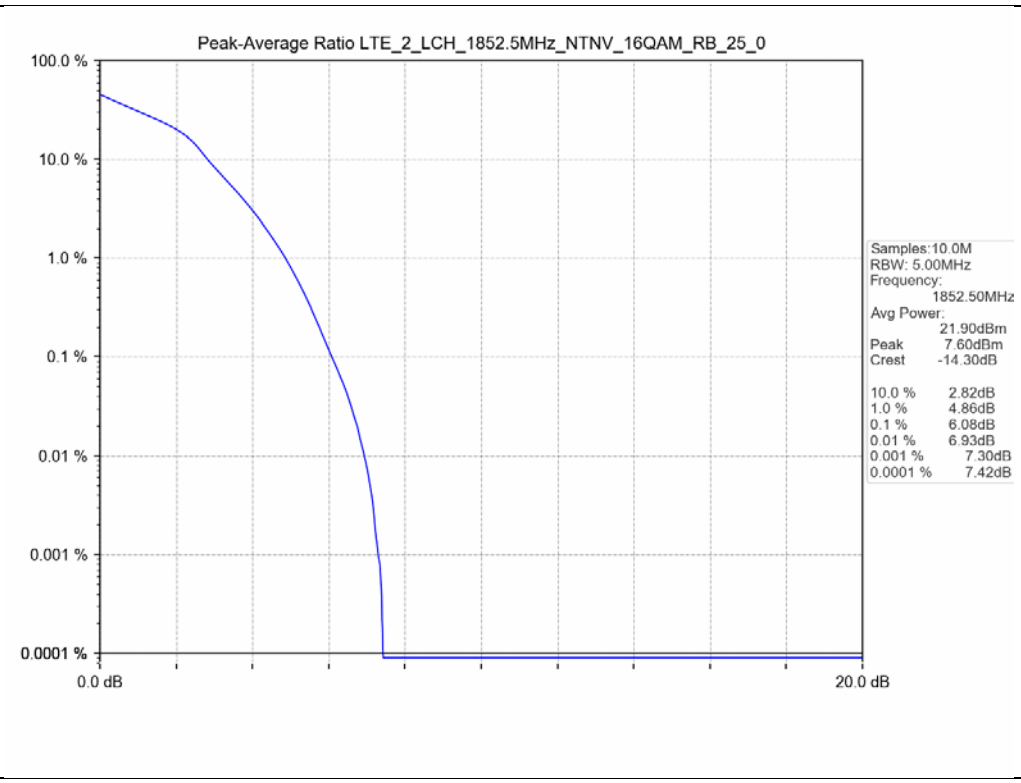

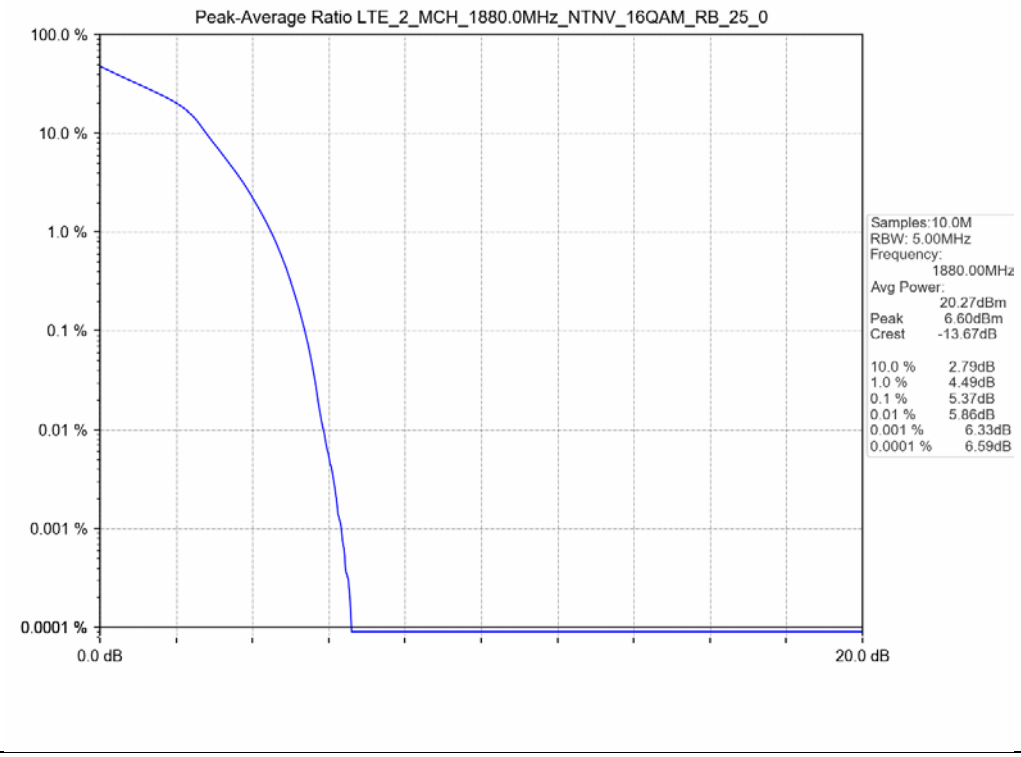

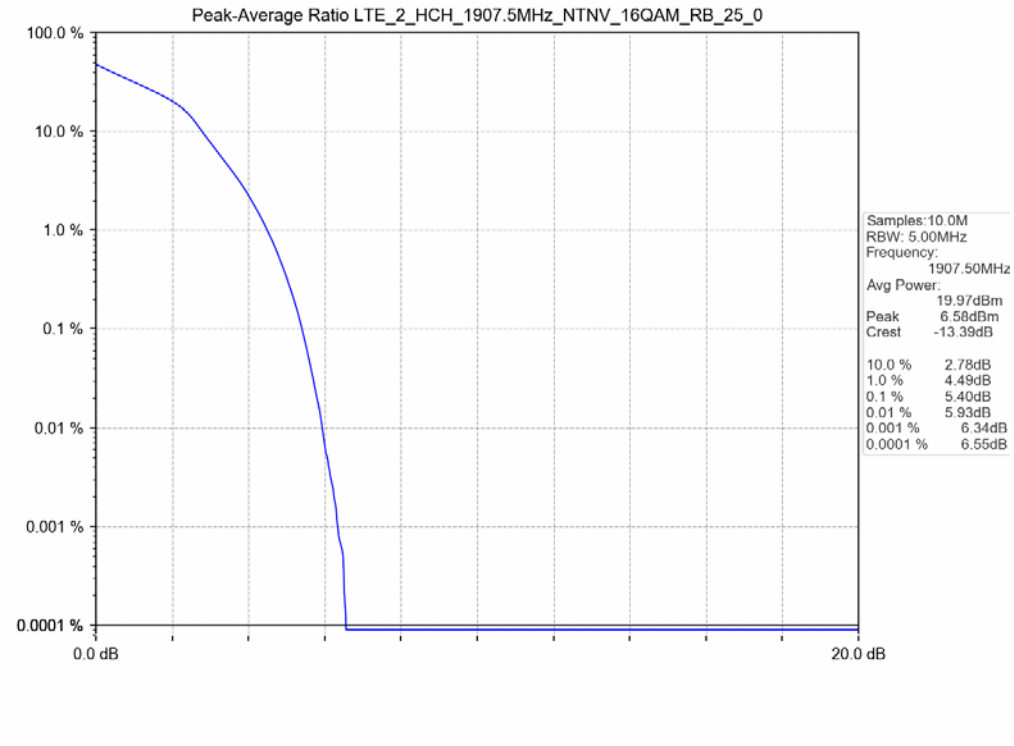
Peak-Average Ratio LTE_2_HCH_1907.5MHz_NTNV_16QAM_RB_25_0
100.0 %
10.0 %
1.0 %
0.1 %
0.01 %
0.001 %
0.0001 %
0.0 dB
20.0 dB
Samples:10.0M
RBW: 5.00MHz
Frequency:
1907.50MHz
Avg Power:
19.97dBm
Peak 6.58dBm
Crest -13.39dB
10.0 % 2.78dB
1.0 % 4.49dB
0.1 % 5.40dB
0.01 % 5.93dB
0.001 % 6.34dB
0.0001 % 6.55dB

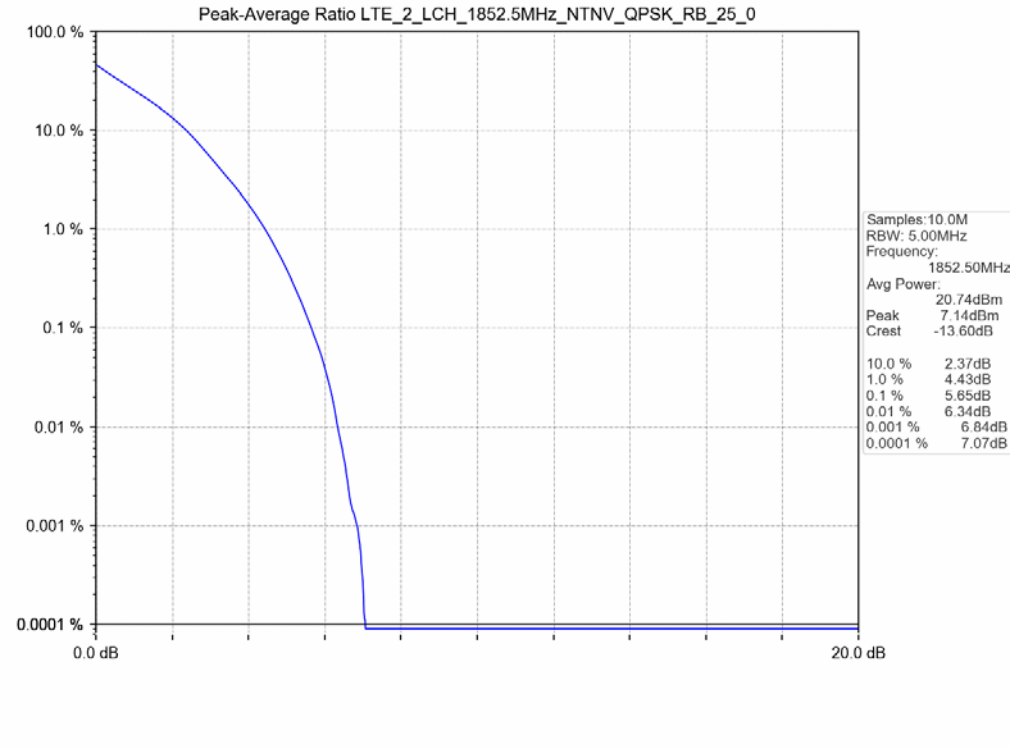
Peak-Average Ratio LTE_2_LCH_1852.5MHz_NTNV_QPSK_RB_25_0
100.0 %
10.0 %
1.0 %
0.1 %
0.01 %
0.001 %
0.0001 %
0.0 dB
20.0 dB
Samples:10.0M
RBW: 5.00MHz
Frequency:
1852.50MHz
Avg Power:
20.74dBm
Peak 7.14dBm
Crest -13.60dB
10.0 % 2.37dB
1.0 % 4.43dB
0.1 % 5.65dB
0.01 % 6.34dB
0.001 % 6.84dB
0.0001 % 7.07dB

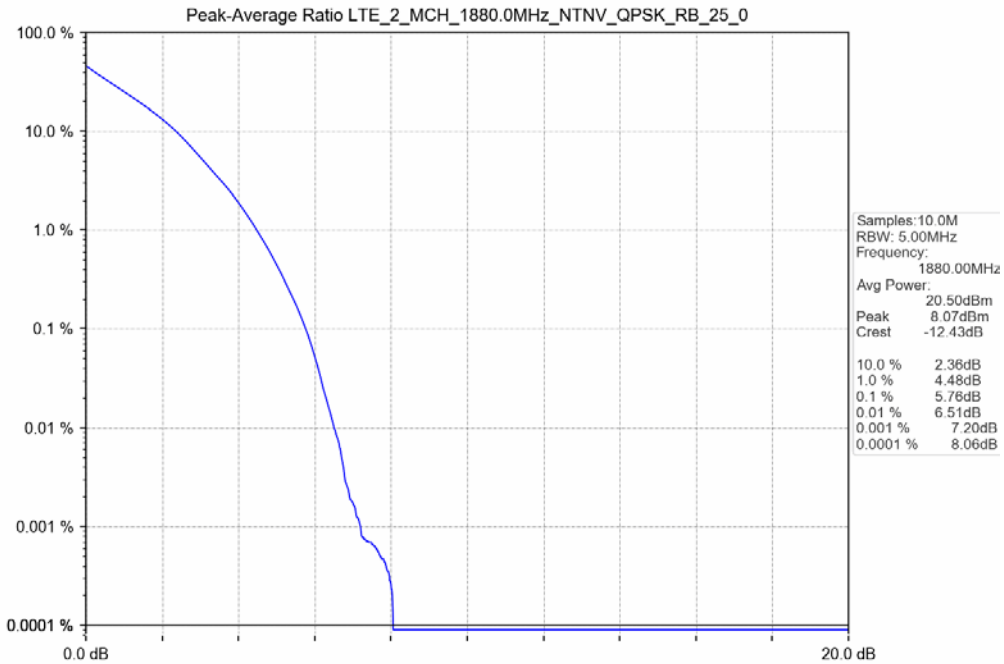
Peak-Average Ratio LTE_2_MCH_1880.0MHz_NTNV_QPSK_RB_25_0
100.0 %
10.0 %
1.0 %
0.1 %
0.01 %
0.001 %
0.0001 %
0.0 dB
20.0 dB
Samples:10.0M
RBW: 5.00MHz
Frequency:
1880.00MHz
Avg Power:
20.50dBm
Peak 8.07dBm
Crest -12.43dB
10.0 % 2.36dB
1.0 % 4.48dB
0.1 % 5.76dB
0.01 % 6.51dB
0.001 % 7.20dB
0.0001 % 8.06dB

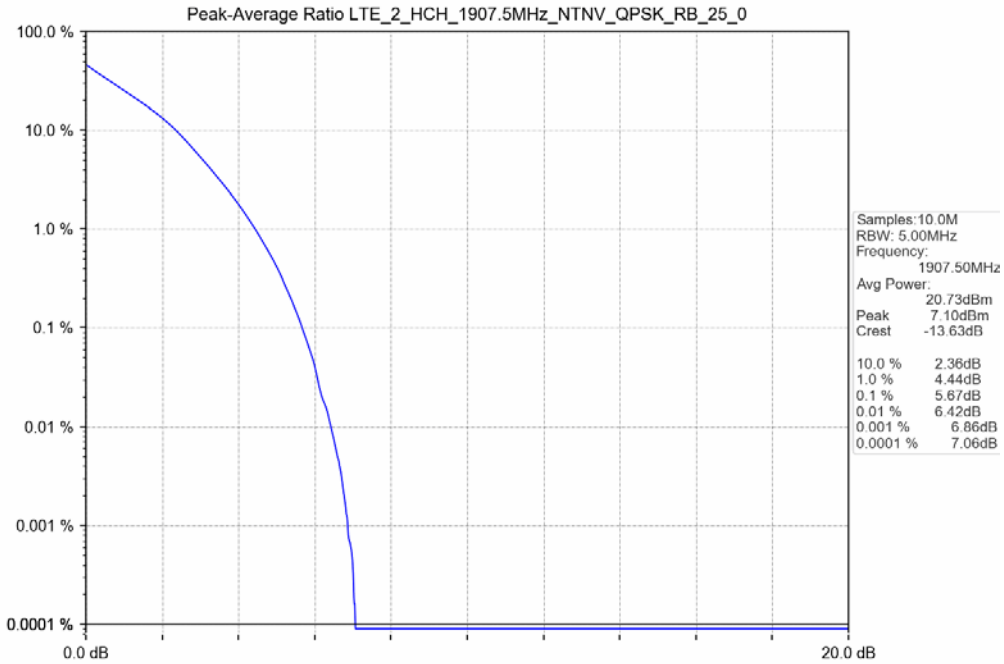
Peak-Average Ratio LTE_2_HCH_1907.5MHz_NTNV_QPSK_RB_25_0
100.0 %
10.0 %
1.0 %
0.1 %
0.01 %
0.001 %
0.0001 %
0.0 dB
20.0 dB
Samples:10.0M
RBW: 5.00MHz
Frequency:
1907.50MHz
Avg Power:
20.73dBm
Peak 7.10dBm
Crest -13.63dB
10.0 % 2.36dB
1.0 % 4.44dB
0.1 % 5.67dB
0.01 % 6.42dB
0.001 % 6.86dB
0.0001 % 7.06dB

Test Band: 2 _ 10MHz Bandwidth							
Test Mode	RB Allocation		Test result (dB)			Limit (dB)	Verdict
	Size	Offset	LCH	MCH	HCH		
QPSK	50	0	6.01	5.98	6.04	13	PASS
16QAM	50	0	6.69	6.63	6.70	13	PASS

1.2 Test Graph

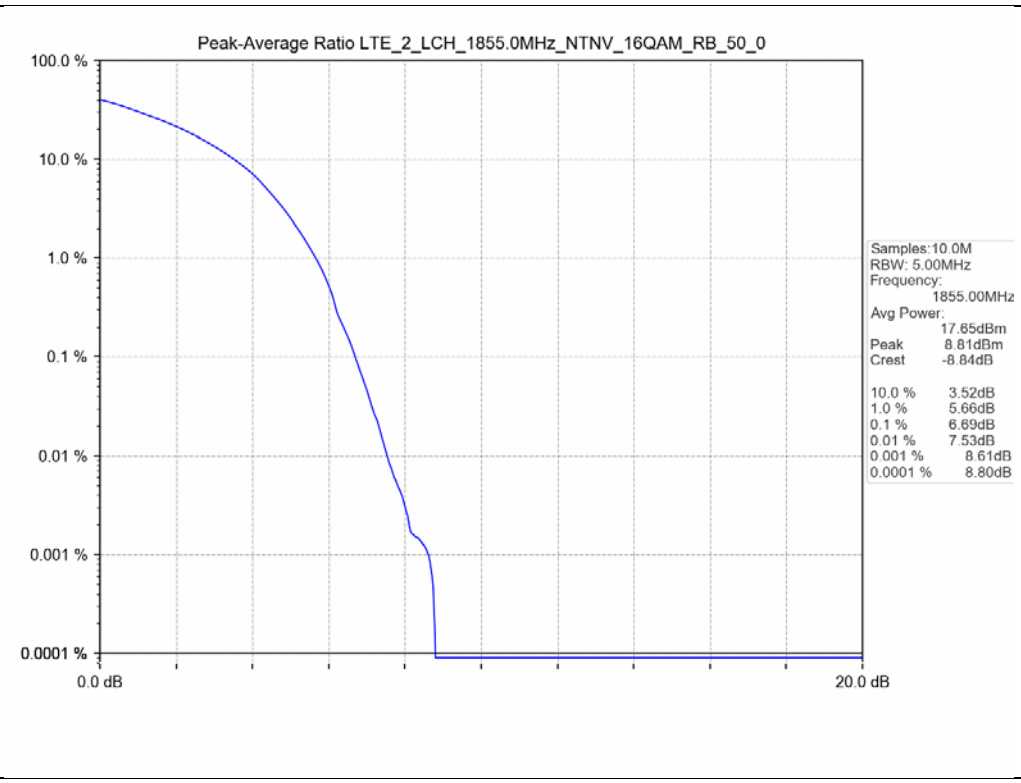

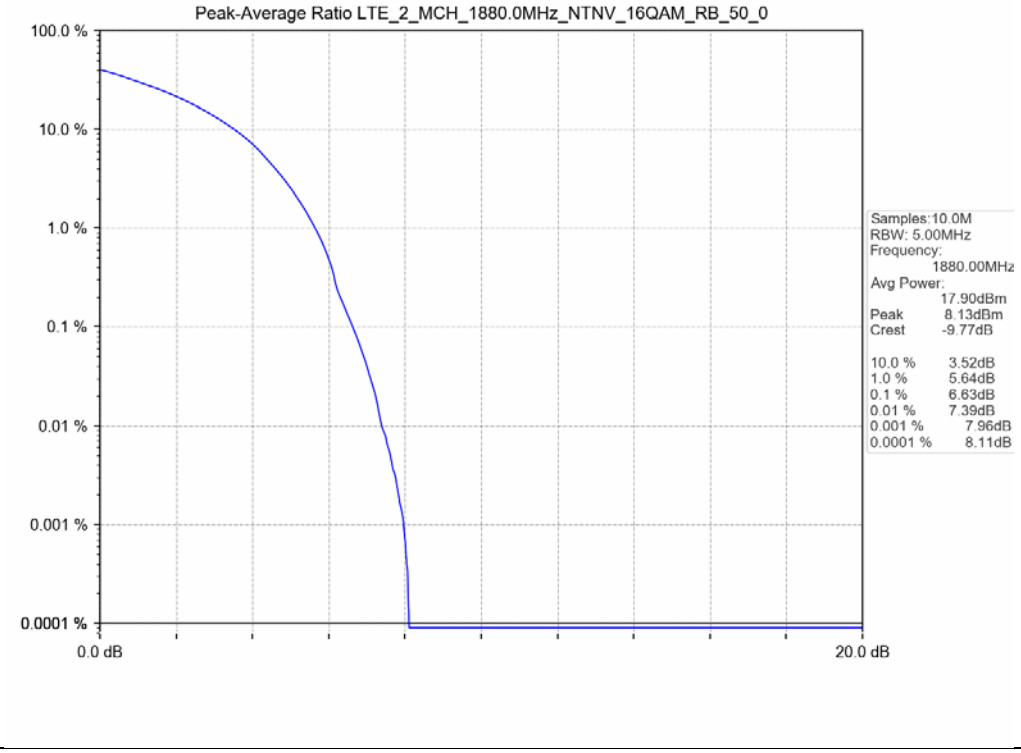

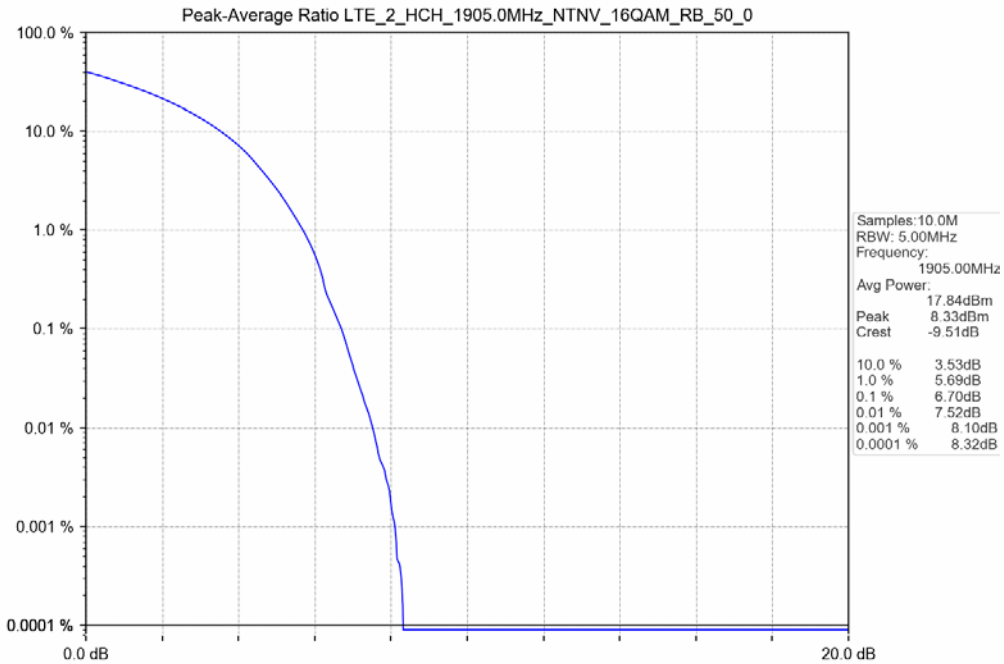
Peak-Average Ratio LTE_2_HCH_1905.0MHz_NTNV_16QAM_RB_50_0
100.0 %
10.0 %
1.0 %
0.1 %
0.01 %
0.001 %
0.0001 %
0.0 dB
20.0 dB
Samples:10.0M
RBW: 5.00MHz
Frequency:
1905.00MHz
Avg Power:
17.84dBm
Peak 8.33dBm
Crest -9.51dB
10.0 % 3.53dB
1.0 % 5.69dB
0.1 % 6.70dB
0.01 % 7.52dB
0.001 % 8.10dB
0.0001 % 8.32dB

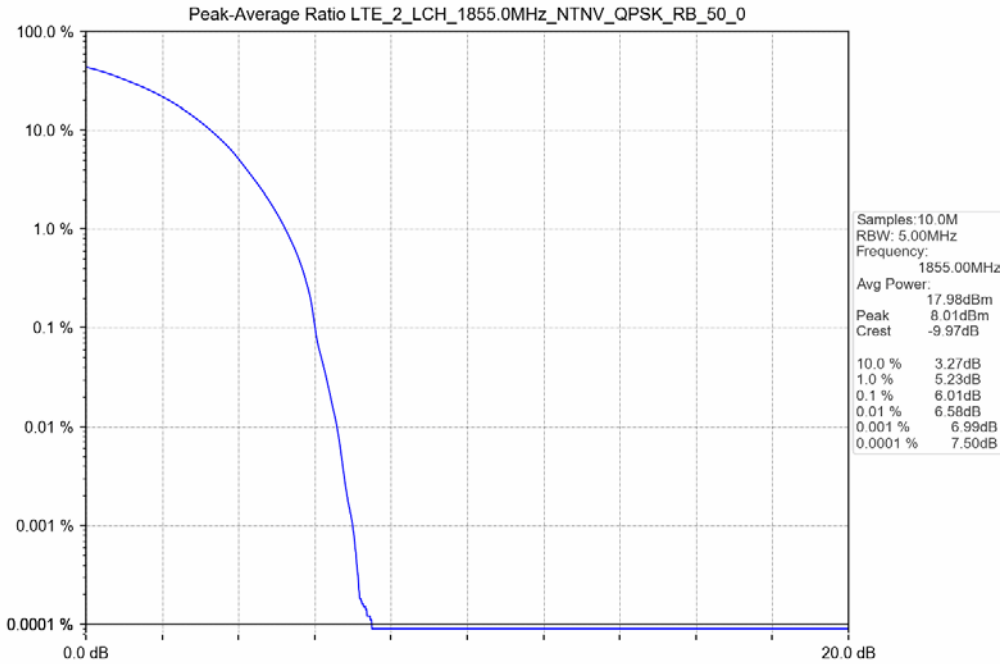
Peak-Average Ratio LTE_2_LCH_1855.0MHz_NTNV_QPSK_RB_50_0
100.0 %
10.0 %
1.0 %
0.1 %
0.01 %
0.001 %
0.0001 %
0.0 dB
20.0 dB
Samples:10.0M
RBW: 5.00MHz
Frequency:
1855.00MHz
Avg Power:
17.98dBm
Peak 8.01dBm
Crest -9.97dB
10.0 % 3.27dB
1.0 % 5.23dB
0.1 % 6.01dB
0.01 % 6.58dB
0.001 % 6.99dB
0.0001 % 7.50dB

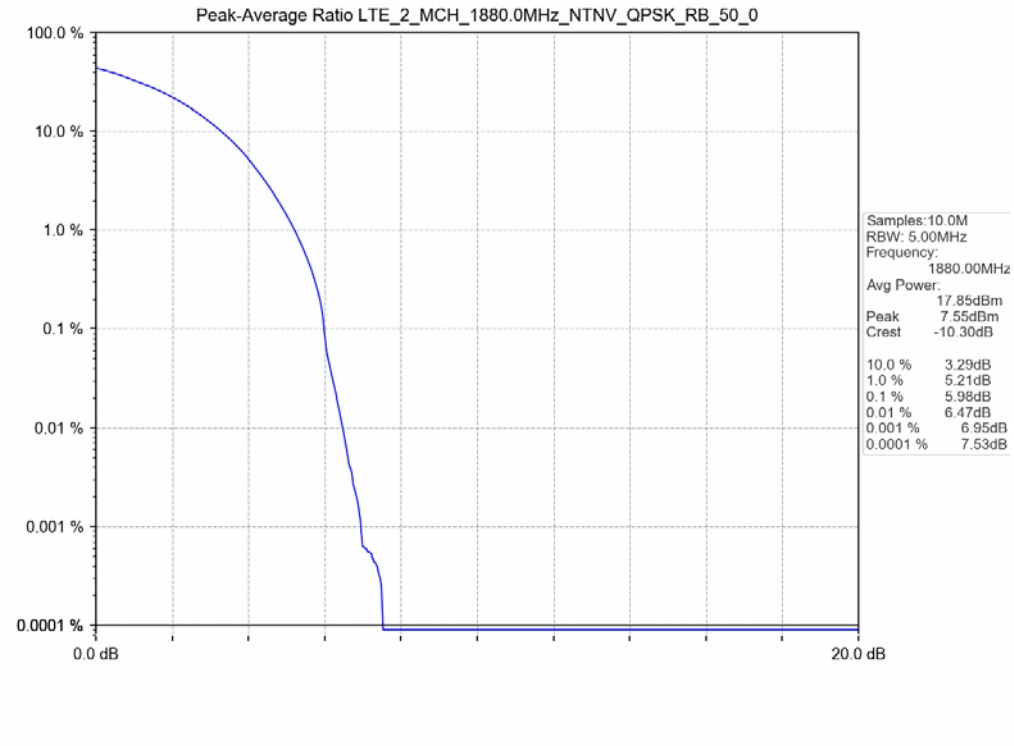
Peak-Average Ratio LTE_2_MCH_1880.0MHz_NTNV_QPSK_RB_50_0
100.0 %
10.0 %
1.0 %
0.1 %
0.01 %
0.001 %
0.0001 %
0.0 dB
20.0 dB
Samples:10.0M
RBW: 5.00MHz
Frequency:
1880.00MHz
Avg Power:
17.85dBm
Peak 7.55dBm
Crest -10.30dB
10.0 % 3.29dB
1.0 % 5.21dB
0.1 % 5.98dB
0.01 % 6.47dB
0.001 % 6.95dB
0.0001 % 7.53dB

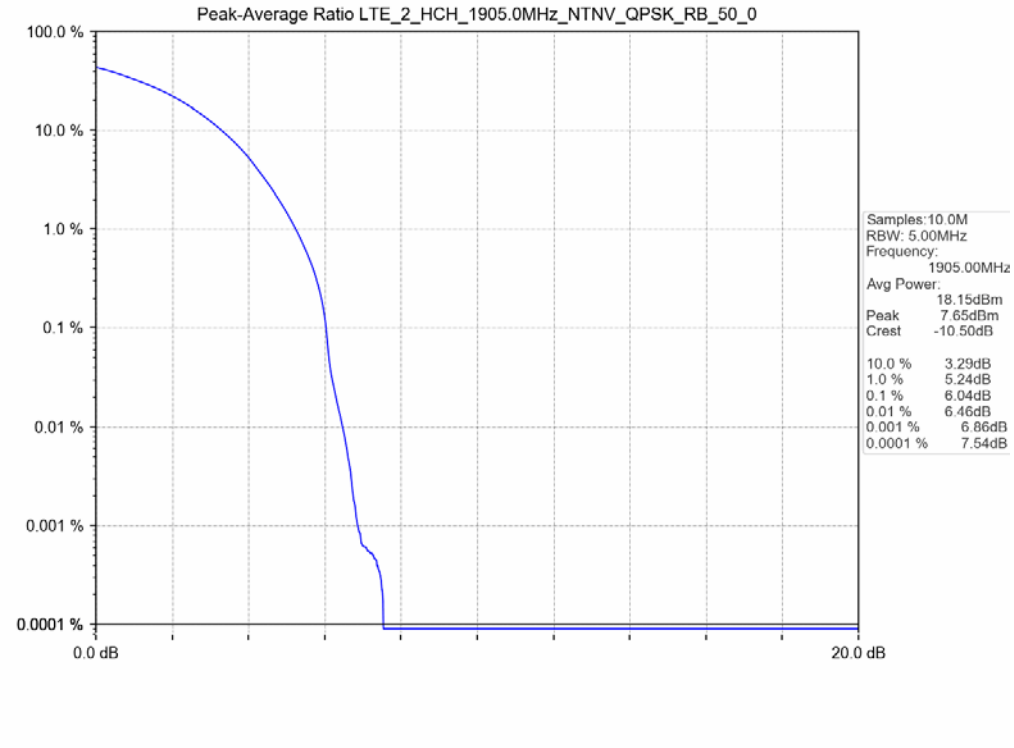
Peak-Average Ratio LTE_2_HCH_1905.0MHz_NTNV_QPSK_RB_50_0
100.0 %
10.0 %
1.0 %
0.1 %
0.01 %
0.001 %
0.0001 %
0.0 dB
20.0 dB
Samples:10.0M
RBW: 5.00MHz
Frequency:
1905.00MHz
Avg Power:
18.15dBm
Peak 7.65dBm
Crest -10.50dB
10.0 % 3.29dB
1.0 % 5.24dB
0.1 % 6.04dB
0.01 % 6.46dB
0.001 % 6.86dB
0.0001 % 7.54dB

Test Band: 2 _ 15MHz Bandwidth							
Test Mode	RB Allocation		Test result (dB)			Limit (dB)	Verdict
	Size	Offset	LCH	MCH	HCH		
QPSK	75	0	6.71	6.67	6.73	13	PASS
16QAM	75	0	7.21	7.27	7.20	13	PASS

1.2 Test Graph

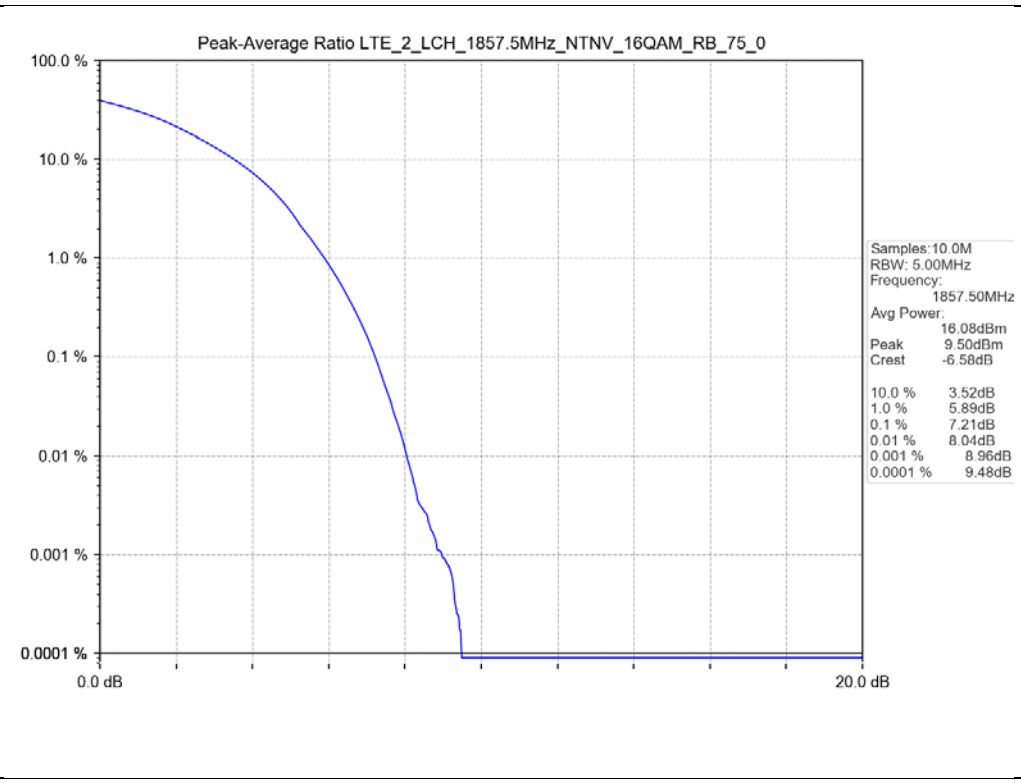

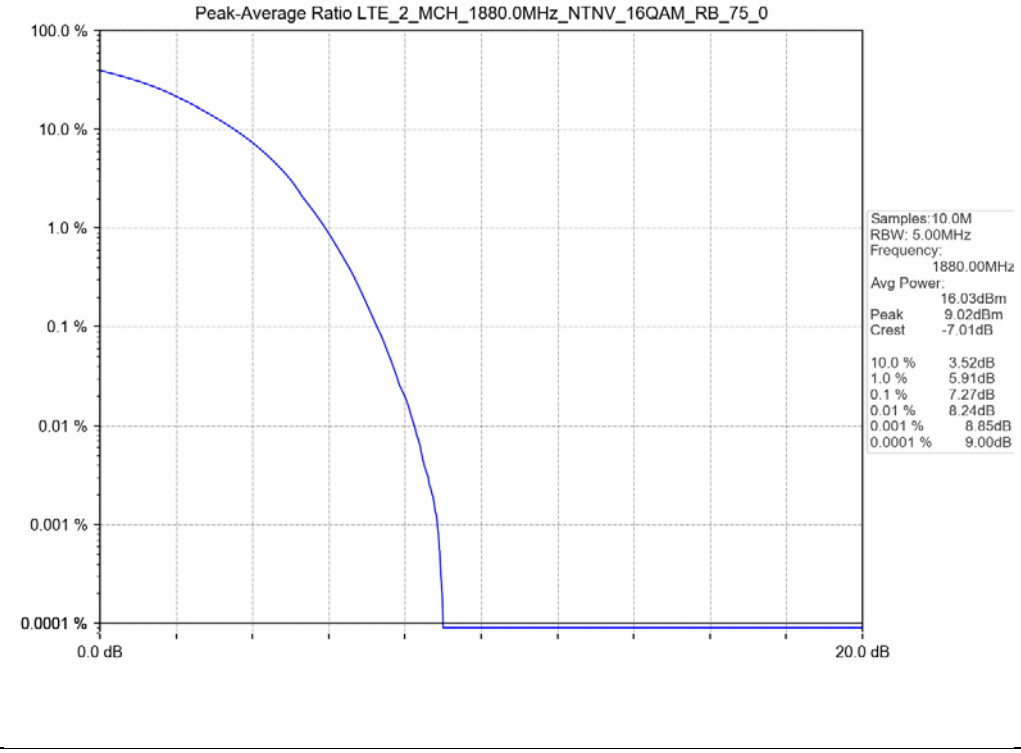

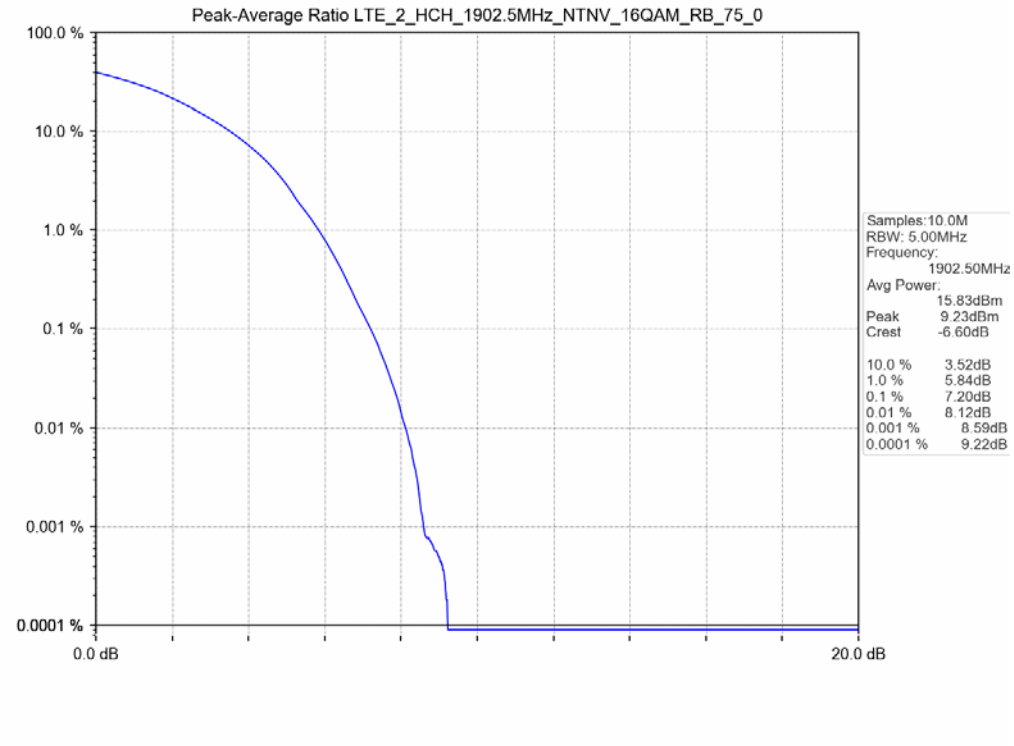
Peak-Average Ratio LTE_2_HCH_1902.5MHz_NTNV_16QAM_RB_75_0
100.0 %
10.0 %
1.0 %
0.1 %
0.01 %
0.001 %
0.0001 %
0.0 dB
20.0 dB
Samples:10.0M
RBW: 5.00MHz
Frequency:
1902.50MHz
Avg Power:
15.83dBm
Peak 9.23dBm
Crest -6.60dB
10.0 % 3.52dB
1.0 % 5.84dB
0.1 % 7.20dB
0.01 % 8.12dB
0.001 % 8.59dB
0.0001 % 9.22dB

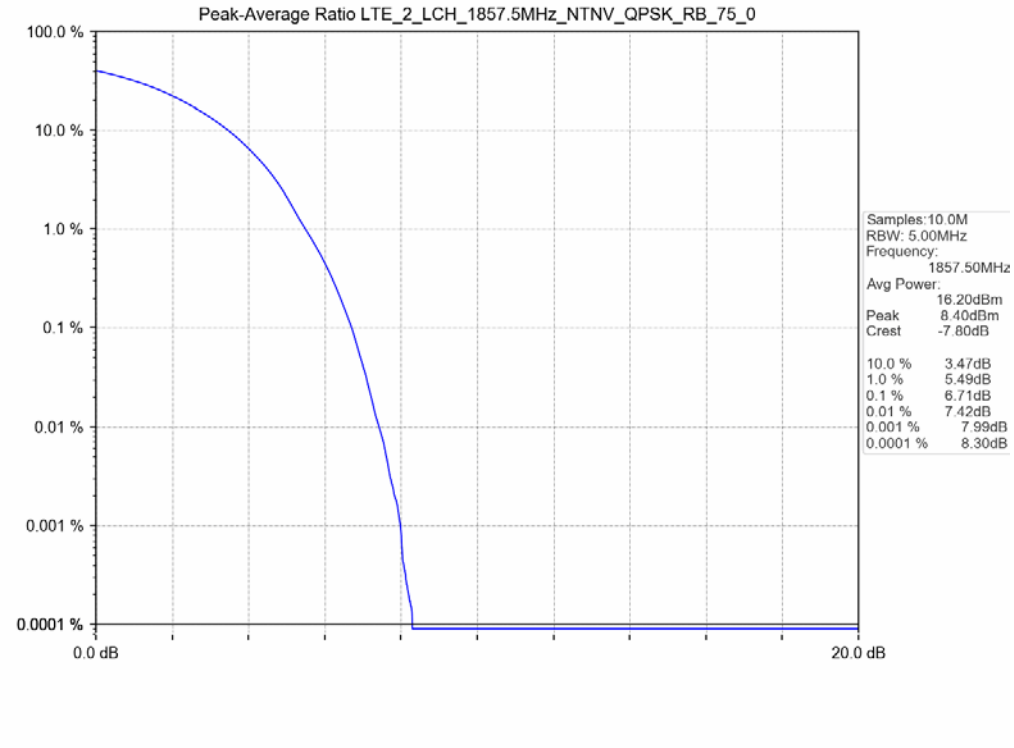
Peak-Average Ratio LTE_2_LCH_1857.5MHz_NTNV_QPSK_RB_75_0
100.0 %
10.0 %
1.0 %
0.1 %
0.01 %
0.001 %
0.0001 %
0.0 dB
20.0 dB
Samples:10.0M
RBW: 5.00MHz
Frequency:
1857.50MHz
Avg Power:
16.20dBm
Peak 8.40dBm
Crest -7.80dB
10.0 % 3.47dB
1.0 % 5.49dB
0.1 % 6.71dB
0.01 % 7.42dB
0.001 % 7.99dB
0.0001 % 8.30dB

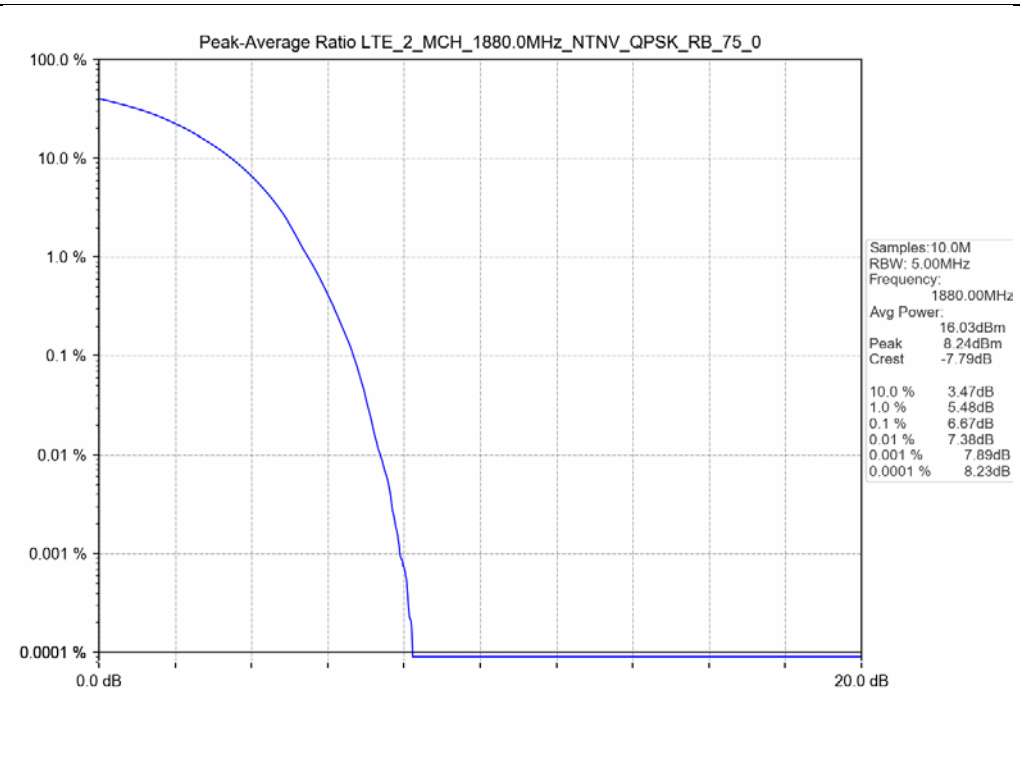
Peak-Average Ratio LTE_2_MCH_1880.0MHz_NTNV_QPSK_RB_75_0
100.0 %
10.0 %
1.0 %
0.1 %
0.01 %
0.001 %
0.0001 %
0.0 dB
20.0 dB
Samples:10.0M
RBW: 5.00MHz
Frequency:
1880.00MHz
Avg Power:
16.03dBm
Peak 8.24dBm
Crest -7.79dB
10.0 % 3.47dB
1.0 % 5.48dB
0.1 % 6.67dB
0.01 % 7.38dB
0.001 % 7.89dB
0.0001 % 8.23dB

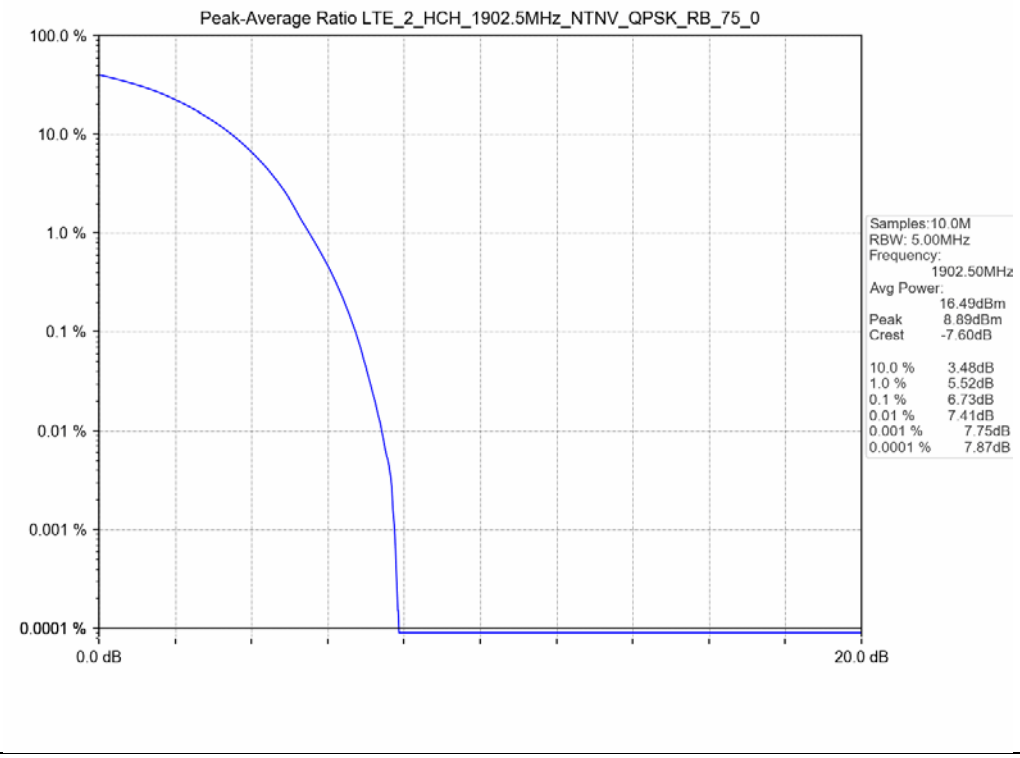
Peak-Average Ratio LTE_2_HCH_1902.5MHz_NTNV_QPSK_RB_75_0
100.0 %
10.0 %
1.0 %
0.1 %
0.01 %
0.001 %
0.0001 %
0.0 dB
20.0 dB
Samples:10.0M
RBW: 5.00MHz
Frequency:
1902.50MHz
Avg Power:
16.49dBm
Peak 8.89dBm
Crest -7.60dB
10.0 % 3.48dB
1.0 % 5.52dB
0.1 % 6.73dB
0.01 % 7.41dB
0.001 % 7.75dB
0.0001 % 7.87dB

Test Band: 2 _ 20MHz Bandwidth							
Test Mode	RB Allocation		Test result (dB)			Limit (dB)	Verdict
	Size	Offset	LCH	MCH	HCH		
QPSK	100	0	7.03	7.15	7.15	13	PASS
16QAM	100	0	7.42	7.56	7.51	13	PASS

1.2 Test Graph

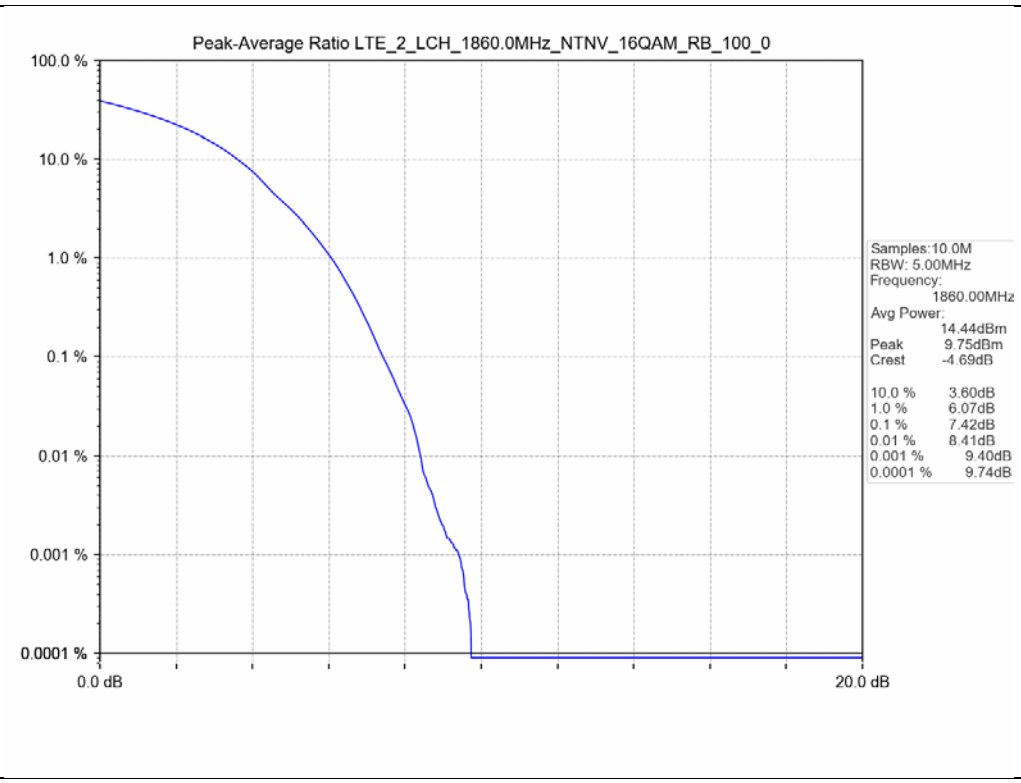

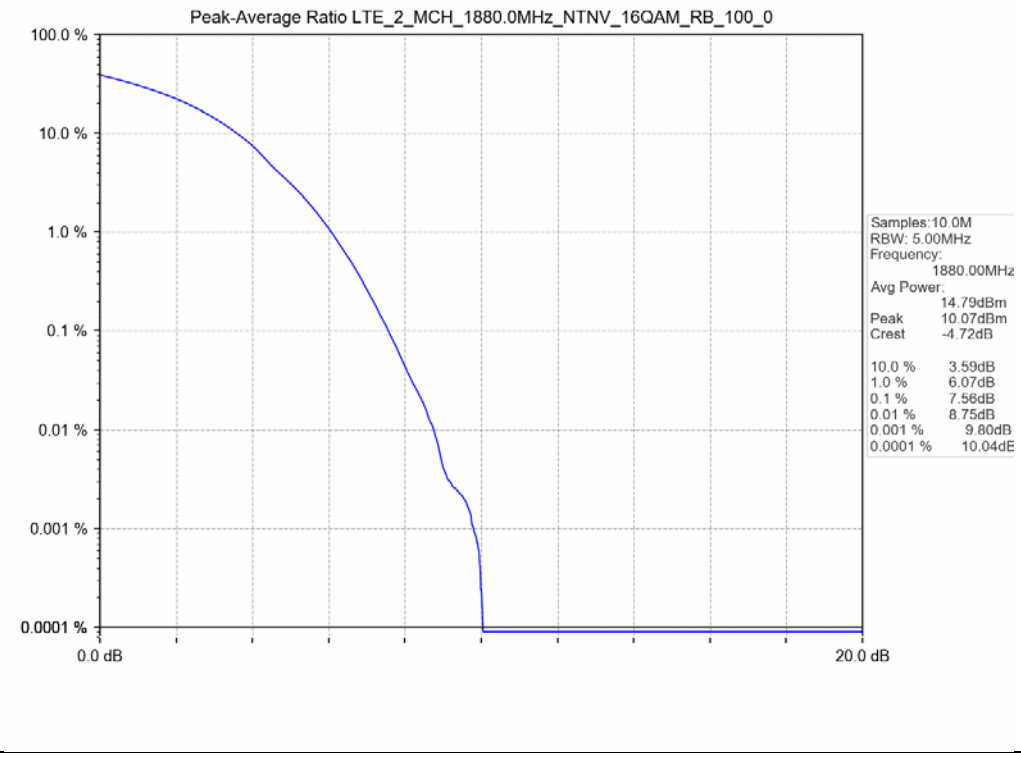

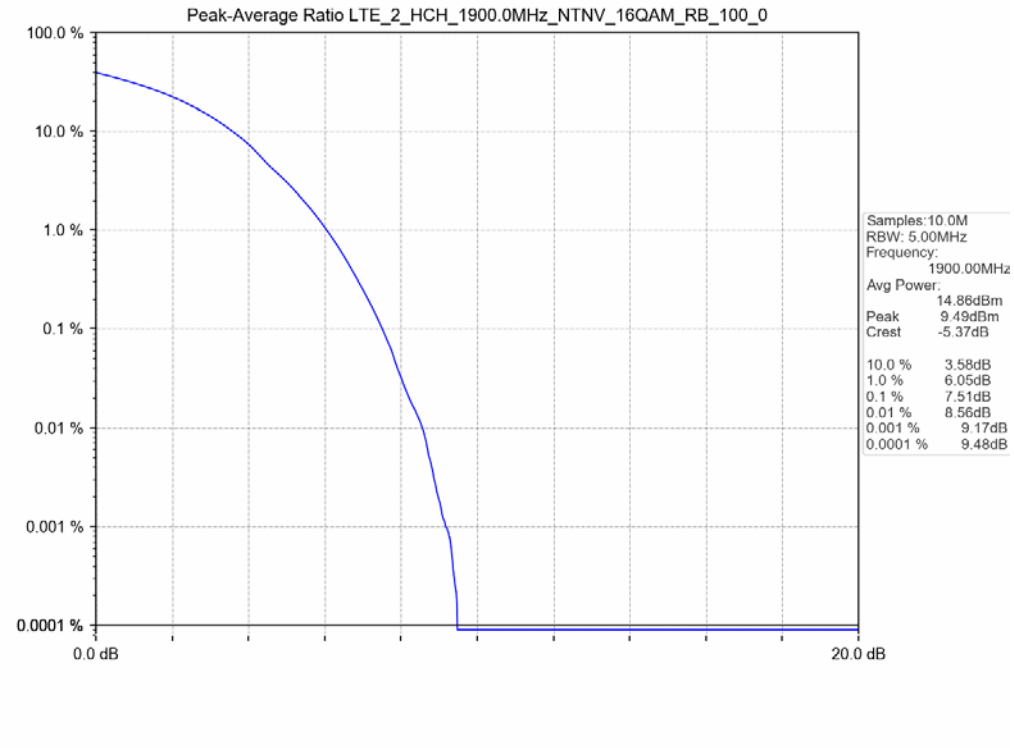
Peak-Average Ratio LTE_2_HCH_1900.0MHz_NTNV_16QAM_RB_100_0
100.0 %
10.0 %
1.0 %
0.1 %
0.01 %
0.001 %
0.0001 %
0.0 dB
20.0 dB
Samples:10.0M
RBW: 5.00MHz
Frequency:
1900.00MHz
Avg Power:
14.86dBm
Peak 9.49dBm
Crest -5.37dB
10.0 % 3.58dB
1.0 % 6.05dB
0.1 % 7.51dB
0.01 % 8.56dB
0.001 % 9.17dB
0.0001 % 9.48dB

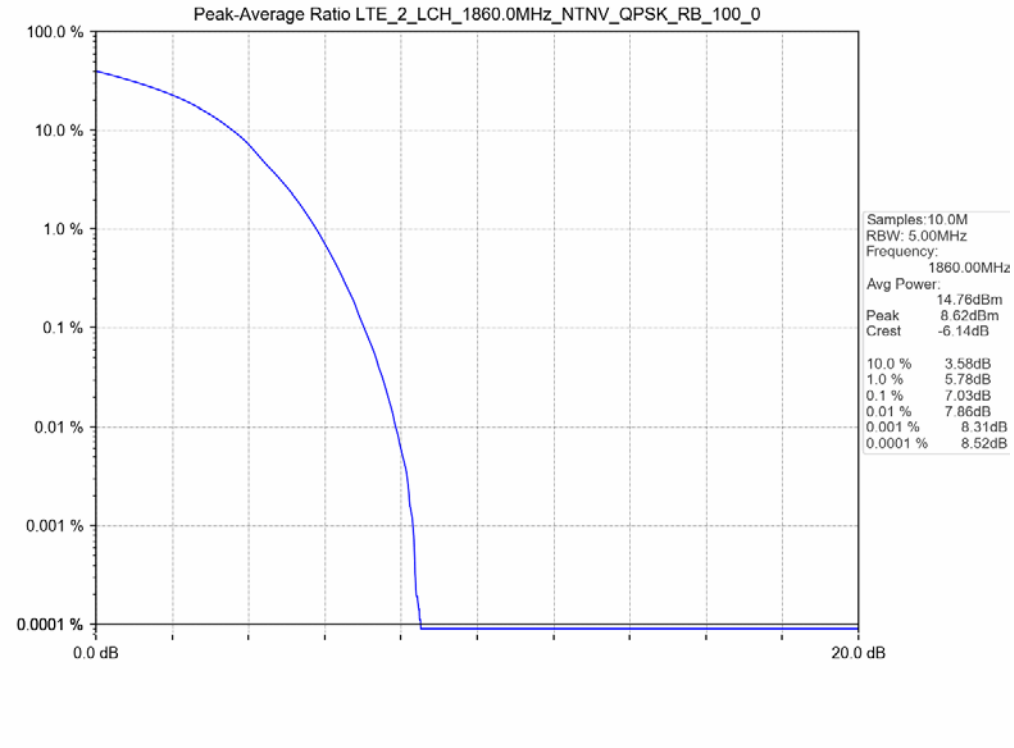
Peak-Average Ratio LTE_2_LCH_1860.0MHz_NTNV_QPSK_RB_100_0
100.0 %
10.0 %
1.0 %
0.1 %
0.01 %
0.001 %
0.0001 %
0.0 dB
20.0 dB
Samples:10.0M
RBW: 5.00MHz
Frequency:
1860.00MHz
Avg Power:
14.76dBm
Peak 8.62dBm
Crest -6.14dB
10.0 % 3.58dB
1.0 % 5.78dB
0.1 % 7.03dB
0.01 % 7.86dB
0.001 % 8.31dB
0.0001 % 8.52dB

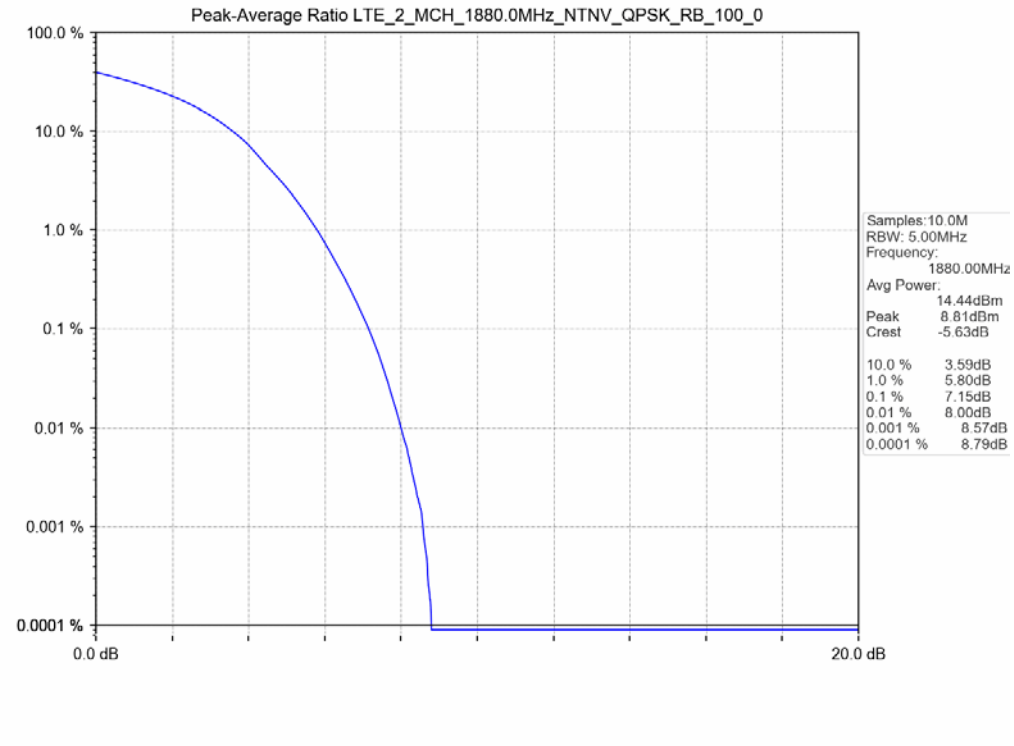
Peak-Average Ratio LTE_2_MCH_1880.0MHz_NTNV_QPSK_RB_100_0
100.0 %
10.0 %
1.0 %
0.1 %
0.01 %
0.001 %
0.0001 %
0.0 dB
20.0 dB
Samples:10.0M
RBW: 5.00MHz
Frequency:
1880.00MHz
Avg Power:
14.44dBm
Peak 8.81dBm
Crest -5.63dB
10.0 % 3.59dB
1.0 % 5.80dB
0.1 % 7.15dB
0.01 % 8.00dB
0.001 % 8.57dB
0.0001 % 8.79dB

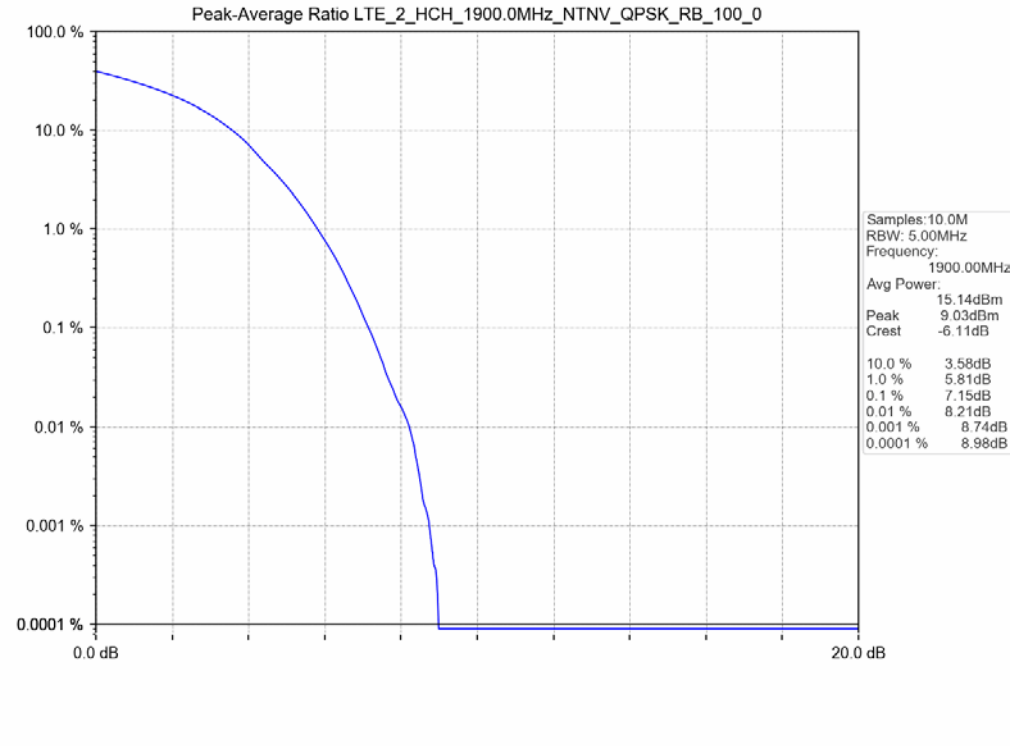
Peak-Average Ratio LTE_2_HCH_1900.0MHz_NTNV_QPSK_RB_100_0
100.0 %
10.0 %
1.0 %
0.1 %
0.01 %
0.001 %
0.0001 %
0.0 dB
20.0 dB
Samples:10.0M
RBW: 5.00MHz
Frequency:
1900.00MHz
Avg Power:
15.14dBm
Peak 9.03dBm
Crest -6.11dB
10.0 % 3.58dB
1.0 % 5.81dB
0.1 % 7.15dB
0.01 % 8.21dB
0.001 % 8.74dB
0.0001 % 8.98dB

2. Peak-Average Ratio

2.1 Test Result

Test Band: 4 _ 1.4MHz Bandwidth							
Test Mode	RB Allocation		Test result (dB)			Limit (dB)	Verdict
	Size	Offset	LCH	MCH	HCH		
QPSK	6	0	5.10	4.87	4.80	13	PASS
16QAM	6	0	5.85	5.77	5.74	13	PASS

2.2 Test Graph

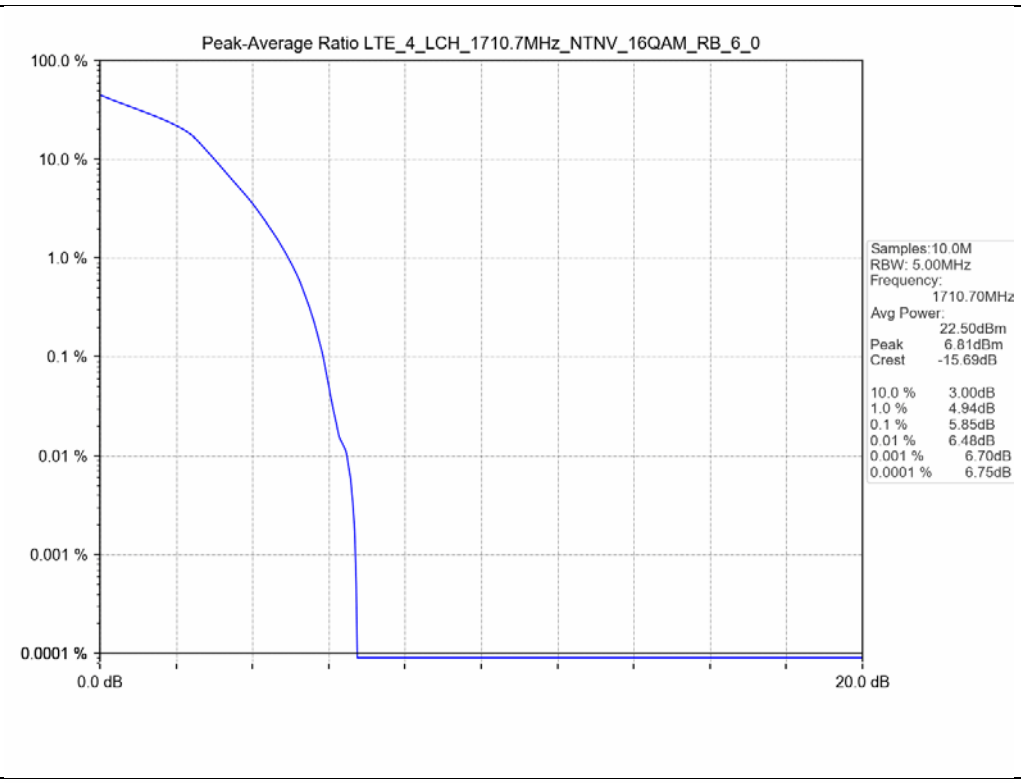

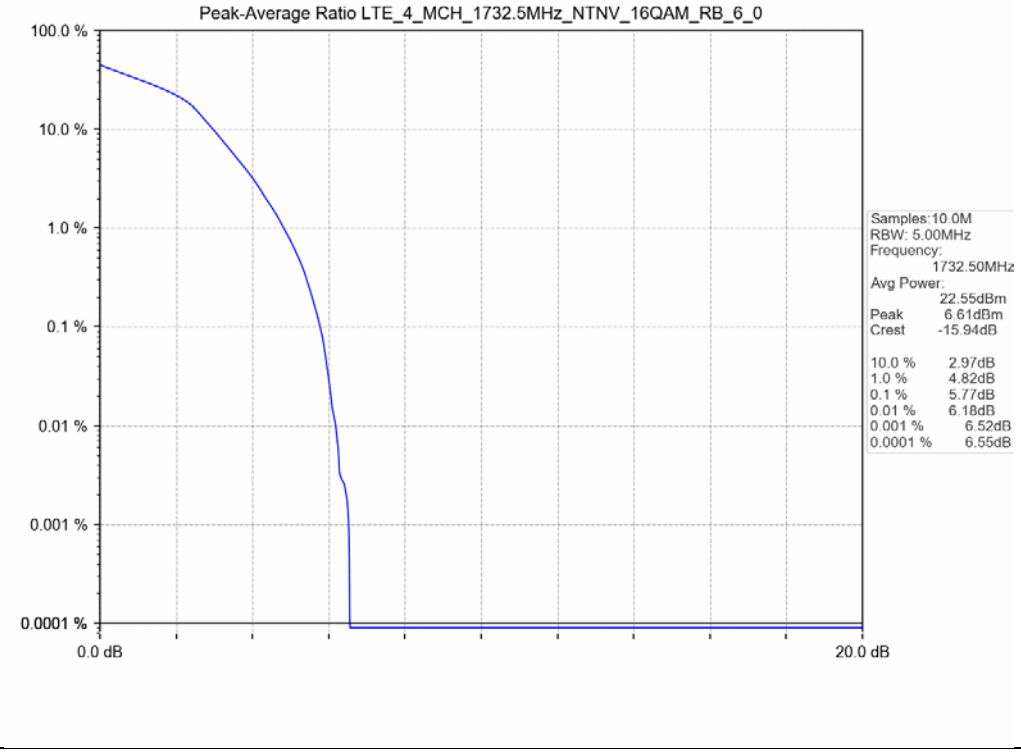

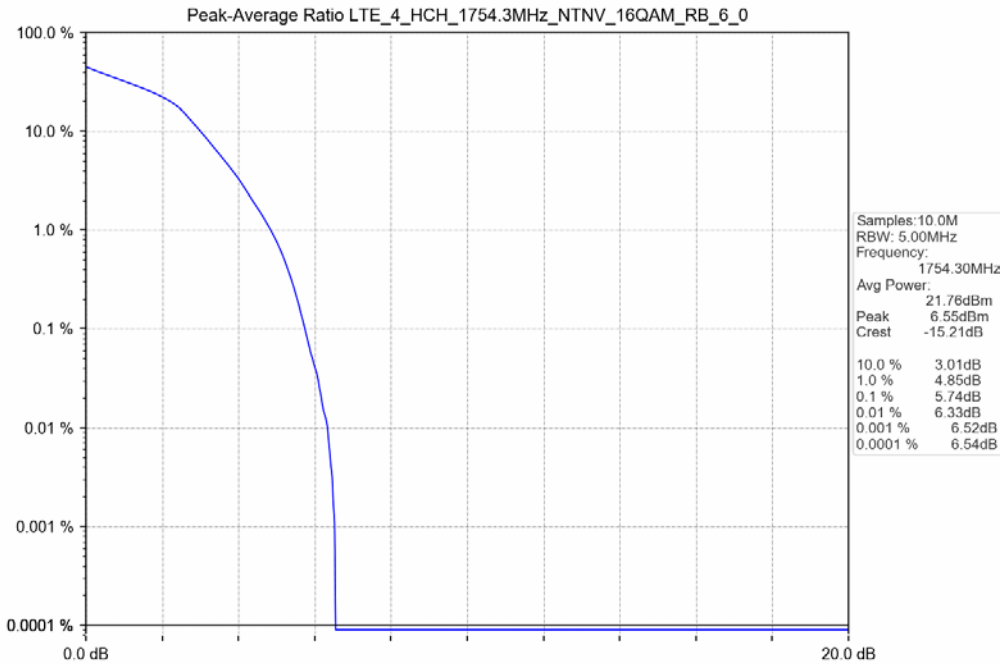
Peak-Average Ratio LTE_4_HCH_1754.3MHz_NTNV_16QAM_RB_6_0
100.0 %
10.0 %
1.0 %
0.1 %
0.01 %
0.001 %
0.0001 %
0.0 dB
20.0 dB
Samples:10.0M
RBW: 5.00MHz
Frequency:
1754.30MHz
Avg Power:
21.76dBm
Peak 6.55dBm
Crest -15.21dB
10.0 % 3.01dB
1.0 % 4.85dB
0.1 % 5.74dB
0.01 % 6.33dB
0.001 % 6.52dB
0.0001 % 6.54dB

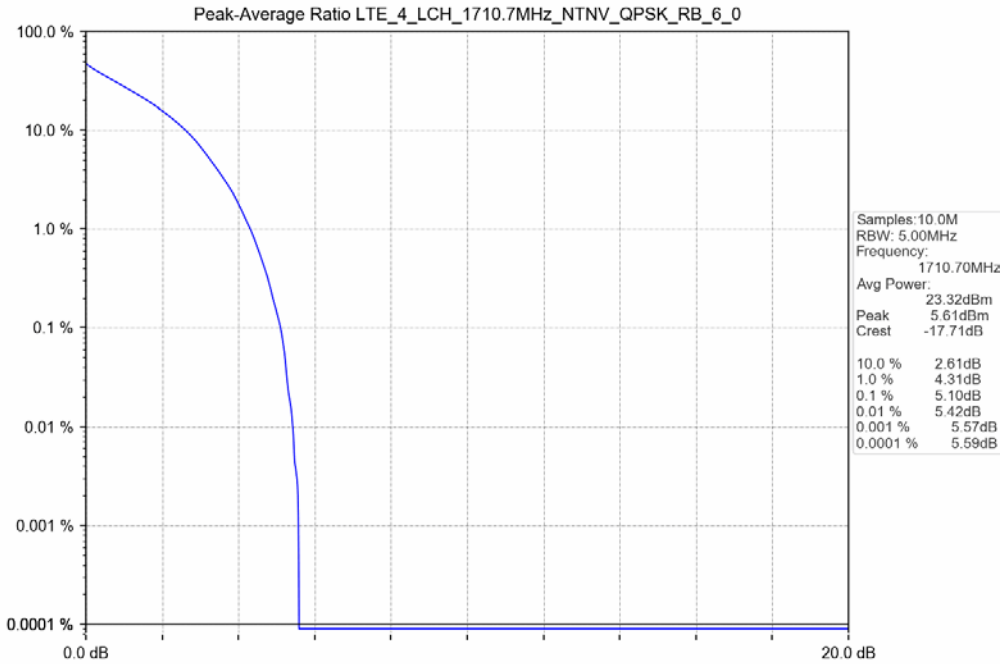
Peak-Average Ratio LTE_4_LCH_1710.7MHz_NTNV_QPSK_RB_6_0
100.0 %
10.0 %
1.0 %
0.1 %
0.01 %
0.001 %
0.0001 %
0.0 dB
20.0 dB
Samples:10.0M
RBW: 5.00MHz
Frequency:
1710.70MHz
Avg Power:
23.32dBm
Peak 5.61dBm
Crest -17.71dB
10.0 % 2.61dB
1.0 % 4.31dB
0.1 % 5.10dB
0.01 % 5.42dB
0.001 % 5.57dB
0.0001 % 5.59dB

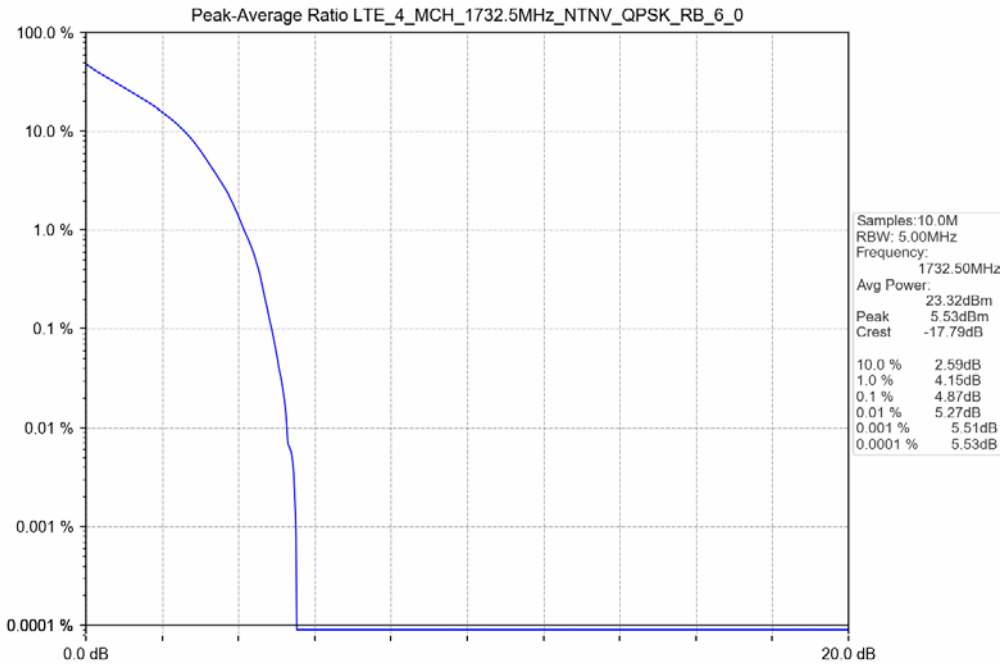
Peak-Average Ratio LTE_4_MCH_1732.5MHz_NTNV_QPSK_RB_6_0
100.0 %
10.0 %
1.0 %
0.1 %
0.01 %
0.001 %
0.0001 %
0.0 dB
20.0 dB
Samples:10.0M
RBW: 5.00MHz
Frequency:
1732.50MHz
Avg Power:
23.32dBm
Peak 5.53dBm
Crest -17.79dB
10.0 % 2.59dB
1.0 % 4.15dB
0.1 % 4.87dB
0.01 % 5.27dB
0.001 % 5.51dB
0.0001 % 5.53dB

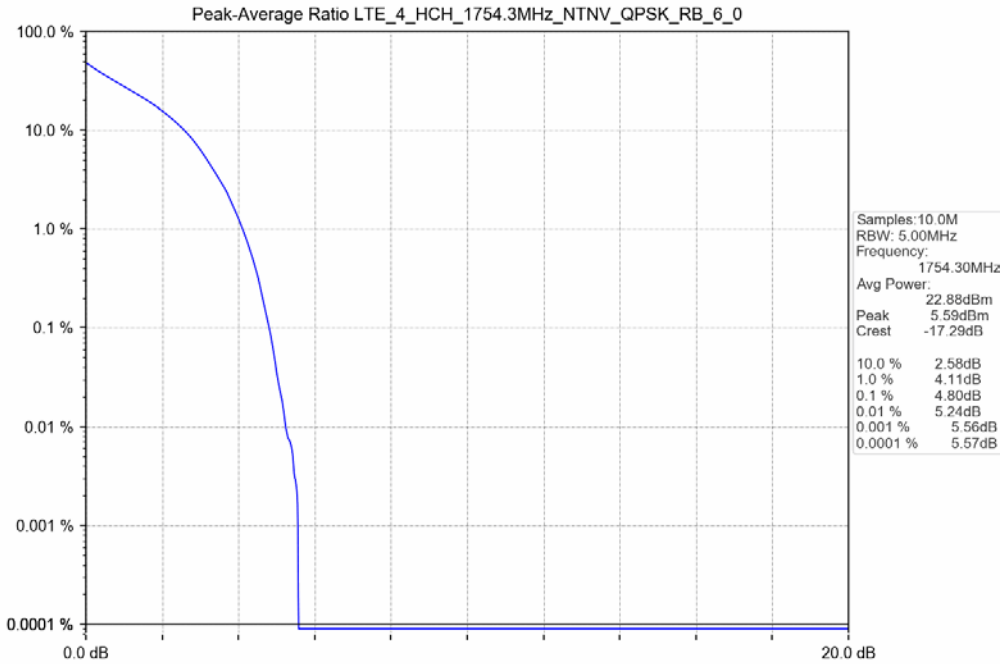
Peak-Average Ratio LTE_4_HCH_1754.3MHz_NTNV_QPSK_RB_6_0
100.0 %
10.0 %
1.0 %
0.1 %
0.01 %
0.001 %
0.0001 %
0.0 dB
20.0 dB
Samples:10.0M
RBW: 5.00MHz
Frequency:
1754.30MHz
Avg Power:
22.88dBm
Peak 5.59dBm
Crest -17.29dB
10.0 % 2.58dB
1.0 % 4.11dB
0.1 % 4.80dB
0.01 % 5.24dB
0.001 % 5.56dB
0.0001 % 5.57dB

Test Band: 4 _ 3MHz Bandwidth							
Test Mode	RB Allocation		Test result (dB)			Limit (dB)	Verdict
	Size	Offset	LCH	MCH	HCH		
QPSK	15	0	5.28	5.06	5.02	13	PASS
16QAM	15	0	6.07	5.97	5.87	13	PASS

2.2 Test Graph

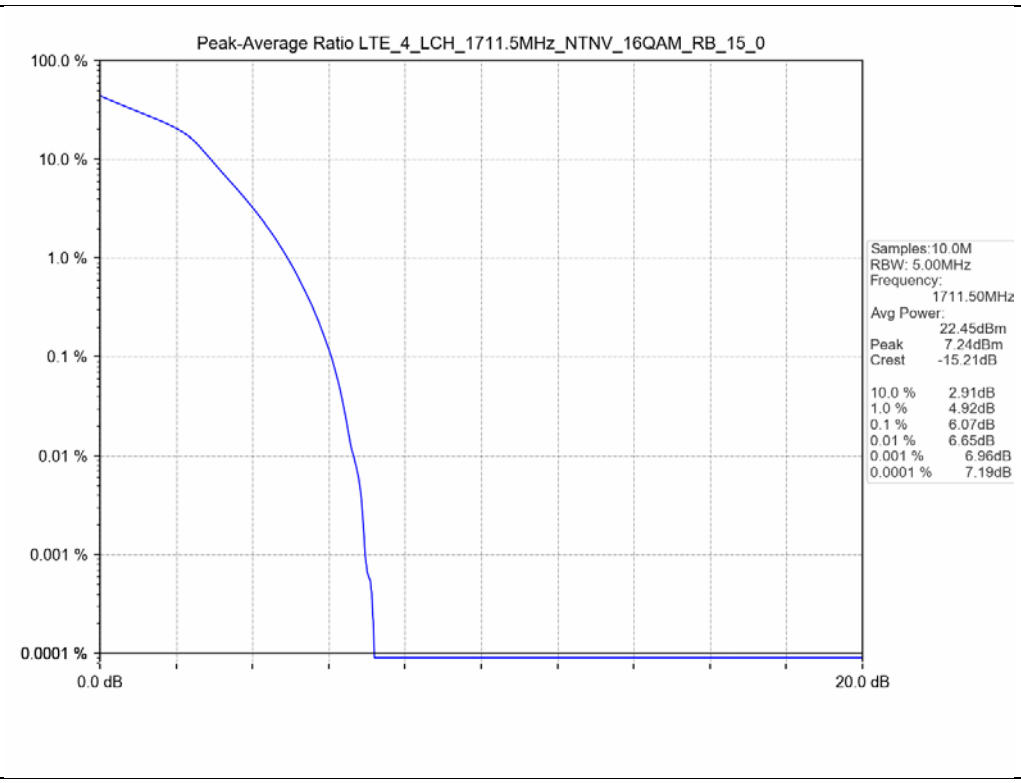

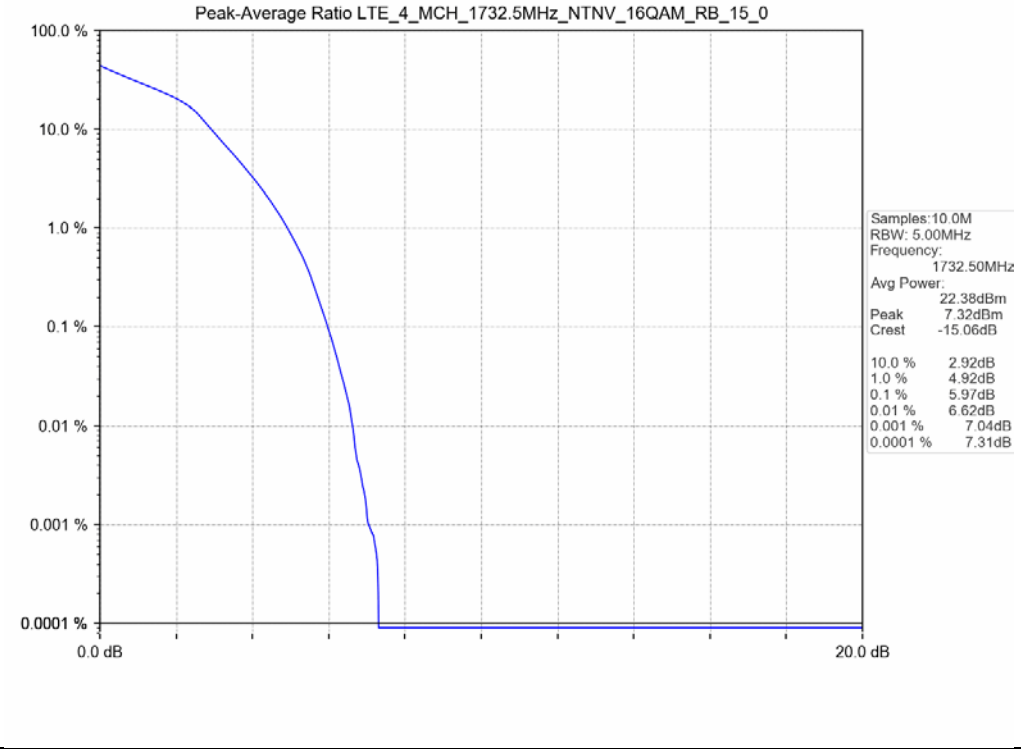

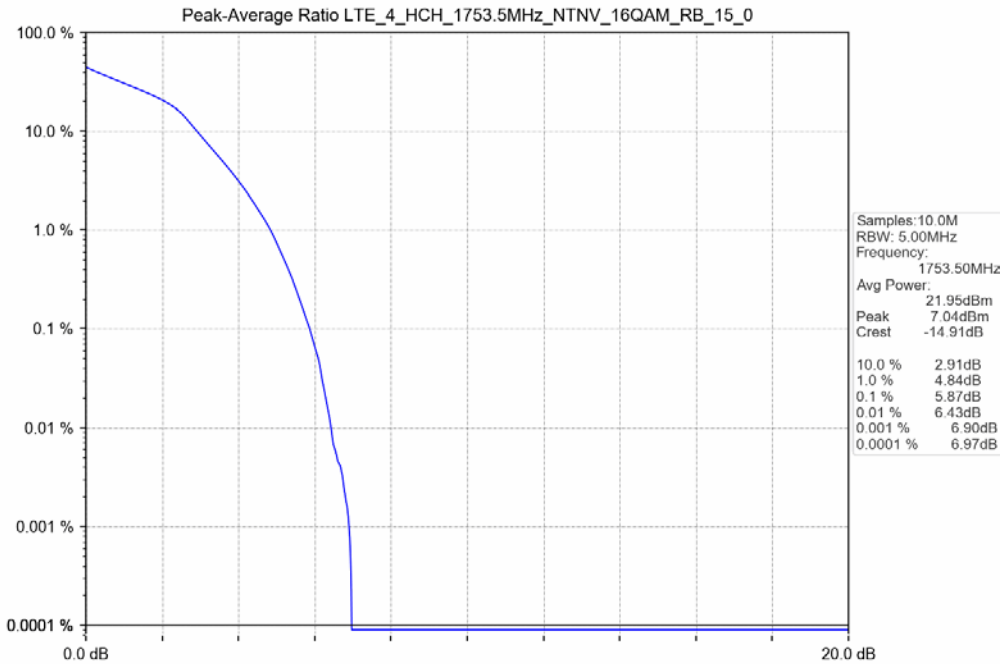
Peak-Average Ratio LTE_4_HCH_1753.5MHz_NTNV_16QAM_RB_15_0
100.0 %
10.0 %
1.0 %
0.1 %
0.01 %
0.001 %
0.0001 %
0.0 dB
20.0 dB
Samples:10.0M
RBW: 5.00MHz
Frequency:
1753.50MHz
Avg Power:
21.95dBm
Peak 7.04dBm
Crest -14.91dB
10.0 % 2.91dB
1.0 % 4.84dB
0.1 % 5.87dB
0.01 % 6.43dB
0.001 % 6.90dB
0.0001 % 6.97dB

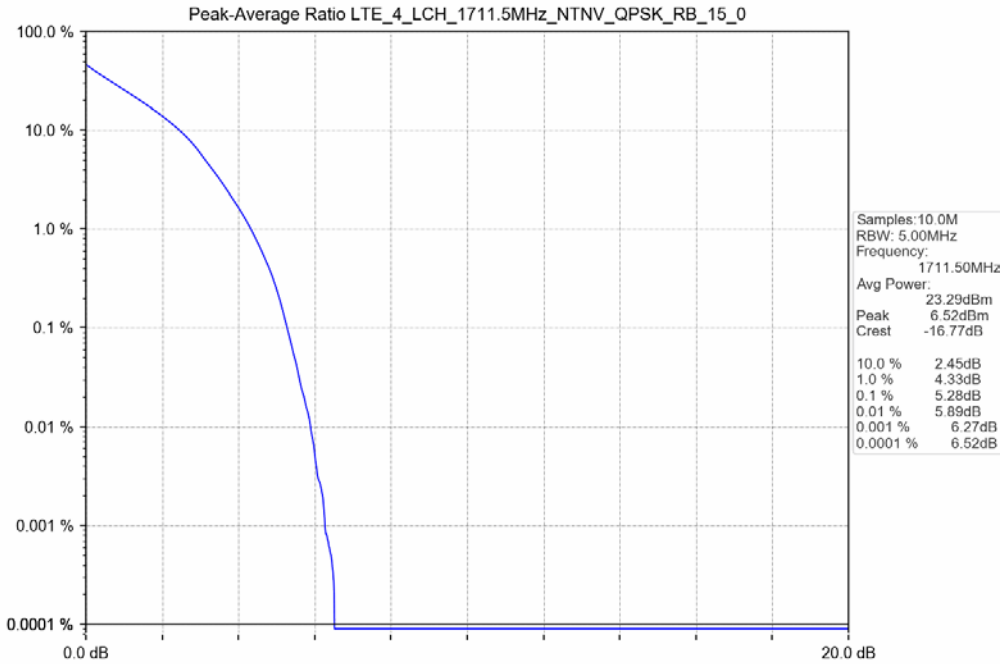
Peak-Average Ratio LTE_4_LCH_1711.5MHz_NTNV_QPSK_RB_15_0
100.0 %
10.0 %
1.0 %
0.1 %
0.01 %
0.001 %
0.0001 %
0.0 dB
20.0 dB
Samples:10.0M
RBW: 5.00MHz
Frequency:
1711.50MHz
Avg Power:
23.29dBm
Peak 6.52dBm
Crest -16.77dB
10.0 % 2.45dB
1.0 % 4.33dB
0.1 % 5.28dB
0.01 % 5.89dB
0.001 % 6.27dB
0.0001 % 6.52dB

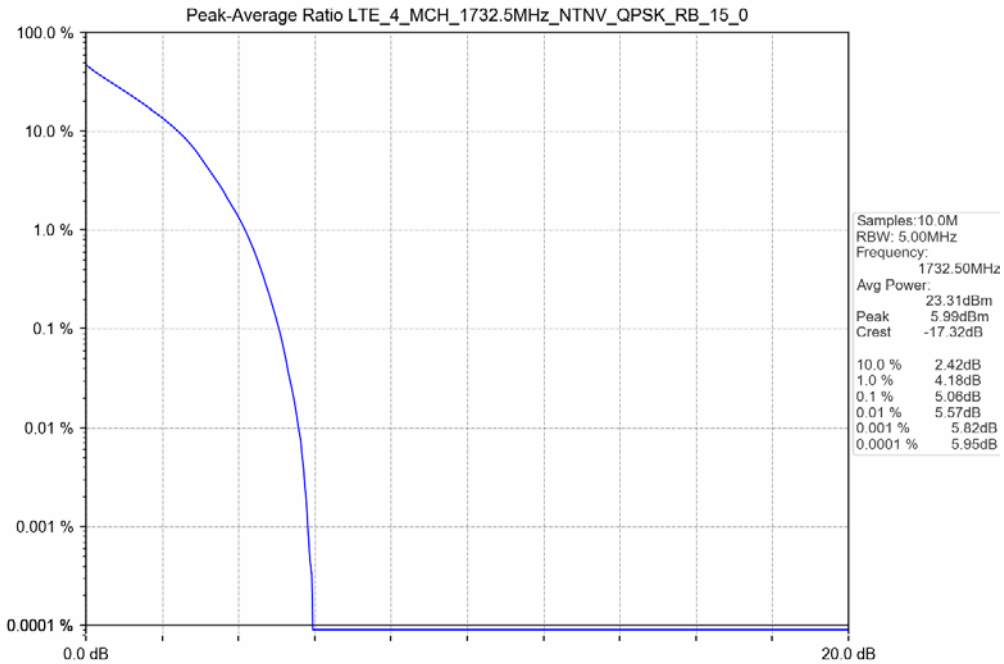
Peak-Average Ratio LTE_4_MCH_1732.5MHz_NTNV_QPSK_RB_15_0
100.0 %
10.0 %
1.0 %
0.1 %
0.01 %
0.001 %
0.0001 %
0.0 dB
20.0 dB
Samples:10.0M
RBW: 5.00MHz
Frequency:
1732.50MHz
Avg Power:
23.31dBm
Peak 5.99dBm
Crest -17.32dB
10.0 % 2.42dB
1.0 % 4.18dB
0.1 % 5.06dB
0.01 % 5.57dB
0.001 % 5.82dB
0.0001 % 5.95dB

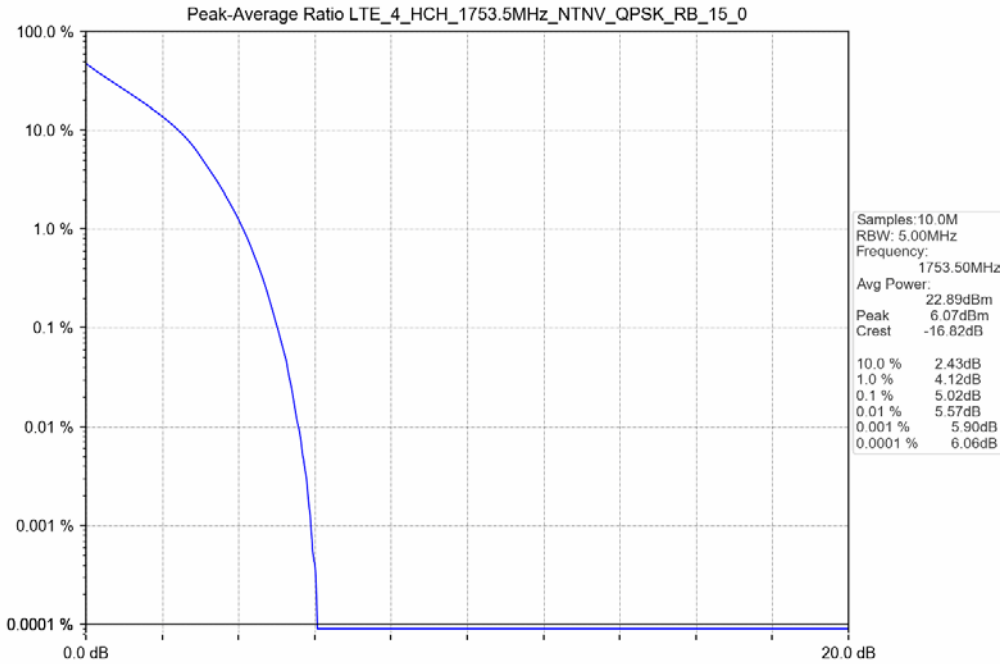
Peak-Average Ratio LTE_4_HCH_1753.5MHz_NTNV_QPSK_RB_15_0
100.0 %
10.0 %
1.0 %
0.1 %
0.01 %
0.001 %
0.0001 %
0.0 dB
20.0 dB
Samples:10.0M
RBW: 5.00MHz
Frequency:
1753.50MHz
Avg Power:
22.89dBm
Peak 6.07dBm
Crest -16.82dB
10.0 % 2.43dB
1.0 % 4.12dB
0.1 % 5.02dB
0.01 % 5.57dB
0.001 % 5.90dB
0.0001 % 6.06dB

Test Band: 4 _ 5MHz Bandwidth							
Test Mode	RB Allocation		Test result (dB)			Limit (dB)	Verdict
	Size	Offset	LCH	MCH	HCH		
QPSK	25	0	5.40	5.30	5.22	13	PASS
16QAM	25	0	6.15	6.05	5.91	13	PASS

2.2 Test Graph

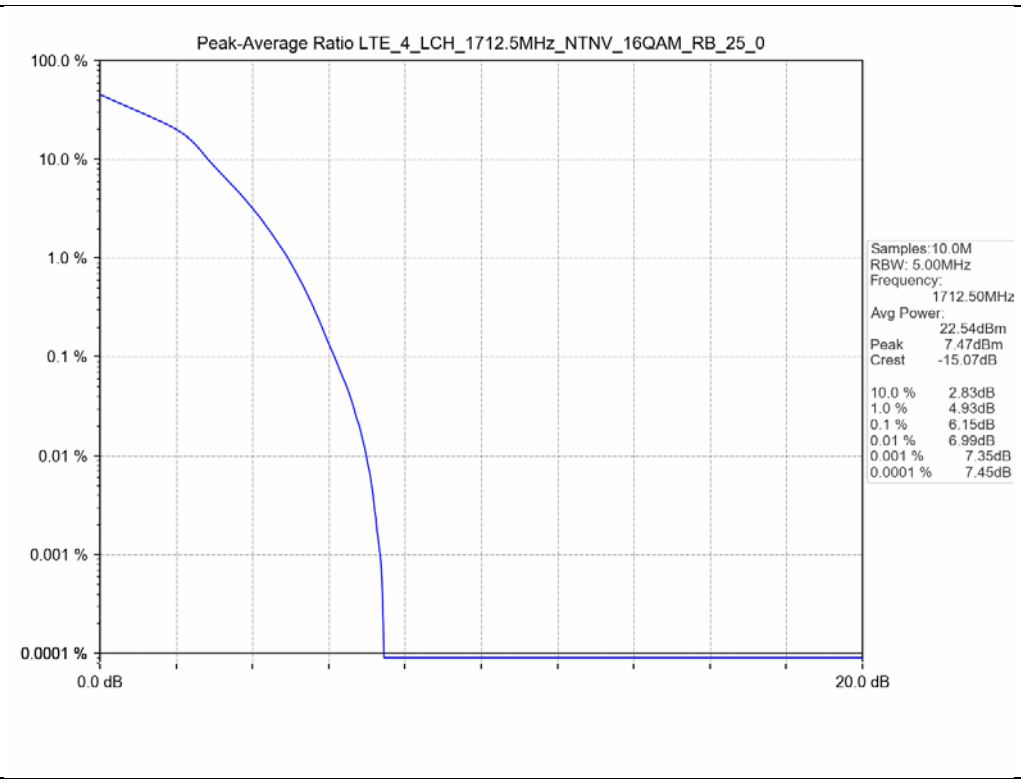

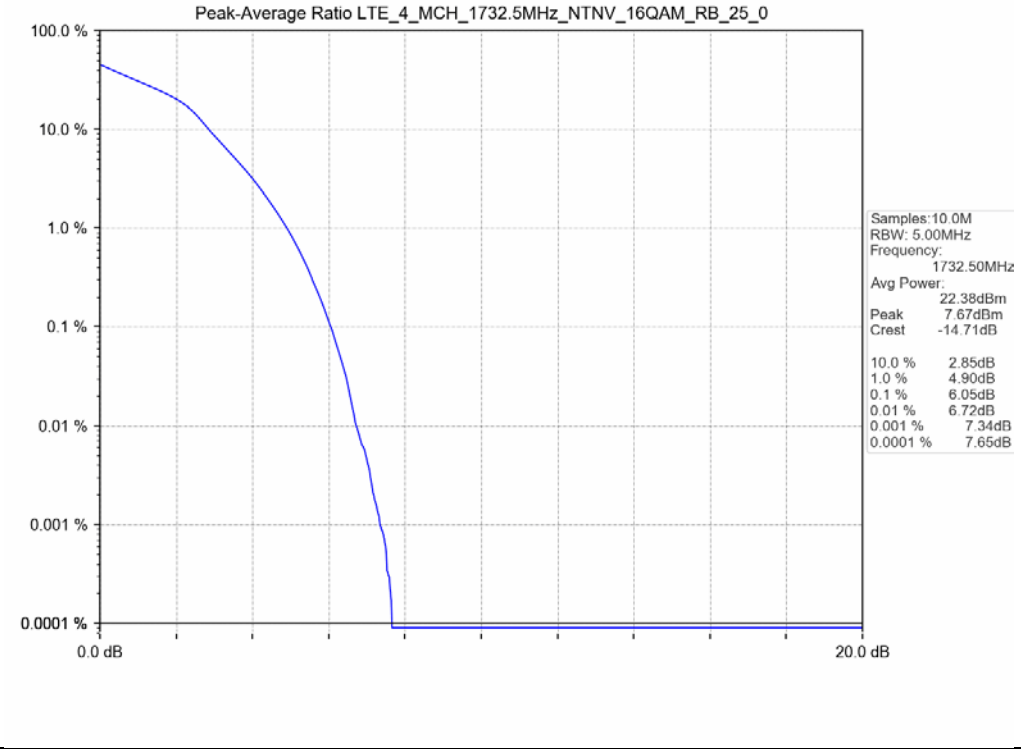

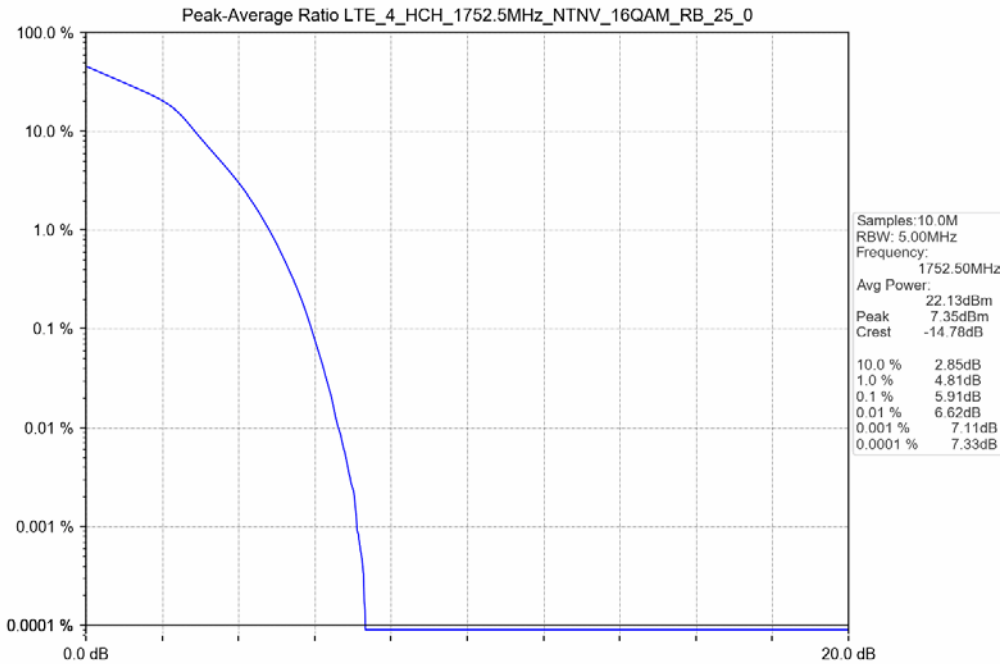
Peak-Average Ratio LTE_4_HCH_1752.5MHz_NTNV_16QAM_RB_25_0
100.0 %
10.0 %
1.0 %
0.1 %
0.01 %
0.001 %
0.0001 %
0.0 dB
20.0 dB
Samples:10.0M
RBW: 5.00MHz
Frequency:
1752.50MHz
Avg Power:
22.13dBm
Peak 7.35dBm
Crest -14.78dB
10.0 % 2.85dB
1.0 % 4.81dB
0.1 % 5.91dB
0.01 % 6.62dB
0.001 % 7.11dB
0.0001 % 7.33dB

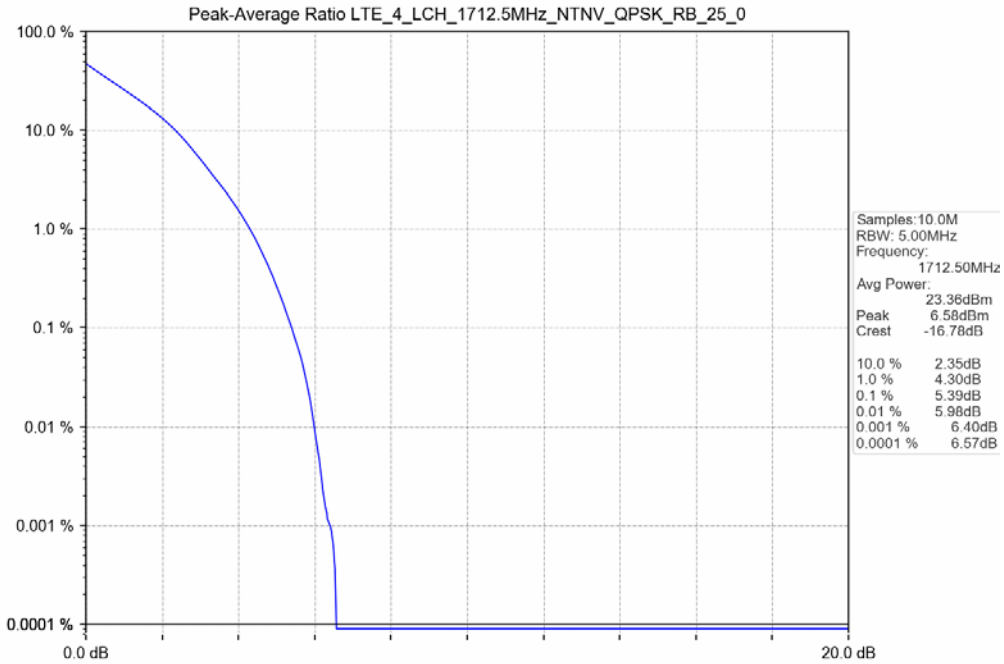
Peak-Average Ratio LTE_4_LCH_1712.5MHz_NTNV_QPSK_RB_25_0
100.0 %
10.0 %
1.0 %
0.1 %
0.01 %
0.001 %
0.0001 %
0.0 dB
20.0 dB
Samples:10.0M
RBW: 5.00MHz
Frequency:
1712.50MHz
Avg Power:
23.36dBm
Peak 6.58dBm
Crest -16.78dB
10.0 % 2.35dB
1.0 % 4.30dB
0.1 % 5.39dB
0.01 % 5.98dB
0.001 % 6.40dB
0.0001 % 6.57dB

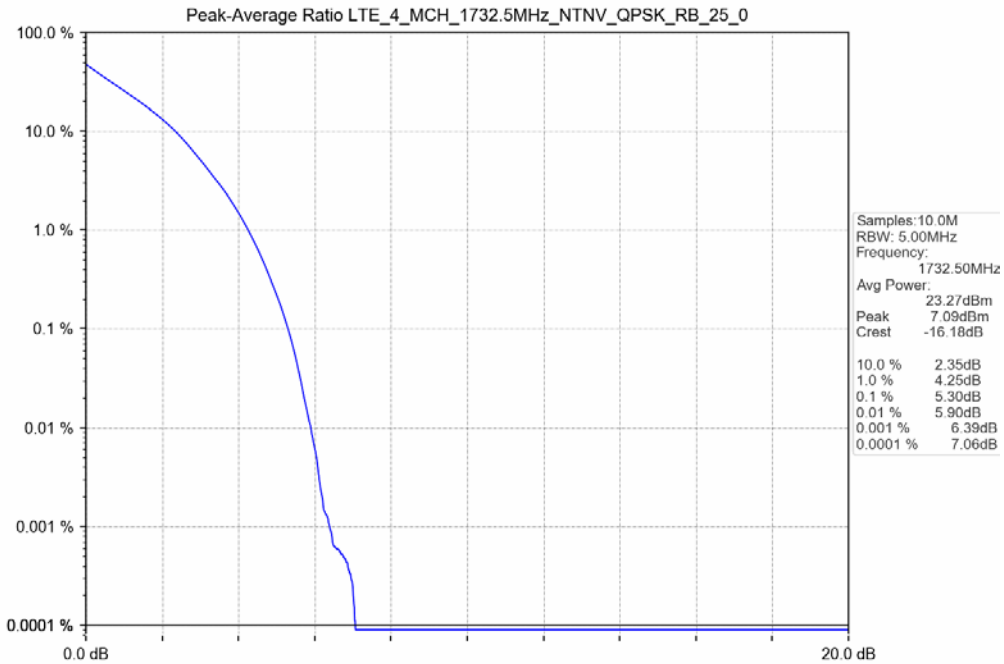
Peak-Average Ratio LTE_4_MCH_1732.5MHz_NTNV_QPSK_RB_25_0
100.0 %
10.0 %
1.0 %
0.1 %
0.01 %
0.001 %
0.0001 %
0.0 dB
20.0 dB
Samples:10.0M
RBW: 5.00MHz
Frequency:
1732.50MHz
Avg Power:
23.27dBm
Peak 7.09dBm
Crest -16.18dB
10.0 % 2.35dB
1.0 % 4.25dB
0.1 % 5.30dB
0.01 % 5.90dB
0.001 % 6.39dB
0.0001 % 7.06dB

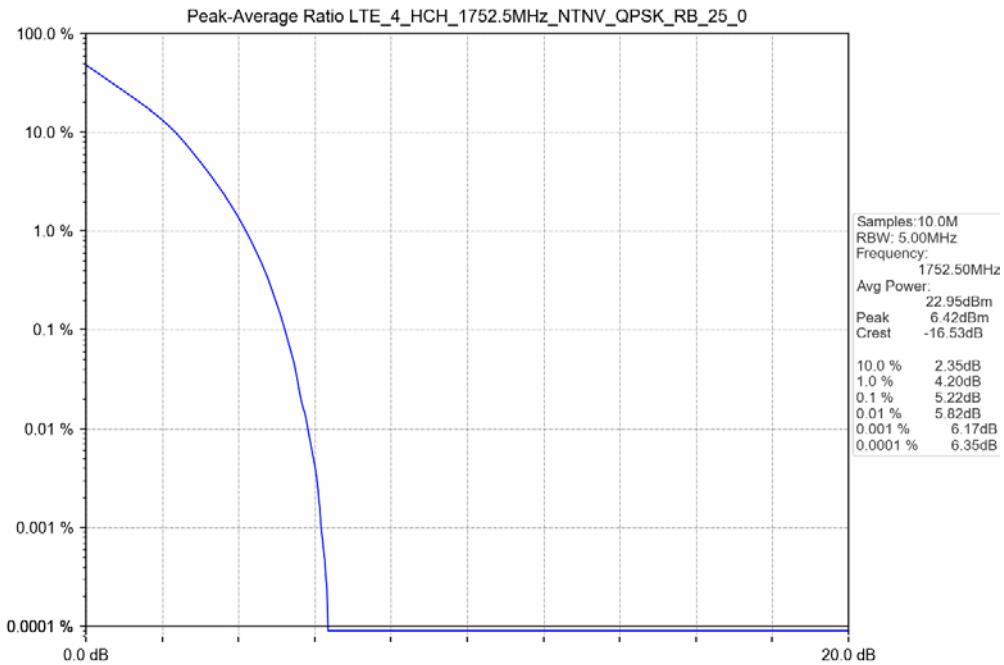
Peak-Average Ratio LTE_4_HCH_1752.5MHz_NTNV_QPSK_RB_25_0
100.0 %
10.0 %
1.0 %
0.1 %
0.01 %
0.001 %
0.0001 %
0.0 dB
20.0 dB
Samples:10.0M
RBW: 5.00MHz
Frequency:
1752.50MHz
Avg Power:
22.95dBm
Peak 6.42dBm
Crest -16.53dB
10.0 % 2.35dB
1.0 % 4.20dB
0.1 % 5.22dB
0.01 % 5.82dB
0.001 % 6.17dB
0.0001 % 6.35dB

Test Band: 4 _ 10MHz Bandwidth							
Test Mode	RB Allocation		Test result (dB)			Limit (dB)	Verdict
	Size	Offset	LCH	MCH	HCH		
QPSK	50	0	5.95	6.00	5.99	13	PASS
16QAM	50	0	6.80	6.71	6.66	13	PASS

2.2 Test Graph

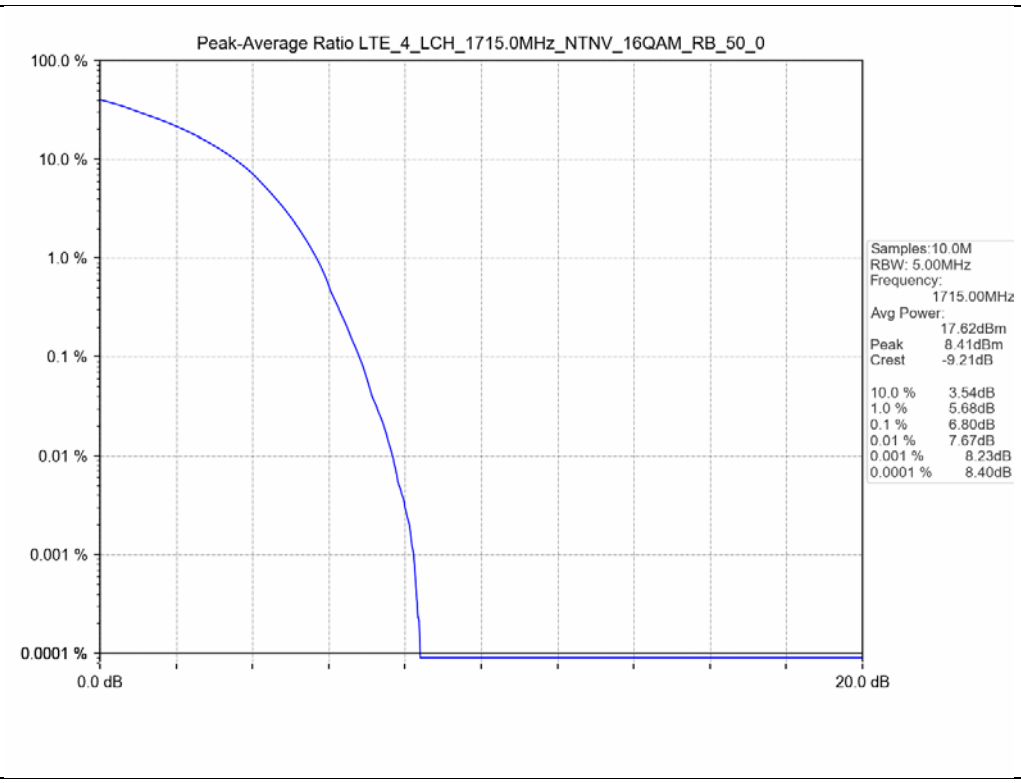

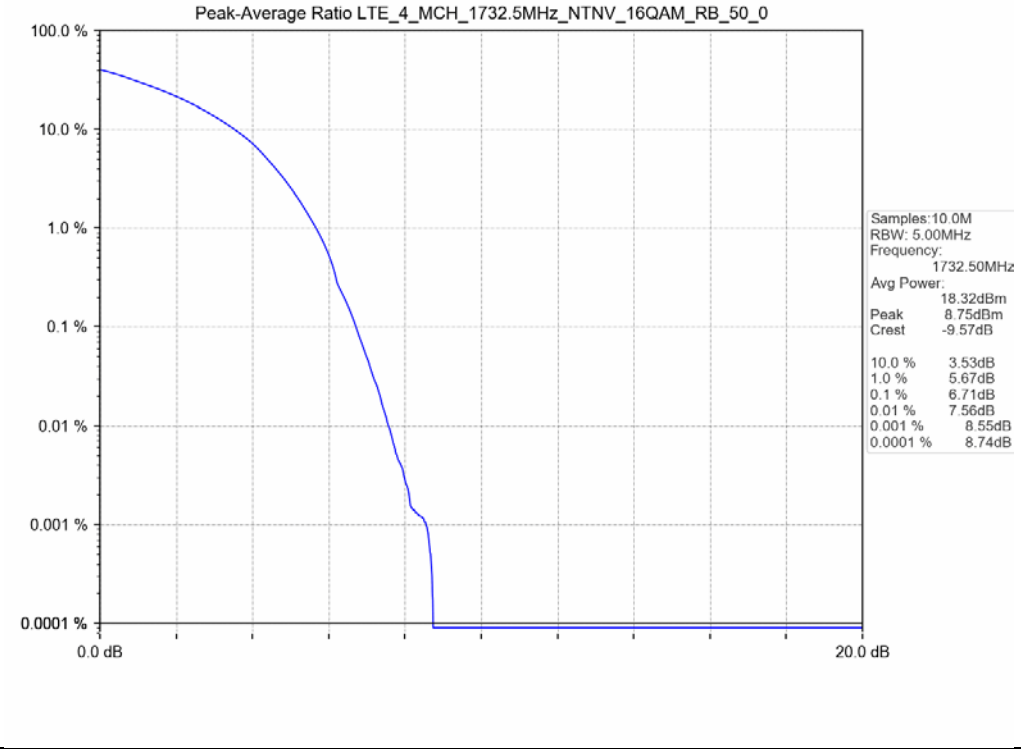

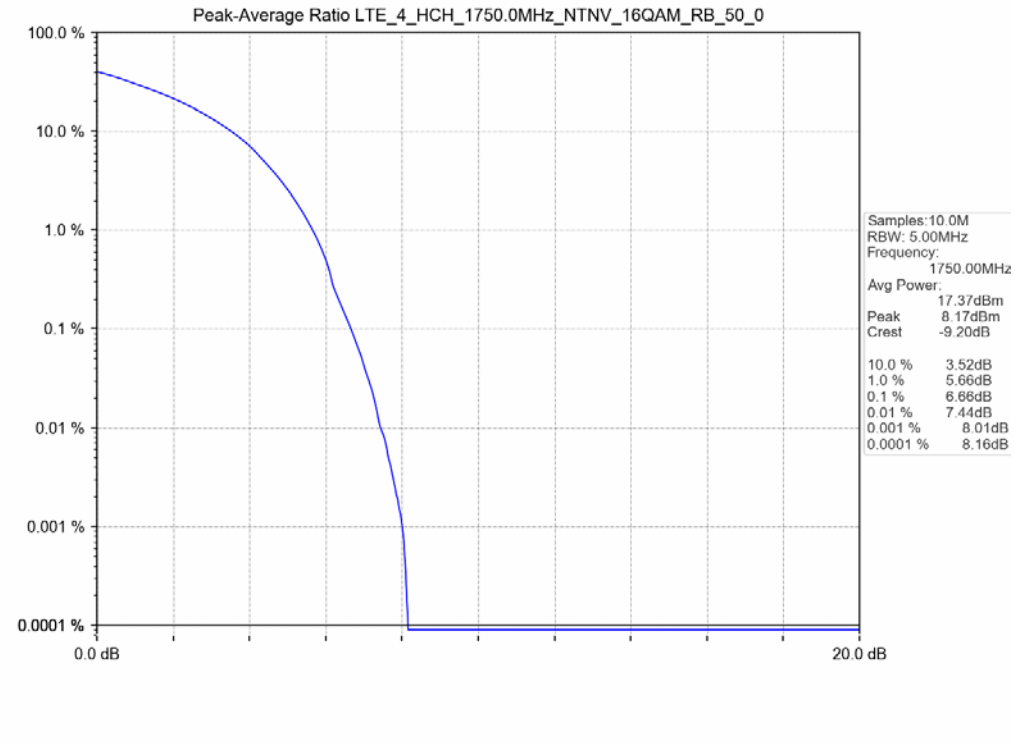
Peak-Average Ratio LTE_4_HCH_1750.0MHz_NTNV_16QAM_RB_50_0
100.0 %
10.0 %
1.0 %
0.1 %
0.01 %
0.001 %
0.0001 %
0.0 dB
20.0 dB
Samples:10.0M
RBW: 5.00MHz
Frequency:
1750.00MHz
Avg Power:
17.37dBm
Peak 8.17dBm
Crest -9.20dB
10.0 % 3.52dB
1.0 % 5.66dB
0.1 % 6.66dB
0.01 % 7.44dB
0.001 % 8.01dB
0.0001 % 8.16dB

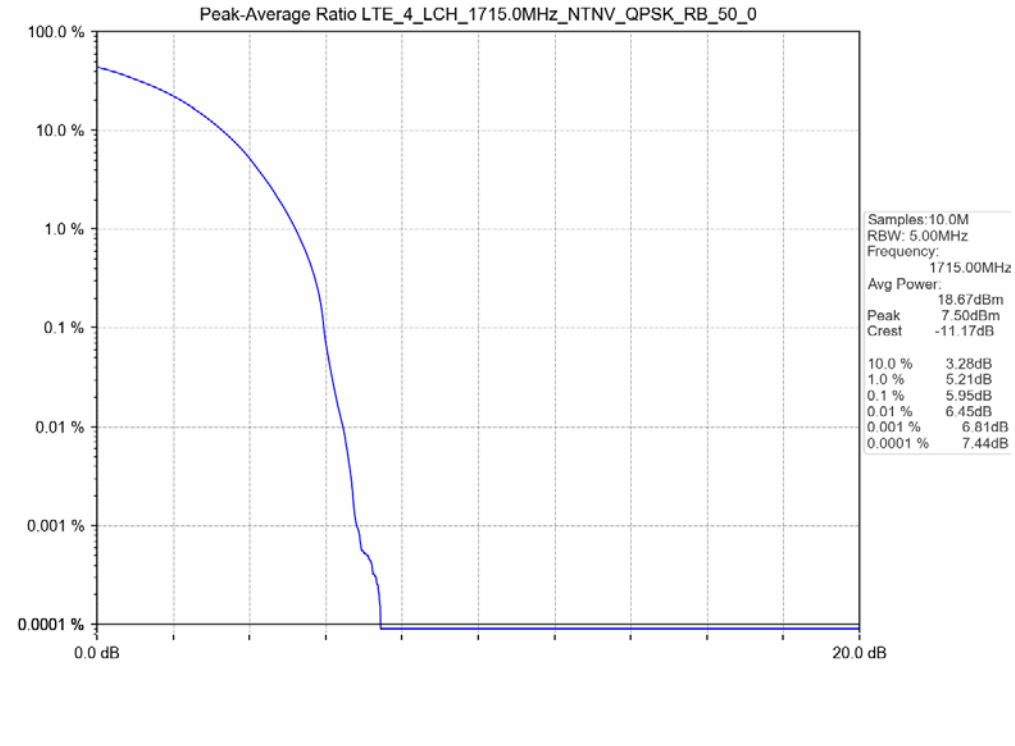
Peak-Average Ratio LTE_4_LCH_1715.0MHz_NTNV_QPSK_RB_50_0
100.0 %
10.0 %
1.0 %
0.1 %
0.01 %
0.001 %
0.0001 %
0.0 dB
20.0 dB
Samples:10.0M
RBW: 5.00MHz
Frequency:
1715.00MHz
Avg Power:
18.67dBm
Peak 7.50dBm
Crest -11.17dB
10.0 % 3.28dB
1.0 % 5.21dB
0.1 % 5.95dB
0.01 % 6.45dB
0.001 % 6.81dB
0.0001 % 7.44dB

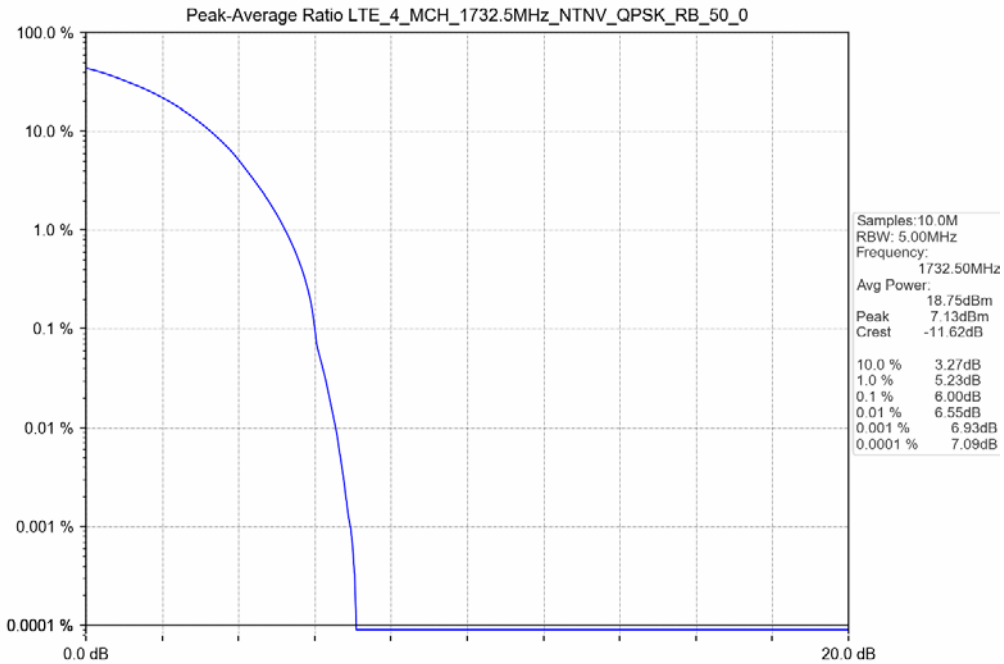
Peak-Average Ratio LTE_4_MCH_1732.5MHz_NTNV_QPSK_RB_50_0
100.0 %
10.0 %
1.0 %
0.1 %
0.01 %
0.001 %
0.0001 %
0.0 dB
20.0 dB
Samples:10.0M
RBW: 5.00MHz
Frequency:
1732.50MHz
Avg Power:
18.75dBm
Peak 7.13dBm
Crest -11.62dB
10.0 % 3.27dB
1.0 % 5.23dB
0.1 % 6.00dB
0.01 % 6.55dB
0.001 % 6.93dB
0.0001 % 7.09dB

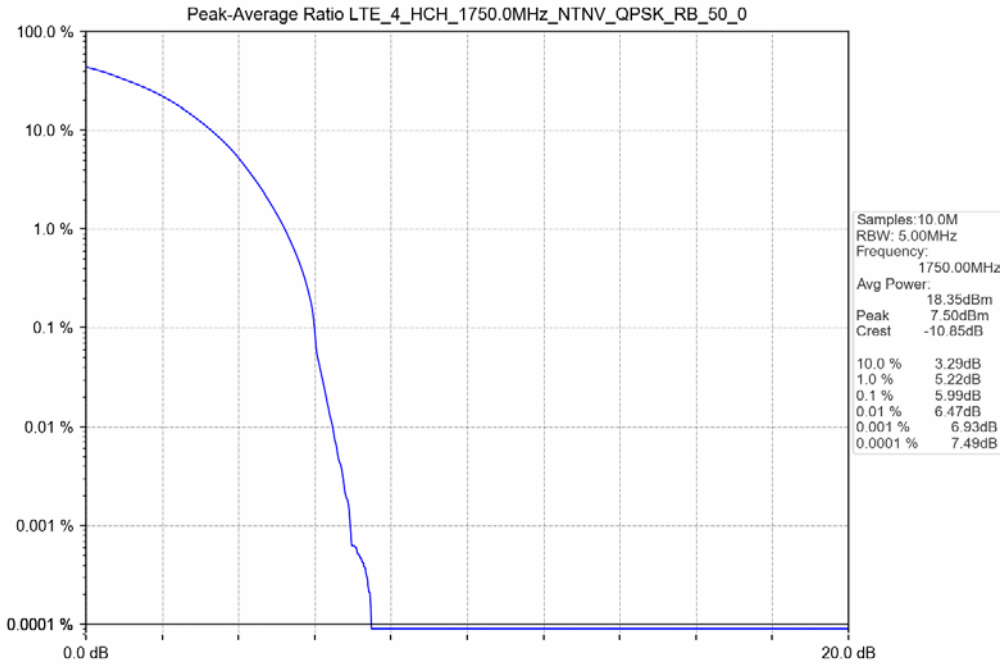
Peak-Average Ratio LTE_4_HCH_1750.0MHz_NTNV_QPSK_RB_50_0
100.0 %
10.0 %
1.0 %
0.1 %
0.01 %
0.001 %
0.0001 %
0.0 dB
20.0 dB
Samples:10.0M
RBW: 5.00MHz
Frequency:
1750.00MHz
Avg Power:
18.35dBm
Peak 7.50dBm
Crest -10.85dB
10.0 % 3.29dB
1.0 % 5.22dB
0.1 % 5.99dB
0.01 % 6.47dB
0.001 % 6.93dB
0.0001 % 7.49dB

Test Band: 4 _ 15MHz Bandwidth							
Test Mode	RB Allocation		Test result (dB)			Limit (dB)	Verdict
	Size	Offset	LCH	MCH	HCH		
QPSK	75	0	6.70	6.66	6.73	13	PASS
16QAM	75	0	7.28	7.26	7.24	13	PASS

2.2 Test Graph

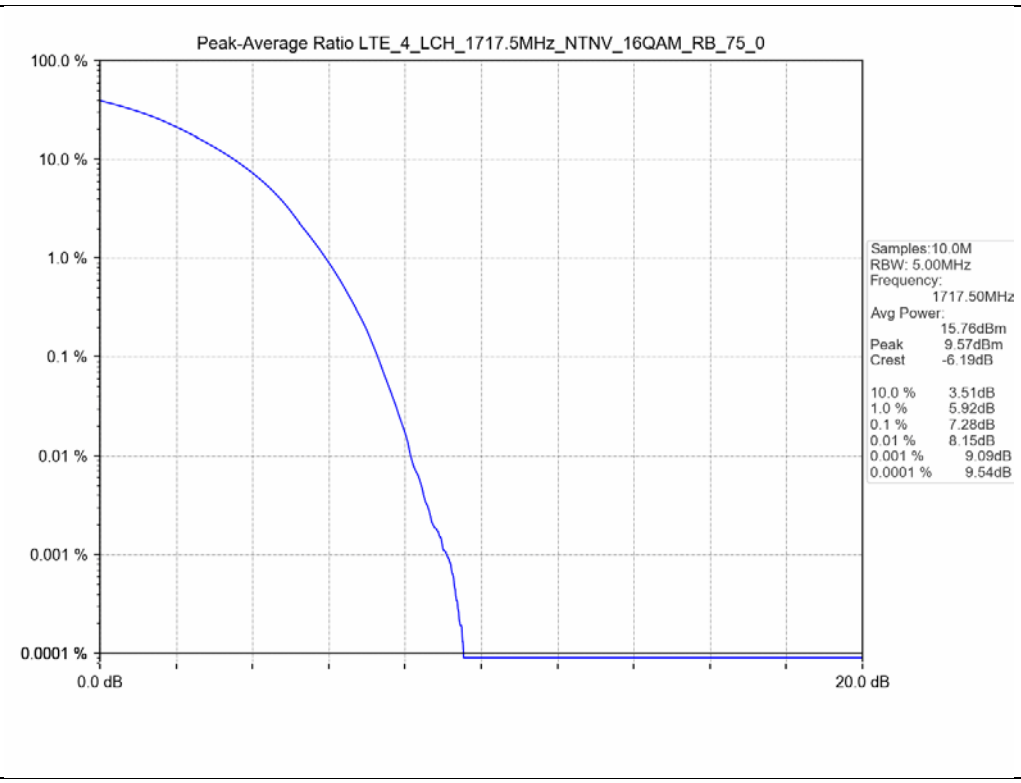

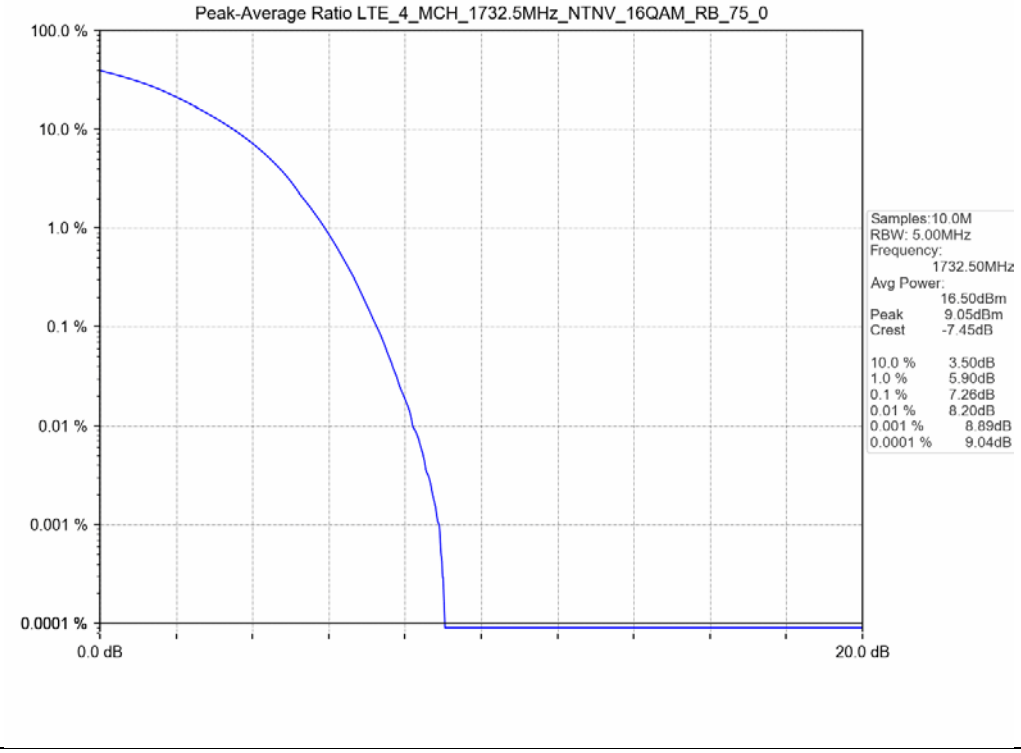

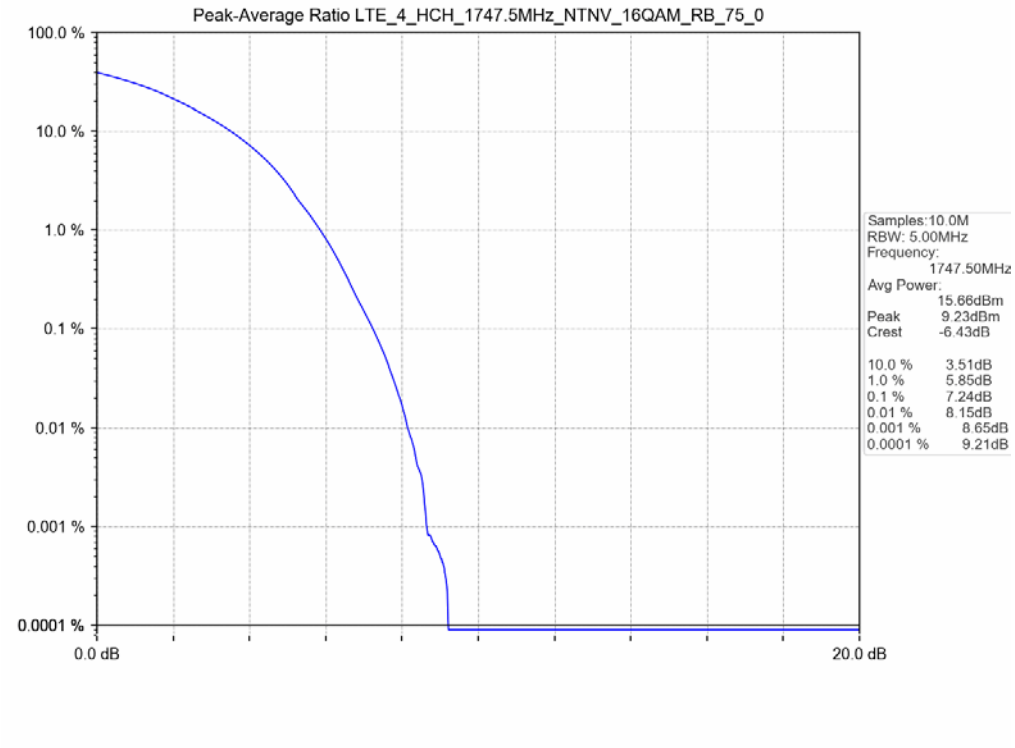
Peak-Average Ratio LTE_4_HCH_1747.5MHz_NTNV_16QAM_RB_75_0
100.0 %
10.0 %
1.0 %
0.1 %
0.01 %
0.001 %
0.0001 %
0.0 dB
20.0 dB
Samples:10.0M
RBW: 5.00MHz
Frequency:
1747.50MHz
Avg Power:
15.66dBm
Peak 9.23dBm
Crest -6.43dB
10.0 % 3.51dB
1.0 % 5.85dB
0.1 % 7.24dB
0.01 % 8.15dB
0.001 % 8.65dB
0.0001 % 9.21dB

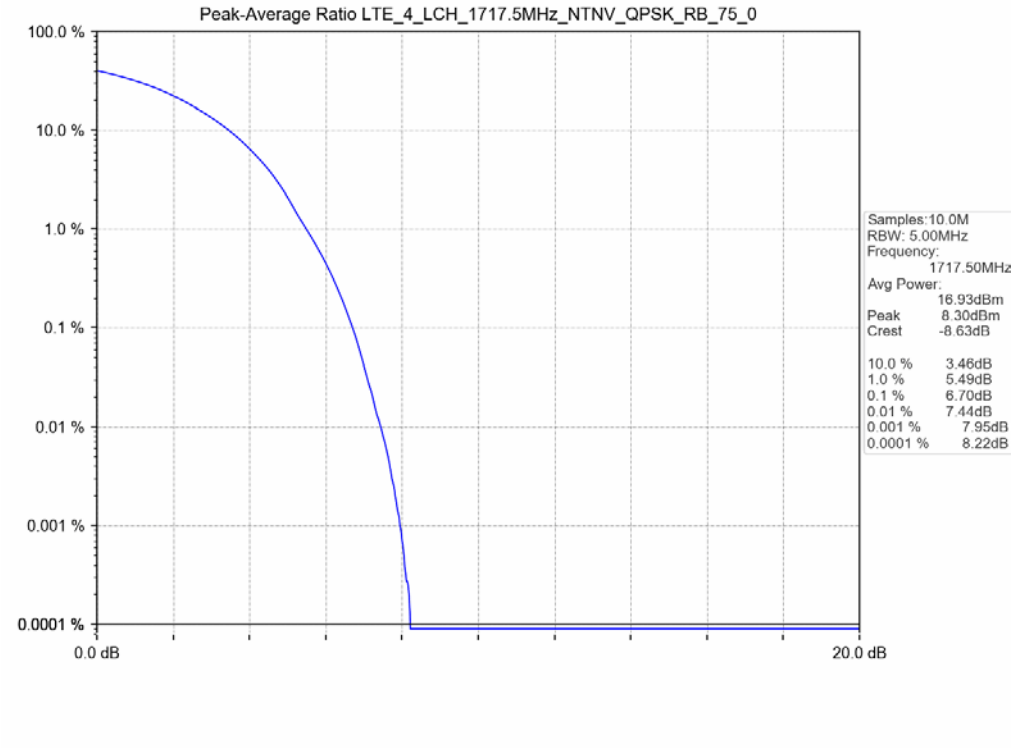
Peak-Average Ratio LTE_4_LCH_1717.5MHz_NTNV_QPSK_RB_75_0
100.0 %
10.0 %
1.0 %
0.1 %
0.01 %
0.001 %
0.0001 %
0.0 dB
20.0 dB
Samples:10.0M
RBW: 5.00MHz
Frequency:
1717.50MHz
Avg Power:
16.93dBm
Peak 8.30dBm
Crest -8.63dB
10.0 % 3.46dB
1.0 % 5.49dB
0.1 % 6.70dB
0.01 % 7.44dB
0.001 % 7.95dB
0.0001 % 8.22dB

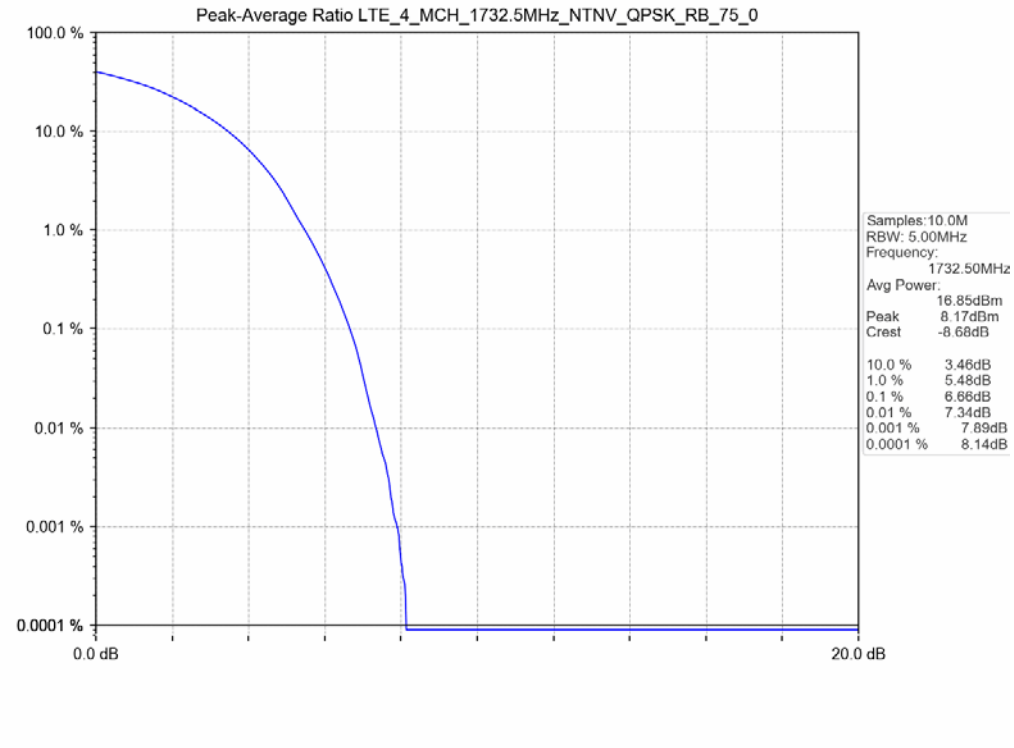
Peak-Average Ratio LTE_4_MCH_1732.5MHz_NTNV_QPSK_RB_75_0
100.0 %
10.0 %
1.0 %
0.1 %
0.01 %
0.001 %
0.0001 %
0.0 dB
20.0 dB
Samples:10.0M
RBW: 5.00MHz
Frequency:
1732.50MHz
Avg Power:
16.85dBm
Peak 8.17dBm
Crest -8.68dB
10.0 % 3.46dB
1.0 % 5.48dB
0.1 % 6.66dB
0.01 % 7.34dB
0.001 % 7.89dB
0.0001 % 8.14dB

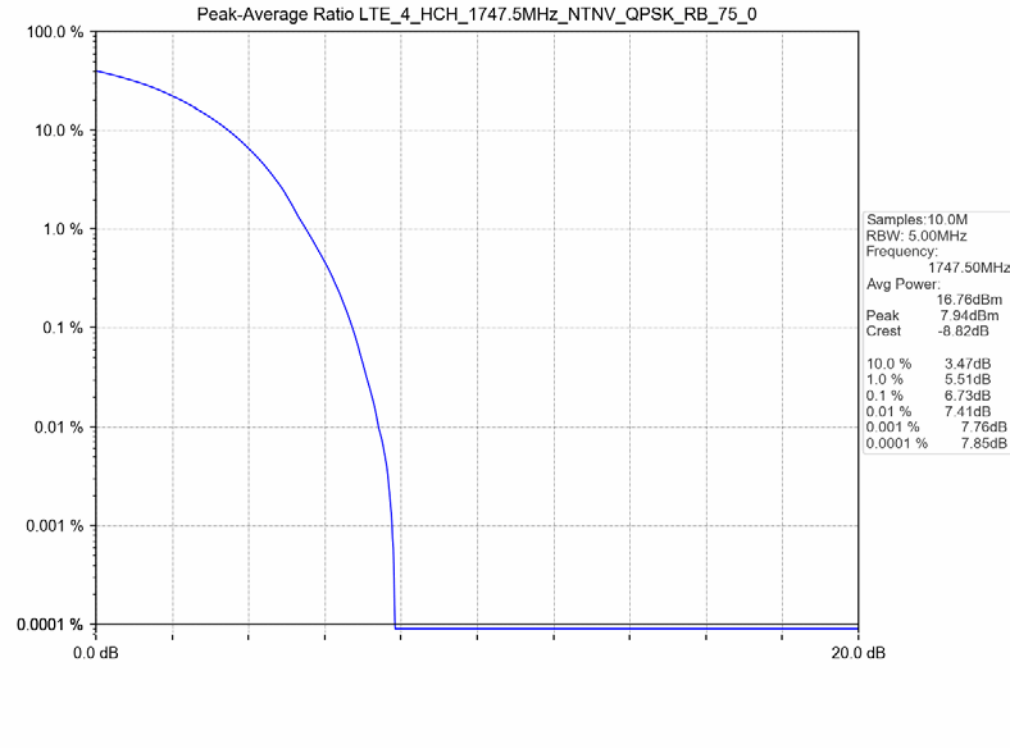
Peak-Average Ratio LTE_4_HCH_1747.5MHz_NTNV_QPSK_RB_75_0
100.0 %
10.0 %
1.0 %
0.1 %
0.01 %
0.001 %
0.0001 %
0.0 dB
20.0 dB
Samples:10.0M
RBW: 5.00MHz
Frequency:
1747.50MHz
Avg Power:
16.76dBm
Peak 7.94dBm
Crest -8.82dB
10.0 % 3.47dB
1.0 % 5.51dB
0.1 % 6.73dB
0.01 % 7.41dB
0.001 % 7.76dB
0.0001 % 7.85dB

Test Band: 4 _ 20MHz Bandwidth							
Test Mode	RB Allocation		Test result (dB)			Limit (dB)	Verdict
	Size	Offset	LCH	MCH	HCH		
QPSK	100	0	7.00	7.15	7.14	13	PASS
16QAM	100	0	7.45	7.54	7.56	13	PASS

2.2 Test Graph

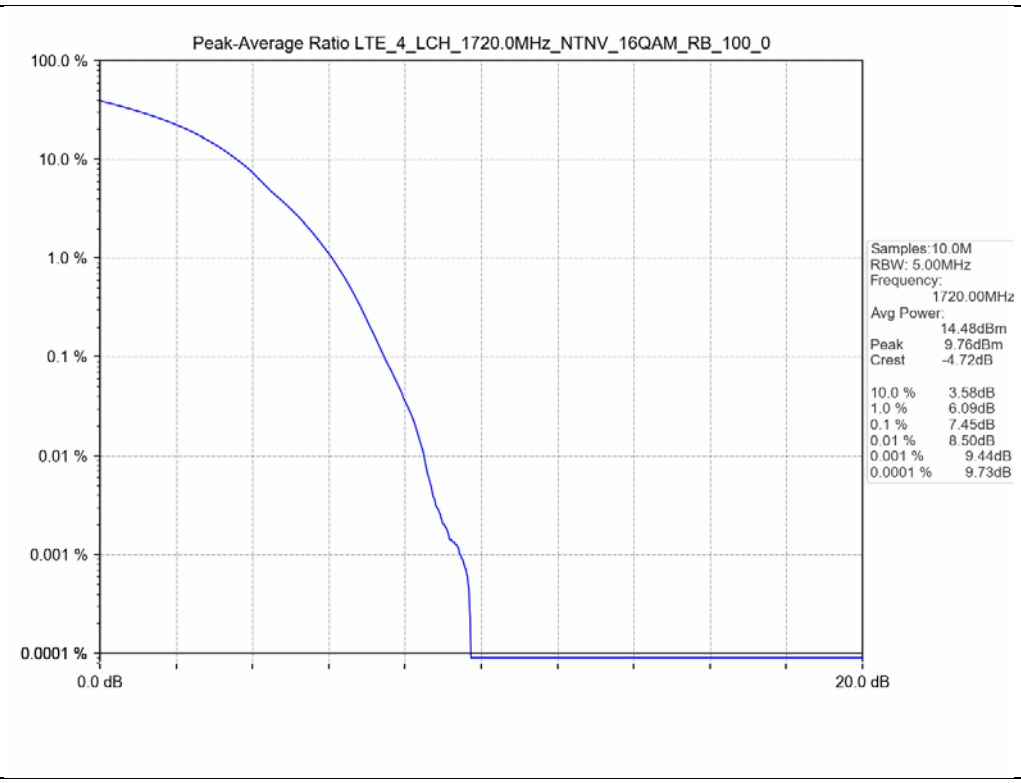

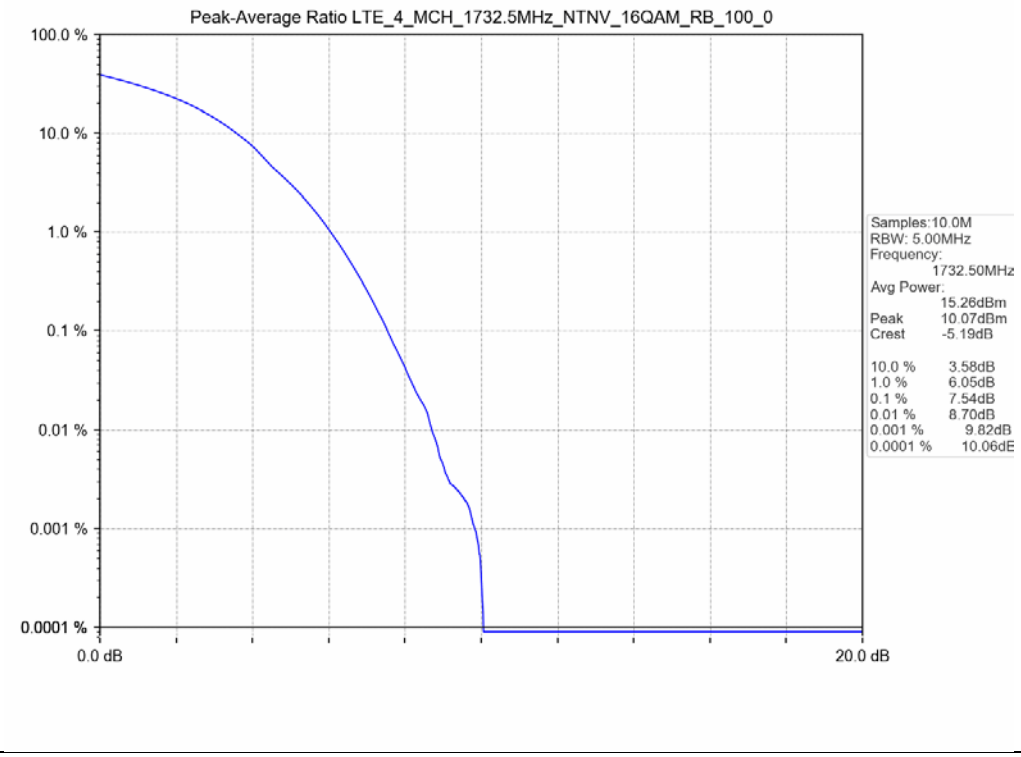

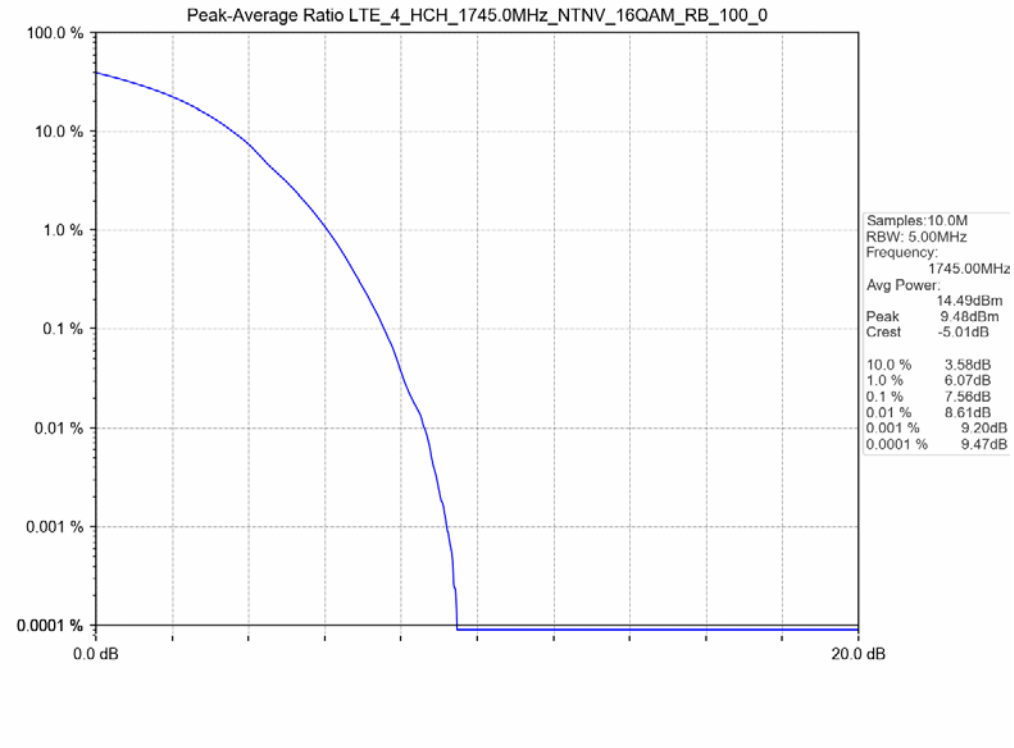
Peak-Average Ratio LTE_4_HCH_1745.0MHz_NTNV_16QAM_RB_100_0
100.0 %
10.0 %
1.0 %
0.1 %
0.01 %
0.001 %
0.0001 %
0.0 dB
20.0 dB
Samples:10.0M
RBW: 5.00MHz
Frequency:
1745.00MHz
Avg Power:
14.49dBm
Peak 9.48dBm
Crest -5.01dB
10.0 % 3.58dB
1.0 % 6.07dB
0.1 % 7.56dB
0.01 % 8.61dB
0.001 % 9.20dB
0.0001 % 9.47dB

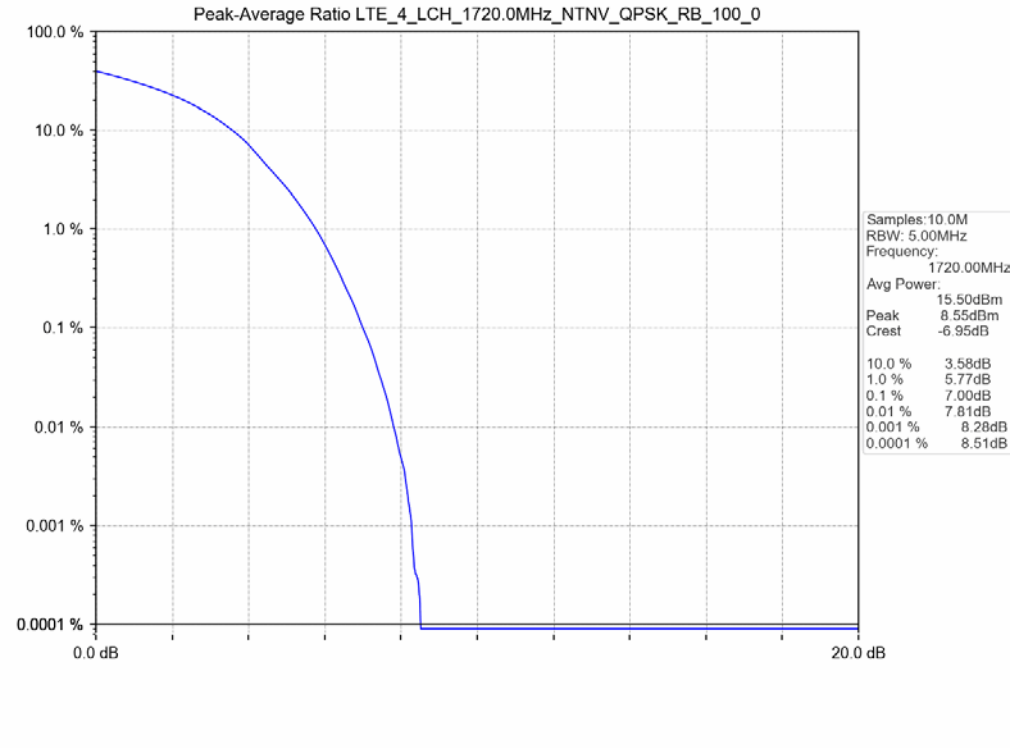
Peak-Average Ratio LTE_4_LCH_1720.0MHz_NTNV_QPSK_RB_100_0
100.0 %
10.0 %
1.0 %
0.1 %
0.01 %
0.001 %
0.0001 %
0.0 dB
20.0 dB
Samples:10.0M
RBW: 5.00MHz
Frequency:
1720.00MHz
Avg Power:
15.50dBm
Peak 8.55dBm
Crest -6.95dB
10.0 % 3.58dB
1.0 % 5.77dB
0.1 % 7.00dB
0.01 % 7.81dB
0.001 % 8.28dB
0.0001 % 8.51dB

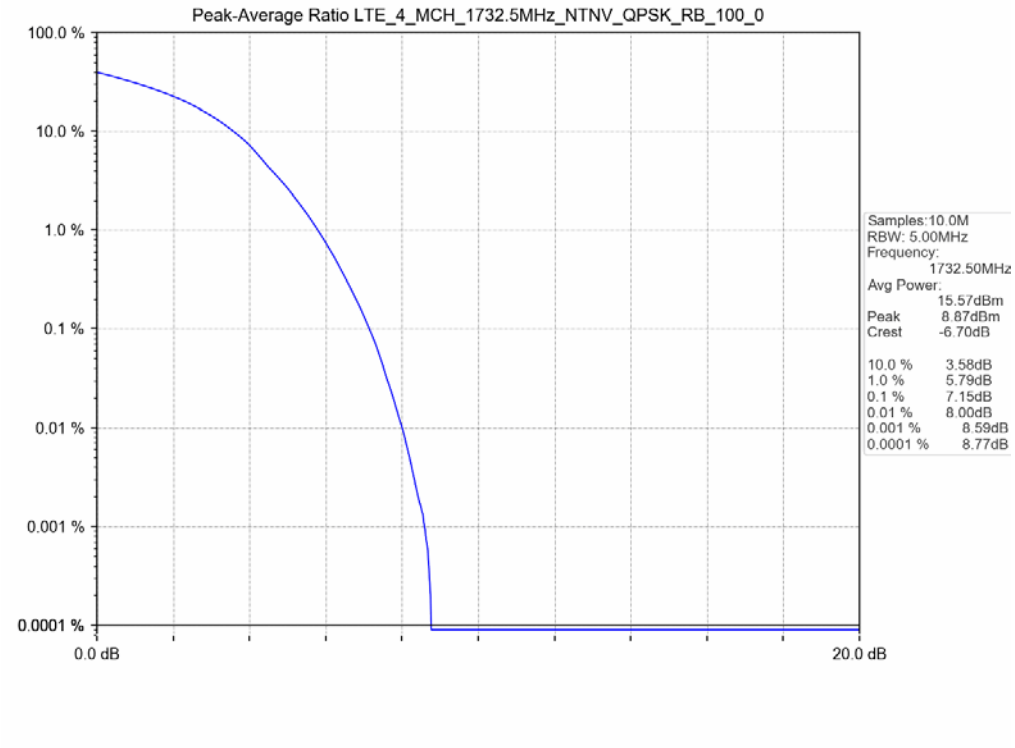
Peak-Average Ratio LTE_4_MCH_1732.5MHz_NTNV_QPSK_RB_100_0
100.0 %
10.0 %
1.0 %
0.1 %
0.01 %
0.001 %
0.0001 %
0.0 dB
20.0 dB
Samples:10.0M
RBW: 5.00MHz
Frequency:
1732.50MHz
Avg Power:
15.57dBm
Peak 8.87dBm
Crest -6.70dB
10.0 % 3.58dB
1.0 % 5.79dB
0.1 % 7.15dB
0.01 % 8.00dB
0.001 % 8.59dB
0.0001 % 8.77dB

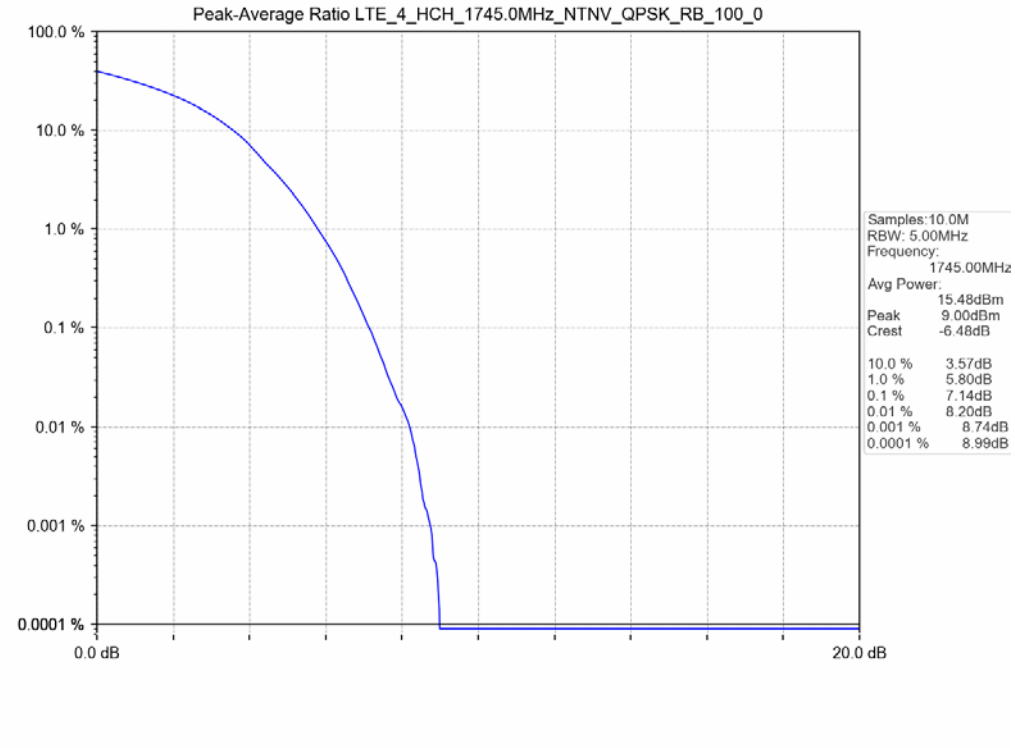
Peak-Average Ratio LTE_4_HCH_1745.0MHz_NTNV_QPSK_RB_100_0
100.0 %
10.0 %
1.0 %
0.1 %
0.01 %
0.001 %
0.0001 %
0.0 dB
20.0 dB
Samples:10.0M
RBW: 5.00MHz
Frequency:
1745.00MHz
Avg Power:
15.48dBm
Peak 9.00dBm
Crest -6.48dB
10.0 % 3.57dB
1.0 % 5.80dB
0.1 % 7.14dB
0.01 % 8.20dB
0.001 % 8.74dB
0.0001 % 8.99dB