3. Peak-Average Ratio

3.1 Test Result

Test Band: 5 _ 1.4MHz Bandwidth							
Test Mode	RB Allocation		Test result (dB)			Limit (dB)	Verdict
	Size	Offset	LCH	MCH	HCH		
QPSK	6	0	5.17	4.52	4.78	13	PASS
16QAM	6	0	5.98	5.10	10.43	13	PASS

3.2 Test Graph

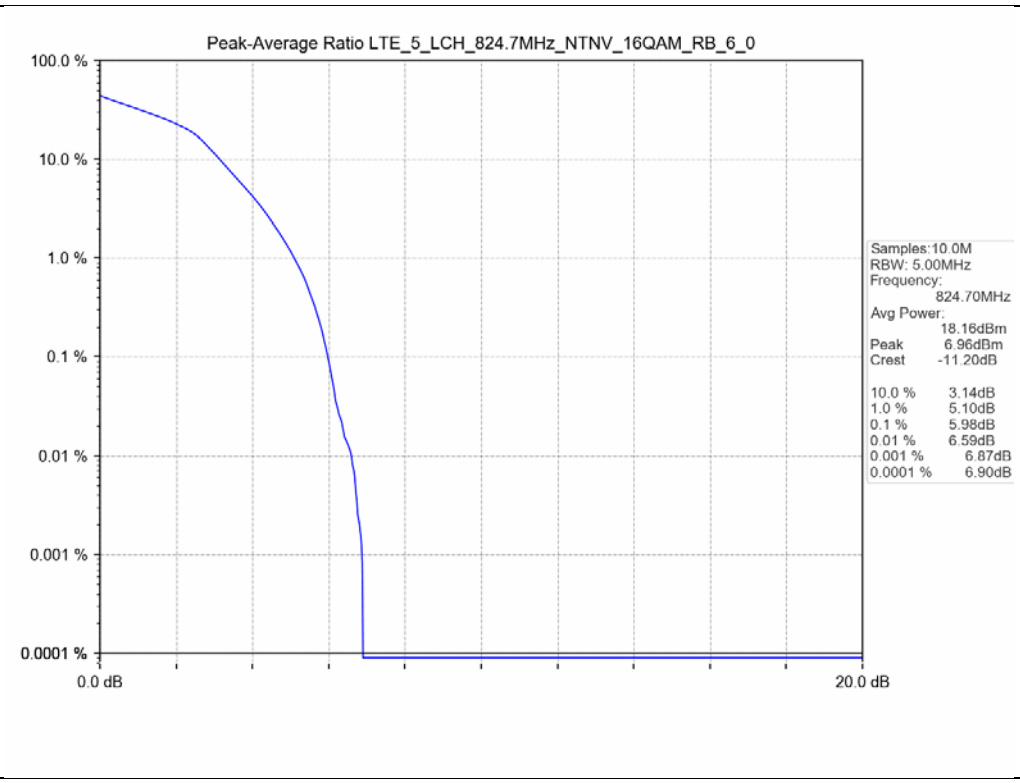

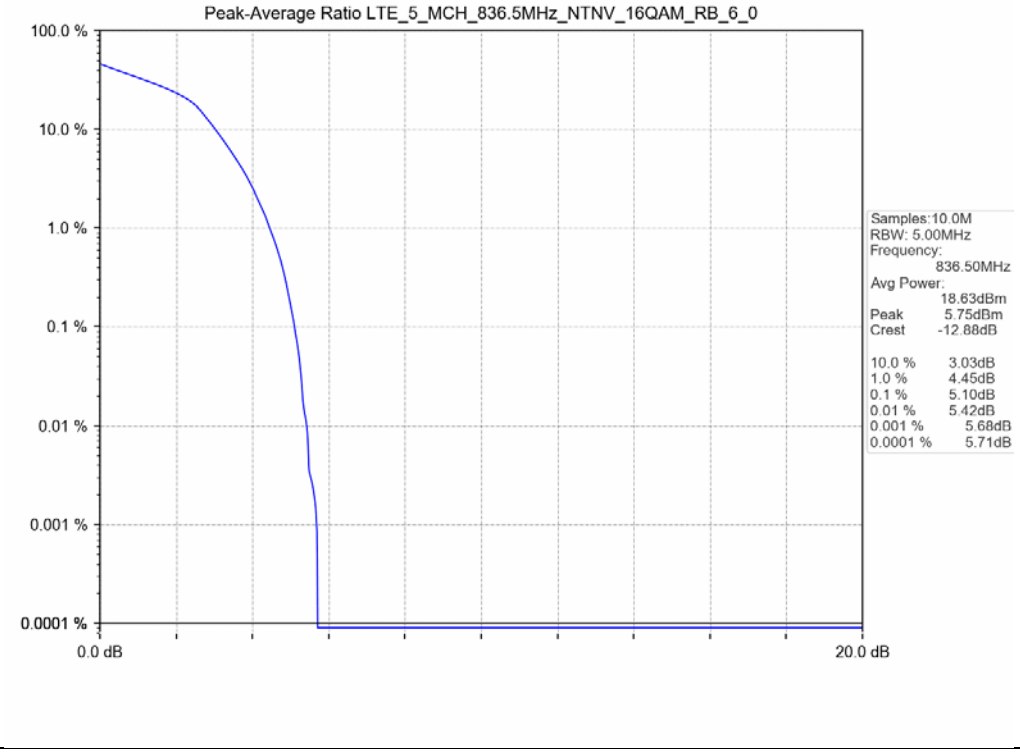

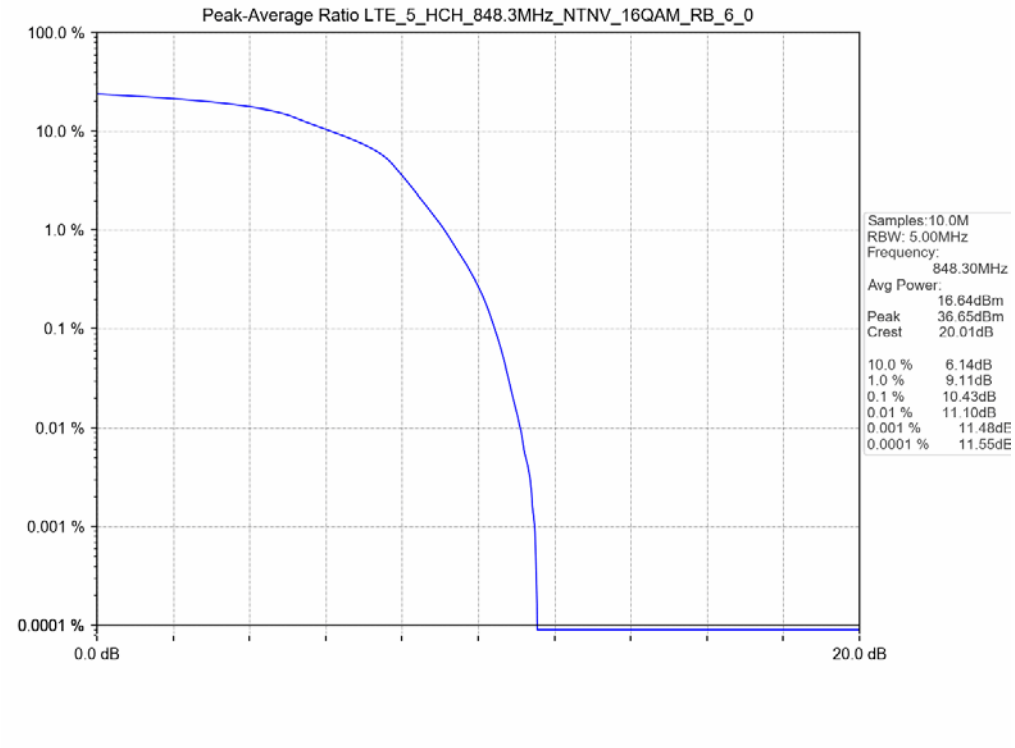
Peak-Average Ratio LTE_5_HCH_848.3MHz_NTNV_16QAM_RB_6_0
100.0 %
10.0 %
1.0 %
0.1 %
0.01 %
0.001 %
0.0001 %
0.0 dB
20.0 dB
Samples:10.0M
RBW: 5.00MHz
Frequency:
848.30MHz
Avg Power:
16.64dBm
Peak 36.65dBm
Crest 20.01dB
10.0 % 6.14dB
1.0 % 9.11dB
0.1 % 10.43dB
0.01 % 11.10dB
0.001 % 11.48dB
0.0001 % 11.55dB

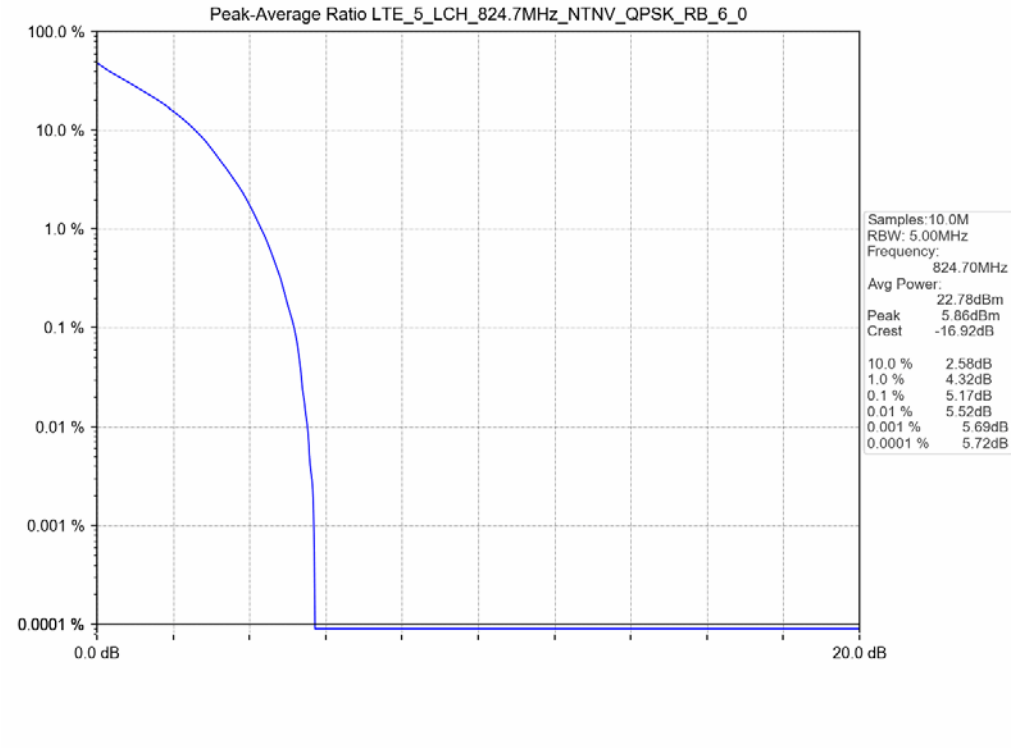
Peak-Average Ratio LTE_5_LCH_824.7MHz_NTNV_QPSK_RB_6_0
100.0 %
10.0 %
1.0 %
0.1 %
0.01 %
0.001 %
0.0001 %
0.0 dB
20.0 dB
Samples:10.0M
RBW: 5.00MHz
Frequency:
824.70MHz
Avg Power:
22.78dBm
Peak 5.86dBm
Crest -16.92dB
10.0 % 2.58dB
1.0 % 4.32dB
0.1 % 5.17dB
0.01 % 5.52dB
0.001 % 5.69dB
0.0001 % 5.72dB

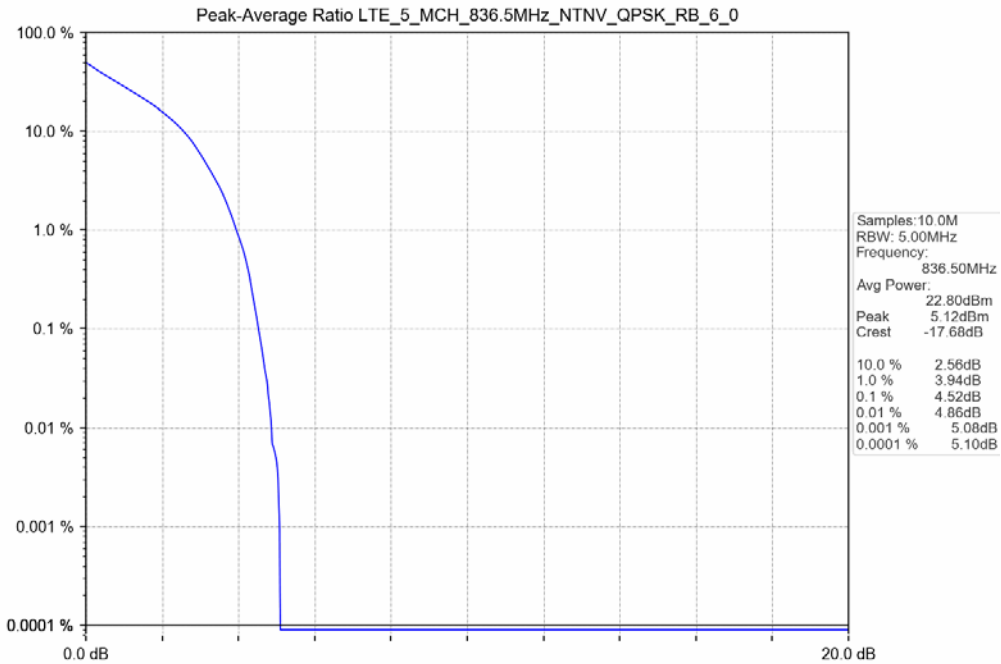
Peak-Average Ratio LTE_5_MCH_836.5MHz_NTNV_QPSK_RB_6_0
100.0 %
10.0 %
1.0 %
0.1 %
0.01 %
0.001 %
0.0001 %
0.0 dB
20.0 dB
Samples:10.0M
RBW: 5.00MHz
Frequency:
836.50MHz
Avg Power:
22.80dBm
Peak 5.12dBm
Crest -17.68dB
10.0 % 2.56dB
1.0 % 3.94dB
0.1 % 4.52dB
0.01 % 4.86dB
0.001 % 5.08dB
0.0001 % 5.10dB

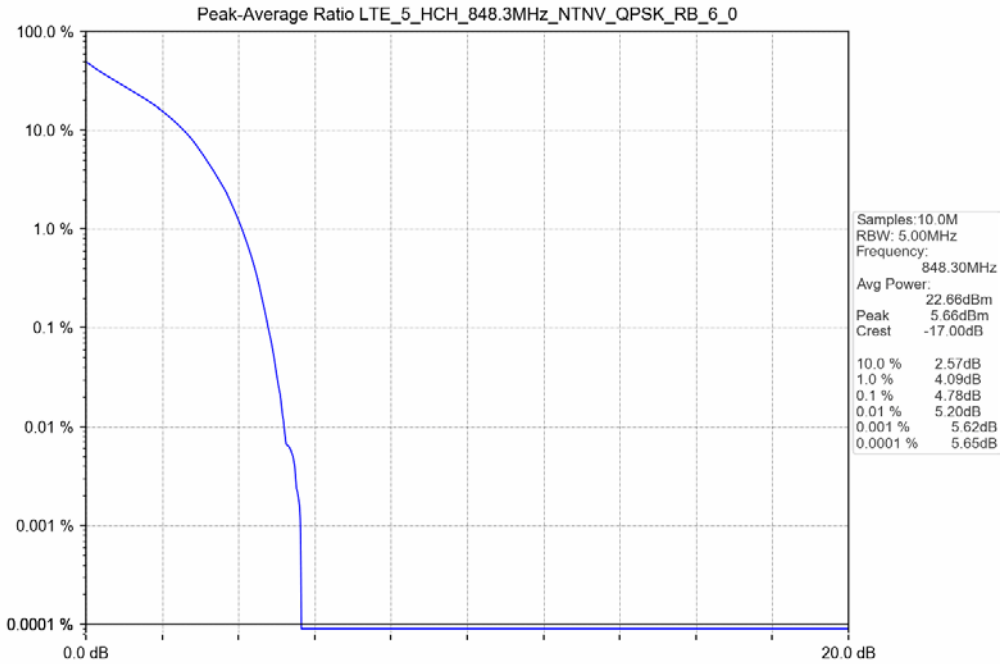
Peak-Average Ratio LTE_5_HCH_848.3MHz_NTNV_QPSK_RB_6_0
100.0 %
10.0 %
1.0 %
0.1 %
0.01 %
0.001 %
0.0001 %
0.0 dB
20.0 dB
Samples:10.0M
RBW: 5.00MHz
Frequency:
848.30MHz
Avg Power:
22.66dBm
Peak 5.66dBm
Crest -17.00dB
10.0 % 2.57dB
1.0 % 4.09dB
0.1 % 4.78dB
0.01 % 5.20dB
0.001 % 5.62dB
0.0001 % 5.65dB

Test Band: 5 _ 3MHz Bandwidth							
Test Mode	RB Allocation		Test result (dB)			Limit (dB)	Verdict
	Size	Offset	LCH	MCH	HCH		
QPSK	15	0	5.29	4.82	5.09	13	PASS
16QAM	15	0	6.16	5.65	6.01	13	PASS

3.2 Test Graph

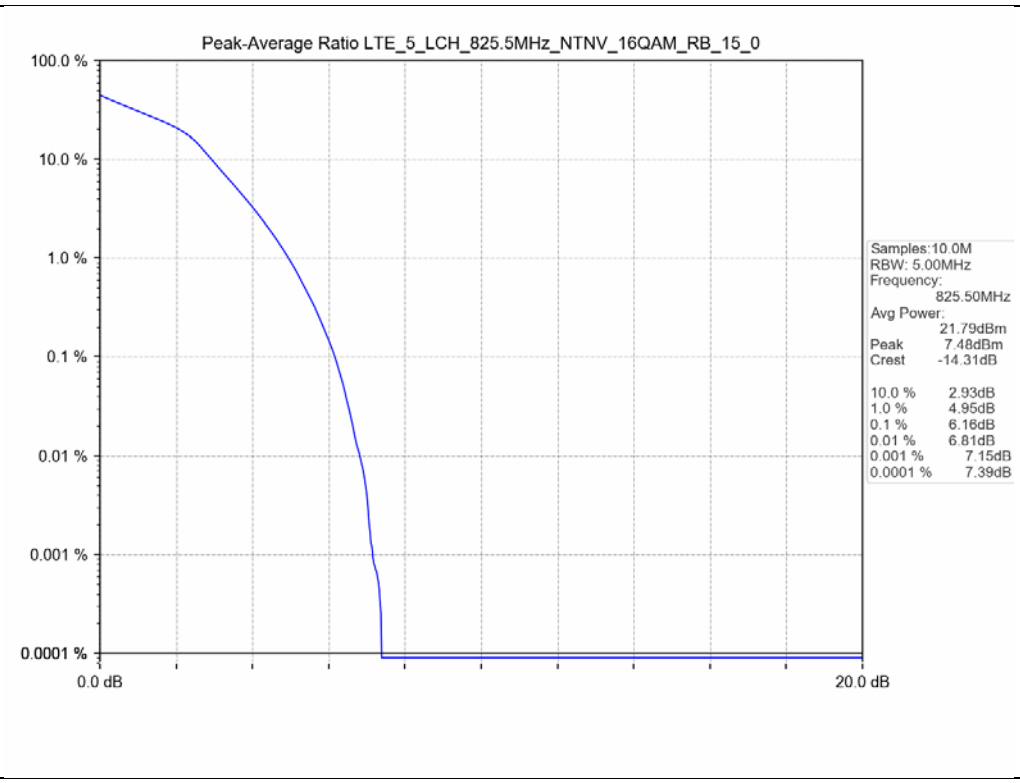

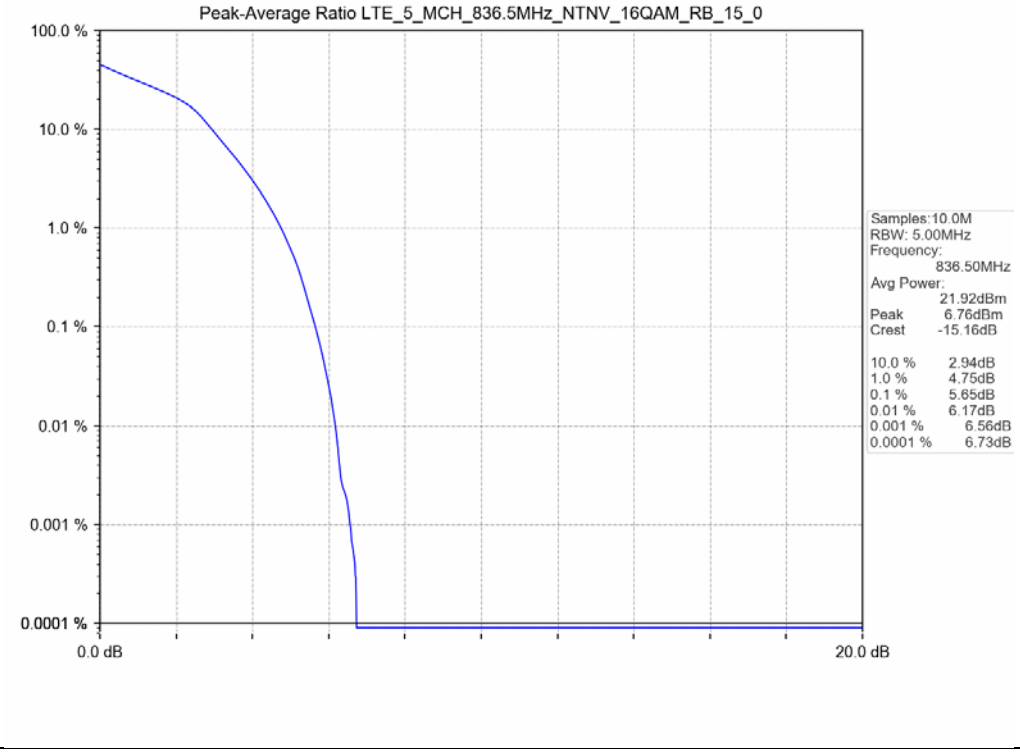

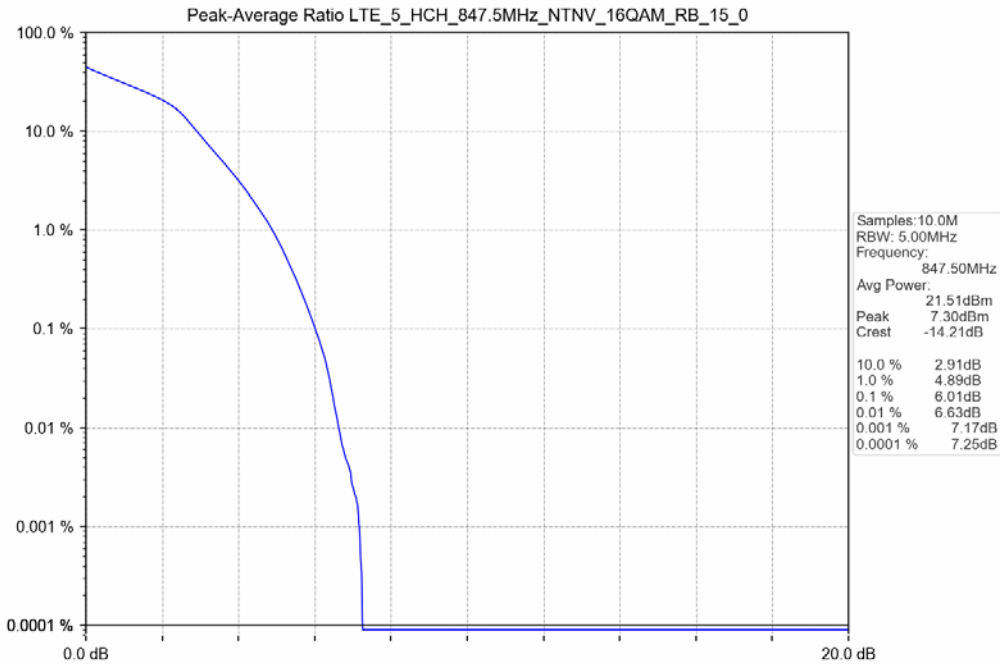
Peak-Average Ratio LTE_5_HCH_847.5MHz_NTNV_16QAM_RB_15_0
100.0 %
10.0 %
1.0 %
0.1 %
0.01 %
0.001 %
0.0001 %
0.0 dB
20.0 dB
Samples:10.0M
RBW: 5.00MHz
Frequency:
847.50MHz
Avg Power:
21.51dBm
Peak 7.30dBm
Crest -14.21dB
10.0 % 2.91dB
1.0 % 4.89dB
0.1 % 6.01dB
0.01 % 6.63dB
0.001 % 7.17dB
0.0001 % 7.25dB

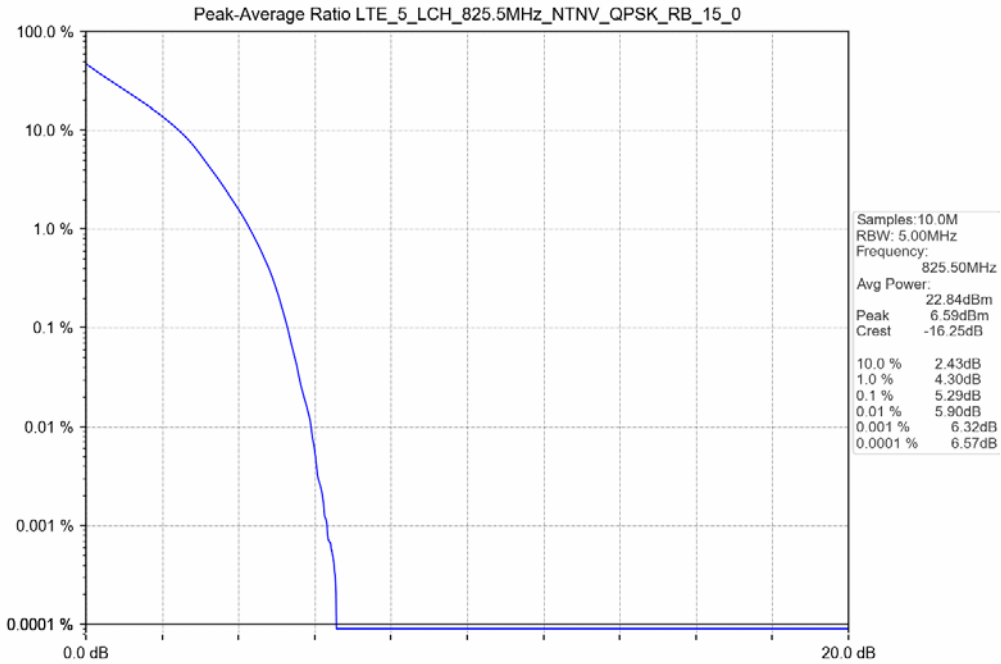
Peak-Average Ratio LTE_5_LCH_825.5MHz_NTNV_QPSK_RB_15_0
100.0 %
10.0 %
1.0 %
0.1 %
0.01 %
0.001 %
0.0001 %
0.0 dB
20.0 dB
Samples:10.0M
RBW: 5.00MHz
Frequency:
825.50MHz
Avg Power:
22.84dBm
Peak 6.59dBm
Crest -16.25dB
10.0 % 2.43dB
1.0 % 4.30dB
0.1 % 5.29dB
0.01 % 5.90dB
0.001 % 6.32dB
0.0001 % 6.57dB

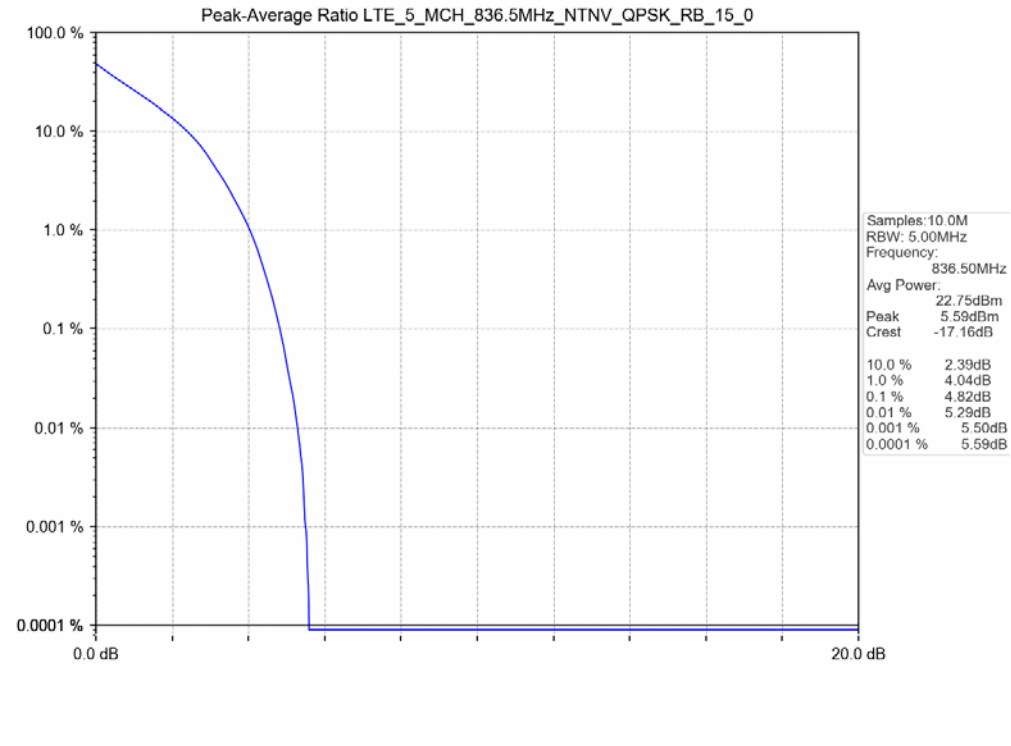
Peak-Average Ratio LTE_5_MCH_836.5MHz_NTNV_QPSK_RB_15_0
100.0 %
10.0 %
1.0 %
0.1 %
0.01 %
0.001 %
0.0001 %
0.0 dB
20.0 dB
Samples:10.0M
RBW: 5.00MHz
Frequency:
836.50MHz
Avg Power:
22.75dBm
Peak 5.59dBm
Crest -17.16dB
10.0 % 2.39dB
1.0 % 4.04dB
0.1 % 4.82dB
0.01 % 5.29dB
0.001 % 5.50dB
0.0001 % 5.59dB

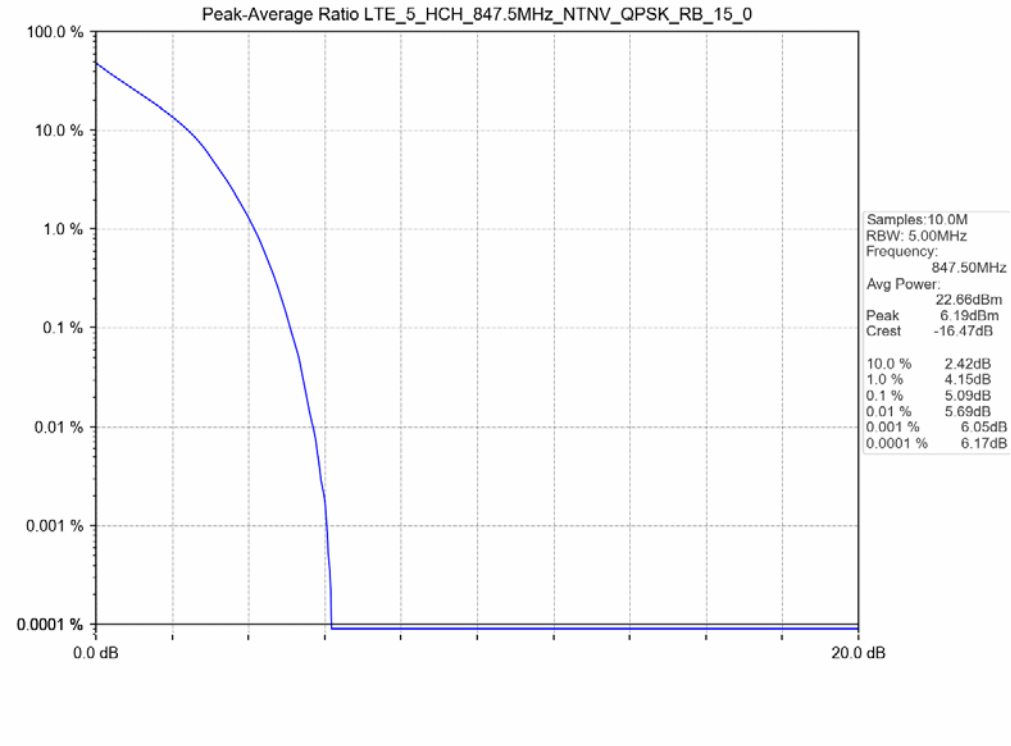
Peak-Average Ratio LTE_5_HCH_847.5MHz_NTNV_QPSK_RB_15_0
100.0 %
10.0 %
1.0 %
0.1 %
0.01 %
0.001 %
0.0001 %
0.0 dB
20.0 dB
Samples:10.0M
RBW: 5.00MHz
Frequency:
847.50MHz
Avg Power:
22.66dBm
Peak 6.19dBm
Crest -16.47dB
10.0 % 2.42dB
1.0 % 4.15dB
0.1 % 5.09dB
0.01 % 5.69dB
0.001 % 6.05dB
0.0001 % 6.17dB

Test Band: 5 _ 5MHz Bandwidth							
Test Mode	RB Allocation		Test result (dB)			Limit (dB)	Verdict
	Size	Offset	LCH	MCH	HCH		
QPSK	25	0	5.42	5.14	5.31	13	PASS
16QAM	25	0	6.20	5.88	6.08	13	PASS

3.2 Test Graph

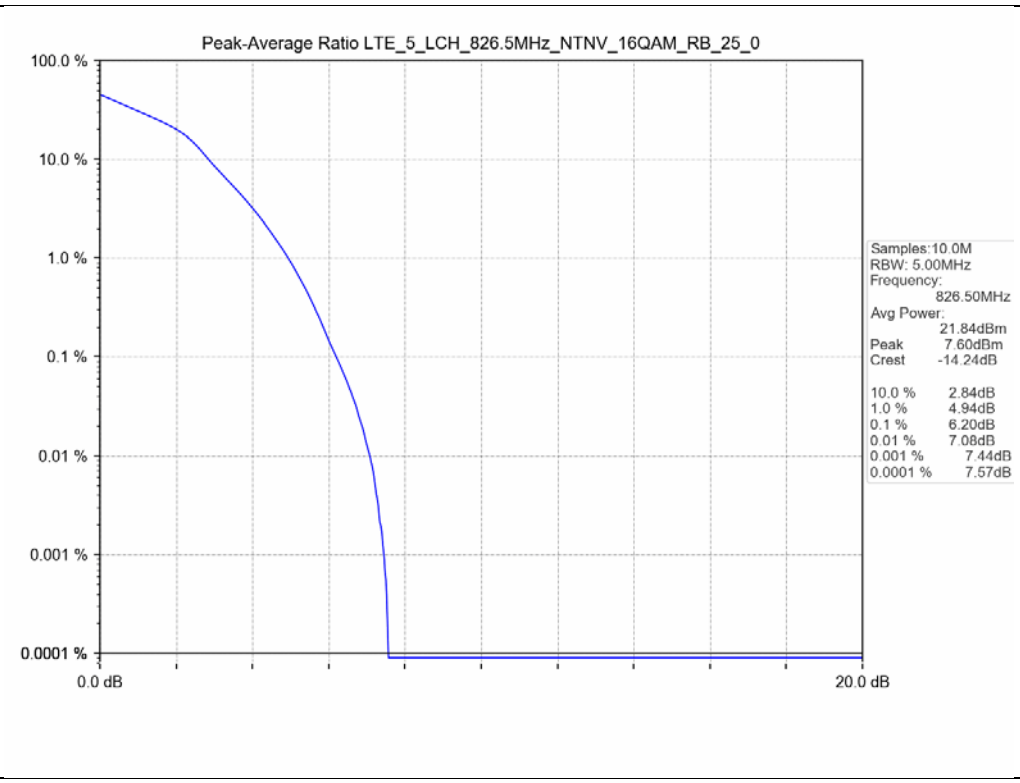

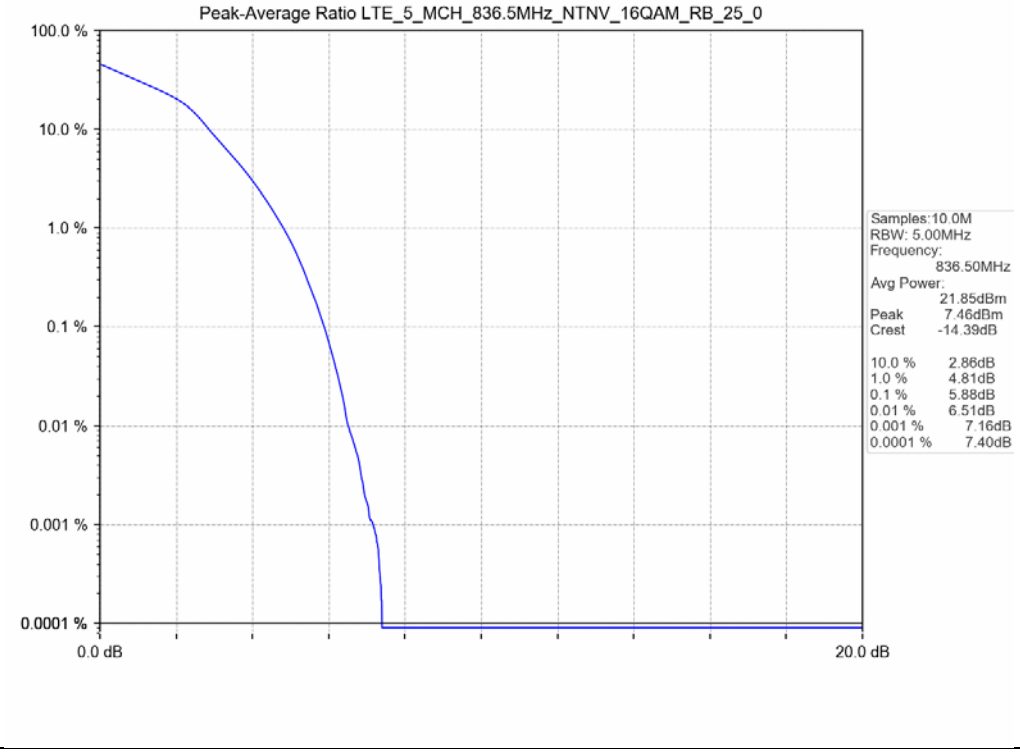

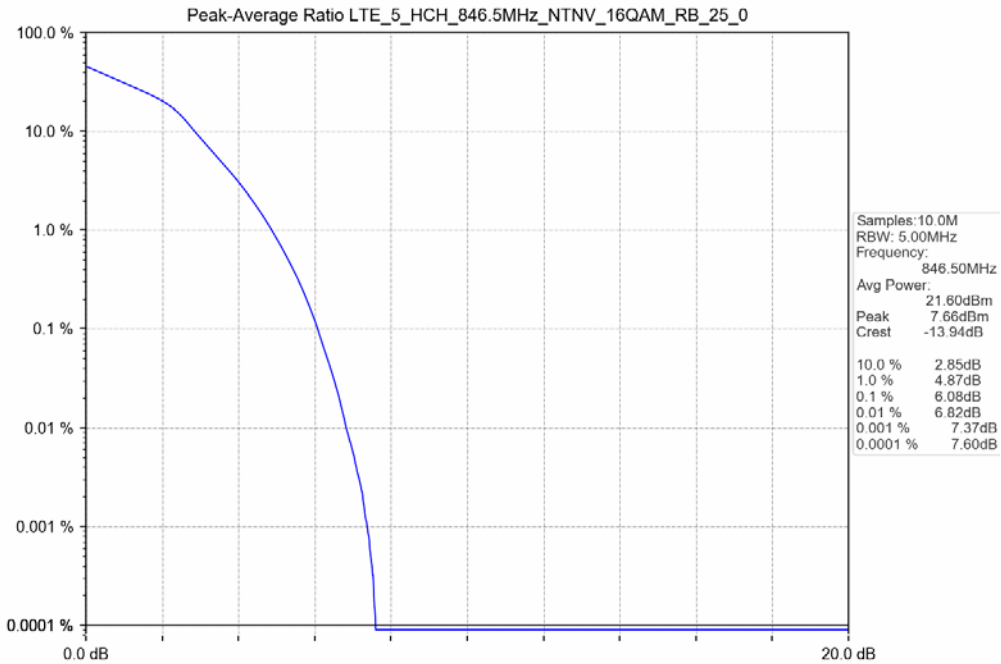
Peak-Average Ratio LTE_5_HCH_846.5MHz_NTNV_16QAM_RB_25_0
100.0 %
10.0 %
1.0 %
0.1 %
0.01 %
0.001 %
0.0001 %
0.0 dB
20.0 dB
Samples:10.0M
RBW: 5.00MHz
Frequency:
846.50MHz
Avg Power:
21.60dBm
Peak 7.66dBm
Crest -13.94dB
10.0 % 2.85dB
1.0 % 4.87dB
0.1 % 6.08dB
0.01 % 6.82dB
0.001 % 7.37dB
0.0001 % 7.60dB

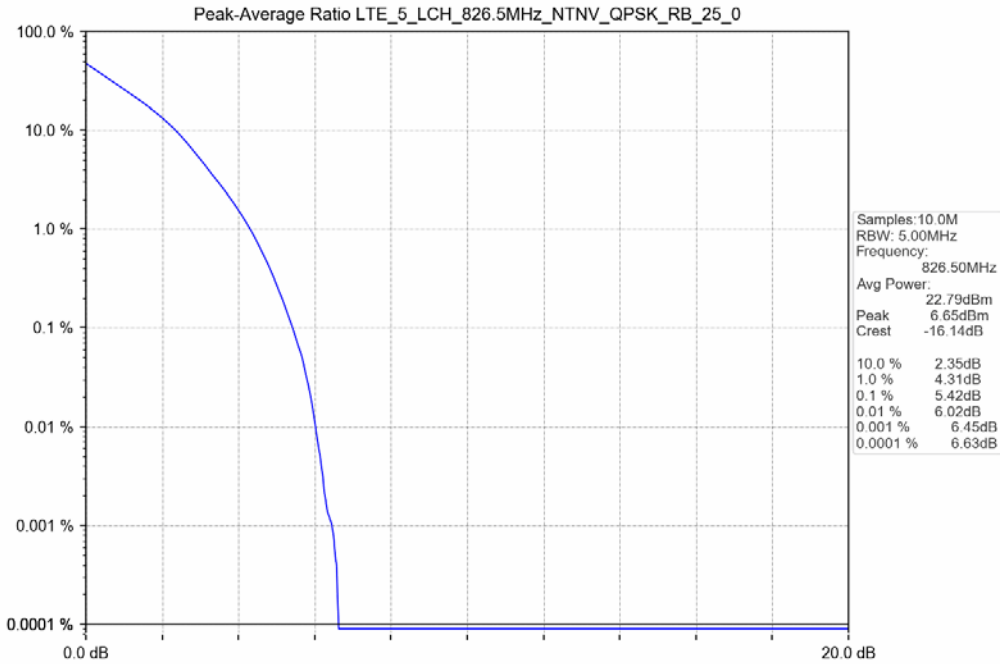
Peak-Average Ratio LTE_5_LCH_826.5MHz_NTNV_QPSK_RB_25_0
100.0 %
10.0 %
1.0 %
0.1 %
0.01 %
0.001 %
0.0001 %
0.0 dB
20.0 dB
Samples:10.0M
RBW: 5.00MHz
Frequency:
826.50MHz
Avg Power:
22.79dBm
Peak 6.65dBm
Crest -16.14dB
10.0 % 2.35dB
1.0 % 4.31dB
0.1 % 5.42dB
0.01 % 6.02dB
0.001 % 6.45dB
0.0001 % 6.63dB

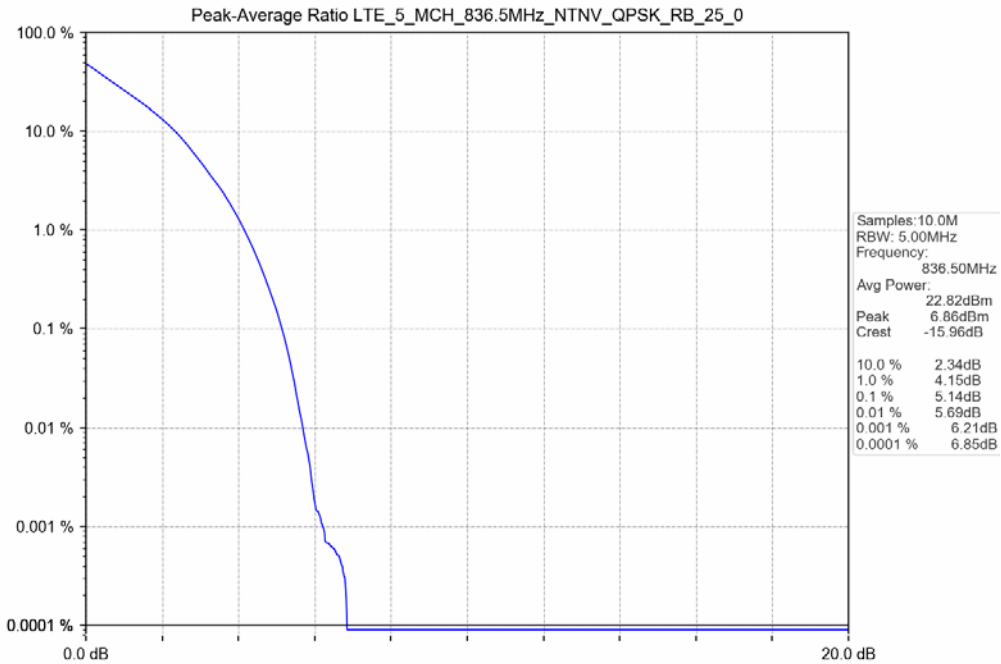
Peak-Average Ratio LTE_5_MCH_836.5MHz_NTNV_QPSK_RB_25_0
100.0 %
10.0 %
1.0 %
0.1 %
0.01 %
0.001 %
0.0001 %
0.0 dB
20.0 dB
Samples:10.0M
RBW: 5.00MHz
Frequency:
836.50MHz
Avg Power:
22.82dBm
Peak 6.86dBm
Crest -15.96dB
10.0 % 2.34dB
1.0 % 4.15dB
0.1 % 5.14dB
0.01 % 5.69dB
0.001 % 6.21dB
0.0001 % 6.85dB

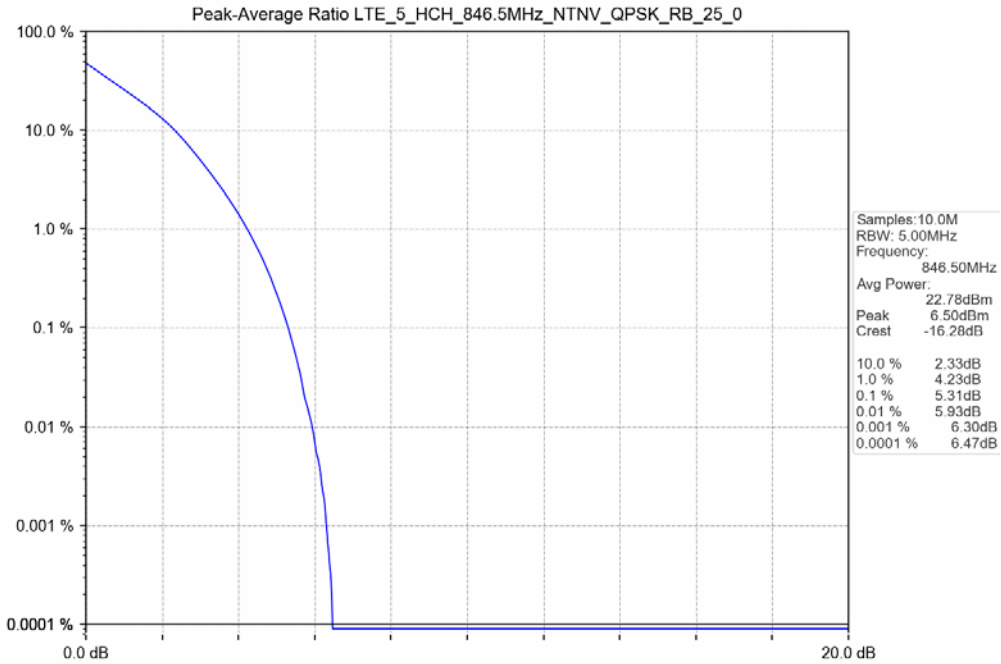
Peak-Average Ratio LTE_5_HCH_846.5MHz_NTNV_QPSK_RB_25_0
100.0 %
10.0 %
1.0 %
0.1 %
0.01 %
0.001 %
0.0001 %
0.0 dB
20.0 dB
Samples:10.0M
RBW: 5.00MHz
Frequency:
846.50MHz
Avg Power:
22.78dBm
Peak 6.50dBm
Crest -16.28dB
10.0 % 2.33dB
1.0 % 4.23dB
0.1 % 5.31dB
0.01 % 5.93dB
0.001 % 6.30dB
0.0001 % 6.47dB

Test Band: 5 _ 10MHz Bandwidth							
Test Mode	RB Allocation		Test result (dB)			Limit (dB)	Verdict
	Size	Offset	LCH	MCH	HCH		
QPSK	50	0	6.03	6.01	6.09	13	PASS
16QAM	50	0	6.82	6.72	6.84	13	PASS

3.2 Test Graph

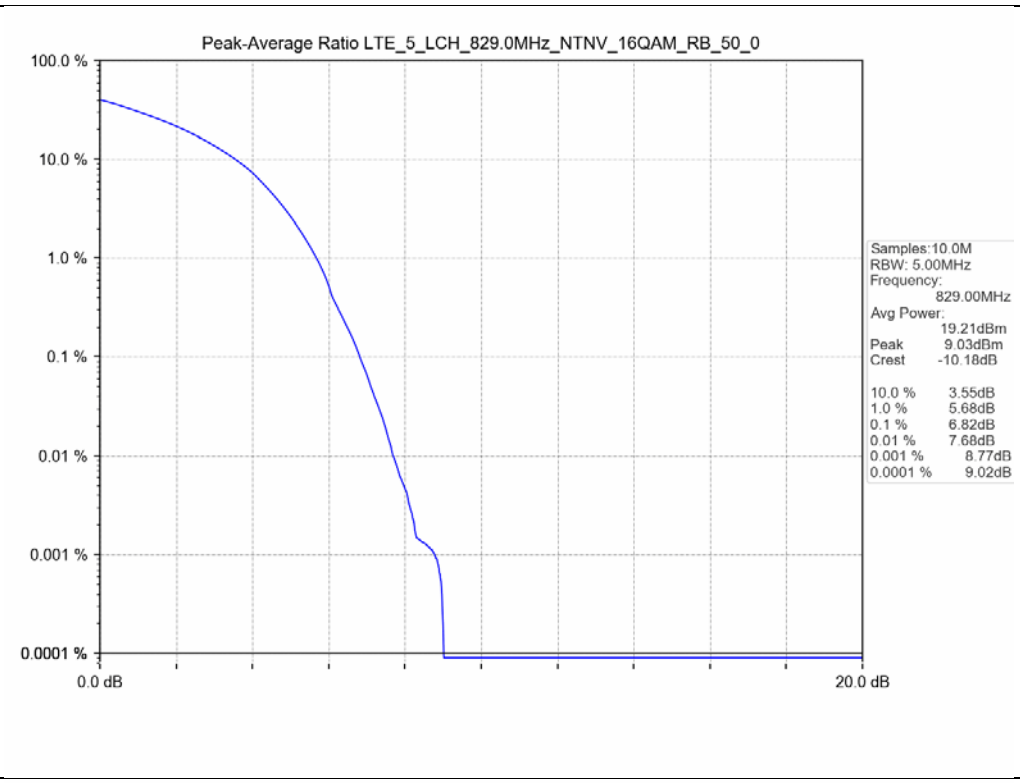

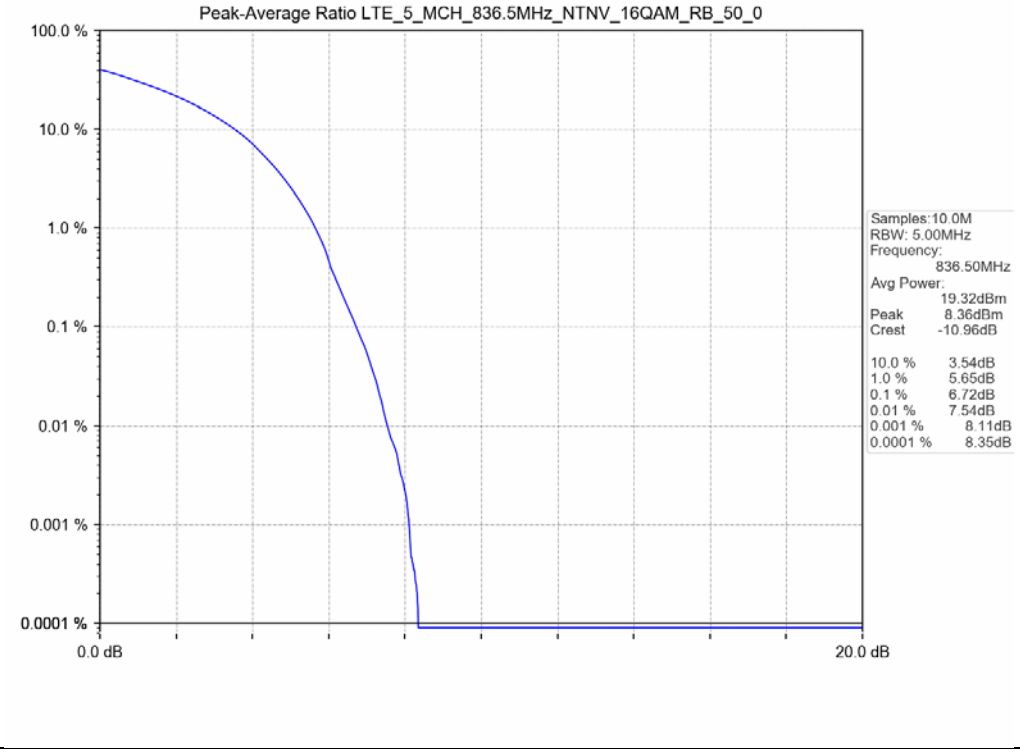

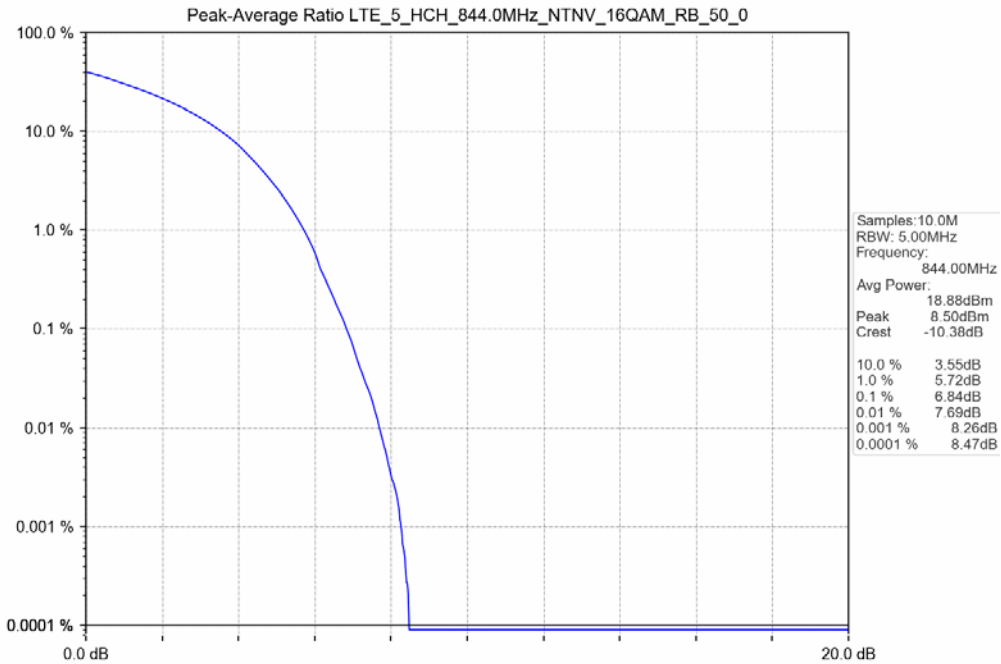
Peak-Average Ratio LTE_5_HCH_844.0MHz_NTNV_16QAM_RB_50_0
100.0 %
10.0 %
1.0 %
0.1 %
0.01 %
0.001 %
0.0001 %
0.0 dB
20.0 dB
Samples:10.0M
RBW: 5.00MHz
Frequency:
844.00MHz
Avg Power:
18.88dBm
Peak 8.50dBm
Crest -10.38dB
10.0 % 3.55dB
1.0 % 5.72dB
0.1 % 6.84dB
0.01 % 7.69dB
0.001 % 8.26dB
0.0001 % 8.47dB

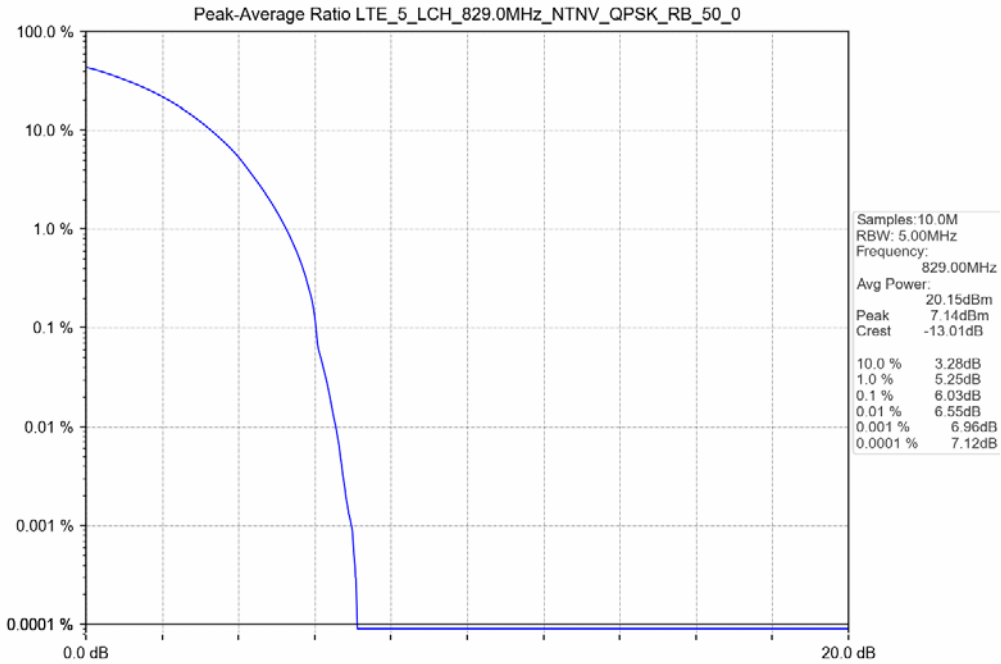
Peak-Average Ratio LTE_5_LCH_829.0MHz_NTNV_QPSK_RB_50_0
100.0 %
10.0 %
1.0 %
0.1 %
0.01 %
0.001 %
0.0001 %
0.0 dB
20.0 dB
Samples:10.0M
RBW: 5.00MHz
Frequency:
829.00MHz
Avg Power:
20.15dBm
Peak 7.14dBm
Crest -13.01dB
10.0 % 3.28dB
1.0 % 5.25dB
0.1 % 6.03dB
0.01 % 6.55dB
0.001 % 6.96dB
0.0001 % 7.12dB

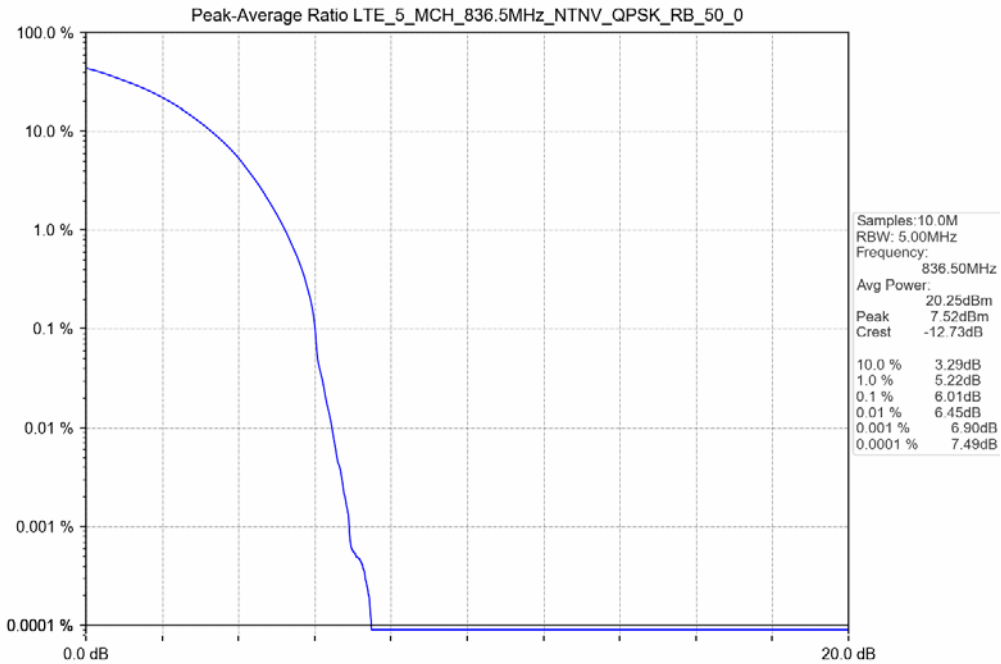
Peak-Average Ratio LTE_5_MCH_836.5MHz_NTNV_QPSK_RB_50_0
100.0 %
10.0 %
1.0 %
0.1 %
0.01 %
0.001 %
0.0001 %
0.0 dB
20.0 dB
Samples:10.0M
RBW: 5.00MHz
Frequency:
836.50MHz
Avg Power:
20.25dBm
Peak 7.52dBm
Crest -12.73dB
10.0 % 3.29dB
1.0 % 5.22dB
0.1 % 6.01dB
0.01 % 6.45dB
0.001 % 6.90dB
0.0001 % 7.49dB

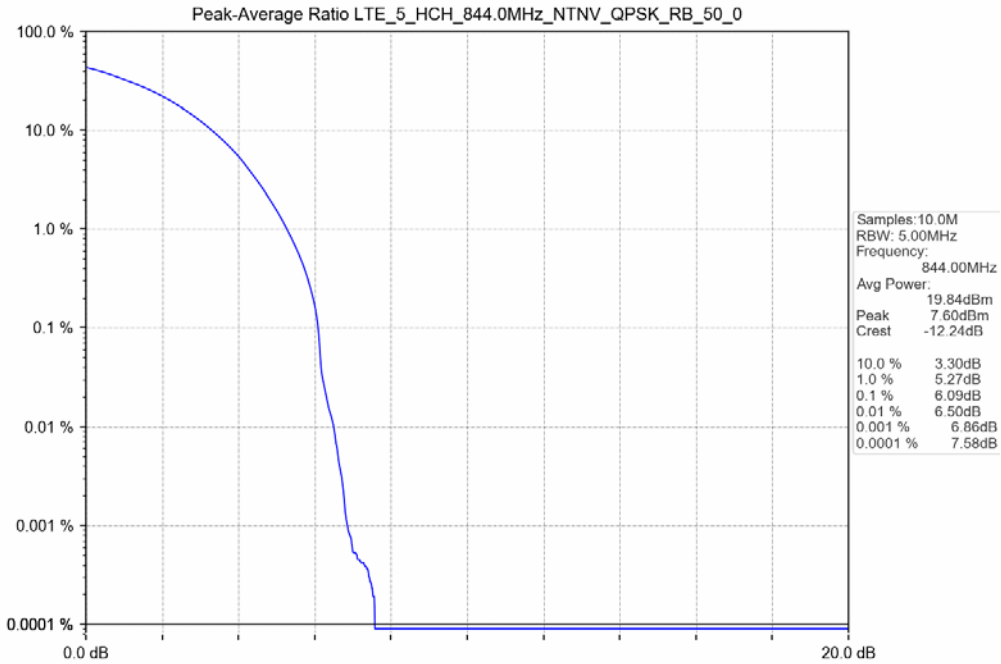
Peak-Average Ratio LTE_5_HCH_844.0MHz_NTNV_QPSK_RB_50_0
100.0 %
10.0 %
1.0 %
0.1 %
0.01 %
0.001 %
0.0001 %
0.0 dB
20.0 dB
Samples:10.0M
RBW: 5.00MHz
Frequency:
844.00MHz
Avg Power:
19.84dBm
Peak 7.60dBm
Crest -12.24dB
10.0 % 3.30dB
1.0 % 5.27dB
0.1 % 6.09dB
0.01 % 6.50dB
0.001 % 6.86dB
0.0001 % 7.58dB

4. Peak-Average Ratio

4.1 Test Result

Test Band: 7 _ 5MHz Bandwidth							
Test Mode	RB Allocation		Test result (dB)			Limit (dB)	Verdict
	Size	Offset	LCH	MCH	HCH		
QPSK	25	0	5.44	5.54	5.41	13	PASS
16QAM	25	0	5.96	5.96	5.70	13	PASS

4.2 Test Graph

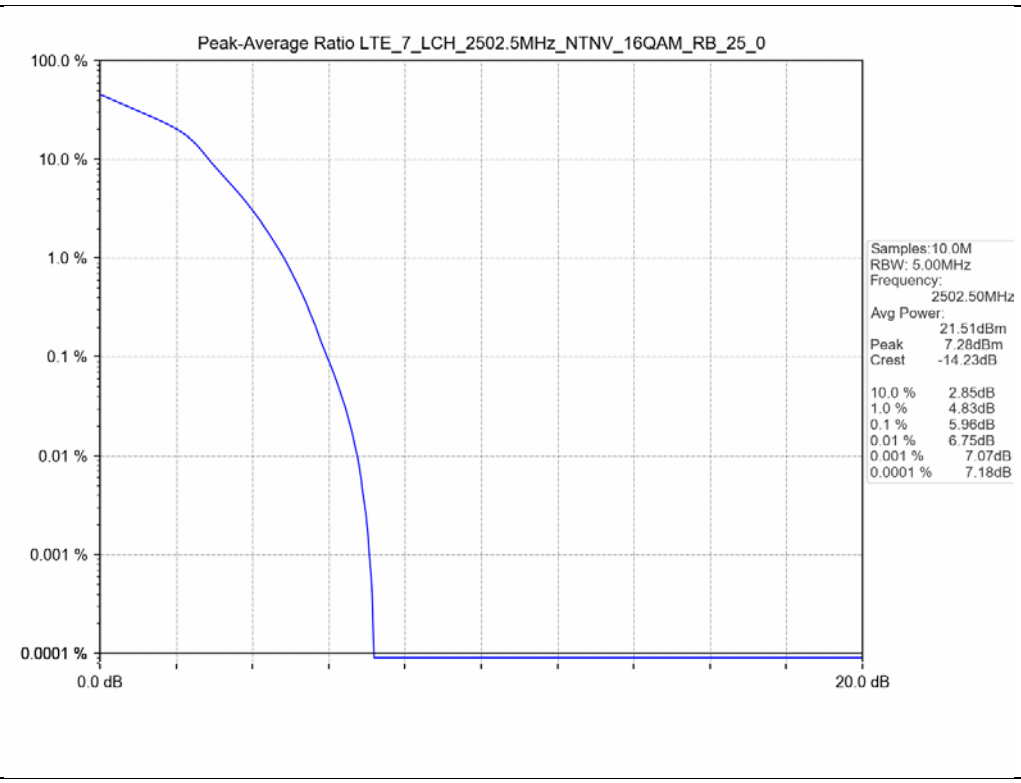

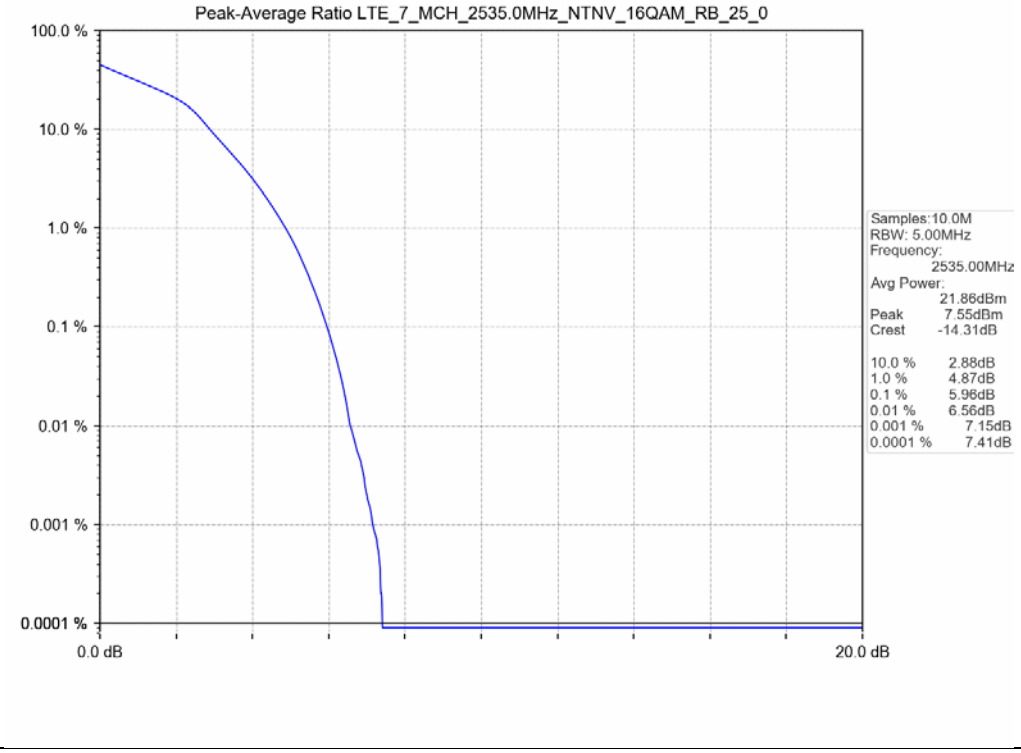

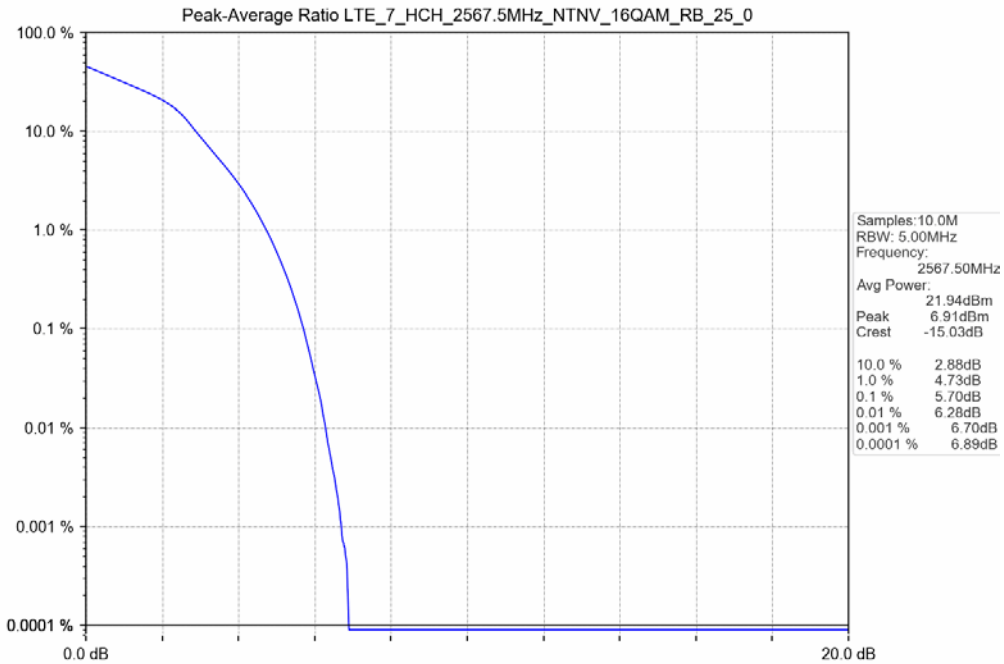
Peak-Average Ratio LTE_7_HCH_2567.5MHz_NTNV_16QAM_RB_25_0
100.0 %
10.0 %
1.0 %
0.1 %
0.01 %
0.001 %
0.0001 %
0.0 dB
20.0 dB
Samples:10.0M
RBW: 5.00MHz
Frequency:
2567.50MHz
Avg Power:
21.94dBm
Peak 6.91dBm
Crest -15.03dB
10.0 % 2.88dB
1.0 % 4.73dB
0.1 % 5.70dB
0.01 % 6.28dB
0.001 % 6.70dB
0.0001 % 6.89dB

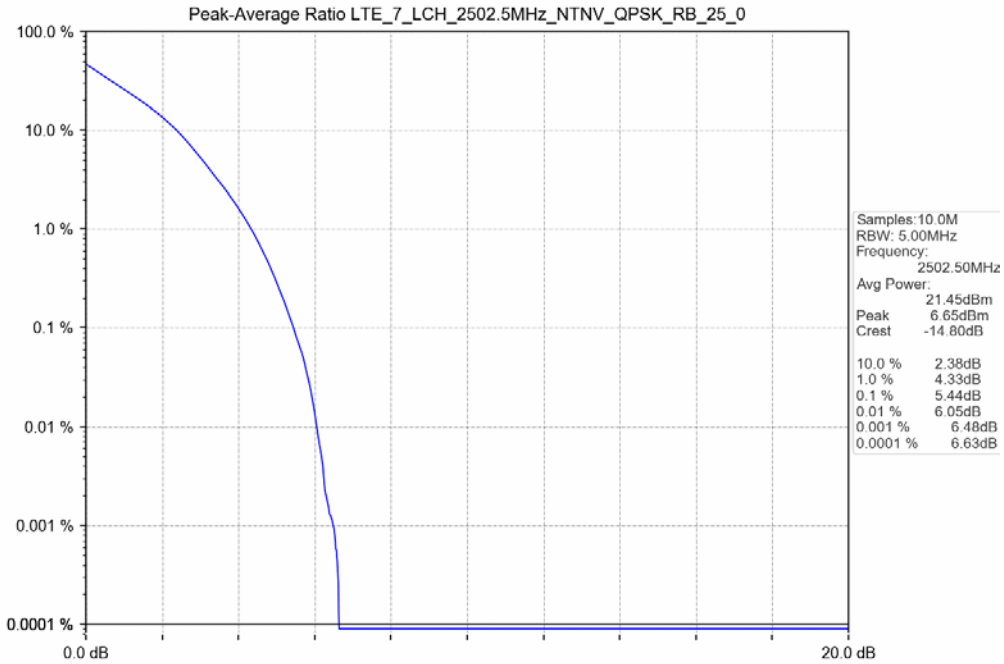
Peak-Average Ratio LTE_7_LCH_2502.5MHz_NTNV_QPSK_RB_25_0
100.0 %
10.0 %
1.0 %
0.1 %
0.01 %
0.001 %
0.0001 %
0.0 dB
20.0 dB
Samples:10.0M
RBW: 5.00MHz
Frequency:
2502.50MHz
Avg Power:
21.45dBm
Peak 6.65dBm
Crest -14.80dB
10.0 % 2.38dB
1.0 % 4.33dB
0.1 % 5.44dB
0.01 % 6.05dB
0.001 % 6.48dB
0.0001 % 6.63dB

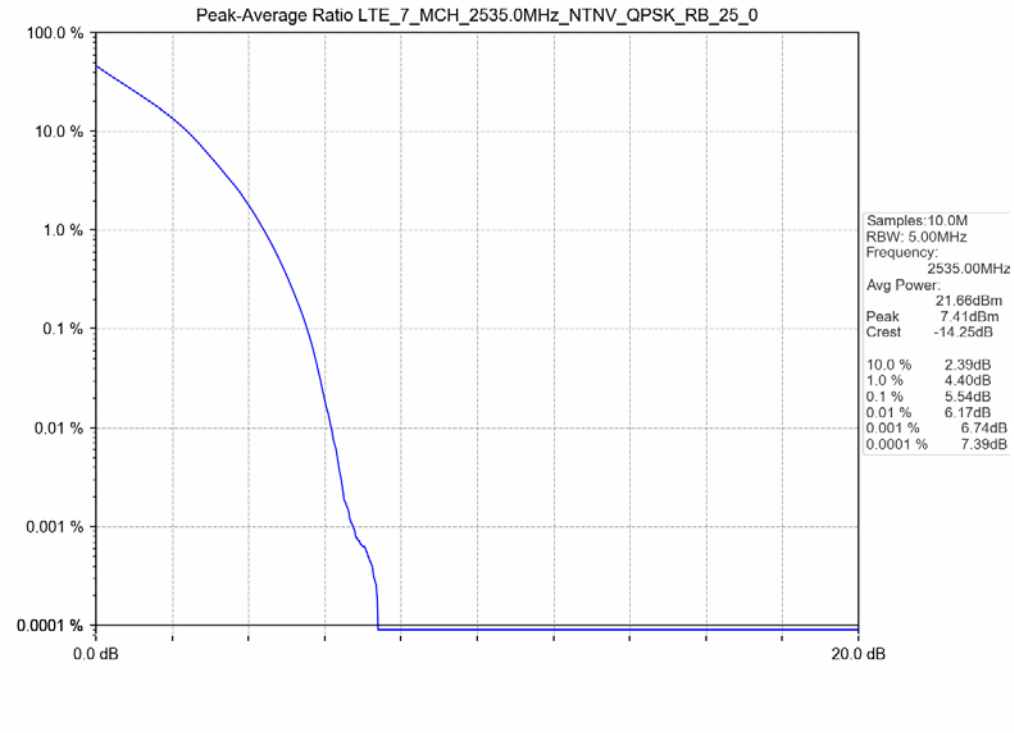
Peak-Average Ratio LTE_7_MCH_2535.0MHz_NTNV_QPSK_RB_25_0
100.0 %
10.0 %
1.0 %
0.1 %
0.01 %
0.001 %
0.0001 %
0.0 dB
20.0 dB
Samples:10.0M
RBW: 5.00MHz
Frequency:
2535.00MHz
Avg Power:
21.66dBm
Peak 7.41dBm
Crest -14.25dB
10.0 % 2.39dB
1.0 % 4.40dB
0.1 % 5.54dB
0.01 % 6.17dB
0.001 % 6.74dB
0.0001 % 7.39dB

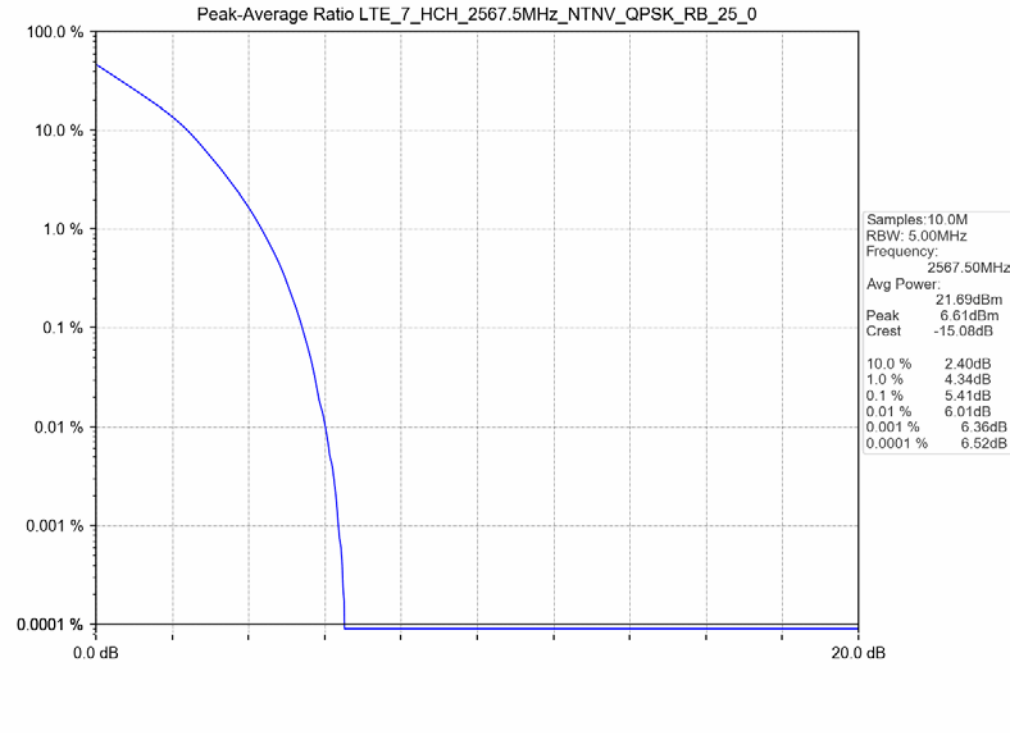
Peak-Average Ratio LTE_7_HCH_2567.5MHz_NTNV_QPSK_RB_25_0
100.0 %
10.0 %
1.0 %
0.1 %
0.01 %
0.001 %
0.0001 %
0.0 dB
20.0 dB
Samples:10.0M
RBW: 5.00MHz
Frequency:
2567.50MHz
Avg Power:
21.69dBm
Peak 6.61dBm
Crest -15.08dB
10.0 % 2.40dB
1.0 % 4.34dB
0.1 % 5.41dB
0.01 % 6.01dB
0.001 % 6.36dB
0.0001 % 6.52dB

Test Band: 7 _ 10MHz Bandwidth							
Test Mode	RB Allocation		Test result (dB)			Limit (dB)	Verdict
	Size	Offset	LCH	MCH	HCH		
QPSK	50	0	6.03	5.99	6.06	13	PASS
16QAM	50	0	6.76	6.75	6.84	13	PASS

4.2 Test Graph

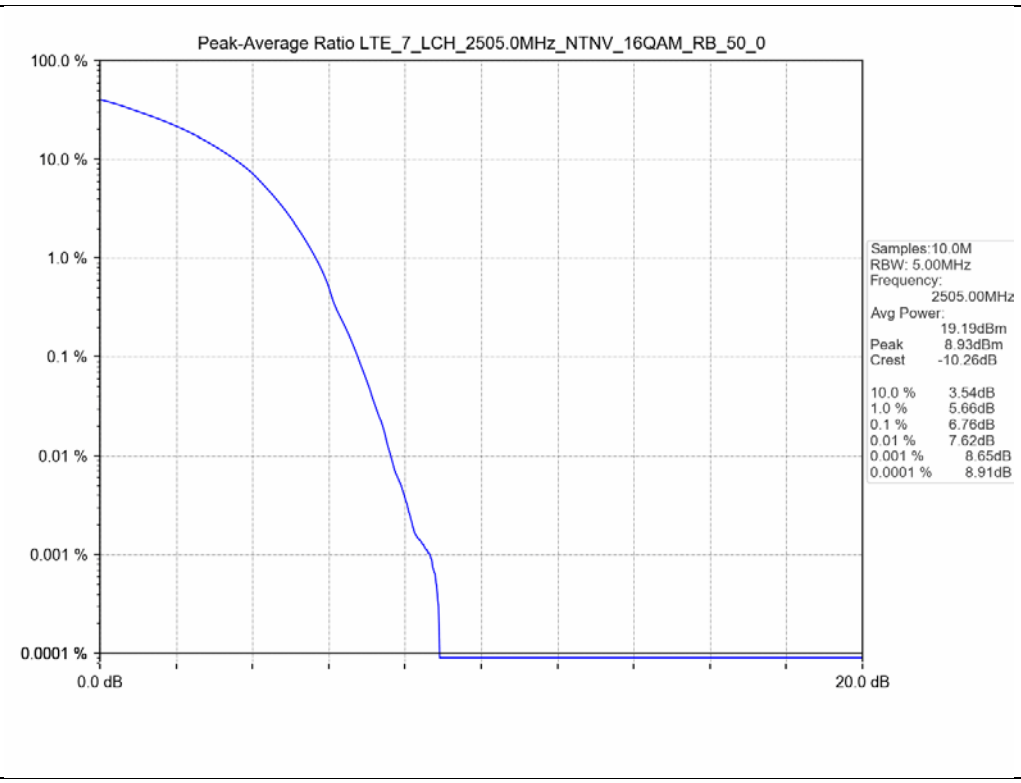

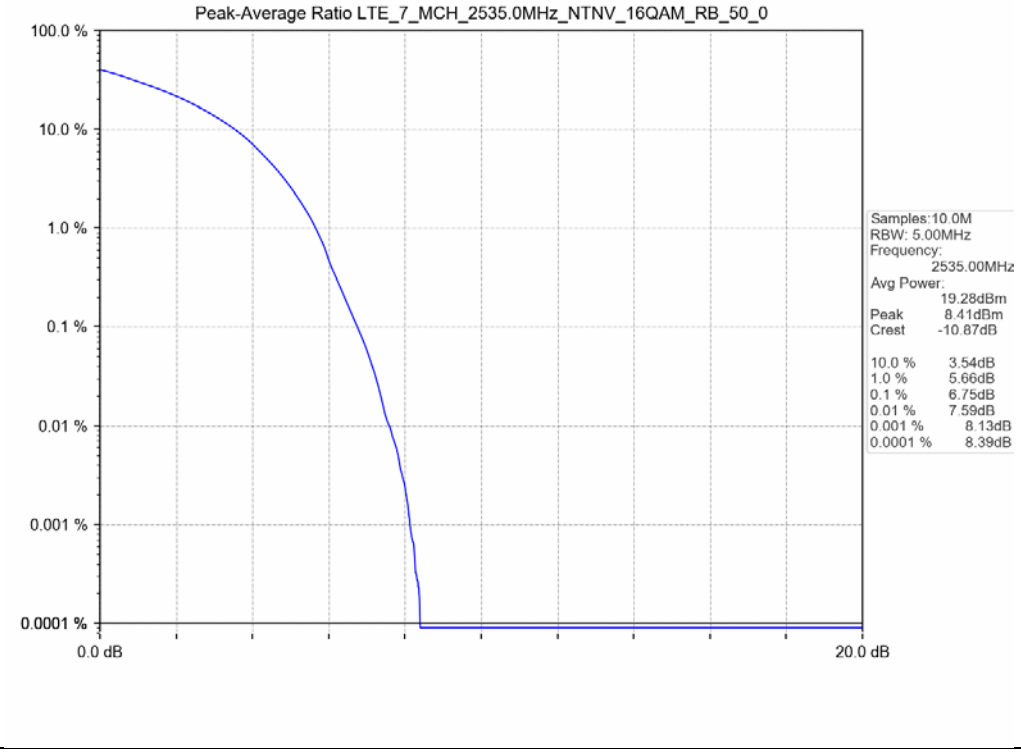

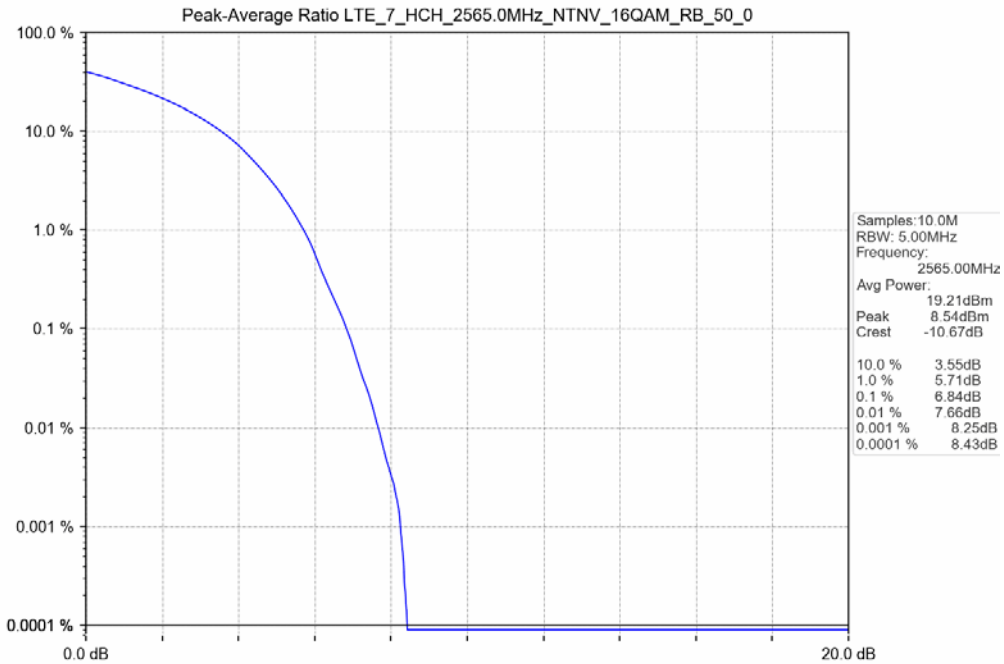
Peak-Average Ratio LTE_7_HCH_2565.0MHz_NTNV_16QAM_RB_50_0
100.0 %
10.0 %
1.0 %
0.1 %
0.01 %
0.001 %
0.0001 %
0.0 dB
20.0 dB
Samples:10.0M
RBW: 5.00MHz
Frequency:
2565.00MHz
Avg Power:
19.21dBm
Peak 8.54dBm
Crest -10.67dB
10.0 % 3.55dB
1.0 % 5.71dB
0.1 % 6.84dB
0.01 % 7.66dB
0.001 % 8.25dB
0.0001 % 8.43dB

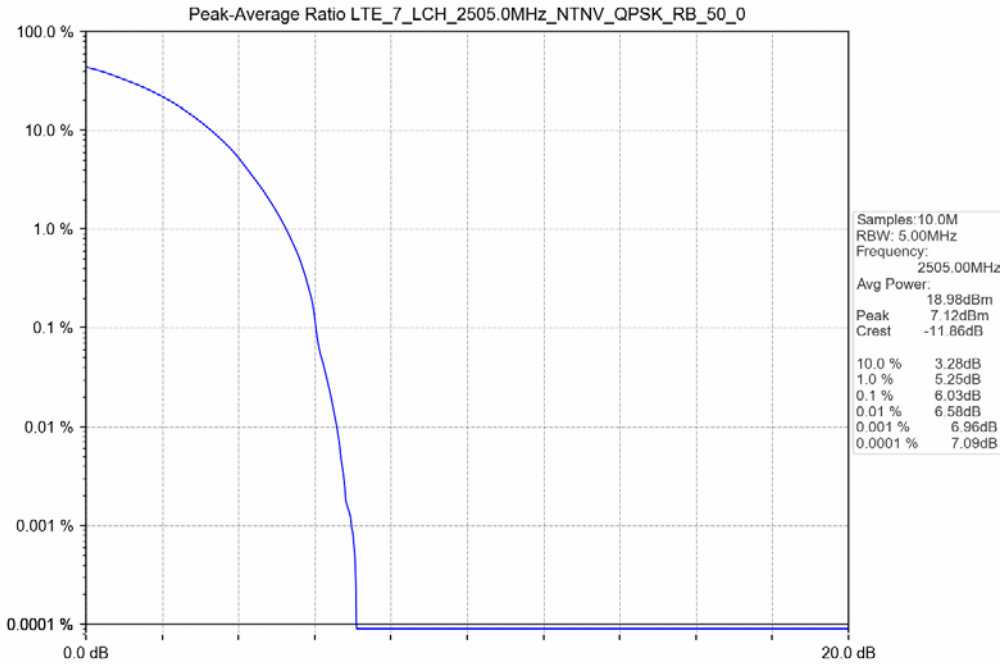
Peak-Average Ratio LTE_7_LCH_2505.0MHz_NTNV_QPSK_RB_50_0
100.0 %
10.0 %
1.0 %
0.1 %
0.01 %
0.001 %
0.0001 %
0.0 dB
20.0 dB
Samples:10.0M
RBW: 5.00MHz
Frequency:
2505.00MHz
Avg Power:
18.98dBm
Peak 7.12dBm
Crest -11.86dB
10.0 % 3.28dB
1.0 % 5.25dB
0.1 % 6.03dB
0.01 % 6.58dB
0.001 % 6.96dB
0.0001 % 7.09dB

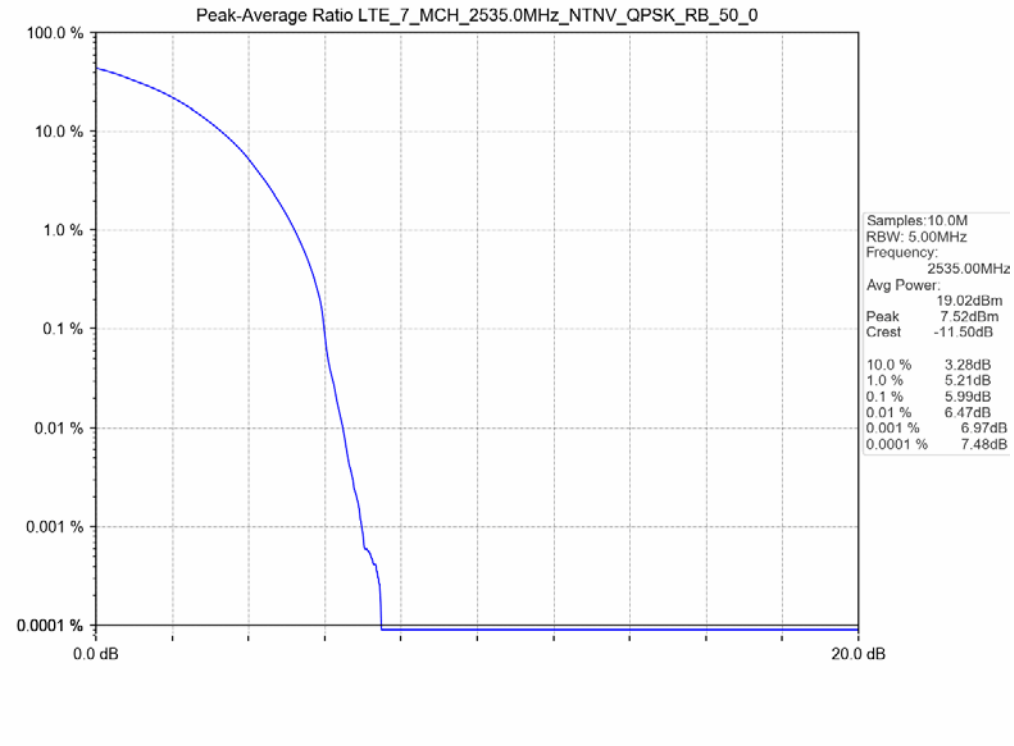
Peak-Average Ratio LTE_7_MCH_2535.0MHz_NTNV_QPSK_RB_50_0
100.0 %
10.0 %
1.0 %
0.1 %
0.01 %
0.001 %
0.0001 %
0.0 dB
20.0 dB
Samples:10.0M
RBW: 5.00MHz
Frequency:
2535.00MHz
Avg Power:
19.02dBm
Peak 7.52dBm
Crest -11.50dB
10.0 % 3.28dB
1.0 % 5.21dB
0.1 % 5.99dB
0.01 % 6.47dB
0.001 % 6.97dB
0.0001 % 7.48dB

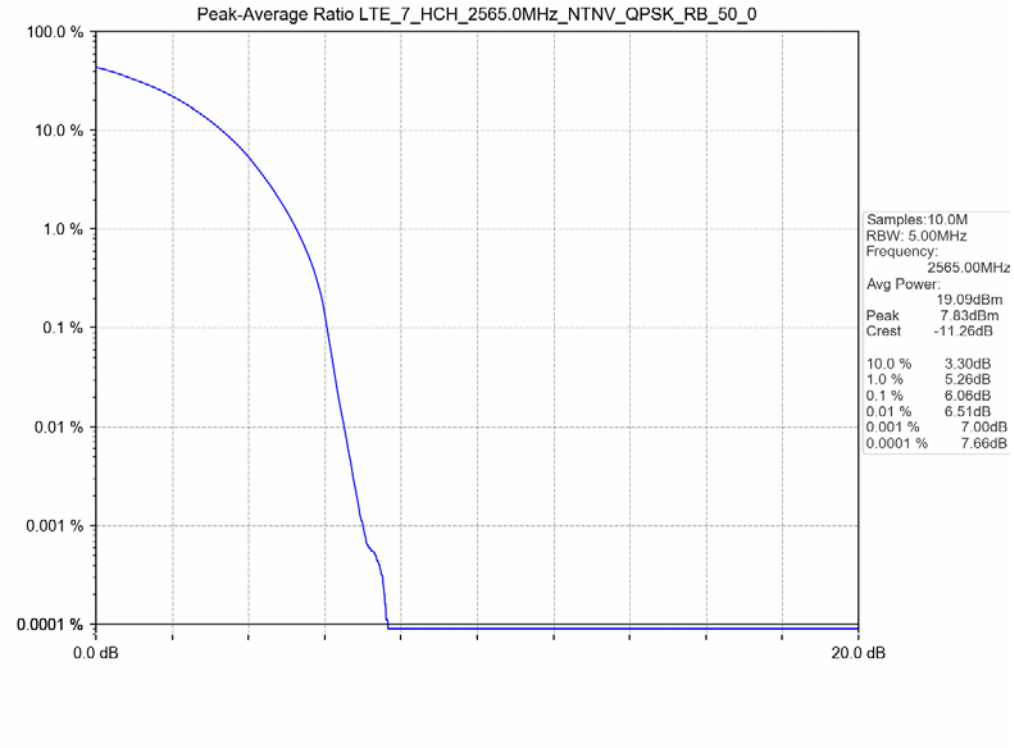
Peak-Average Ratio LTE_7_HCH_2565.0MHz_NTNV_QPSK_RB_50_0
100.0 %
10.0 %
1.0 %
0.1 %
0.01 %
0.001 %
0.0001 %
0.0 dB
20.0 dB
Samples:10.0M
RBW: 5.00MHz
Frequency:
2565.00MHz
Avg Power:
19.09dBm
Peak 7.83dBm
Crest -11.26dB
10.0 % 3.30dB
1.0 % 5.26dB
0.1 % 6.06dB
0.01 % 6.51dB
0.001 % 7.00dB
0.0001 % 7.66dB

Test Band: 7 _ 15MHz Bandwidth							
Test Mode	RB Allocation		Test result (dB)			Limit (dB)	Verdict
	Size	Offset	LCH	MCH	HCH		
QPSK	75	0	6.75	6.68	6.77	13	PASS
16QAM	75	0	7.27	7.33	7.28	13	PASS

4.2 Test Graph

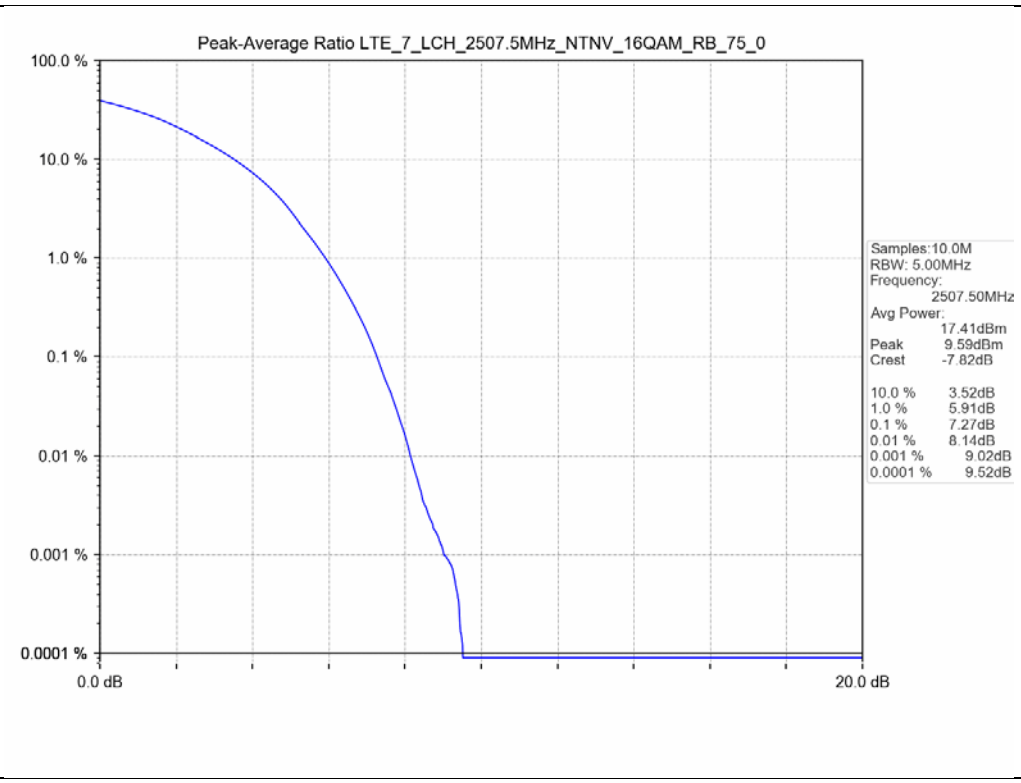

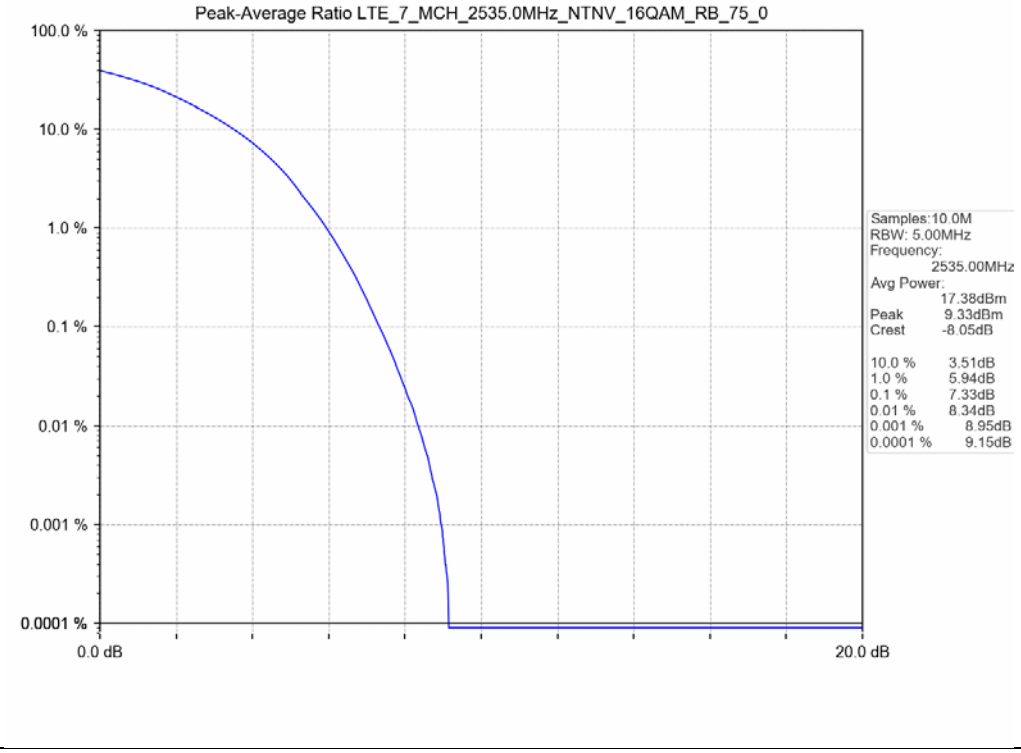

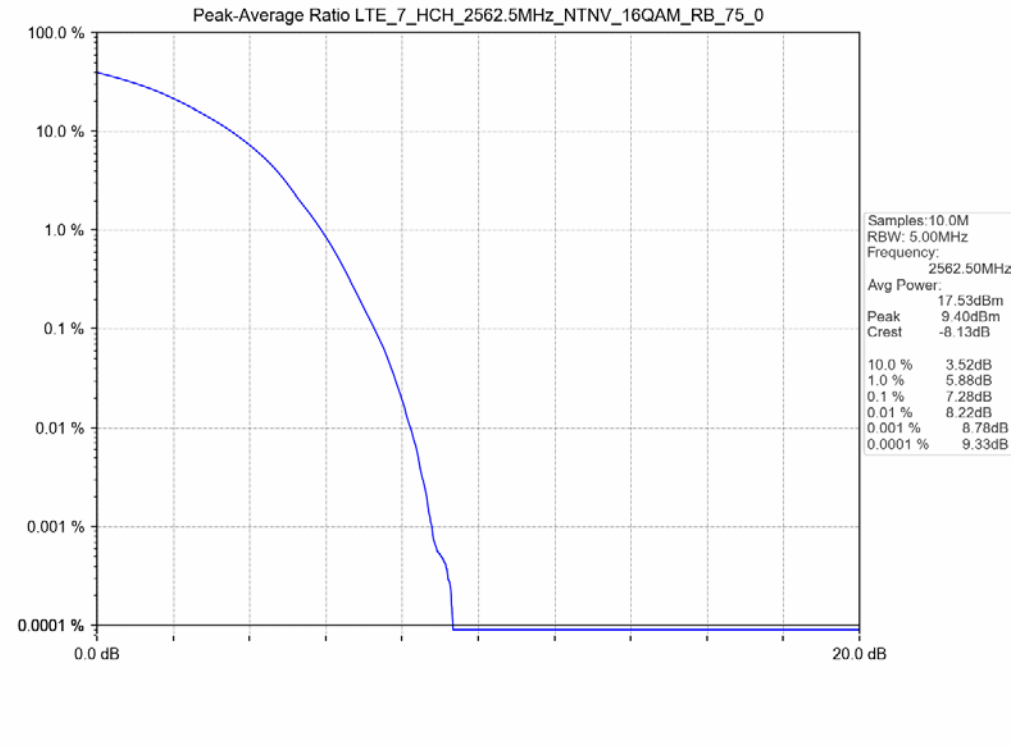
Peak-Average Ratio LTE_7_HCH_2562.5MHz_NTNV_16QAM_RB_75_0
100.0 %
10.0 %
1.0 %
0.1 %
0.01 %
0.001 %
0.0001 %
0.0 dB
20.0 dB
Samples:10.0M
RBW: 5.00MHz
Frequency:
2562.50MHz
Avg Power:
17.53dBm
Peak 9.40dBm
Crest -8.13dB
10.0 % 3.52dB
1.0 % 5.88dB
0.1 % 7.28dB
0.01 % 8.22dB
0.001 % 8.78dB
0.0001 % 9.33dB

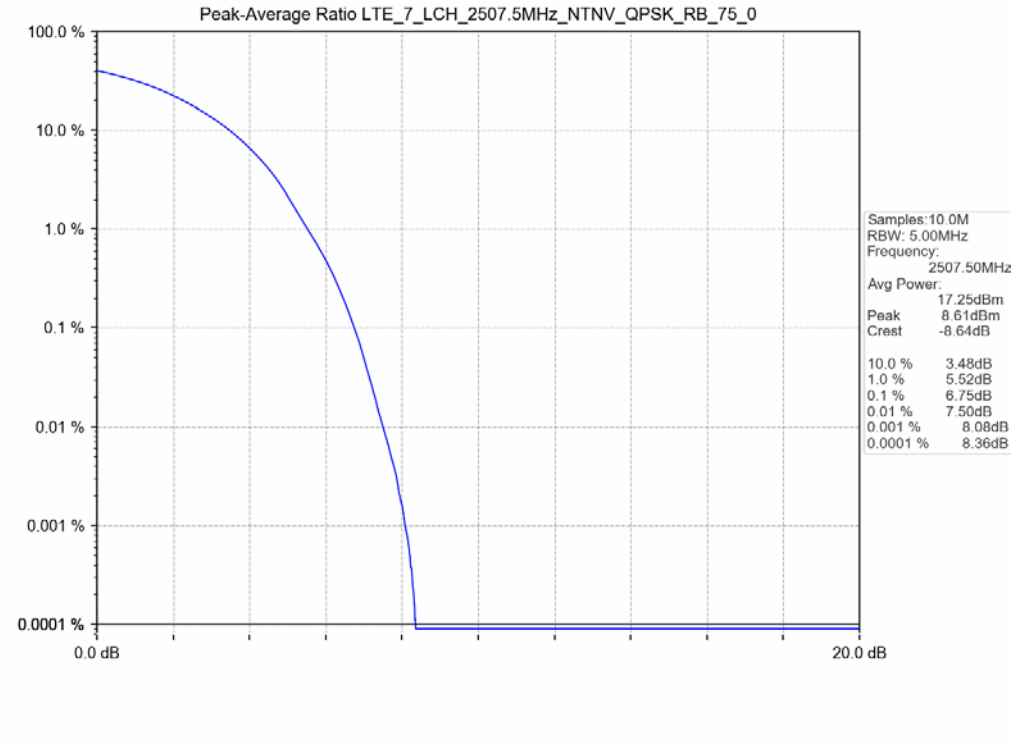
Peak-Average Ratio LTE_7_LCH_2507.5MHz_NTNV_QPSK_RB_75_0
100.0 %
10.0 %
1.0 %
0.1 %
0.01 %
0.001 %
0.0001 %
0.0 dB
20.0 dB
Samples:10.0M
RBW: 5.00MHz
Frequency:
2507.50MHz
Avg Power:
17.25dBm
Peak 8.61dBm
Crest -8.64dB
10.0 % 3.48dB
1.0 % 5.52dB
0.1 % 6.75dB
0.01 % 7.50dB
0.001 % 8.08dB
0.0001 % 8.36dB

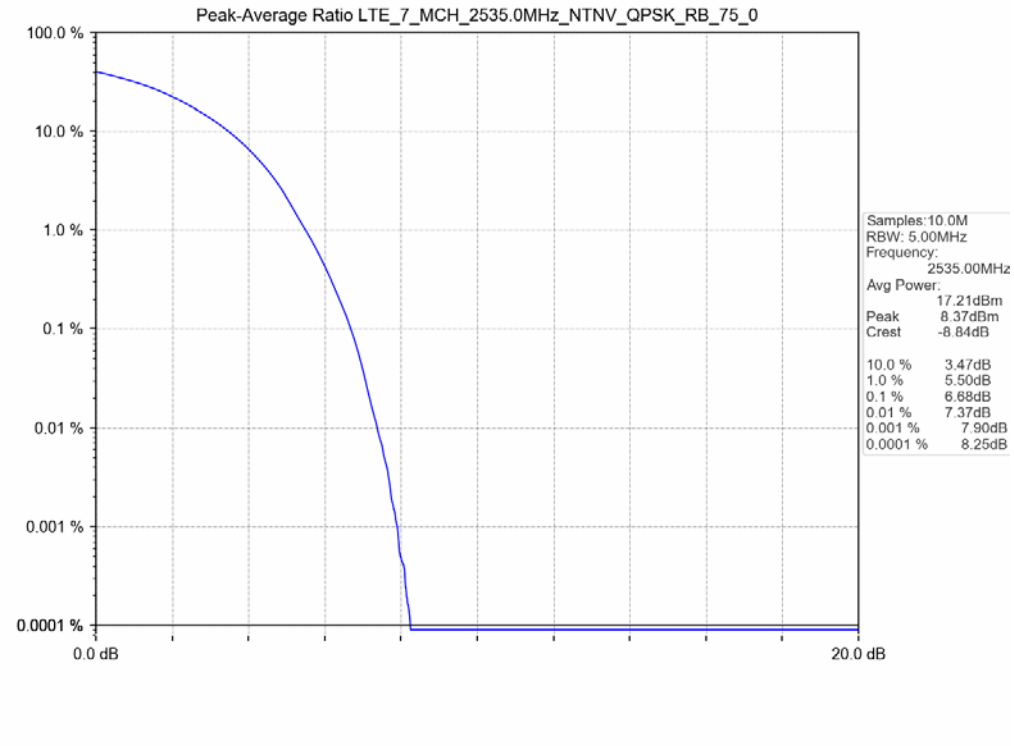
Peak-Average Ratio LTE_7_MCH_2535.0MHz_NTNV_QPSK_RB_75_0
100.0 %
10.0 %
1.0 %
0.1 %
0.01 %
0.001 %
0.0001 %
0.0 dB
20.0 dB
Samples:10.0M
RBW: 5.00MHz
Frequency:
2535.00MHz
Avg Power:
17.21dBm
Peak 8.37dBm
Crest -8.84dB
10.0 % 3.47dB
1.0 % 5.50dB
0.1 % 6.68dB
0.01 % 7.37dB
0.001 % 7.90dB
0.0001 % 8.25dB

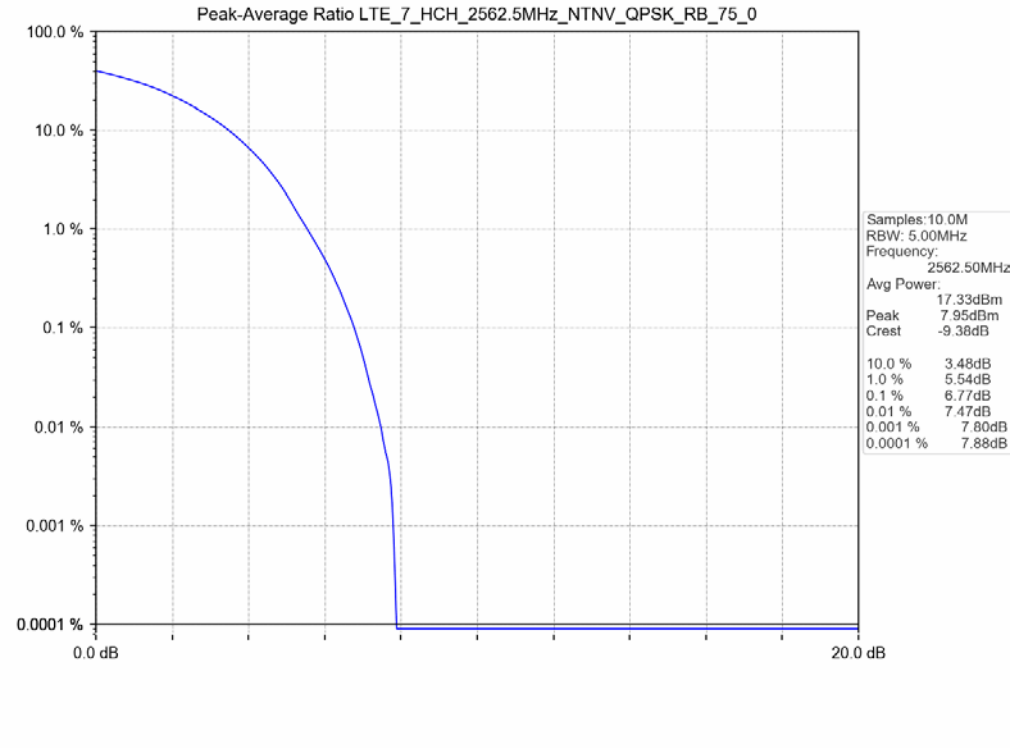
Peak-Average Ratio LTE_7_HCH_2562.5MHz_NTNV_QPSK_RB_75_0
100.0 %
10.0 %
1.0 %
0.1 %
0.01 %
0.001 %
0.0001 %
0.0 dB
20.0 dB
Samples:10.0M
RBW: 5.00MHz
Frequency:
2562.50MHz
Avg Power:
17.33dBm
Peak 7.95dBm
Crest -9.38dB
10.0 % 3.48dB
1.0 % 5.54dB
0.1 % 6.77dB
0.01 % 7.47dB
0.001 % 7.80dB
0.0001 % 7.88dB

Test Band: 7 _ 20MHz Bandwidth							
Test Mode	RB Allocation		Test result (dB)			Limit (dB)	Verdict
	Size	Offset	LCH	MCH	HCH		
QPSK	100	0	7.15	7.13	7.27	13	PASS
16QAM	100	0	7.55	7.47	7.54	13	PASS

4.2 Test Graph

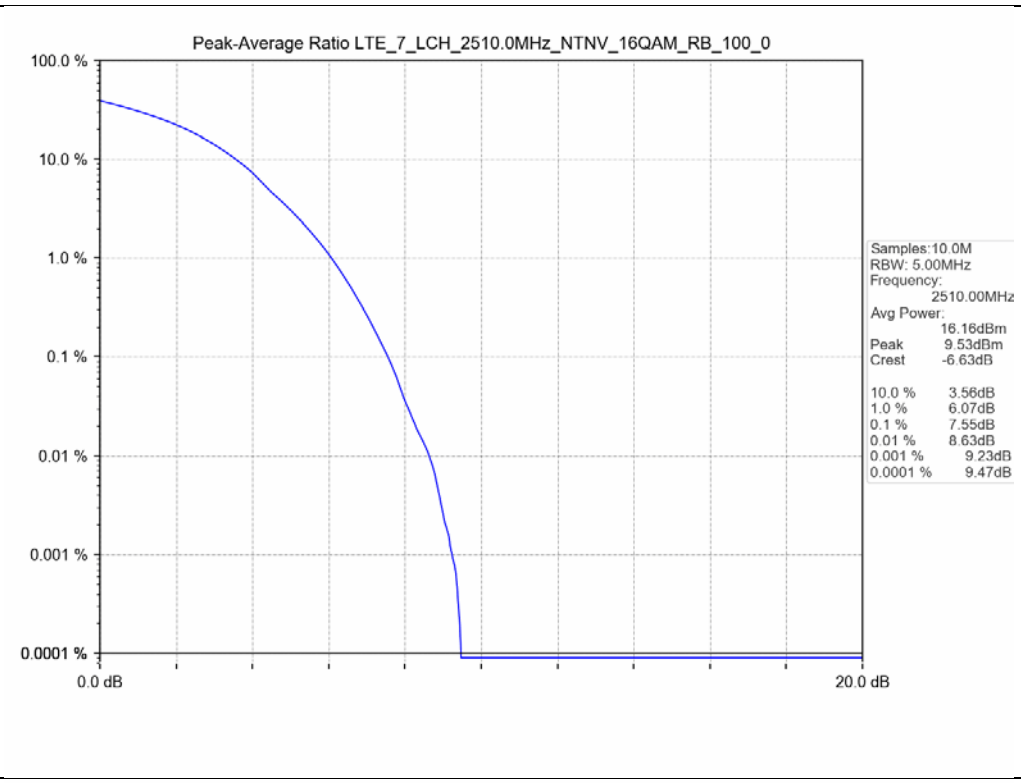

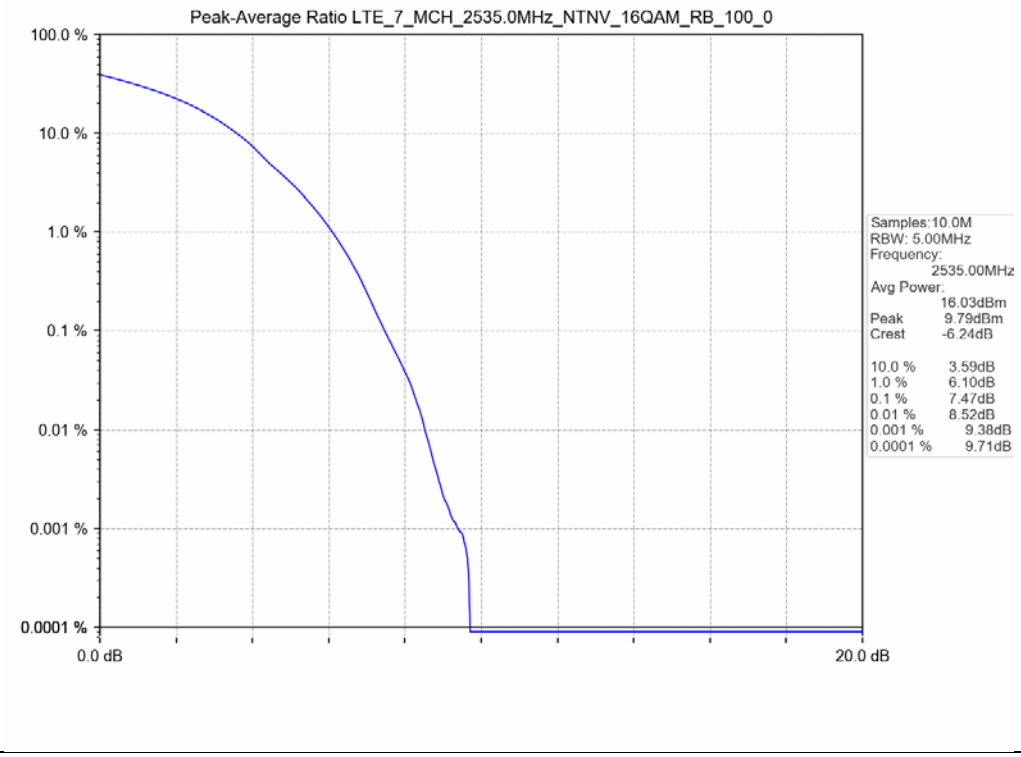

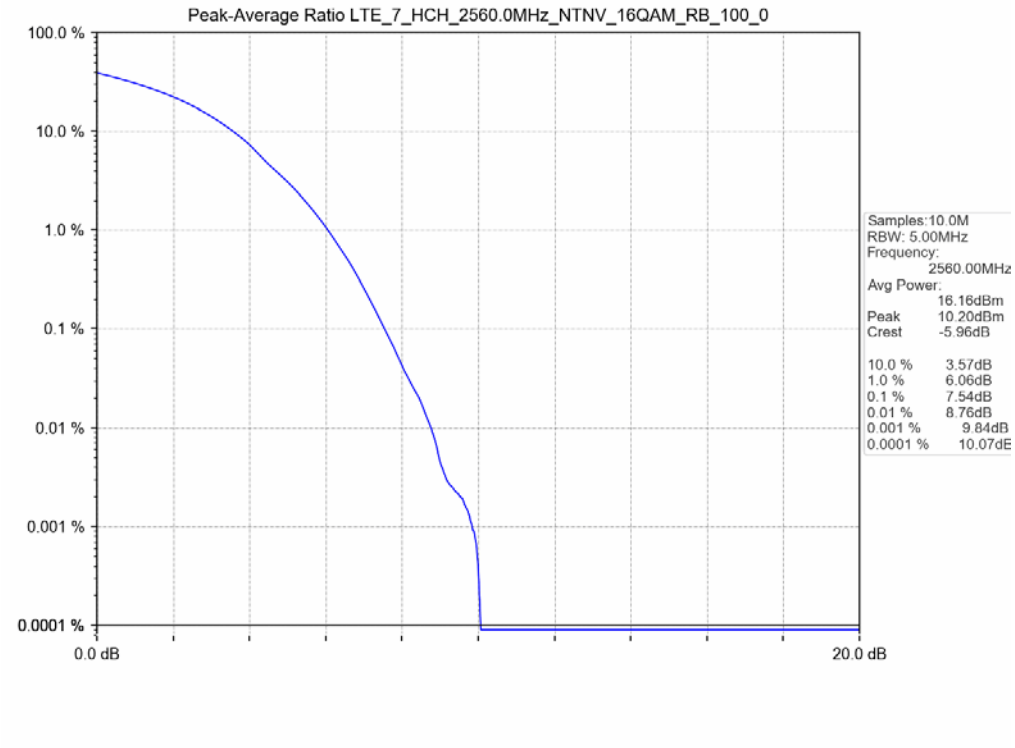
Peak-Average Ratio LTE_7_HCH_2560.0MHz_NTNV_16QAM_RB_100_0
100.0 %
10.0 %
1.0 %
0.1 %
0.01 %
0.001 %
0.0001 %
0.0 dB
20.0 dB
Samples:10.0M
RBW: 5.00MHz
Frequency:
2560.00MHz
Avg Power:
16.16dBm
Peak 10.20dBm
Crest -5.96dB
10.0 % 3.57dB
1.0 % 6.06dB
0.1 % 7.54dB
0.01 % 8.76dB
0.001 % 9.84dB
0.0001 % 10.07dB

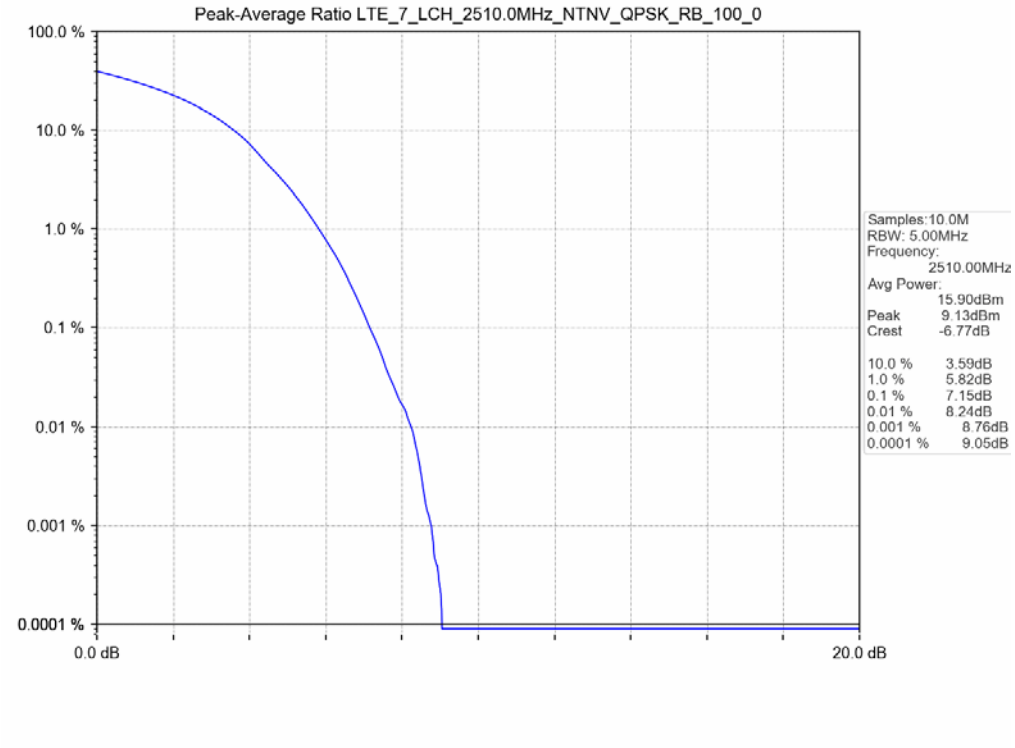
Peak-Average Ratio LTE_7_LCH_2510.0MHz_NTNV_QPSK_RB_100_0
100.0 %
10.0 %
1.0 %
0.1 %
0.01 %
0.001 %
0.0001 %
0.0 dB
20.0 dB
Samples:10.0M
RBW: 5.00MHz
Frequency:
2510.00MHz
Avg Power:
15.90dBm
Peak 9.13dBm
Crest -6.77dB
10.0 % 3.59dB
1.0 % 5.82dB
0.1 % 7.15dB
0.01 % 8.24dB
0.001 % 8.76dB
0.0001 % 9.05dB

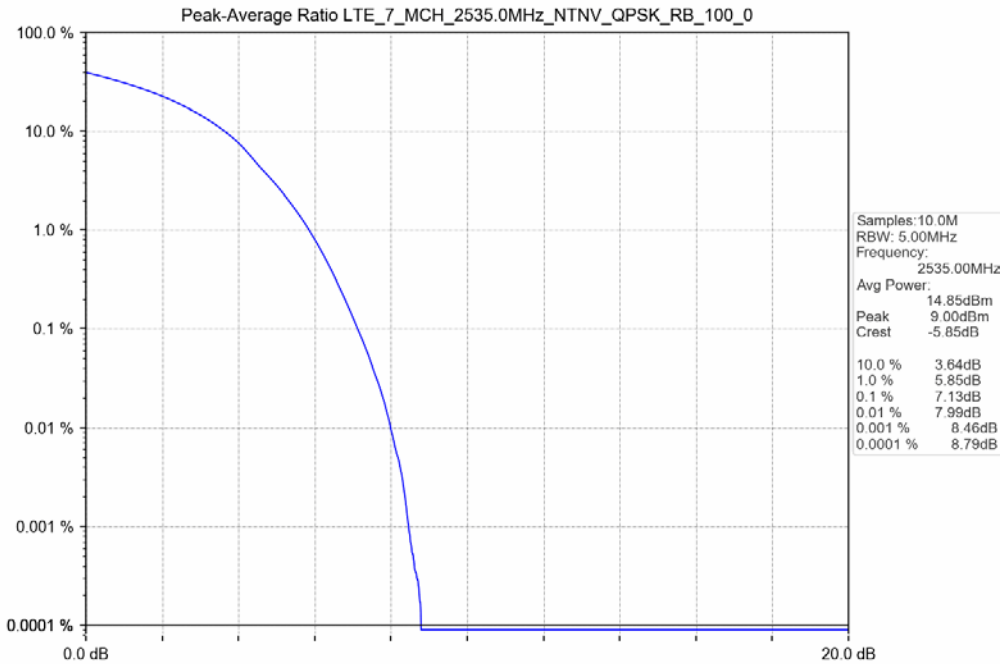
Peak-Average Ratio LTE_7_MCH_2535.0MHz_NTNV_QPSK_RB_100_0
100.0 %
10.0 %
1.0 %
0.1 %
0.01 %
0.001 %
0.0001 %
0.0 dB
20.0 dB
Samples:10.0M
RBW: 5.00MHz
Frequency:
2535.00MHz
Avg Power:
14.85dBm
Peak 9.00dBm
Crest -5.85dB
10.0 % 3.64dB
1.0 % 5.85dB
0.1 % 7.13dB
0.01 % 7.99dB
0.001 % 8.46dB
0.0001 % 8.79dB

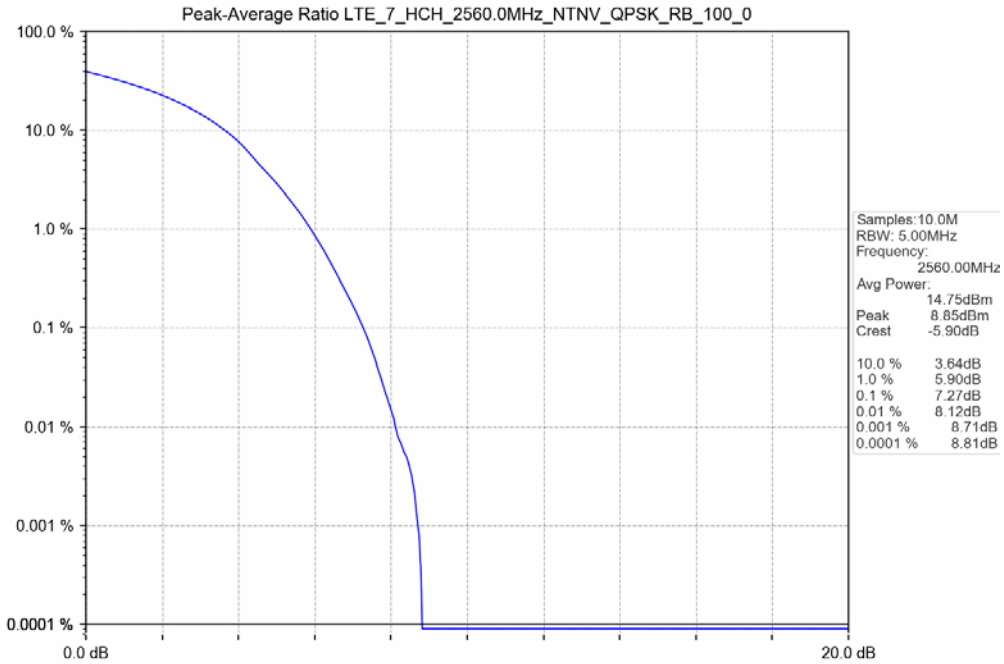
Peak-Average Ratio LTE_7_HCH_2560.0MHz_NTNV_QPSK_RB_100_0
100.0 %
10.0 %
1.0 %
0.1 %
0.01 %
0.001 %
0.0001 %
0.0 dB
20.0 dB
Samples:10.0M
RBW: 5.00MHz
Frequency:
2560.00MHz
Avg Power:
14.75dBm
Peak 8.85dBm
Crest -5.90dB
10.0 % 3.64dB
1.0 % 5.90dB
0.1 % 7.27dB
0.01 % 8.12dB
0.001 % 8.71dB
0.0001 % 8.81dB

5. Peak-Average Ratio

5.1 Test Result

Test Band: 12 _ 1.4MHz Bandwidth							
Test Mode	RB Allocation		Test result (dB)			Limit (dB)	Verdict
	Size	Offset	LCH	MCH	HCH		
QPSK	6	0	5.99	5.98	5.89	13	PASS
16QAM	6	0	4.97	4.96	5.14	13	PASS

5.2 Test Graph

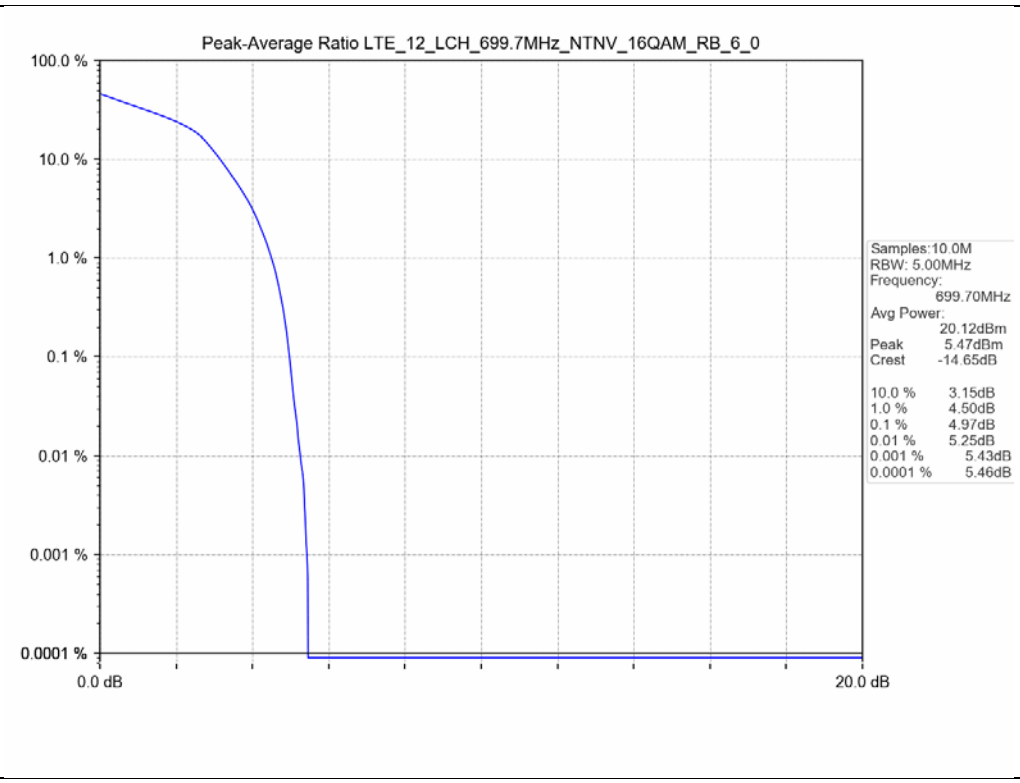

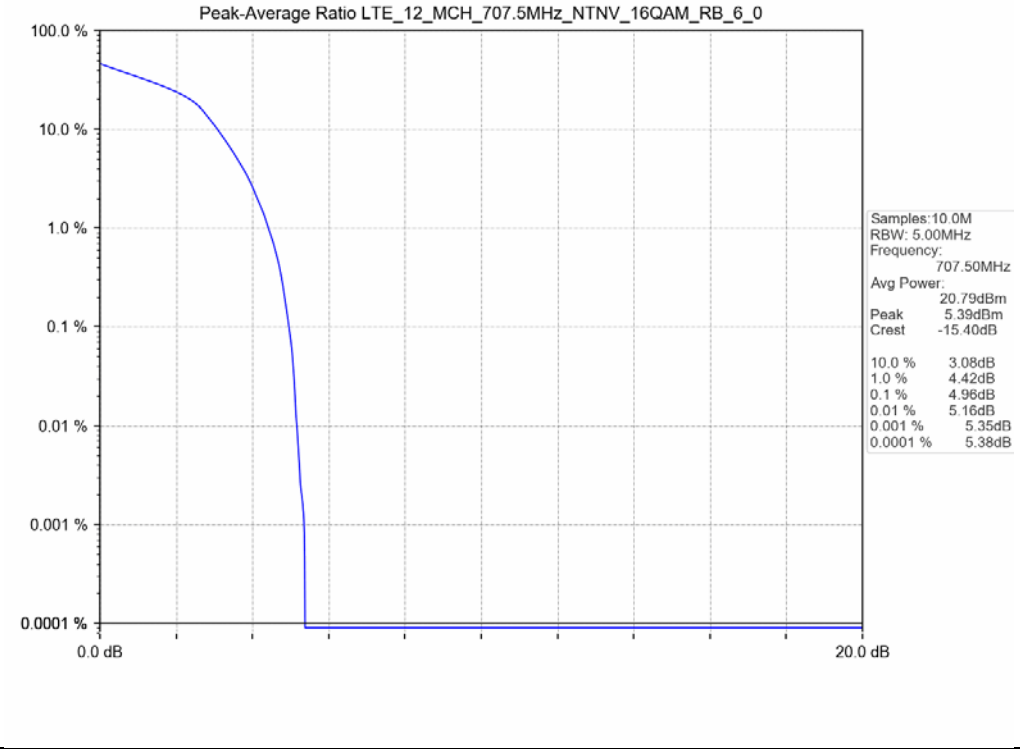

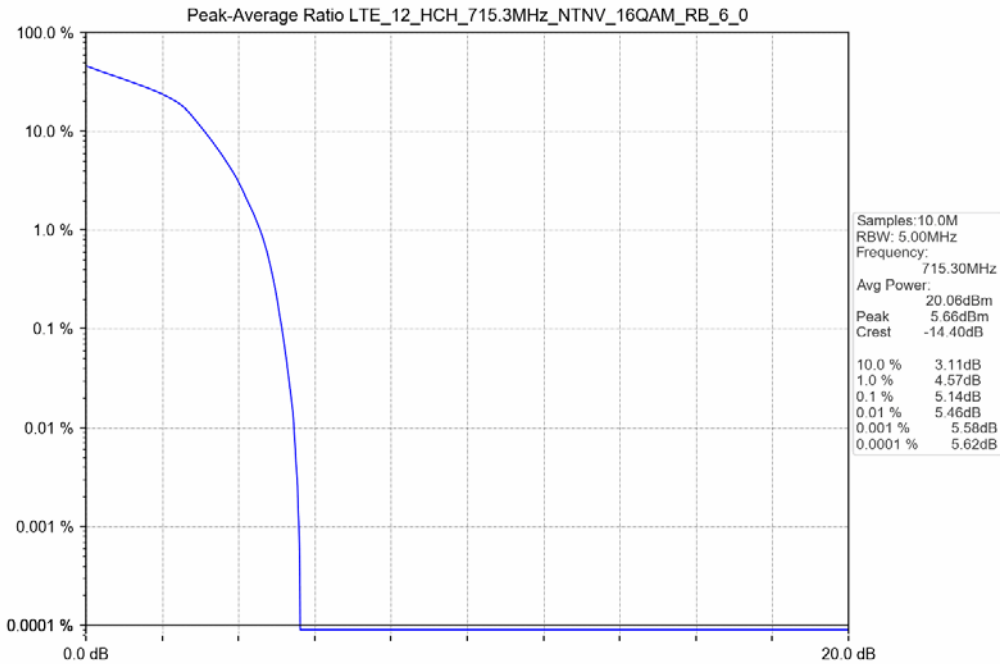
Peak-Average Ratio LTE_12_HCH_715.3MHz_NTNV_16QAM_RB_6_0
100.0 %
10.0 %
1.0 %
0.1 %
0.01 %
0.001 %
0.0001 %
0.0 dB
20.0 dB
Samples:10.0M
RBW: 5.00MHz
Frequency:
715.30MHz
Avg Power:
20.06dBm
Peak 5.66dBm
Crest -14.40dB
10.0 % 3.11dB
1.0 % 4.57dB
0.1 % 5.14dB
0.01 % 5.46dB
0.001 % 5.58dB
0.0001 % 5.62dB

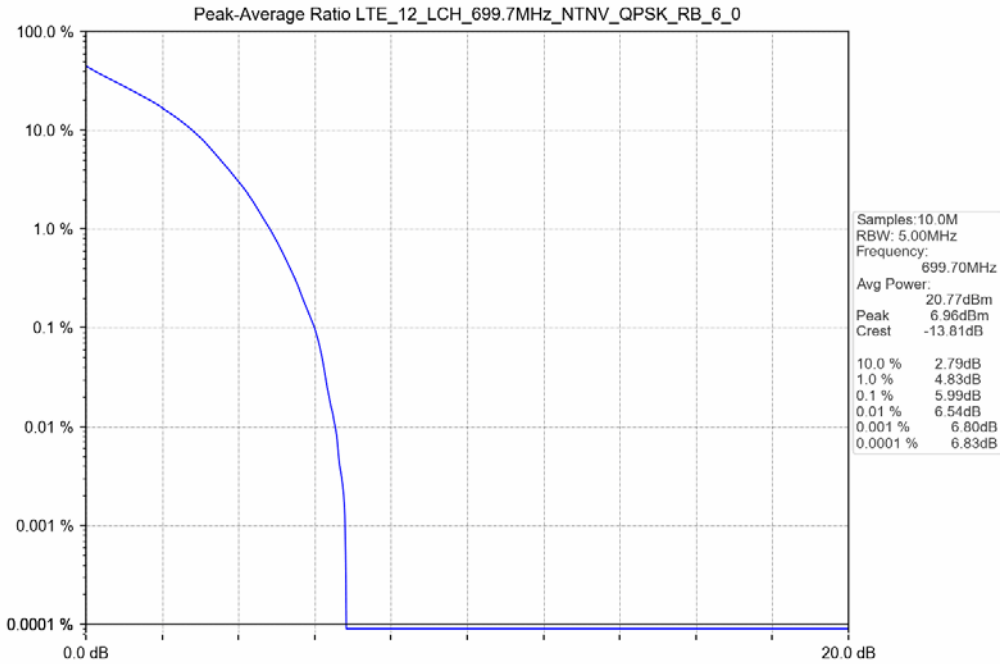
Peak-Average Ratio LTE_12_LCH_699.7MHz_NTNV_QPSK_RB_6_0
100.0 %
10.0 %
1.0 %
0.1 %
0.01 %
0.001 %
0.0001 %
0.0 dB
20.0 dB
Samples:10.0M
RBW: 5.00MHz
Frequency:
699.70MHz
Avg Power:
20.77dBm
Peak 6.96dBm
Crest -13.81dB
10.0 % 2.79dB
1.0 % 4.83dB
0.1 % 5.99dB
0.01 % 6.54dB
0.001 % 6.80dB
0.0001 % 6.83dB

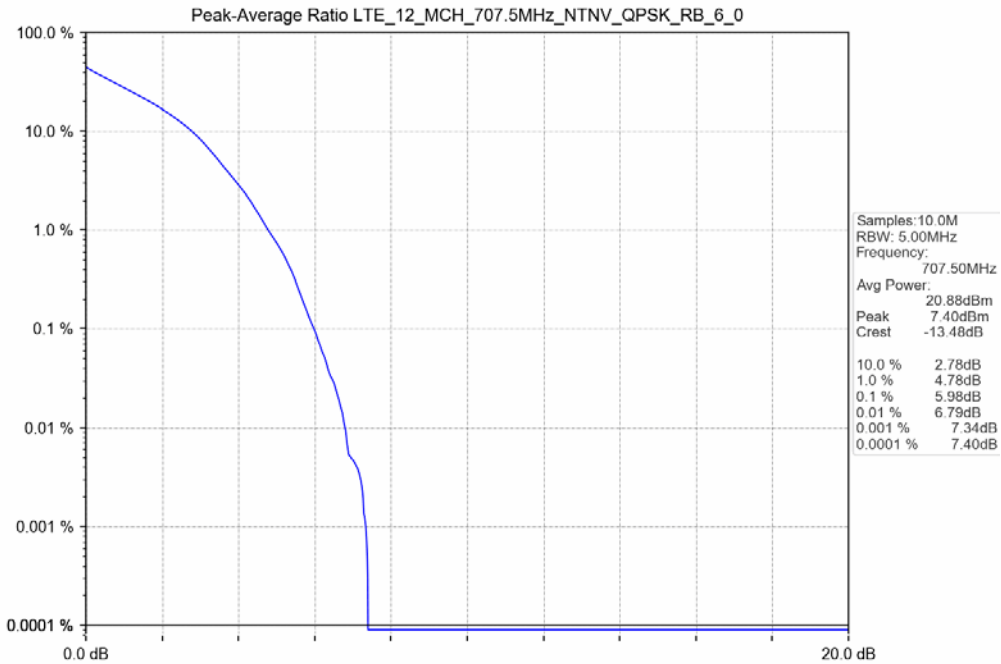
Peak-Average Ratio LTE_12_MCH_707.5MHz_NTNV_QPSK_RB_6_0
100.0 %
10.0 %
1.0 %
0.1 %
0.01 %
0.001 %
0.0001 %
0.0 dB
20.0 dB
Samples:10.0M
RBW: 5.00MHz
Frequency:
707.50MHz
Avg Power:
20.88dBm
Peak 7.40dBm
Crest -13.48dB
10.0 % 2.78dB
1.0 % 4.78dB
0.1 % 5.98dB
0.01 % 6.79dB
0.001 % 7.34dB
0.0001 % 7.40dB

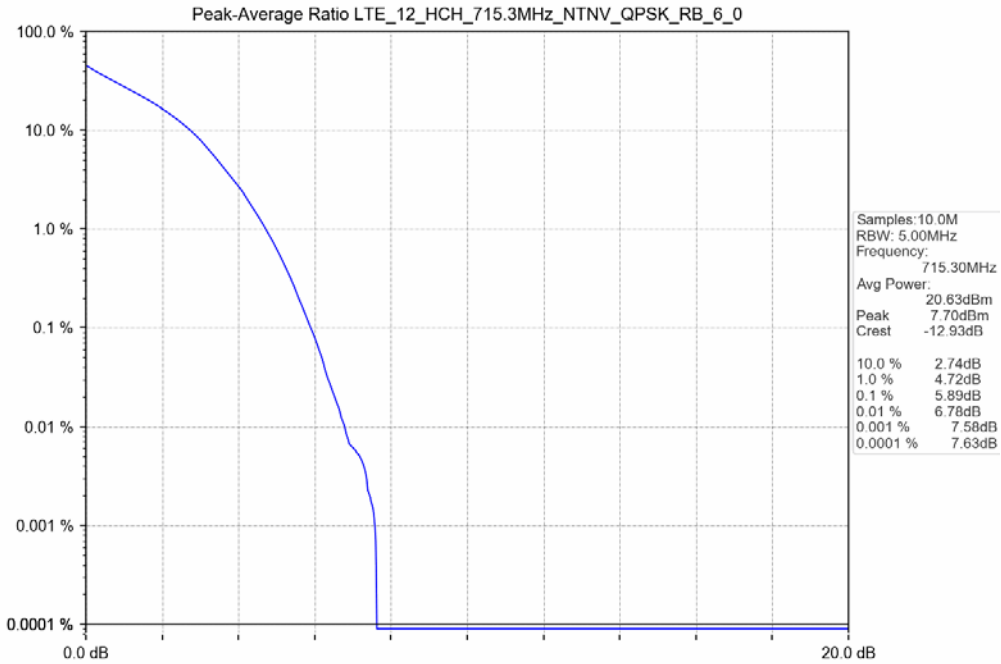
Peak-Average Ratio LTE_12_HCH_715.3MHz_NTNV_QPSK_RB_6_0
100.0 %
10.0 %
1.0 %
0.1 %
0.01 %
0.001 %
0.0001 %
0.0 dB
20.0 dB
Samples:10.0M
RBW: 5.00MHz
Frequency:
715.30MHz
Avg Power:
20.63dBm
Peak 7.70dBm
Crest -12.93dB
10.0 % 2.74dB
1.0 % 4.72dB
0.1 % 5.89dB
0.01 % 6.78dB
0.001 % 7.58dB
0.0001 % 7.63dB

Test Band: 12 _ 3MHz Bandwidth							
Test Mode	RB Allocation		Test result (dB)			Limit (dB)	Verdict
	Size	Offset	LCH	MCH	HCH		
QPSK	15	0	5.95	5.95	5.93	13	PASS
16QAM	15	0	5.10	5.30	5.19	13	PASS

5.2 Test Graph

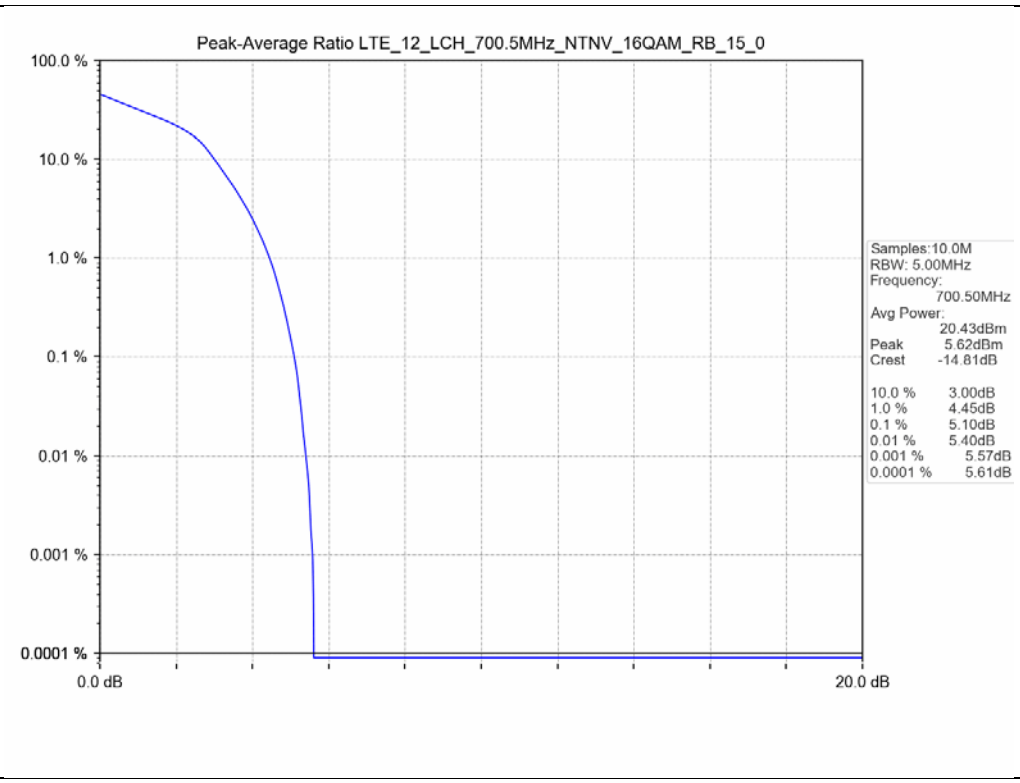

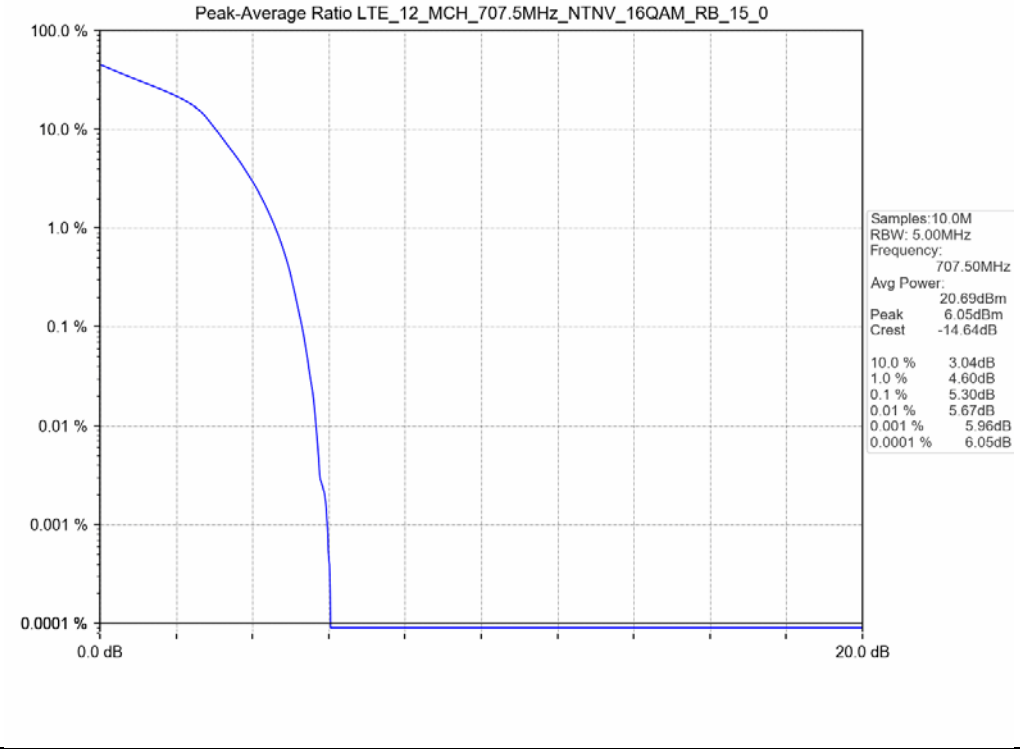

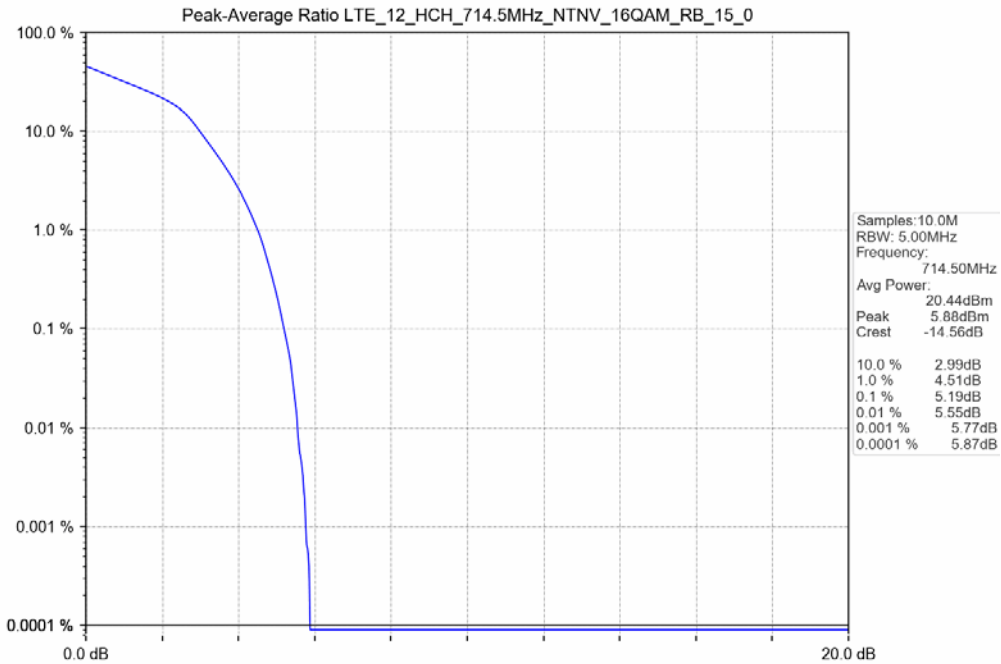
Peak-Average Ratio LTE_12_HCH_714.5MHz_NTNV_16QAM_RB_15_0
100.0 %
10.0 %
1.0 %
0.1 %
0.01 %
0.001 %
0.0001 %
0.0 dB
20.0 dB
Samples:10.0M
RBW: 5.00MHz
Frequency:
714.50MHz
Avg Power:
20.44dBm
Peak 5.88dBm
Crest -14.56dB
10.0 % 2.99dB
1.0 % 4.51dB
0.1 % 5.19dB
0.01 % 5.55dB
0.001 % 5.77dB
0.0001 % 5.87dB

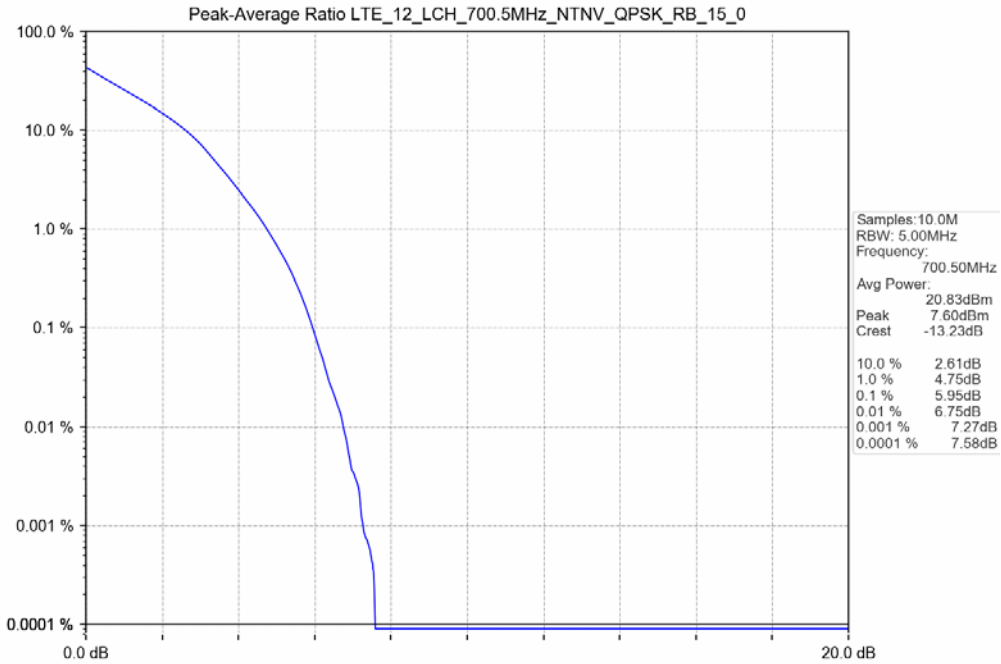
Peak-Average Ratio LTE_12_LCH_700.5MHz_NTNV_QPSK_RB_15_0
100.0 %
10.0 %
1.0 %
0.1 %
0.01 %
0.001 %
0.0001 %
0.0 dB
20.0 dB
Samples:10.0M
RBW: 5.00MHz
Frequency:
700.50MHz
Avg Power:
20.83dBm
Peak 7.60dBm
Crest -13.23dB
10.0 % 2.61dB
1.0 % 4.75dB
0.1 % 5.95dB
0.01 % 6.75dB
0.001 % 7.27dB
0.0001 % 7.58dB

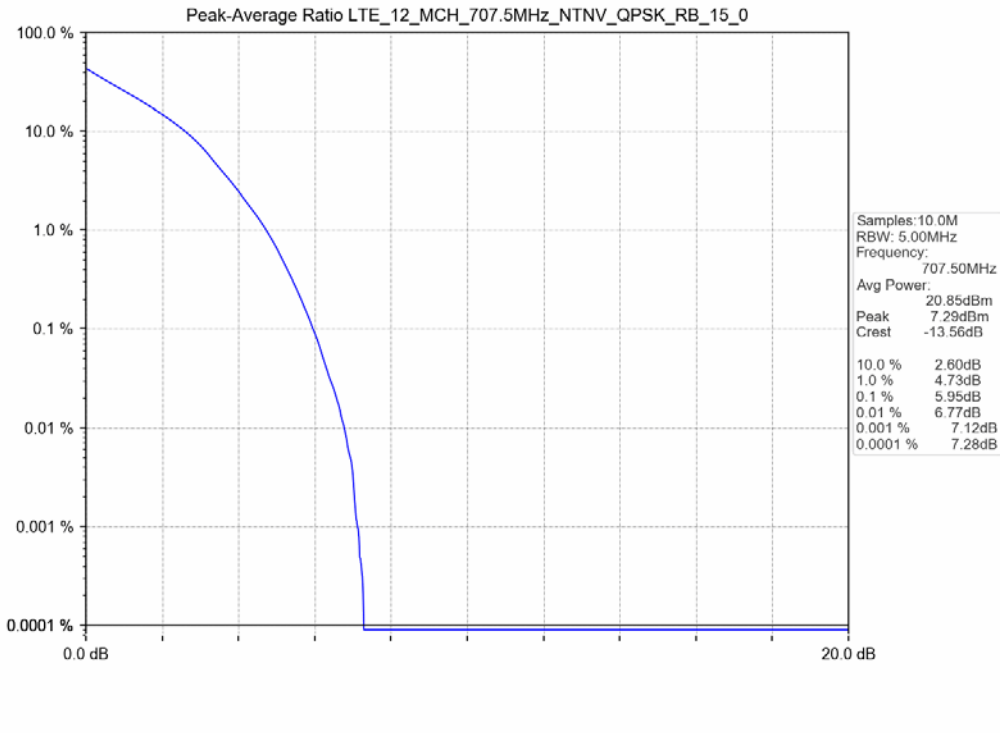
Peak-Average Ratio LTE_12_MCH_707.5MHz_NTNV_QPSK_RB_15_0
100.0 %
10.0 %
1.0 %
0.1 %
0.01 %
0.001 %
0.0001 %
0.0 dB
20.0 dB
Samples:10.0M
RBW: 5.00MHz
Frequency:
707.50MHz
Avg Power:
20.85dBm
Peak 7.29dBm
Crest -13.56dB
10.0 % 2.60dB
1.0 % 4.73dB
0.1 % 5.95dB
0.01 % 6.77dB
0.001 % 7.12dB
0.0001 % 7.28dB

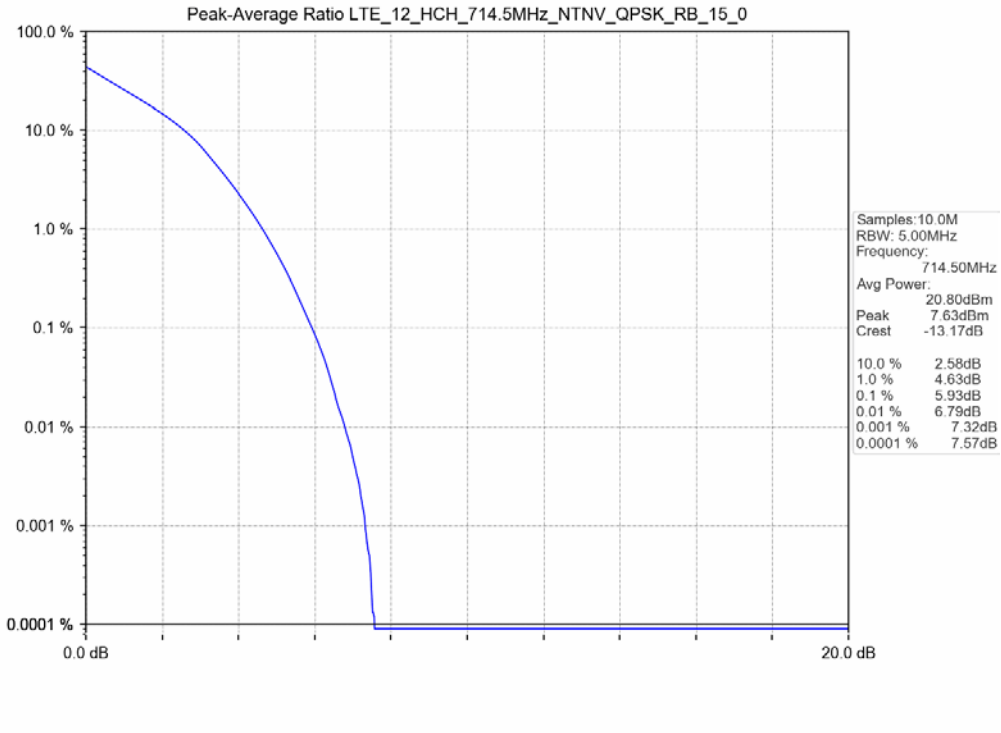
Peak-Average Ratio LTE_12_HCH_714.5MHz_NTNV_QPSK_RB_15_0
100.0 %
10.0 %
1.0 %
0.1 %
0.01 %
0.001 %
0.0001 %
0.0 dB
20.0 dB
Samples:10.0M
RBW: 5.00MHz
Frequency:
714.50MHz
Avg Power:
20.80dBm
Peak 7.63dBm
Crest -13.17dB
10.0 % 2.58dB
1.0 % 4.63dB
0.1 % 5.93dB
0.01 % 6.79dB
0.001 % 7.32dB
0.0001 % 7.57dB

Test Band: 12 _ 5MHz Bandwidth							
Test Mode	RB Allocation		Test result (dB)			Limit (dB)	Verdict
	Size	Offset	LCH	MCH	HCH		
QPSK	25	0	5.82	5.89	5.82	13	PASS
16QAM	25	0	5.48	5.63	5.76	13	PASS

5.2 Test Graph

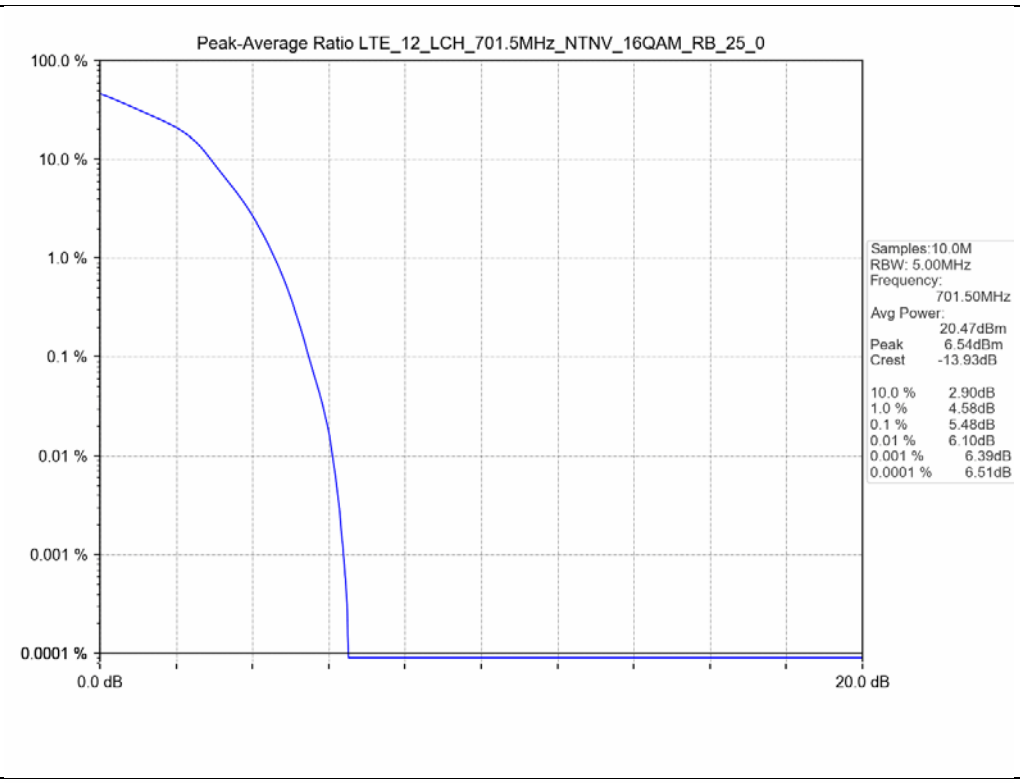

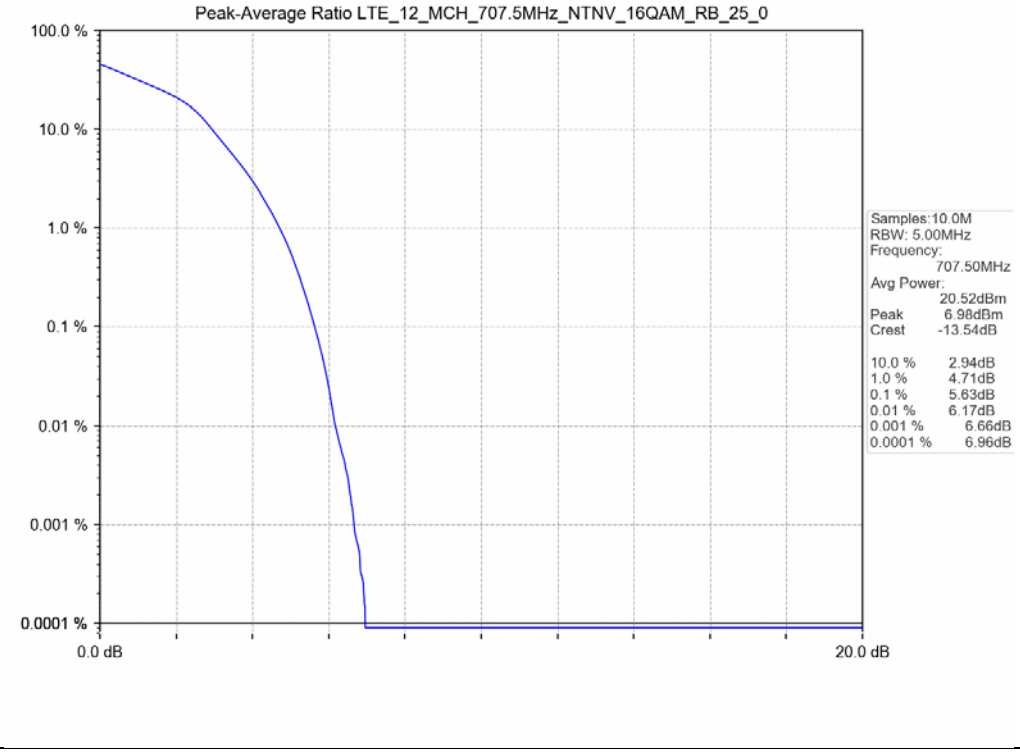

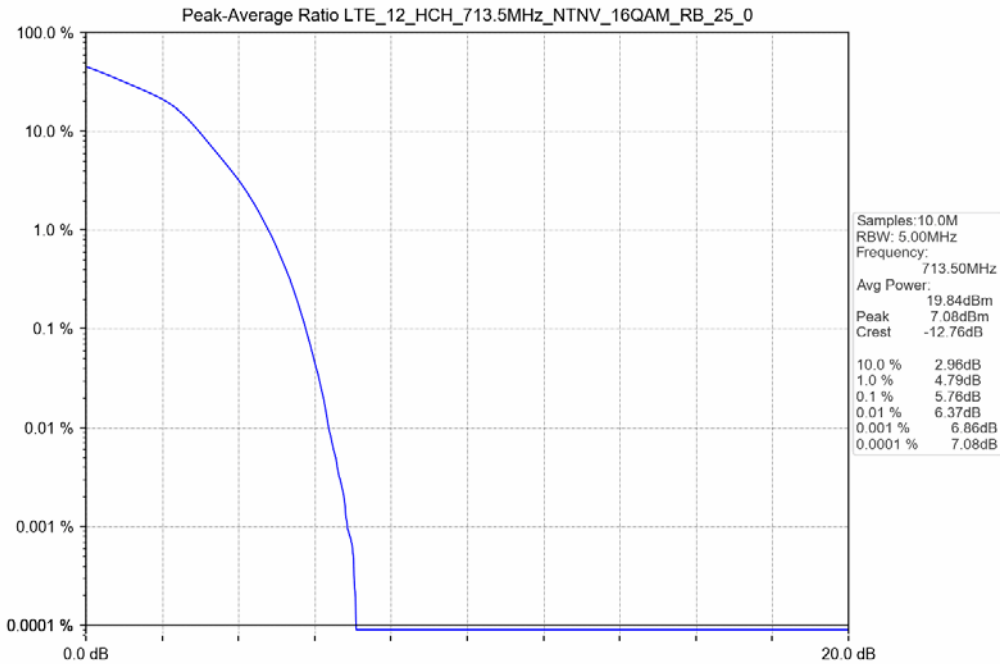
Peak-Average Ratio LTE_12_HCH_713.5MHz_NTNV_16QAM_RB_25_0
100.0 %
10.0 %
1.0 %
0.1 %
0.01 %
0.001 %
0.0001 %
0.0 dB
20.0 dB
Samples:10.0M
RBW: 5.00MHz
Frequency:
713.50MHz
Avg Power:
19.84dBm
Peak 7.08dBm
Crest -12.76dB
10.0 % 2.96dB
1.0 % 4.79dB
0.1 % 5.76dB
0.01 % 6.37dB
0.001 % 6.86dB
0.0001 % 7.08dB

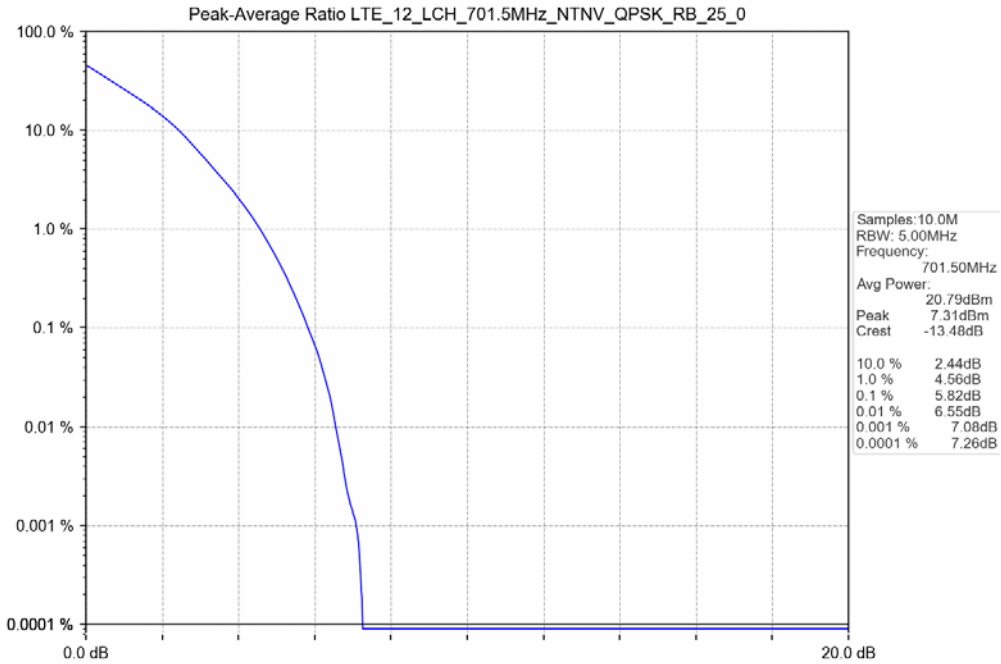
Peak-Average Ratio LTE_12_LCH_701.5MHz_NTNV_QPSK_RB_25_0
100.0 %
10.0 %
1.0 %
0.1 %
0.01 %
0.001 %
0.0001 %
0.0 dB
20.0 dB
Samples:10.0M
RBW: 5.00MHz
Frequency:
701.50MHz
Avg Power:
20.79dBm
Peak 7.31dBm
Crest -13.48dB
10.0 % 2.44dB
1.0 % 4.56dB
0.1 % 5.82dB
0.01 % 6.55dB
0.001 % 7.08dB
0.0001 % 7.26dB

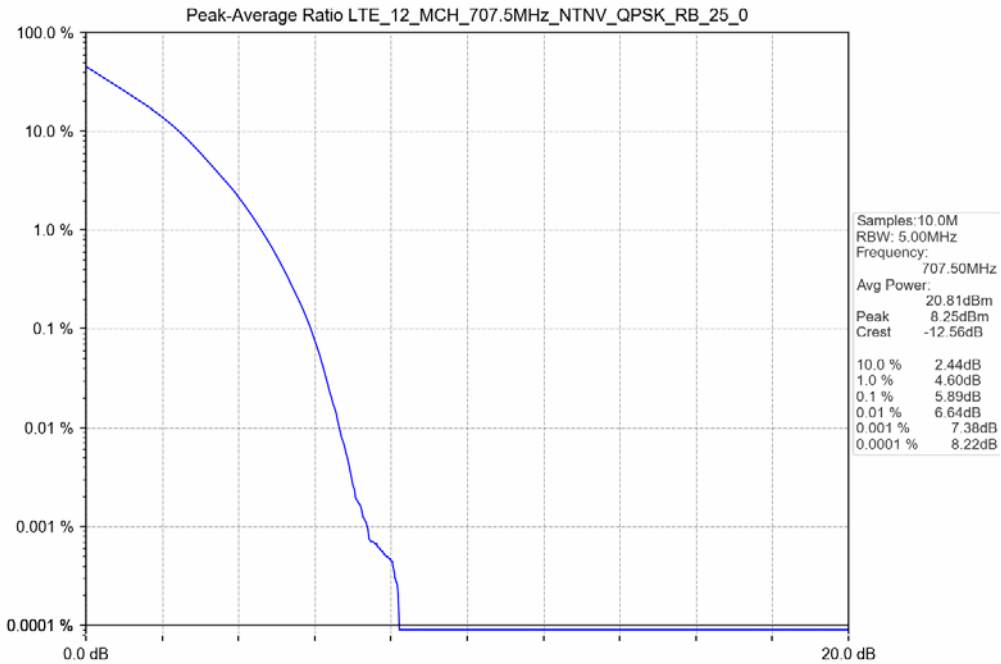
Peak-Average Ratio LTE_12_MCH_707.5MHz_NTNV_QPSK_RB_25_0
100.0 %
10.0 %
1.0 %
0.1 %
0.01 %
0.001 %
0.0001 %
0.0 dB
20.0 dB
Samples:10.0M
RBW: 5.00MHz
Frequency:
707.50MHz
Avg Power:
20.81dBm
Peak 8.25dBm
Crest -12.56dB
10.0 % 2.44dB
1.0 % 4.60dB
0.1 % 5.89dB
0.01 % 6.64dB
0.001 % 7.38dB
0.0001 % 8.22dB

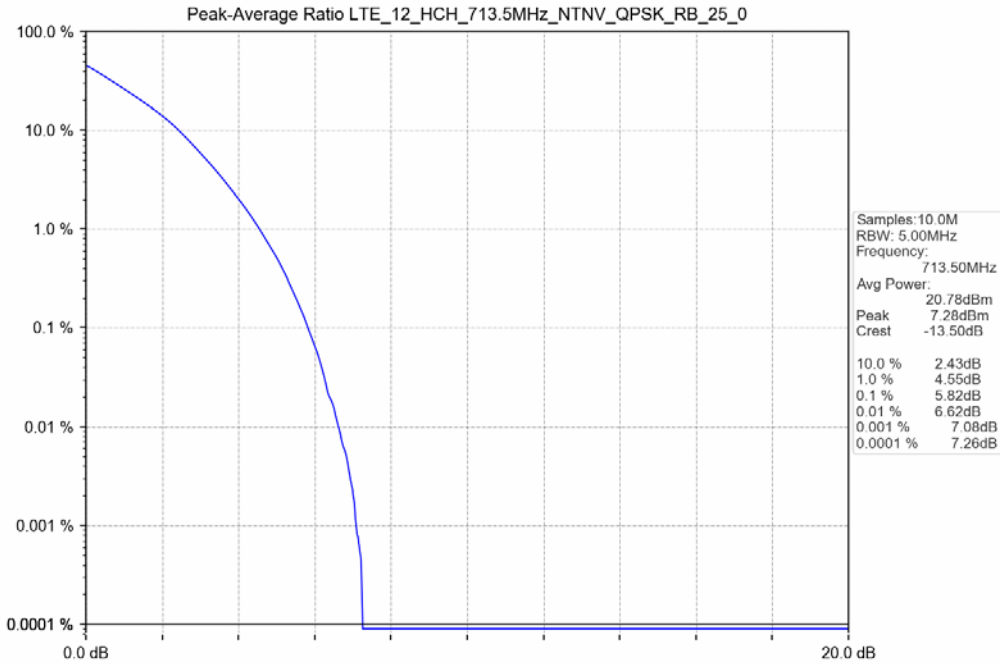
Peak-Average Ratio LTE_12_HCH_713.5MHz_NTNV_QPSK_RB_25_0
100.0 %
10.0 %
1.0 %
0.1 %
0.01 %
0.001 %
0.0001 %
0.0 dB
20.0 dB
Samples:10.0M
RBW: 5.00MHz
Frequency:
713.50MHz
Avg Power:
20.78dBm
Peak 7.28dBm
Crest -13.50dB
10.0 % 2.43dB
1.0 % 4.55dB
0.1 % 5.82dB
0.01 % 6.62dB
0.001 % 7.08dB
0.0001 % 7.26dB

Test Band: 12 _ 10MHz Bandwidth							
Test Mode	RB Allocation		Test result (dB)			Limit (dB)	Verdict
	Size	Offset	LCH	MCH	HCH		
QPSK	50	0	5.96	5.98	6.01	13	PASS
16QAM	50	0	6.85	6.77	6.80	13	PASS

5.2 Test Graph

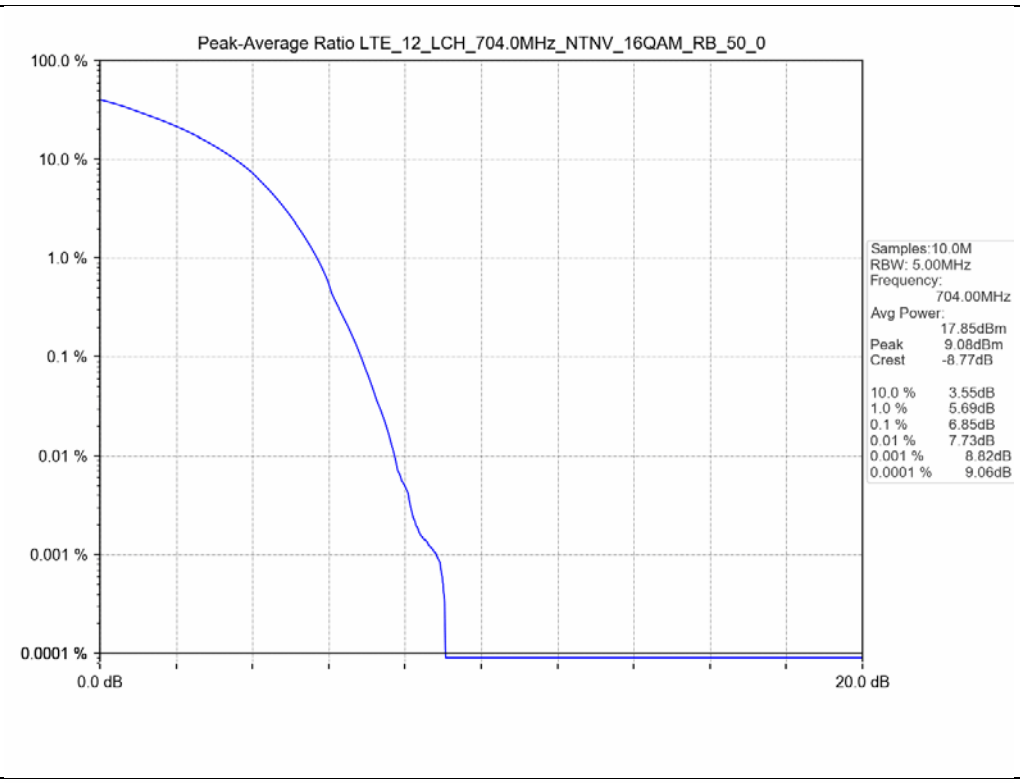

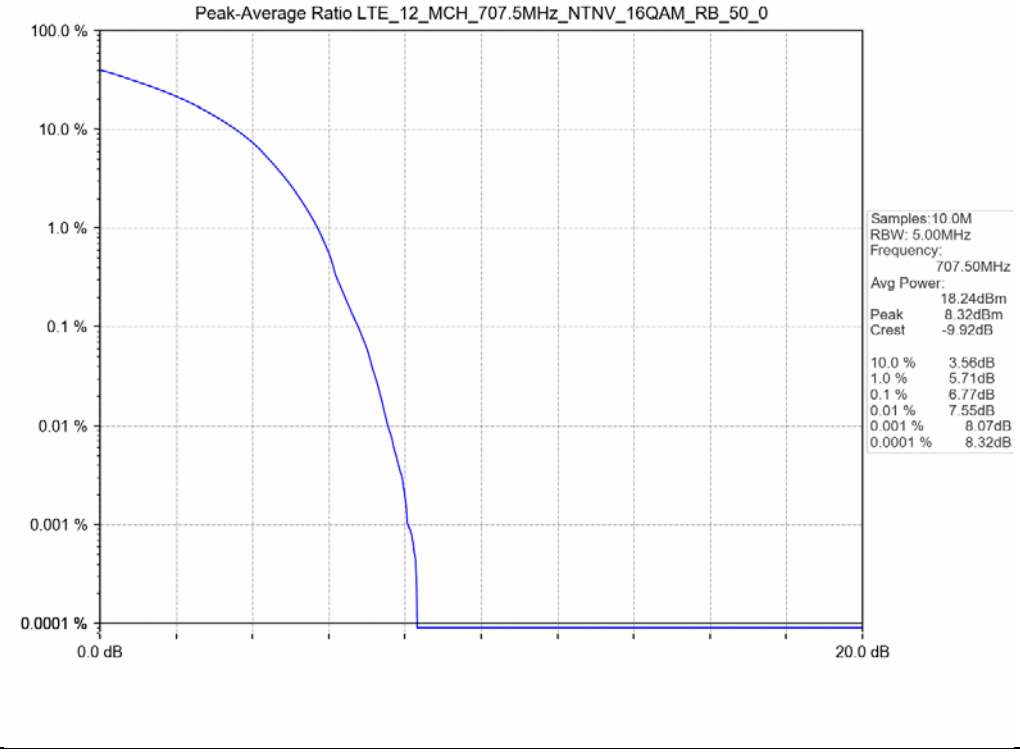

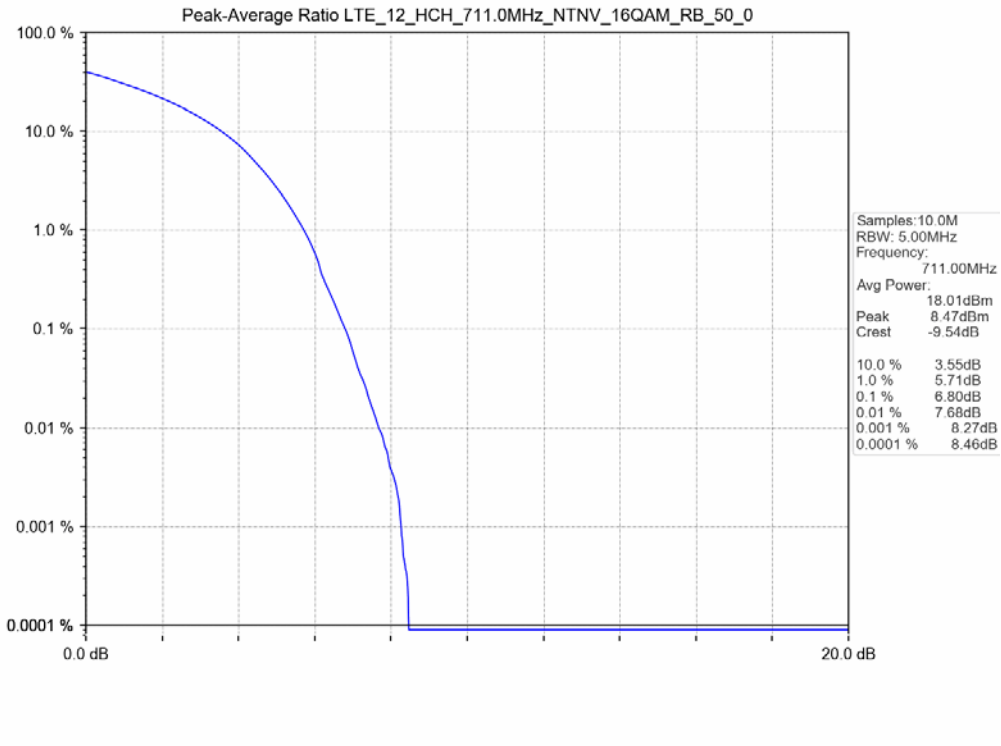
Peak-Average Ratio LTE_12_HCH_711.0MHz_NTNV_16QAM_RB_50_0
100.0 %
10.0 %
1.0 %
0.1 %
0.01 %
0.001 %
0.0001 %
0.0 dB
20.0 dB
Samples:10.0M
RBW: 5.00MHz
Frequency:
711.00MHz
Avg Power:
18.01dBm
Peak 8.47dBm
Crest -9.54dB
10.0 % 3.55dB
1.0 % 5.71dB
0.1 % 6.80dB
0.01 % 7.68dB
0.001 % 8.27dB
0.0001 % 8.46dB

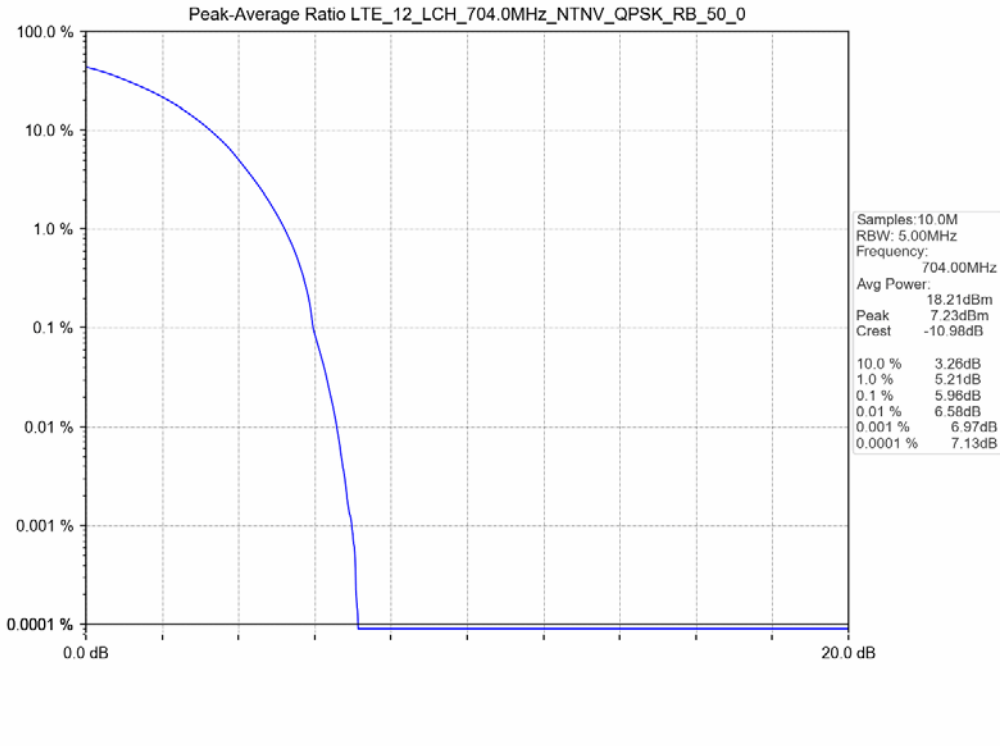
Peak-Average Ratio LTE_12_LCH_704.0MHz_NTNV_QPSK_RB_50_0
100.0 %
10.0 %
1.0 %
0.1 %
0.01 %
0.001 %
0.0001 %
0.0 dB
20.0 dB
Samples:10.0M
RBW: 5.00MHz
Frequency:
704.00MHz
Avg Power:
18.21dBm
Peak 7.23dBm
Crest -10.98dB
10.0 % 3.26dB
1.0 % 5.21dB
0.1 % 5.96dB
0.01 % 6.58dB
0.001 % 6.97dB
0.0001 % 7.13dB

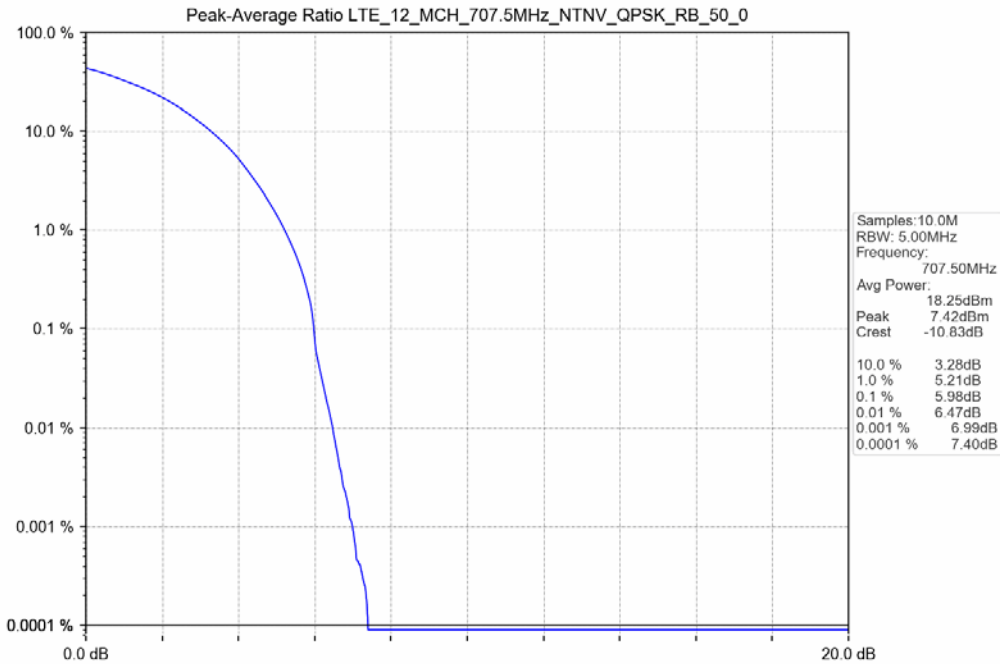
Peak-Average Ratio LTE_12_MCH_707.5MHz_NTNV_QPSK_RB_50_0
100.0 %
10.0 %
1.0 %
0.1 %
0.01 %
0.001 %
0.0001 %
0.0 dB
20.0 dB
Samples:10.0M
RBW: 5.00MHz
Frequency:
707.50MHz
Avg Power:
18.25dBm
Peak 7.42dBm
Crest -10.83dB
10.0 % 3.28dB
1.0 % 5.21dB
0.1 % 5.98dB
0.01 % 6.47dB
0.001 % 6.99dB
0.0001 % 7.40dB

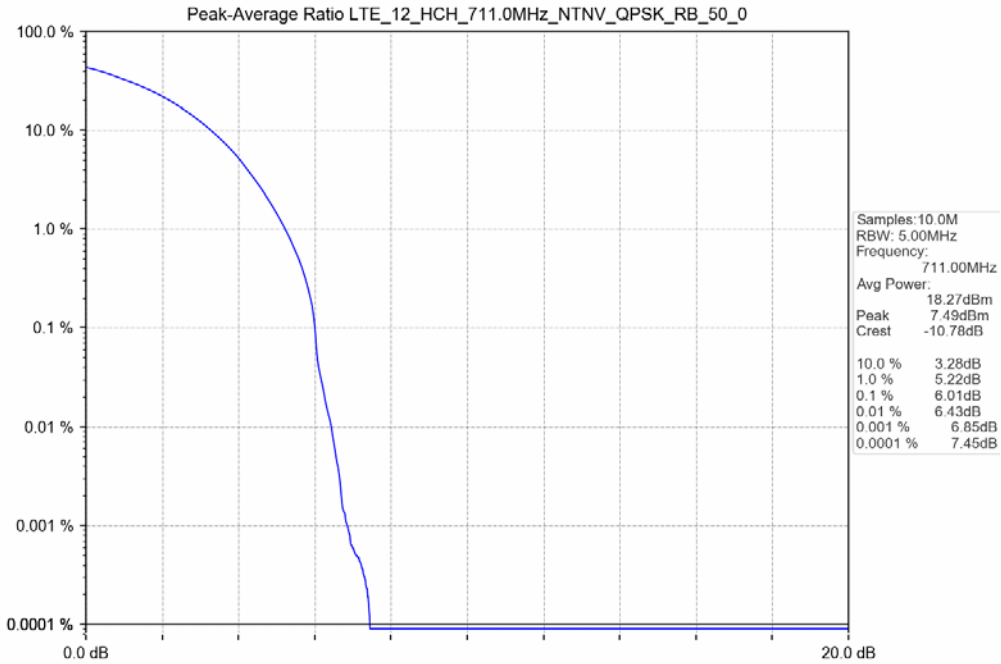
Peak-Average Ratio LTE_12_HCH_711.0MHz_NTNV_QPSK_RB_50_0
100.0 %
10.0 %
1.0 %
0.1 %
0.01 %
0.001 %
0.0001 %
0.0 dB
20.0 dB
Samples:10.0M
RBW: 5.00MHz
Frequency:
711.00MHz
Avg Power:
18.27dBm
Peak 7.49dBm
Crest -10.78dB
10.0 % 3.28dB
1.0 % 5.22dB
0.1 % 6.01dB
0.01 % 6.43dB
0.001 % 6.85dB
0.0001 % 7.45dB