Measurement Protocol

Measurement Object	C8 LTE Band 12_10QPSK_50RB_0_EVS NB 24.4kbps_CH23095
Project	C8

Project	TIA-5050 (2018-01)
Report Generation Date	2024/3/13 13:17
Responsible Person	audio

Status Overview

SMD	Status	Single Value Description	Single Value	Object
Overall Receive Delay NB	Done	Delay (Cross) [ms]	160.7	C8 LTE Band 12_10QPSK_50RB_0_EVS NB 24.4kbps_CH23095
5.1a Receive Volume Control Performance 8N NB	Ok	Corrected Speech Level [dB[SPL]]	14.01	C8 LTE Band 12_10QPSK_50RB_0_EVS NB 24.4kbps_CH23095
5.1b Receive Volume Control Performance 2N NB	Ok	Corrected Speech Level [dB[SPL]]	8.52	C8 LTE Band 12_10QPSK_50RB_0_EVS NB 24.4kbps_CH23095
5.2 RCV Distortion and Noise - 400 Hz NB	Ok	Distortion (Noise) [dB], 0.0 dB	26.83	C8 LTE Band 12_10QPSK_50RB_0_EVS NB 24.4kbps_CH23095
5.2 RCV Distortion and Noise - 500 Hz NB	Ok	Distortion (Noise) [dB], 0.0 dB	27.45	C8 LTE Band 12_10QPSK_50RB_0_EVS NB 24.4kbps_CH23095
5.2 RCV Distortion and Noise - 630 Hz NB	Ok	Distortion (Noise) [dB], 0.0 dB	27.84	C8 LTE Band 12_10QPSK_50RB_0_EVS NB 24.4kbps_CH23095
5.2 RCV Distortion and Noise - 800 Hz NB	Ok	Distortion (Noise) [dB], 0.0 dB	24.90	C8 LTE Band 12_10QPSK_50RB_0_EVS NB 24.4kbps_CH23095
5.2 RCV Distortion and Noise - 1000 Hz NB	Ok	Distortion (Noise) [dB], 0.0 dB	23.80	C8 LTE Band 12_10QPSK_50RB_0_EVS NB 24.4kbps_CH23095
5.2 RCV Distortion and Noise - 1250 Hz NB	Ok	Distortion (Noise) [dB], 0.0 dB	23.08	C8 LTE Band 12_10QPSK_50RB_0_EVS NB 24.4kbps_CH23095
5.2 RCV Distortion and Noise - 1600 Hz NB	Ok	Distortion (Noise) [dB], 0.0 dB	24.81	C8 LTE Band 12_10QPSK_50RB_0_EVS NB 24.4kbps_CH23095
5.2 RCV Distortion and Noise - 2000 Hz NB	Ok	Distortion (Noise) [dB], 0.0 dB	22.77	C8 LTE Band 12_10QPSK_50RB_0_EVS NB 24.4kbps_CH23095
5.2 RCV Distortion and Noise - 2500 Hz NB	Ok	Distortion (Noise) [dB], 0.0 dB	25.70	C8 LTE Band 12_10QPSK_50RB_0_EVS NB 24.4kbps_CH23095
5.2 RCV Distortion and Noise - 3150 Hz NB	Ok	Distortion (Noise) [dB], 0.0 dB	28.04	C8 LTE Band 12_10QPSK_50RB_0_EVS NB 24.4kbps_CH23095
Report - Receive Distortion and Noise (Conversational Gain)	Ok	Minimum SDNR [dB], (occured at 2000Hz)	22.77	C8 LTE Band 12_10QPSK_50RB_0_EVS NB 24.4kbps_CH23095
5.2 RCV Distortion and Noise - 400 Hz NB	Ok	Distortion (Noise) [dB], 0.0 dB	26.79	C8 LTE Band 12_10QPSK_50RB_0_EVS NB 24.4kbps_CH23095
5.2 RCV Distortion and Noise - 500 Hz NB	Ok	Distortion (Noise) [dB], 0.0 dB	27.63	C8 LTE Band 12_10QPSK_50RB_0_EVS NB 24.4kbps_CH23095
5.2 RCV Distortion and	Ok	Distortion (Noise)	27.76	C8 LTE Band

Noise - 630 Hz NB		[dB], 0.0 dB		12_10QPSK_50RB_0_EVS NB 24.4kbps_CH23095
5.2 RCV Distortion and Noise - 800 Hz NB	Ok	Distortion (Noise) [dB], 0.0 dB	24.95	C8 LTE Band 12_10QPSK_50RB_0_EVS NB 24.4kbps_CH23095
5.2 RCV Distortion and Noise - 1000 Hz NB	Ok	Distortion (Noise) [dB], 0.0 dB	23.74	C8 LTE Band 12_10QPSK_50RB_0_EVS NB 24.4kbps_CH23095
5.2 RCV Distortion and Noise - 1250 Hz NB	Ok	Distortion (Noise) [dB], 0.0 dB	23.31	C8 LTE Band 12_10QPSK_50RB_0_EVS NB 24.4kbps_CH23095
5.2 RCV Distortion and Noise - 1600 Hz NB	Ok	Distortion (Noise) [dB], 0.0 dB	24.73	C8 LTE Band 12_10QPSK_50RB_0_EVS NB 24.4kbps_CH23095
5.2 RCV Distortion and Noise - 2000 Hz NB	Ok	Distortion (Noise) [dB], 0.0 dB	21.93	C8 LTE Band 12_10QPSK_50RB_0_EVS NB 24.4kbps_CH23095
5.2 RCV Distortion and Noise - 2500 Hz NB	Ok	Distortion (Noise) [dB], 0.0 dB	25.46	C8 LTE Band 12_10QPSK_50RB_0_EVS NB 24.4kbps_CH23095
5.2 RCV Distortion and Noise - 3150 Hz NB	Ok	Distortion (Noise) [dB], 0.0 dB	28.36	C8 LTE Band 12_10QPSK_50RB_0_EVS NB 24.4kbps_CH23095
Report - Receive Distortion and Noise (Conversational Gain)	Ok	Minimum SDNR [dB], (occured at 2000Hz)	21.93	C8 LTE Band 12_10QPSK_50RB_0_EVS NB 24.4kbps_CH23095
5.3 Frequency Response 8N FF HANB	Ok	Min. dist. to tolerance scheme [dB], 1948.0 Hz	2.49	C8 LTE Band 12_10QPSK_50RB_0_EVS NB 24.4kbps_CH23095
5.3 Frequency Response 8N DF HANB	Ok	Min. dist. to tolerance scheme [dB], 3882.4 Hz	1.33	C8 LTE Band 12_10QPSK_50RB_0_EVS NB 24.4kbps_CH23095
5.3 Frequency Response 2N FF HANB	Ok	Min. dist. to tolerance scheme [dB], 3882.4 Hz	0.78	C8 LTE Band 12_10QPSK_50RB_0_EVS NB 24.4kbps_CH23095
5.3 Frequency Response 2N DF HANB	Not Ok	Min. dist. to tolerance scheme [dB], 3882.4 Hz	-0.57	C8 LTE Band 12_10QPSK_50RB_0_EVS NB 24.4kbps_CH23095

Overall Receive Delay NB 5
5.1a Receive Volume Control Performance 8N NB 6
5.1b Receive Volume Control Performance 2N NB 8
5.2 RCV Distortion and Noise - 400 Hz NB 10
5.2 RCV Distortion and Noise - 500 Hz NB 12
5.2 RCV Distortion and Noise - 630 Hz NB 14
5.2 RCV Distortion and Noise - 800 Hz NB 16
5.2 RCV Distortion and Noise - 1000 Hz NB 18
5.2 RCV Distortion and Noise - 1250 Hz NB 20
5.2 RCV Distortion and Noise - 1600 Hz NB 22
5.2 RCV Distortion and Noise - 2000 Hz NB 24
5.2 RCV Distortion and Noise - 2500 Hz NB 26
5.2 RCV Distortion and Noise - 3150 Hz NB 28
Report - Receive Distortion and Noise (Conversational Gain) 30
5.2 RCV Distortion and Noise - 400 Hz NB 31
5.2 RCV Distortion and Noise - 500 Hz NB 33
5.2 RCV Distortion and Noise - 630 Hz NB 35
5.2 RCV Distortion and Noise - 800 Hz NB 37
5.2 RCV Distortion and Noise - 1000 Hz NB 39
5.2 RCV Distortion and Noise - 1250 Hz NB 41
5.2 RCV Distortion and Noise - 1600 Hz NB 43
5.2 RCV Distortion and Noise - 2000 Hz NB 45
5.2 RCV Distortion and Noise - 2500 Hz NB 47
5.2 RCV Distortion and Noise - 3150 Hz NB 49
Report - Receive Distortion and Noise (Conversational Gain) 51
5.3 Frequency Response 8N FF HANB 51
5.3 Frequency Response 8N DF HANB 54
5.3 Frequency Response 2N FF HANB 56
5.3 Frequency Response 2N DF HANB 58

Overall Receive Delay NB

TIA-5050 (2018-01) \ Measurements \ Narrowband \ Preparation - Delay measurement

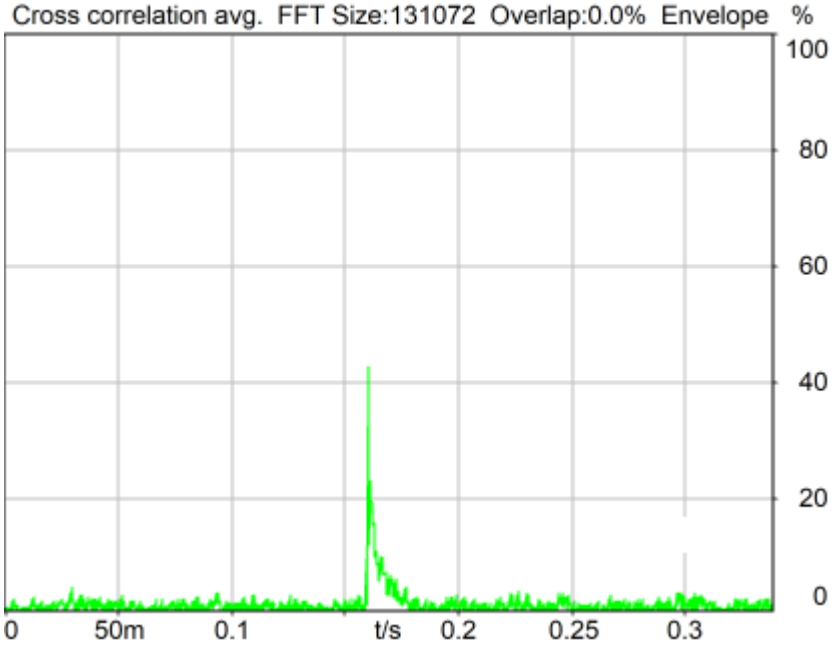

Delay (Cross): 160.7 ms

2024/3/1 16:11 ACQUA 5.1.200

Unmodified HEAD acoustics Measurement Descriptor

Meas. Setting off

Underlying Standard: TIA-5050 (2018-01)
Database Version: 40_HAC_Suite_Rev03

Source: cssnb1b_r1s.dat
Level adj. Ch1 -90.0 dB
CSSnb1b_R1s.dat - CS-signal with special 1s random noise
NARROWBAND Composite Source Signal RCV P.501 (1 burst) at Channel 2
Pause 0.5 s +
voiced signal + 4000 Hz band limited random noise 1.0 s +
Pause till end of file
Signal level (ch2): -14.7 dBm0 (corresponds to approx. -16.0 dBm0 for a 350 ms CSS considering 101 ms Pause) from 0.5s to 1.544s for 4-k FFT, Hanning window,
75 % overlap in frequency range of 100 to 4000 Hz

Calibration
Input ch.2: 0.49 dB 2023/11/1 (HATS 1 (HMS II.3))
Output ch.1: 0.00 dB
Output ch.2: 0.00 dB 2023/6/27 (Radio Tester 1 (CMW500))

Output Equalization/Filter

Mouth Eq. Ch.1:	HATS 1 (HMS II.3)

Analysis

Range start	550.00 ms	Range length	1950.00 ms
DRP/ERP Ch.1:	Off	DRP/ERP Ch.2:	Off
Frequency base	Transformation		
FFT size	131072	Overlap	0 %
Window function.	Hanning	Smooth	Off
Delayed channel	None		
Valid range start	-1228.79 ms	Valid range end	1228.81 ms

Special Features

Show source signal	Source ch.2	Store to variable	D_RCV_NB

labCORE Settings

labCORE Serial	77000207	Nickname	
Firmware	3.4.17	Sync Source	Internal
Clock Pitch	0.00 ppm		

---

labCORE Routing

Out Channel 1 ->	Power Amp. (Slot 10) 1 -> HATS 1 (HMS II.3) Speaker
Out Channel 2 ->	VoIP 1 -> Radio Tester 1 (CMW500) RF In/Out
In Channel 1 <-	VoIP In/Out 1 <- Radio Tester 1 (CMW500) RF In/Out
In Channel 2 <-	BEQ Filter 1 R <- Mic Amp. (Slot 6) In 2 <- HATS 1 (HMS II.3) Mic. Right

---

Microphone Settings (Mic Amp. (Slot 6))

Channel In 1 Settings

Range	114 dB[SPL] @ 12.5 mV/Pa	Highpass	20Hz
Polarisation Voltage	200V	Supply Voltage	±60V

Channel In 2 Settings

Range	114 dB[SPL] @ 12.5 mV/Pa	Highpass	20Hz
Polarisation Voltage	200V	Supply Voltage	±60V

Channel In 3 Settings

Range	114 dB[SPL] @ 12.5 mV/Pa	Highpass	Off
Polarisation Voltage	200V	Supply Voltage	±60V

Channel In 4 Settings

Range	114 dB[SPL] @ 12.5 mV/Pa	Highpass	Off
Polarisation Voltage	200V	Supply Voltage	±60V

VoIP Settings (VoIP)

RTP Connection	Streaming	SIP Connection	Unavailable
SIP Reg. State	Unregistered	Jitterbuffer Length	140
Jitter Buffer Reset	On Playback	Enabled Codec	AMR-WB/16000/1
Packet Length	20	Encoder Parameter	

;;octet-align=0;default-local-mode=8;request-remote-mode=off

FMTP Parameter	octet-align=1;;octet-align=0		
Impairment Mode	Off	Impairment Type	Off

BEQ Settings (BEQ Filter 1)

Block mode	Bypass

Artificial Head Settings (HATS 1 (HMS II.3))

Ser. Nr.	12306613	Pinna Type	Type 3.3

HIB Settings

HIB Name	60020095	Serial	60020095
HIB Mode	Mobile Measurement	Impedance	32 Ohm
Gain out 1	-40.00 dB	Gain out 2	0.00 dB
Gain in 1	0.00 dB	Gain in 2	0.00 dB
Mic 1 Power Supply	Off	Mic 2 Power Supply	Off

5.1a Receive Volume Control Performance 8N NB

TIA-5050 (2018-01) \ Measurements \ Narrowband

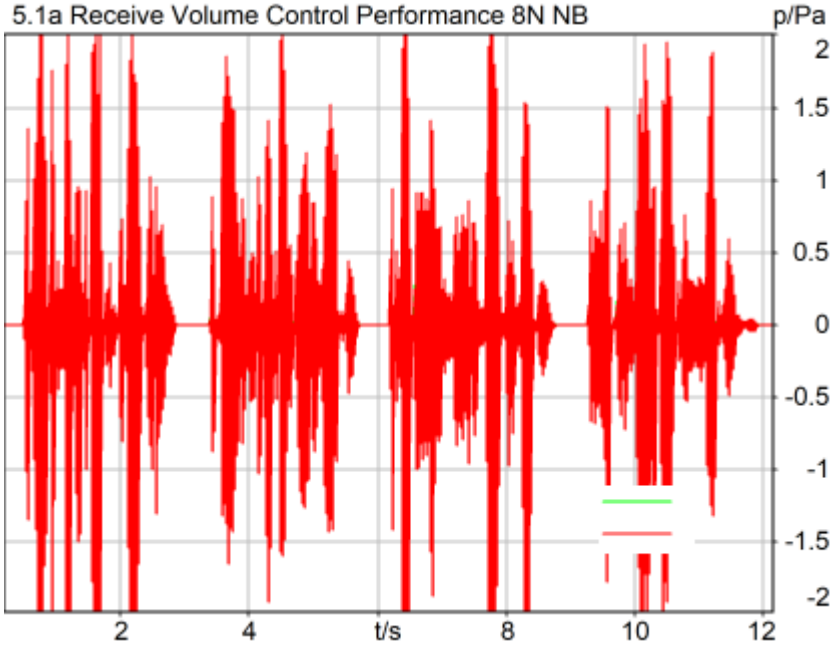

Correction

X - 70

Speech Level RCV: 84.01 dB[SPL], Act.: 82.27%
Corrected Speech Level: 14.01 dB[SPL] Ok

Ok

2024/3/1 16:11 ACQUA 5.1.200

Limits

	lower
Run 1	6.00 dB20uPa

Meas. Setting off

Underlying Standard: TIA-5050 (2018-01)
Database Version: 40_HAC_Suite_Rev03

Calibration
Input ch.2: 0.49 dB 2023/11/1 (HATS 1 (HMS II.3))
Output ch.2: 0.00 dB 2023/6/27 (Radio Tester 1 (CMW500))

Output Equalization/Filter
Mouth Eq. Ch.1: HATS 1 (HMS II.3)

Analysis

Direction	Out 2 -> In 2		
Range start	200.00 ms	Range length	12000.00 ms
Use FIR Filter	Ch2	FIR filter	drp2ff_ieee1652
Bandpass filter	Narrow Band	Margin (15.9dB nom)	
15.90 dB			

Special Features

Show source signal	Source ch.2
Compensate delay	160.7000 ms (D_RCV_NB, Delay (Cross))

labCORE Settings

labCORE Serial	77000207	Nickname	
Firmware	3.4.17	Sync Source	Internal
Clock Pitch	0.00 ppm		

---

labCORE Routing

Out Channel 1 ->	Power Amp. (Slot 10) 1 -> HATS 1 (HMS II.3) Speaker
Out Channel 2 ->	VoIP 1 -> Radio Tester 1 (CMW500) RF In/Out
In Channel 1 <-	VoIP In/Out 1 <- Radio Tester 1 (CMW500) RF In/Out
In Channel 2 <-	BEQ Filter 1 R <- Mic Amp. (Slot 6) In 2 <- HATS 1 (HMS II.3) Mic. Right

---

Microphone Settings (Mic Amp. (Slot 6))

Channel In 1 Settings			
Range	114 dB[SPL] @ 12.5 mV/Pa	Highpass	20Hz
Polarisation Voltage	200V	Supply Voltage	±60V
Channel In 2 Settings			
Range	114 dB[SPL] @ 12.5 mV/Pa	Highpass	20Hz
Polarisation Voltage	200V	Supply Voltage	±60V
Channel In 3 Settings			
Range	114 dB[SPL] @ 12.5 mV/Pa	Highpass	Off
Polarisation Voltage	200V	Supply Voltage	±60V
Channel In 4 Settings			
Range	114 dB[SPL] @ 12.5 mV/Pa	Highpass	Off
Polarisation Voltage	200V	Supply Voltage	±60V

VoIP Settings (VoIP)

RTP Connection	Streaming	SIP Connection	Unavailable
SIP Reg. State	Unregistered	Jitterbuffer Length	140
Jitter Buffer Reset	On Playback	Enabled Codec	AMR-WB/16000/1
Packet Length	20	Encoder Parameter	
;;octet-align=0;default-local-mode=8;request-remote-mode=off			
FMTP Parameter	octet-align=1;;octet-align=0		
Impairment Mode	Off	Impairment Type	Off

BEQ Settings (BEQ Filter 1)

Block mode	Bypass

Artificial Head Settings (HATS 1 (HMS II.3))

Ser. Nr.	12306613	Pinna Type	Type 3.3

HIB Settings

HIB Name	60020095	Serial	60020095
HIB Mode	Mobile Measurement	Impedance	32 Ohm
Gain out 1	-40.00 dB	Gain out 2	0.00 dB
Gain in 1	0.00 dB	Gain in 2	0.00 dB
Mic 1 Power Supply	Off	Mic 2 Power Supply	Off

5.1b Receive Volume Control Performance 2N NB

TIA-5050 (2018-01) \ Measurements \ Narrowband

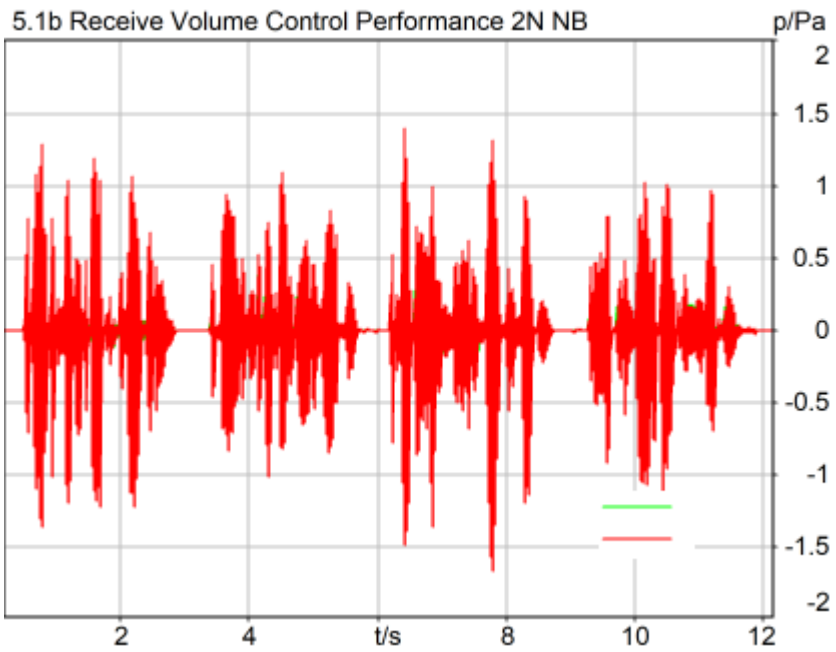

Correction

X - 70

Speech Level RCV: 78.52 dB[SPL], Act.: 82.96%
Corrected Speech Level: 8.52 dB[SPL] Ok

Ok

2024/3/1 16:19 ACQUA 5.1.200

Limits

	lower
Run 1	6.00 dB20uPa

Meas. Setting off

Underlying Standard: TIA-5050 (2018-01)
Database Version: 40_HAC_Suite_Rev03

Calibration
Input ch.2: 0.49 dB 2023/11/1 (HATS 1 (HMS II.3))
Output ch.2: 0.00 dB 2023/6/27 (Radio Tester 1 (CMW500))

Output Equalization/Filter
Mouth Eq. Ch.1: HATS 1 (HMS II.3)

Analysis

Direction	Out 2 -> In 2		
Range start	200.00 ms	Range length	12000.00 ms
Use FIR Filter	Ch2	FIR filter	drp2ff_ieee1652
Bandpass filter	Narrow Band	Margin (15.9dB nom)	

15.90 dB

Special Features
Show source signal Source ch.2
Compensate delay 160.7000 ms (D_RCV_NB, Delay (Cross))

labCORE Settings

labCORE Serial	77000207	Nickname	
Firmware	3.4.17	Sync Source	Internal
Clock Pitch	0.00 ppm		

---
labCORE Routing
Out Channel 1 -> Power Amp. (Slot 10) 1 -> HATS 1 (HMS II.3) Speaker
Out Channel 2 -> VoIP 1 -> Radio Tester 1 (CMW500) RF In/Out
In Channel 1 <- VoIP In/Out 1 <- Radio Tester 1 (CMW500) RF In/Out
In Channel 2 <- BEQ Filter 1 R <- Mic Amp. (Slot 6) In 2 <- HATS 1 (HMS II.3) Mic. Right
---
Microphone Settings (Mic Amp. (Slot 6))
Channel In 1 Settings

Range	114 dB[SPL] @ 12.5 mV/Pa	Highpass	20Hz
Polarisation Voltage	200V	Supply Voltage	±60V

Channel In 2 Settings

Range	114 dB[SPL] @ 12.5 mV/Pa	Highpass	20Hz
Polarisation Voltage	200V	Supply Voltage	±60V

Channel In 3 Settings

Range	114 dB[SPL] @ 12.5 mV/Pa	Highpass	Off
Polarisation Voltage	200V	Supply Voltage	±60V

Channel In 4 Settings

Range	114 dB[SPL] @ 12.5 mV/Pa	Highpass	Off
Polarisation Voltage	200V	Supply Voltage	±60V

VoIP Settings (VoIP)

RTP Connection	Streaming	SIP Connection	Unavailable
SIP Reg. State	Unregistered	Jitterbuffer Length	140
Jitter Buffer Reset	On Playback	Enabled Codec	AMR-WB/16000/1
Packet Length	20	Encoder Parameter	

;;octet-align=0;default-local-mode=8;request-remote-mode=off
FMTP Parameter octet-align=1;;octet-align=0

Impairment Mode	Off	Impairment Type	Off

BEQ Settings (BEQ Filter 1)
Block mode Bypass

Artificial Head Settings (HATS 1 (HMS II.3))

Ser. Nr.	12306613	Pinna Type	Type 3.3

HIB Settings

HIB Name	60020095	Serial	60020095
HIB Mode	Mobile Measurement	Impedance	32 Ohm
Gain out 1	-40.00 dB	Gain out 2	0.00 dB
Gain in 1	0.00 dB	Gain in 2	0.00 dB
Mic 1 Power Supply	Off	Mic 2 Power Supply	Off

5.2 RCV Distortion and Noise - 400 Hz NB

TIA-5050 (2018-01) \ Measurements \ Narrowband \ 5.2 Receive Distortion and Noise 8N

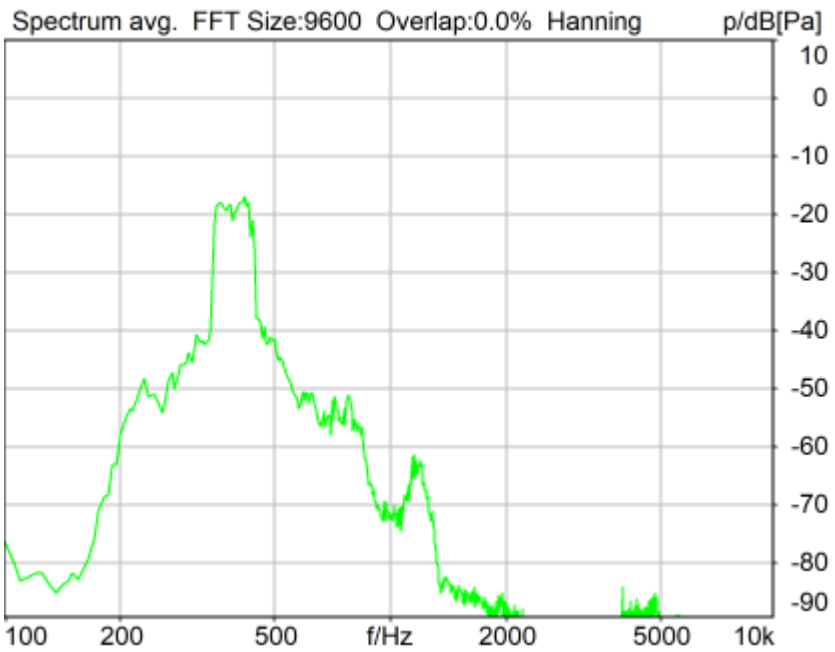

Distortion (Noise) RCV (packed): 26.83 dB (4.56%) Ok

Ok

2024/3/1 16:12 ACQUA 5.1.200
Unmodified HEAD acoustics Measurement Descriptor

Limits

	lower
Run 1	20.00 dB

Meas. Setting off

Underlying Standard: TIA-5050 (2018-01)
Database Version: 40_HAC_Suite_Rev03

Source: act_rpn_b250ms_400hz_sr20dbm0_v02.dat
Level adj. Ch1 -90.0 dB

Calibration
Input ch.2: 0.49 dB 2023/11/1 (HATS 1 (HMS II.3))
Output ch.2: 0.00 dB 2023/6/27 (Radio Tester 1 (CMW500))

Output Equalization/Filter
Mouth Eq. Ch.1: HATS 1 (HMS II.3)

Analysis

Direction	Out 2 -> In 2		
Range start	13550.00 ms	Range length	200.00 ms
Number of seq.	10	Sequence length	400.00 ms
Use FIR Filter	Ch2	FIR filter	drp2ff_ieee1652
DRP/ERP Ch.1:	Off	DRP/ERP Ch.2:	Off
Frequency base	Transformation		
FFT size	9600	Overlap	0 %

Window function.	Hanning	Smooth	Off
dB weighting	A Weighting		
Stimulus min.	320.0 Hz	Stimulus max.	480.0 Hz
Analysis min.	20.0 Hz	Analysis max.	315.0 Hz
Analysis (2) min.	485.0 Hz	Analysis (2) max.	20000.0 Hz

Special Features

Compensate delay	160.7000 ms (D_RCV_NB, Delay (Cross))
Store to variable	RCVNB10_400Hz

labCORE Settings

labCORE Serial	77000207	Nickname	
Firmware	3.4.17	Sync Source	Internal
Clock Pitch	0.00 ppm		

---

labCORE Routing

Out Channel 1 ->	Power Amp. (Slot 10) 1 -> HATS 1 (HMS II.3) Speaker
Out Channel 2 ->	VoIP 1 -> Radio Tester 1 (CMW500) RF In/Out
In Channel 1 <-	VoIP In/Out 1 <- Radio Tester 1 (CMW500) RF In/Out
In Channel 2 <-	BEQ Filter 1 R <- Mic Amp. (Slot 6) In 2 <- HATS 1 (HMS II.3) Mic. Right

---

Microphone Settings (Mic Amp. (Slot 6))

Channel In 1 Settings

Range	114 dB[SPL] @ 12.5 mV/Pa	Highpass	20Hz
Polarisation Voltage	200V	Supply Voltage	±60V

Channel In 2 Settings

Range	114 dB[SPL] @ 12.5 mV/Pa	Highpass	20Hz
Polarisation Voltage	200V	Supply Voltage	±60V

Channel In 3 Settings

Range	114 dB[SPL] @ 12.5 mV/Pa	Highpass	Off
Polarisation Voltage	200V	Supply Voltage	±60V

Channel In 4 Settings

Range	114 dB[SPL] @ 12.5 mV/Pa	Highpass	Off
Polarisation Voltage	200V	Supply Voltage	±60V

VoIP Settings (VoIP)

RTP Connection	Streaming	SIP Connection	Unavailable
SIP Reg. State	Unregistered	Jitterbuffer Length	140
Jitter Buffer Reset	On Playback	Enabled Codec	AMR-WB/16000/1
Packet Length	20	Encoder Parameter	

;;octet-align=0;default-local-mode=8;request-remote-mode=off

FMTP Parameter	octet-align=1;;octet-align=0		
Impairment Mode	Off	Impairment Type	Off

BEQ Settings (BEQ Filter 1)

Block mode	Bypass

Artificial Head Settings (HATS 1 (HMS II.3))

Ser. Nr.	12306613	Pinna Type	Type 3.3

HIB Settings

HIB Name	60020095	Serial	60020095
HIB Mode	Mobile Measurement	Impedance	32 Ohm
Gain out 1	-40.00 dB	Gain out 2	0.00 dB
Gain in 1	0.00 dB	Gain in 2	0.00 dB
Mic 1 Power Supply	Off	Mic 2 Power Supply	Off

5.2 RCV Distortion and Noise - 500 Hz NB

TIA-5050 (2018-01) \ Measurements \ Narrowband \ 5.2 Receive Distortion and Noise 8N

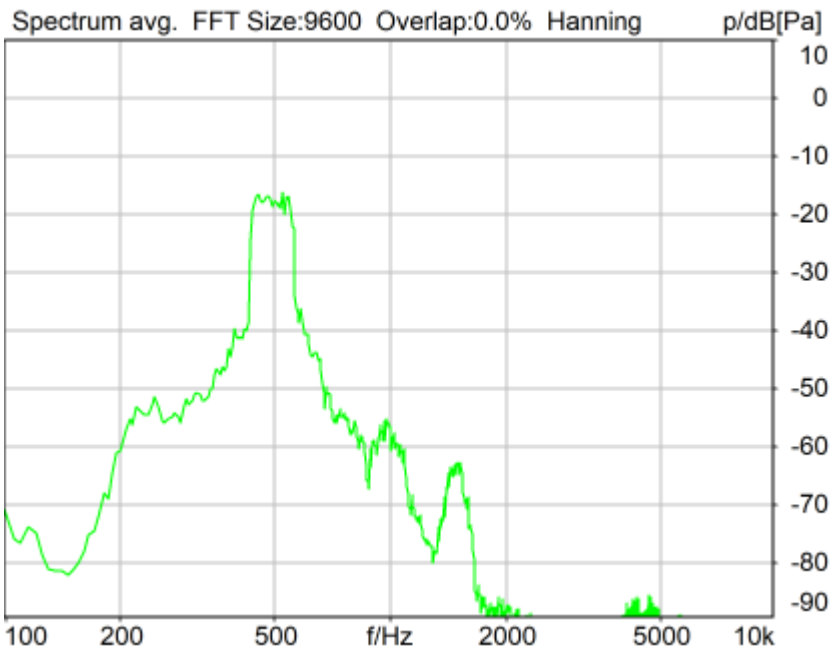

Distortion (Noise) RCV (packed): 27.45 dB (4.24%) Ok

Ok

2024/3/1 16:12 ACQUA 5.1.200
Unmodified HEAD acoustics Measurement Descriptor

Limits

	lower
Run 1	20.00 dB

Meas. Setting off

Underlying Standard: TIA-5050 (2018-01)
Database Version: 40_HAC_Suite_Rev03

Source: act_rpn_b250ms_500hz_sr20dbm0_v02.dat
Level adj. Ch1 -90.0 dB

Calibration
Input ch.2: 0.49 dB 2023/11/1 (HATS 1 (HMS II.3))
Output ch.2: 0.00 dB 2023/6/27 (Radio Tester 1 (CMW500))

Output Equalization/Filter
Mouth Eq. Ch.1: HATS 1 (HMS II.3)

Analysis

Direction	Out 2 -> In 2		
Range start	13550.00 ms	Range length	200.00 ms
Number of seq.	10	Sequence length	400.00 ms
Use FIR Filter	Ch2	FIR filter	drp2ff_ieee1652
DRP/ERP Ch.1:	Off	DRP/ERP Ch.2:	Off
Frequency base	Transformation		
FFT size	9600	Overlap	0 %

Window function.	Hanning	Smooth	Off
dB weighting	A Weighting		
Stimulus min.	410.0 Hz	Stimulus max.	595.0 Hz
Analysis min.	20.0 Hz	Analysis max.	405.0 Hz
Analysis (2) min.	600.0 Hz	Analysis (2) max.	20000.0 Hz

Special Features

Compensate delay	160.7000 ms (D_RCV_NB, Delay (Cross))
Store to variable	RCVNB10_500Hz

labCORE Settings

labCORE Serial	77000207	Nickname	
Firmware	3.4.17	Sync Source	Internal
Clock Pitch	0.00 ppm		

---

labCORE Routing

Out Channel 1 ->	Power Amp. (Slot 10) 1 -> HATS 1 (HMS II.3) Speaker
Out Channel 2 ->	VoIP 1 -> Radio Tester 1 (CMW500) RF In/Out
In Channel 1 <-	VoIP In/Out 1 <- Radio Tester 1 (CMW500) RF In/Out
In Channel 2 <-	BEQ Filter 1 R <- Mic Amp. (Slot 6) In 2 <- HATS 1 (HMS II.3) Mic. Right

---

Microphone Settings (Mic Amp. (Slot 6))

Channel In 1 Settings			
Range	114 dB[SPL] @ 12.5 mV/Pa	Highpass	20Hz
Polarisation Voltage	200V	Supply Voltage	±60V
Channel In 2 Settings			
Range	114 dB[SPL] @ 12.5 mV/Pa	Highpass	20Hz
Polarisation Voltage	200V	Supply Voltage	±60V
Channel In 3 Settings			
Range	114 dB[SPL] @ 12.5 mV/Pa	Highpass	Off
Polarisation Voltage	200V	Supply Voltage	±60V
Channel In 4 Settings			
Range	114 dB[SPL] @ 12.5 mV/Pa	Highpass	Off
Polarisation Voltage	200V	Supply Voltage	±60V

VoIP Settings (VoIP)

RTP Connection	Streaming	SIP Connection	Unavailable
SIP Reg. State	Unregistered	Jitterbuffer Length	140
Jitter Buffer Reset	On Playback	Enabled Codec	AMR-WB/16000/1
Packet Length	20	Encoder Parameter	

;;octet-align=0;default-local-mode=8;request-remote-mode=off

FMTP Parameter	octet-align=1;;octet-align=0		
Impairment Mode	Off	Impairment Type	Off

BEQ Settings (BEQ Filter 1)

Block mode	Bypass

Artificial Head Settings (HATS 1 (HMS II.3))

Ser. Nr.	12306613	Pinna Type	Type 3.3

HIB Settings

HIB Name	60020095	Serial	60020095
HIB Mode	Mobile Measurement	Impedance	32 Ohm
Gain out 1	-40.00 dB	Gain out 2	0.00 dB
Gain in 1	0.00 dB	Gain in 2	0.00 dB
Mic 1 Power Supply	Off	Mic 2 Power Supply	Off

5.2 RCV Distortion and Noise - 630 Hz NB

TIA-5050 (2018-01) \ Measurements \ Narrowband \ 5.2 Receive Distortion and Noise 8N

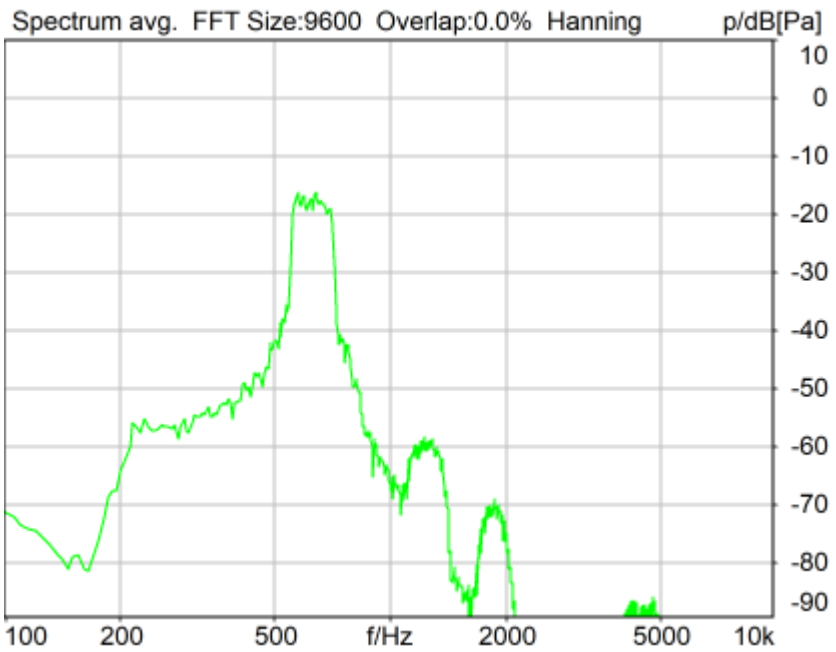

Distortion (Noise) RCV (packed): 27.84 dB (4.05%) Ok

Ok

2024/3/1 16:12 ACQUA 5.1.200
Unmodified HEAD acoustics Measurement Descriptor

Limits

	lower
Run 1	20.00 dB

Meas. Setting off

Underlying Standard: TIA-5050 (2018-01)
Database Version: 40_HAC_Suite_Rev03

Source: act_rpn_b250ms_630hz_sr20dbm0_v02.dat
Level adj. Ch1 -90.0 dB

Calibration
Input ch.2: 0.49 dB 2023/11/1 (HATS 1 (HMS II.3))
Output ch.2: 0.00 dB 2023/6/27 (Radio Tester 1 (CMW500))

Output Equalization/Filter
Mouth Eq. Ch.1: HATS 1 (HMS II.3)

Analysis

Direction	Out 2 -> In 2		
Range start	13550.00 ms	Range length	200.00 ms
Number of seq.	10	Sequence length	400.00 ms
Use FIR Filter	Ch2	FIR filter	drp2ff_ieee1652
DRP/ERP Ch.1:	Off	DRP/ERP Ch.2:	Off
Frequency base	Transformation		
FFT size	9600	Overlap	0 %

Window function.	Hanning	Smooth	Off
dB weighting	A Weighting		
Stimulus min.	525.0 Hz	Stimulus max.	745.0 Hz
Analysis min.	20.0 Hz	Analysis max.	520.0 Hz
Analysis (2) min.	750.0 Hz	Analysis (2) max.	20000.0 Hz

Special Features

Compensate delay	160.7000 ms (D_RCV_NB, Delay (Cross))
Store to variable	RCVNB10_630Hz

labCORE Settings

labCORE Serial	77000207	Nickname	
Firmware	3.4.17	Sync Source	Internal
Clock Pitch	0.00 ppm		

---

labCORE Routing

Out Channel 1 ->	Power Amp. (Slot 10) 1 -> HATS 1 (HMS II.3) Speaker
Out Channel 2 ->	VoIP 1 -> Radio Tester 1 (CMW500) RF In/Out
In Channel 1 <-	VoIP In/Out 1 <- Radio Tester 1 (CMW500) RF In/Out
In Channel 2 <-	BEQ Filter 1 R <- Mic Amp. (Slot 6) In 2 <- HATS 1 (HMS II.3) Mic. Right

---

Microphone Settings (Mic Amp. (Slot 6))

Channel In 1 Settings			
Range	114 dB[SPL] @ 12.5 mV/Pa	Highpass	20Hz
Polarisation Voltage	200V	Supply Voltage	±60V
Channel In 2 Settings			
Range	114 dB[SPL] @ 12.5 mV/Pa	Highpass	20Hz
Polarisation Voltage	200V	Supply Voltage	±60V
Channel In 3 Settings			
Range	114 dB[SPL] @ 12.5 mV/Pa	Highpass	Off
Polarisation Voltage	200V	Supply Voltage	±60V
Channel In 4 Settings			
Range	114 dB[SPL] @ 12.5 mV/Pa	Highpass	Off
Polarisation Voltage	200V	Supply Voltage	±60V

VoIP Settings (VoIP)

RTP Connection	Streaming	SIP Connection	Unavailable
SIP Reg. State	Unregistered	Jitterbuffer Length	140
Jitter Buffer Reset	On Playback	Enabled Codec	AMR-WB/16000/1
Packet Length	20	Encoder Parameter	

;;octet-align=0;default-local-mode=8;request-remote-mode=off

FMTP Parameter	octet-align=1;;octet-align=0		
Impairment Mode	Off	Impairment Type	Off

BEQ Settings (BEQ Filter 1)

Block mode	Bypass

Artificial Head Settings (HATS 1 (HMS II.3))

Ser. Nr.	12306613	Pinna Type	Type 3.3

HIB Settings

HIB Name	60020095	Serial	60020095
HIB Mode	Mobile Measurement	Impedance	32 Ohm
Gain out 1	-40.00 dB	Gain out 2	0.00 dB
Gain in 1	0.00 dB	Gain in 2	0.00 dB
Mic 1 Power Supply	Off	Mic 2 Power Supply	Off

5.2 RCV Distortion and Noise - 800 Hz NB

TIA-5050 (2018-01) \ Measurements \ Narrowband \ 5.2 Receive Distortion and Noise 8N

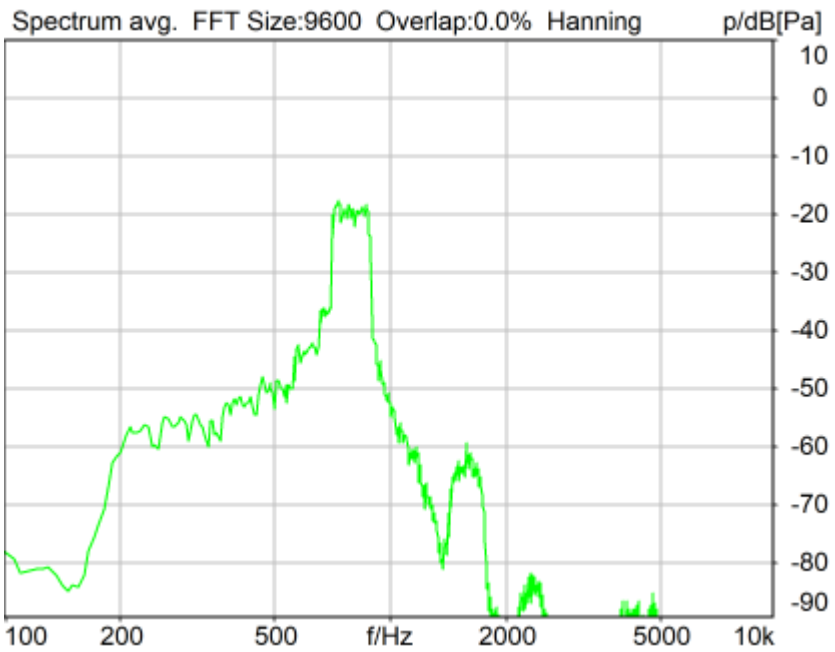

Distortion (Noise) RCV (packed): 24.90 dB (5.69%) Ok

Ok

2024/3/1 16:13 ACQUA 5.1.200
Unmodified HEAD acoustics Measurement Descriptor

Limits

	lower
Run 1	20.00 dB

Meas. Setting off

Underlying Standard: TIA-5050 (2018-01)
Database Version: 40_HAC_Suite_Rev03

Source: act_rpn_b250ms_800hz_sr20dbm0_v02.dat
Level adj. Ch1 -90.0 dB

Calibration
Input ch.2: 0.49 dB 2023/11/1 (HATS 1 (HMS II.3))
Output ch.2: 0.00 dB 2023/6/27 (Radio Tester 1 (CMW500))

Output Equalization/Filter
Mouth Eq. Ch.1: HATS 1 (HMS II.3)

Analysis

Direction	Out 2 -> In 2		
Range start	13550.00 ms	Range length	200.00 ms
Number of seq.	10	Sequence length	400.00 ms
Use FIR Filter	Ch2	FIR filter	drp2ff_ieee1652
DRP/ERP Ch.1:	Off	DRP/ERP Ch.2:	Off
Frequency base	Transformation		
FFT size	9600	Overlap	0 %

Window function.	Hanning	Smooth	Off
dB weighting	A Weighting		
Stimulus min.	675.0 Hz	Stimulus max.	925.0 Hz
Analysis min.	20.0 Hz	Analysis max.	670.0 Hz
Analysis (2) min.	930.0 Hz	Analysis (2) max.	20000.0 Hz

Special Features

Compensate delay	160.7000 ms (D_RCV_NB, Delay (Cross))
Store to variable	RCVNB10_800Hz

labCORE Settings

labCORE Serial	77000207	Nickname	
Firmware	3.4.17	Sync Source	Internal
Clock Pitch	0.00 ppm		

---

labCORE Routing

Out Channel 1 ->	Power Amp. (Slot 10) 1 -> HATS 1 (HMS II.3) Speaker
Out Channel 2 ->	VoIP 1 -> Radio Tester 1 (CMW500) RF In/Out
In Channel 1 <-	VoIP In/Out 1 <- Radio Tester 1 (CMW500) RF In/Out
In Channel 2 <-	BEQ Filter 1 R <- Mic Amp. (Slot 6) In 2 <- HATS 1 (HMS II.3) Mic. Right

---

Microphone Settings (Mic Amp. (Slot 6))

Channel In 1 Settings			
Range	114 dB[SPL] @ 12.5 mV/Pa	Highpass	20Hz
Polarisation Voltage	200V	Supply Voltage	±60V
Channel In 2 Settings			
Range	114 dB[SPL] @ 12.5 mV/Pa	Highpass	20Hz
Polarisation Voltage	200V	Supply Voltage	±60V
Channel In 3 Settings			
Range	114 dB[SPL] @ 12.5 mV/Pa	Highpass	Off
Polarisation Voltage	200V	Supply Voltage	±60V
Channel In 4 Settings			
Range	114 dB[SPL] @ 12.5 mV/Pa	Highpass	Off
Polarisation Voltage	200V	Supply Voltage	±60V

VoIP Settings (VoIP)

RTP Connection	Streaming	SIP Connection	Unavailable
SIP Reg. State	Unregistered	Jitterbuffer Length	140
Jitter Buffer Reset	On Playback	Enabled Codec	AMR-WB/16000/1
Packet Length	20	Encoder Parameter	

;;octet-align=0;default-local-mode=8;request-remote-mode=off

FMTP Parameter	octet-align=1;;octet-align=0		
Impairment Mode	Off	Impairment Type	Off

BEQ Settings (BEQ Filter 1)

Block mode	Bypass

Artificial Head Settings (HATS 1 (HMS II.3))

Ser. Nr.	12306613	Pinna Type	Type 3.3

HIB Settings

HIB Name	60020095	Serial	60020095
HIB Mode	Mobile Measurement	Impedance	32 Ohm
Gain out 1	-40.00 dB	Gain out 2	0.00 dB
Gain in 1	0.00 dB	Gain in 2	0.00 dB
Mic 1 Power Supply	Off	Mic 2 Power Supply	Off

5.2 RCV Distortion and Noise - 1000 Hz NB

TIA-5050 (2018-01) \ Measurements \ Narrowband \ 5.2 Receive Distortion and Noise 8N

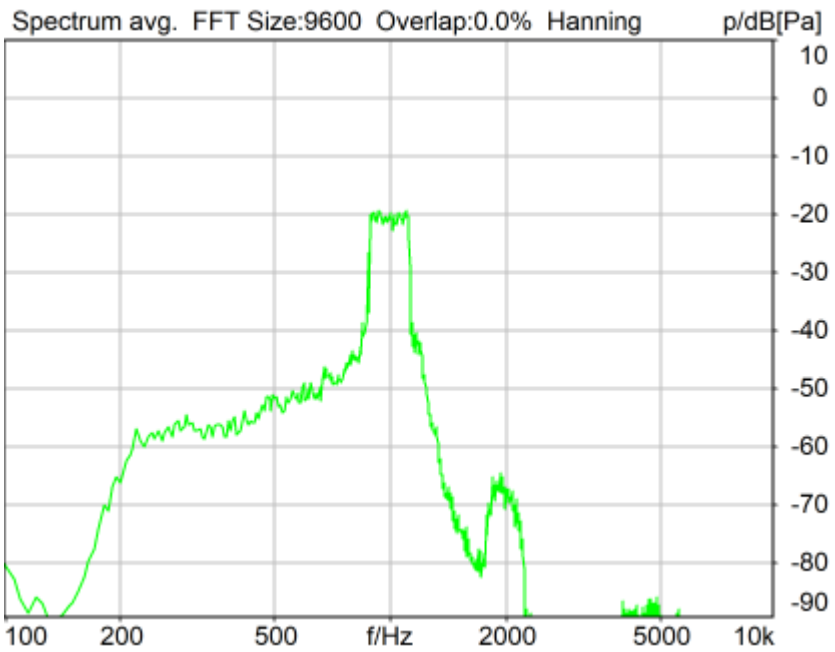

Distortion (Noise) RCV (packed): 23.80 dB (6.46%) Ok

Ok

2024/3/1 16:13 ACQUA 5.1.200
Unmodified HEAD acoustics Measurement Descriptor

Limits

	lower
Run 1	20.00 dB

Meas. Setting off

Underlying Standard: TIA-5050 (2018-01)
Database Version: 40_HAC_Suite_Rev03

Source: act_rpn_b250ms_1000hz_sr20dbm0_v02.dat
Level adj. Ch1 -90.0 dB

Calibration
Input ch.2: 0.49 dB 2023/11/1 (HATS 1 (HMS II.3))
Output ch.2: 0.00 dB 2023/6/27 (Radio Tester 1 (CMW500))

Output Equalization/Filter
Mouth Eq. Ch.1: HATS 1 (HMS II.3)

Analysis

Direction	Out 2 -> In 2		
Range start	13550.00 ms	Range length	200.00 ms
Number of seq.	10	Sequence length	400.00 ms
Use FIR Filter	Ch2	FIR filter	drp2ff_ieee1652
DRP/ERP Ch.1:	Off	DRP/ERP Ch.2:	Off
Frequency base	Transformation		
FFT size	9600	Overlap	0 %

Window function.	Hanning	Smooth	Off
dB weighting	A Weighting		
Stimulus min.	855.0 Hz	Stimulus max.	1155.0 Hz
Analysis min.	20.0 Hz	Analysis max.	850.0 Hz
Analysis (2) min.	1160.0 Hz	Analysis (2) max.	20000.0 Hz

Special Features

Compensate delay	160.7000 ms (D_RCV_NB, Delay (Cross))
Store to variable	RCVNB10_1000Hz

labCORE Settings

labCORE Serial	77000207	Nickname	
Firmware	3.4.17	Sync Source	Internal
Clock Pitch	0.00 ppm		

---

labCORE Routing

Out Channel 1 ->	Power Amp. (Slot 10) 1 -> HATS 1 (HMS II.3) Speaker
Out Channel 2 ->	VoIP 1 -> Radio Tester 1 (CMW500) RF In/Out
In Channel 1 <-	VoIP In/Out 1 <- Radio Tester 1 (CMW500) RF In/Out
In Channel 2 <-	BEQ Filter 1 R <- Mic Amp. (Slot 6) In 2 <- HATS 1 (HMS II.3) Mic. Right

---

Microphone Settings (Mic Amp. (Slot 6))

Channel In 1 Settings			
Range	114 dB[SPL] @ 12.5 mV/Pa	Highpass	20Hz
Polarisation Voltage	200V	Supply Voltage	±60V
Channel In 2 Settings			
Range	114 dB[SPL] @ 12.5 mV/Pa	Highpass	20Hz
Polarisation Voltage	200V	Supply Voltage	±60V
Channel In 3 Settings			
Range	114 dB[SPL] @ 12.5 mV/Pa	Highpass	Off
Polarisation Voltage	200V	Supply Voltage	±60V
Channel In 4 Settings			
Range	114 dB[SPL] @ 12.5 mV/Pa	Highpass	Off
Polarisation Voltage	200V	Supply Voltage	±60V

VoIP Settings (VoIP)

RTP Connection	Streaming	SIP Connection	Unavailable
SIP Reg. State	Unregistered	Jitterbuffer Length	140
Jitter Buffer Reset	On Playback	Enabled Codec	AMR-WB/16000/1
Packet Length	20	Encoder Parameter	

;;octet-align=0;default-local-mode=8;request-remote-mode=off

FMTP Parameter	octet-align=1;;octet-align=0		
Impairment Mode	Off	Impairment Type	Off

BEQ Settings (BEQ Filter 1)

Block mode	Bypass

Artificial Head Settings (HATS 1 (HMS II.3))

Ser. Nr.	12306613	Pinna Type	Type 3.3

HIB Settings

HIB Name	60020095	Serial	60020095
HIB Mode	Mobile Measurement	Impedance	32 Ohm
Gain out 1	-40.00 dB	Gain out 2	0.00 dB
Gain in 1	0.00 dB	Gain in 2	0.00 dB
Mic 1 Power Supply	Off	Mic 2 Power Supply	Off

5.2 RCV Distortion and Noise - 1250 Hz NB

TIA-5050 (2018-01) \ Measurements \ Narrowband \ 5.2 Receive Distortion and Noise 8N

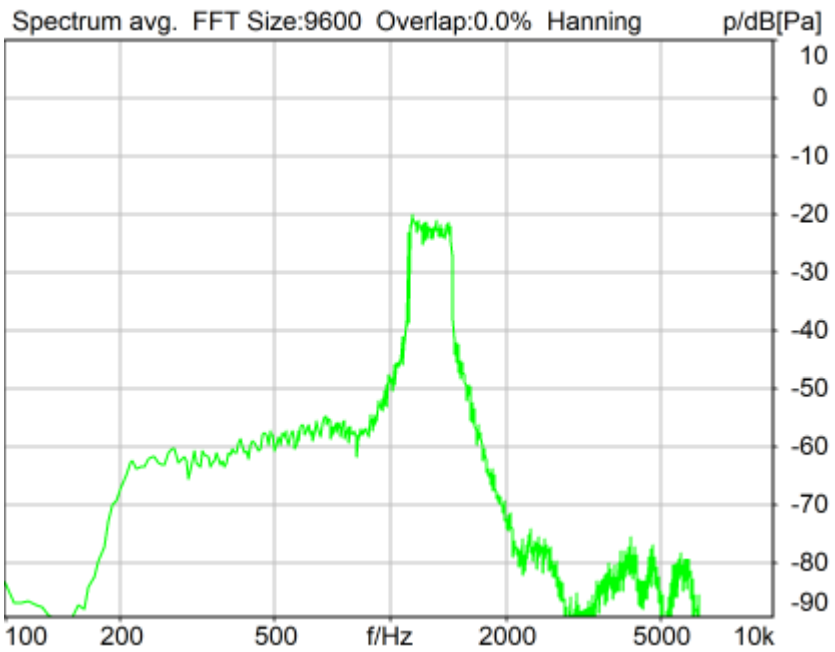

Distortion (Noise) RCV (packed): 23.08 dB (7.01%) Ok

Ok

2024/3/1 16:14 ACQUA 5.1.200
Unmodified HEAD acoustics Measurement Descriptor

Limits

	lower
Run 1	20.00 dB

Meas. Setting off

Underlying Standard: TIA-5050 (2018-01)
Database Version: 40_HAC_Suite_Rev03

Source: act_rpn_b250ms_1250hz_sr20dbm0_v02.dat
Level adj. Ch1 -90.0 dB

Calibration
Input ch.2: 0.49 dB 2023/11/1 (HATS 1 (HMS II.3))
Output ch.2: 0.00 dB 2023/6/27 (Radio Tester 1 (CMW500))

Output Equalization/Filter
Mouth Eq. Ch.1: HATS 1 (HMS II.3)

Analysis

Direction	Out 2 -> In 2		
Range start	13550.00 ms	Range length	200.00 ms
Number of seq.	10	Sequence length	400.00 ms
Use FIR Filter	Ch2	FIR filter	drp2ff_ieee1652
DRP/ERP Ch.1:	Off	DRP/ERP Ch.2:	Off
Frequency base	Transformation		
FFT size	9600	Overlap	0 %

Window function.	Hanning	Smooth	Off
dB weighting	A Weighting		
Stimulus min.	1085.0 Hz	Stimulus max.	1450.0 Hz
Analysis min.	20.0 Hz	Analysis max.	1080.0 Hz
Analysis (2) min.	1455.0 Hz	Analysis (2) max.	20000.0 Hz

Special Features

Compensate delay	160.7000 ms (D_RCV_NB, Delay (Cross))
Store to variable	RCVNB10_1250Hz

labCORE Settings

labCORE Serial	77000207	Nickname	
Firmware	3.4.17	Sync Source	Internal
Clock Pitch	0.00 ppm		

---

labCORE Routing

Out Channel 1 ->	Power Amp. (Slot 10) 1 -> HATS 1 (HMS II.3) Speaker
Out Channel 2 ->	VoIP 1 -> Radio Tester 1 (CMW500) RF In/Out
In Channel 1 <-	VoIP In/Out 1 <- Radio Tester 1 (CMW500) RF In/Out
In Channel 2 <-	BEQ Filter 1 R <- Mic Amp. (Slot 6) In 2 <- HATS 1 (HMS II.3) Mic. Right

---

Microphone Settings (Mic Amp. (Slot 6))

Channel In 1 Settings			
Range	114 dB[SPL] @ 12.5 mV/Pa	Highpass	20Hz
Polarisation Voltage	200V	Supply Voltage	±60V
Channel In 2 Settings			
Range	114 dB[SPL] @ 12.5 mV/Pa	Highpass	20Hz
Polarisation Voltage	200V	Supply Voltage	±60V
Channel In 3 Settings			
Range	114 dB[SPL] @ 12.5 mV/Pa	Highpass	Off
Polarisation Voltage	200V	Supply Voltage	±60V
Channel In 4 Settings			
Range	114 dB[SPL] @ 12.5 mV/Pa	Highpass	Off
Polarisation Voltage	200V	Supply Voltage	±60V

VoIP Settings (VoIP)

RTP Connection	Streaming	SIP Connection	Unavailable
SIP Reg. State	Unregistered	Jitterbuffer Length	140
Jitter Buffer Reset	On Playback	Enabled Codec	AMR-WB/16000/1
Packet Length	20	Encoder Parameter	

;;octet-align=0;default-local-mode=8;request-remote-mode=off

FMTP Parameter	octet-align=1;;octet-align=0		
Impairment Mode	Off	Impairment Type	Off

BEQ Settings (BEQ Filter 1)

Block mode	Bypass

Artificial Head Settings (HATS 1 (HMS II.3))

Ser. Nr.	12306613	Pinna Type	Type 3.3

HIB Settings

HIB Name	60020095	Serial	60020095
HIB Mode	Mobile Measurement	Impedance	32 Ohm
Gain out 1	-40.00 dB	Gain out 2	0.00 dB
Gain in 1	0.00 dB	Gain in 2	0.00 dB
Mic 1 Power Supply	Off	Mic 2 Power Supply	Off

5.2 RCV Distortion and Noise - 1600 Hz NB

TIA-5050 (2018-01) \ Measurements \ Narrowband \ 5.2 Receive Distortion and Noise 8N

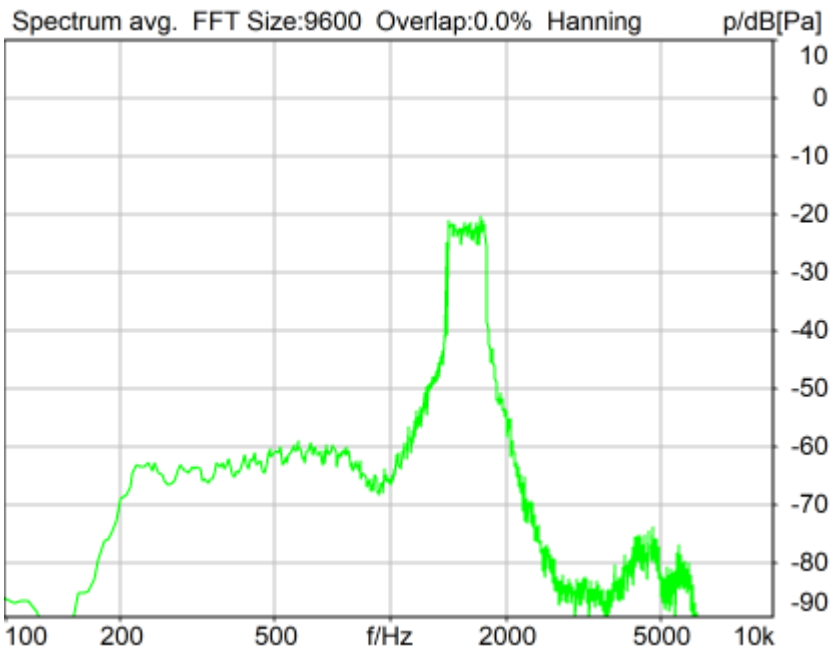

Distortion (Noise) RCV (packed): 24.81 dB (5.75%) Ok

Ok

2024/3/1 16:14 ACQUA 5.1.200
Unmodified HEAD acoustics Measurement Descriptor

Limits

	lower
Run 1	20.00 dB

Meas. Setting off

Underlying Standard: TIA-5050 (2018-01)
Database Version: 40_HAC_Suite_Rev03

Source: act_rpn_b250ms_1600hz_sr20dbm0_v02.dat
Level adj. Ch1 -90.0 dB

Calibration
Input ch.2: 0.49 dB 2023/11/1 (HATS 1 (HMS II.3))
Output ch.2: 0.00 dB 2023/6/27 (Radio Tester 1 (CMW500))

Output Equalization/Filter
Mouth Eq. Ch.1: HATS 1 (HMS II.3)

Analysis

Direction	Out 2 -> In 2		
Range start	13550.00 ms	Range length	200.00 ms
Number of seq.	10	Sequence length	400.00 ms
Use FIR Filter	Ch2	FIR filter	drp2ff_ieee1652
DRP/ERP Ch.1:	Off	DRP/ERP Ch.2:	Off
Frequency base	Transformation		
FFT size	9600	Overlap	0 %

Window function.	Hanning	Smooth	Off
dB weighting	A Weighting		
Stimulus min.	1375.0 Hz	Stimulus max.	1815.0 Hz
Analysis min.	20.0 Hz	Analysis max.	1370.0 Hz
Analysis (2) min.	1820.0 Hz	Analysis (2) max.	20000.0 Hz

Special Features

Compensate delay	160.7000 ms (D_RCV_NB, Delay (Cross))
Store to variable	RCVNB10_1600Hz

labCORE Settings

labCORE Serial	77000207	Nickname	
Firmware	3.4.17	Sync Source	Internal
Clock Pitch	0.00 ppm		

---

labCORE Routing

Out Channel 1 ->	Power Amp. (Slot 10) 1 -> HATS 1 (HMS II.3) Speaker
Out Channel 2 ->	VoIP 1 -> Radio Tester 1 (CMW500) RF In/Out
In Channel 1 <-	VoIP In/Out 1 <- Radio Tester 1 (CMW500) RF In/Out
In Channel 2 <-	BEQ Filter 1 R <- Mic Amp. (Slot 6) In 2 <- HATS 1 (HMS II.3) Mic. Right

---

Microphone Settings (Mic Amp. (Slot 6))

Channel In 1 Settings			
Range	114 dB[SPL] @ 12.5 mV/Pa	Highpass	20Hz
Polarisation Voltage	200V	Supply Voltage	±60V
Channel In 2 Settings			
Range	114 dB[SPL] @ 12.5 mV/Pa	Highpass	20Hz
Polarisation Voltage	200V	Supply Voltage	±60V
Channel In 3 Settings			
Range	114 dB[SPL] @ 12.5 mV/Pa	Highpass	Off
Polarisation Voltage	200V	Supply Voltage	±60V
Channel In 4 Settings			
Range	114 dB[SPL] @ 12.5 mV/Pa	Highpass	Off
Polarisation Voltage	200V	Supply Voltage	±60V

VoIP Settings (VoIP)

RTP Connection	Streaming	SIP Connection	Unavailable
SIP Reg. State	Unregistered	Jitterbuffer Length	140
Jitter Buffer Reset	On Playback	Enabled Codec	AMR-WB/16000/1
Packet Length	20	Encoder Parameter	

;;octet-align=0;default-local-mode=8;request-remote-mode=off

FMTP Parameter	octet-align=1;;octet-align=0		
Impairment Mode	Off	Impairment Type	Off

BEQ Settings (BEQ Filter 1)

Block mode	Bypass

Artificial Head Settings (HATS 1 (HMS II.3))

Ser. Nr.	12306613	Pinna Type	Type 3.3

HIB Settings

HIB Name	60020095	Serial	60020095
HIB Mode	Mobile Measurement	Impedance	32 Ohm
Gain out 1	-40.00 dB	Gain out 2	0.00 dB
Gain in 1	0.00 dB	Gain in 2	0.00 dB
Mic 1 Power Supply	Off	Mic 2 Power Supply	Off

5.2 RCV Distortion and Noise - 2000 Hz NB

TIA-5050 (2018-01) \ Measurements \ Narrowband \ 5.2 Receive Distortion and Noise 8N

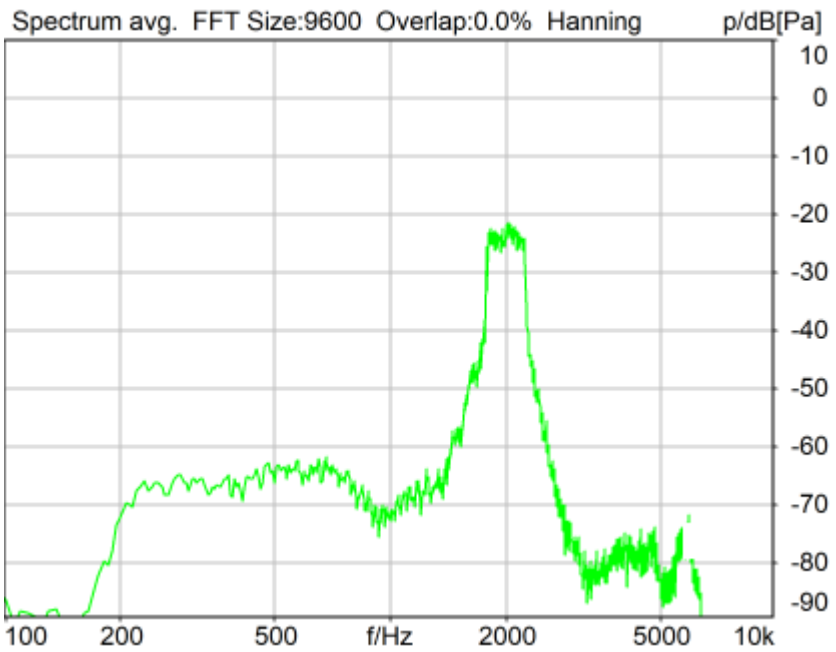

Distortion (Noise) RCV (packed): 22.77 dB (7.27%) Ok

Ok

2024/3/1 16:14 ACQUA 5.1.200
Unmodified HEAD acoustics Measurement Descriptor

Limits

	lower
Run 1	20.00 dB

Meas. Setting off

Underlying Standard: TIA-5050 (2018-01)
Database Version: 40_HAC_Suite_Rev03

Source: act_rpn_b250ms_2000hz_sr20dbm0_v02.dat
Level adj. Ch1 -90.0 dB

Calibration
Input ch.2: 0.49 dB 2023/11/1 (HATS 1 (HMS II.3))
Output ch.2: 0.00 dB 2023/6/27 (Radio Tester 1 (CMW500))

Output Equalization/Filter
Mouth Eq. Ch.1: HATS 1 (HMS II.3)

Analysis

Direction	Out 2 -> In 2		
Range start	13550.00 ms	Range length	200.00 ms
Number of seq.	10	Sequence length	400.00 ms
Use FIR Filter	Ch2	FIR filter	drp2ff_ieee1652
DRP/ERP Ch.1:	Off	DRP/ERP Ch.2:	Off
Frequency base	Transformation		
FFT size	9600	Overlap	0 %

Window function.	Hanning	Smooth	Off
dB weighting	A Weighting		
Stimulus min.	1745.0 Hz	Stimulus max.	2275.0 Hz
Analysis min.	20.0 Hz	Analysis max.	1740.0 Hz
Analysis (2) min.	2280.0 Hz	Analysis (2) max.	20000.0 Hz

Special Features

Compensate delay	160.7000 ms (D_RCV_NB, Delay (Cross))
Store to variable	RCVNB10_2000Hz

labCORE Settings

labCORE Serial	77000207	Nickname	
Firmware	3.4.17	Sync Source	Internal
Clock Pitch	0.00 ppm		

---

labCORE Routing

Out Channel 1 ->	Power Amp. (Slot 10) 1 -> HATS 1 (HMS II.3) Speaker
Out Channel 2 ->	VoIP 1 -> Radio Tester 1 (CMW500) RF In/Out
In Channel 1 <-	VoIP In/Out 1 <- Radio Tester 1 (CMW500) RF In/Out
In Channel 2 <-	BEQ Filter 1 R <- Mic Amp. (Slot 6) In 2 <- HATS 1 (HMS II.3) Mic. Right

---

Microphone Settings (Mic Amp. (Slot 6))

Channel In 1 Settings			
Range	114 dB[SPL] @ 12.5 mV/Pa	Highpass	20Hz
Polarisation Voltage	200V	Supply Voltage	±60V
Channel In 2 Settings			
Range	114 dB[SPL] @ 12.5 mV/Pa	Highpass	20Hz
Polarisation Voltage	200V	Supply Voltage	±60V
Channel In 3 Settings			
Range	114 dB[SPL] @ 12.5 mV/Pa	Highpass	Off
Polarisation Voltage	200V	Supply Voltage	±60V
Channel In 4 Settings			
Range	114 dB[SPL] @ 12.5 mV/Pa	Highpass	Off
Polarisation Voltage	200V	Supply Voltage	±60V

VoIP Settings (VoIP)

RTP Connection	Streaming	SIP Connection	Unavailable
SIP Reg. State	Unregistered	Jitterbuffer Length	140
Jitter Buffer Reset	On Playback	Enabled Codec	AMR-WB/16000/1
Packet Length	20	Encoder Parameter	

;;octet-align=0;default-local-mode=8;request-remote-mode=off

FMTP Parameter	octet-align=1;;octet-align=0		
Impairment Mode	Off	Impairment Type	Off

BEQ Settings (BEQ Filter 1)

Block mode	Bypass

Artificial Head Settings (HATS 1 (HMS II.3))

Ser. Nr.	12306613	Pinna Type	Type 3.3

HIB Settings

HIB Name	60020095	Serial	60020095
HIB Mode	Mobile Measurement	Impedance	32 Ohm
Gain out 1	-40.00 dB	Gain out 2	0.00 dB
Gain in 1	0.00 dB	Gain in 2	0.00 dB
Mic 1 Power Supply	Off	Mic 2 Power Supply	Off

5.2 RCV Distortion and Noise - 2500 Hz NB

TIA-5050 (2018-01) \ Measurements \ Narrowband \ 5.2 Receive Distortion and Noise 8N

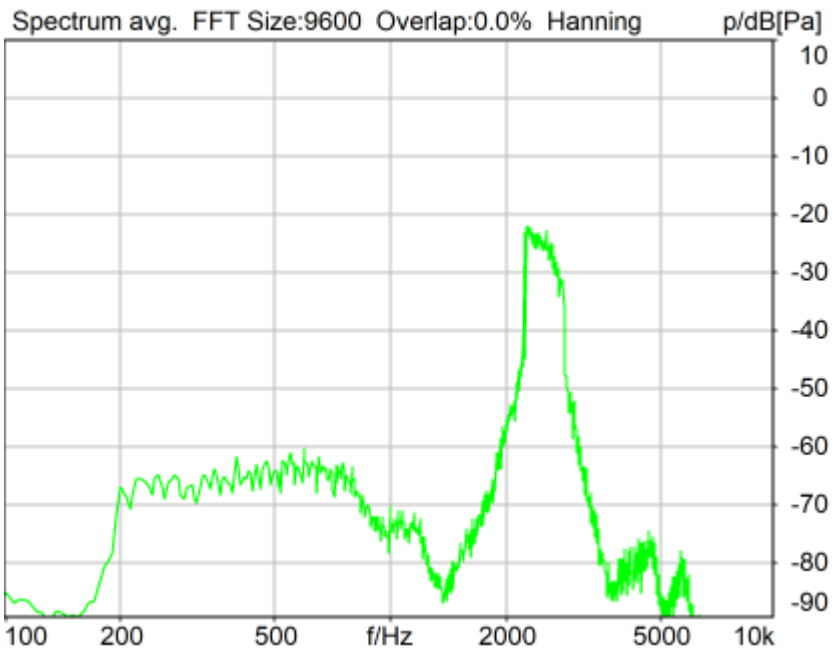

Distortion (Noise) RCV (packed): 25.70 dB (5.19%) Ok

Ok

2024/3/1 16:15 ACQUA 5.1.200
Unmodified HEAD acoustics Measurement Descriptor

Limits

	lower
Run 1	20.00 dB

Meas. Setting off

Underlying Standard: TIA-5050 (2018-01)
Database Version: 40_HAC_Suite_Rev03

Source: act_rpn_b250ms_2500hz_sr20dbm0_v02.dat
Level adj. Ch1 -90.0 dB

Calibration
Input ch.2: 0.49 dB 2023/11/1 (HATS 1 (HMS II.3))
Output ch.2: 0.00 dB 2023/6/27 (Radio Tester 1 (CMW500))

Output Equalization/Filter
Mouth Eq. Ch.1: HATS 1 (HMS II.3)

Analysis

Direction	Out 2 -> In 2		
Range start	13550.00 ms	Range length	200.00 ms
Number of seq.	10	Sequence length	400.00 ms
Use FIR Filter	Ch2	FIR filter	drp2ff_ieee1652
DRP/ERP Ch.1:	Off	DRP/ERP Ch.2:	Off
Frequency base	Transformation		
FFT size	9600	Overlap	0 %

Window function.	Hanning	Smooth	Off
dB weighting	A Weighting		
Stimulus min.	2205.0 Hz	Stimulus max.	2855.0 Hz
Analysis min.	20.0 Hz	Analysis max.	2200.0 Hz
Analysis (2) min.	2860.0 Hz	Analysis (2) max.	20000.0 Hz

Special Features

Compensate delay	160.7000 ms (D_RCV_NB, Delay (Cross))
Store to variable	RCVNB10_2500Hz

labCORE Settings

labCORE Serial	77000207	Nickname	
Firmware	3.4.17	Sync Source	Internal
Clock Pitch	0.00 ppm		

---

labCORE Routing

Out Channel 1 ->	Power Amp. (Slot 10) 1 -> HATS 1 (HMS II.3) Speaker
Out Channel 2 ->	VoIP 1 -> Radio Tester 1 (CMW500) RF In/Out
In Channel 1 <-	VoIP In/Out 1 <- Radio Tester 1 (CMW500) RF In/Out
In Channel 2 <-	BEQ Filter 1 R <- Mic Amp. (Slot 6) In 2 <- HATS 1 (HMS II.3) Mic. Right

---

Microphone Settings (Mic Amp. (Slot 6))

Channel In 1 Settings			
Range	114 dB[SPL] @ 12.5 mV/Pa	Highpass	20Hz
Polarisation Voltage	200V	Supply Voltage	±60V
Channel In 2 Settings			
Range	114 dB[SPL] @ 12.5 mV/Pa	Highpass	20Hz
Polarisation Voltage	200V	Supply Voltage	±60V
Channel In 3 Settings			
Range	114 dB[SPL] @ 12.5 mV/Pa	Highpass	Off
Polarisation Voltage	200V	Supply Voltage	±60V
Channel In 4 Settings			
Range	114 dB[SPL] @ 12.5 mV/Pa	Highpass	Off
Polarisation Voltage	200V	Supply Voltage	±60V

VoIP Settings (VoIP)

RTP Connection	Streaming	SIP Connection	Unavailable
SIP Reg. State	Unregistered	Jitterbuffer Length	140
Jitter Buffer Reset	On Playback	Enabled Codec	AMR-WB/16000/1
Packet Length	20	Encoder Parameter	

;;octet-align=0;default-local-mode=8;request-remote-mode=off

FMTP Parameter	octet-align=1;;octet-align=0		
Impairment Mode	Off	Impairment Type	Off

BEQ Settings (BEQ Filter 1)

Block mode	Bypass

Artificial Head Settings (HATS 1 (HMS II.3))

Ser. Nr.	12306613	Pinna Type	Type 3.3

HIB Settings

HIB Name	60020095	Serial	60020095
HIB Mode	Mobile Measurement	Impedance	32 Ohm
Gain out 1	-40.00 dB	Gain out 2	0.00 dB
Gain in 1	0.00 dB	Gain in 2	0.00 dB
Mic 1 Power Supply	Off	Mic 2 Power Supply	Off

5.2 RCV Distortion and Noise - 3150 Hz NB

TIA-5050 (2018-01) \ Measurements \ Narrowband \ 5.2 Receive Distortion and Noise 8N

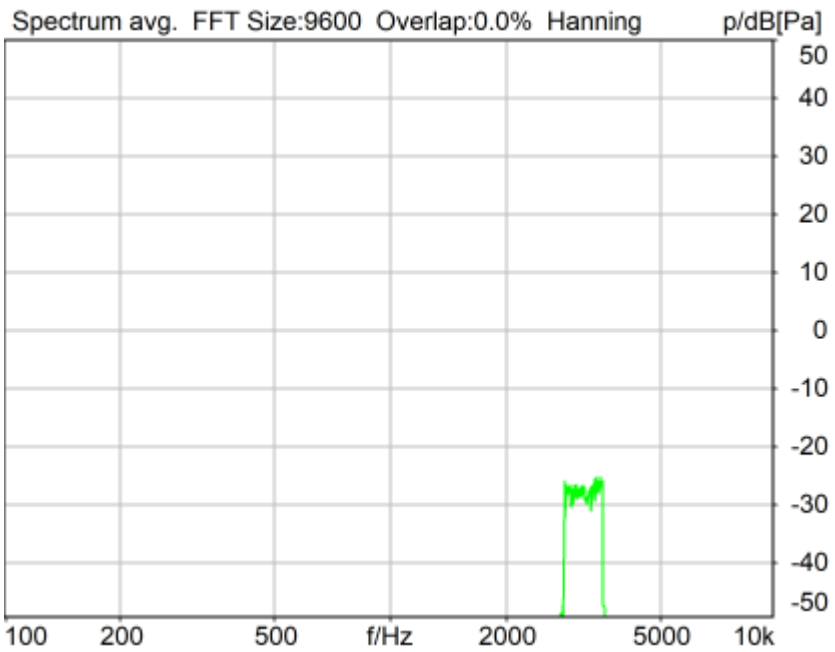

Distortion (Noise) RCV (packed): 28.04 dB (3.96%) Ok

Ok

2024/3/1 16:15 ACQUA 5.1.200
Unmodified HEAD acoustics Measurement Descriptor

Limits

	lower
Run 1	20.00 dB

Meas. Setting off

Underlying Standard: TIA-5050 (2018-01)
Database Version: 40_HAC_Suite_Rev03

Source: act_rpn_b250ms_3150hz_sr20dbm0_v02.dat
Level adj. Ch1 -90.0 dB

Calibration
Input ch.2: 0.49 dB 2023/11/1 (HATS 1 (HMS II.3))
Output ch.2: 0.00 dB 2023/6/27 (Radio Tester 1 (CMW500))

Output Equalization/Filter
Mouth Eq. Ch.1: HATS 1 (HMS II.3)

Analysis

Direction	Out 2 -> In 2		
Range start	13550.00 ms	Range length	200.00 ms
Number of seq.	10	Sequence length	400.00 ms
Use FIR Filter	Ch2	FIR filter	drp2ff_ieee1652
DRP/ERP Ch.1:	Off	DRP/ERP Ch.2:	Off
Frequency base	Transformation		
FFT size	9600	Overlap	0 %

Window function.	Hanning	Smooth	Off
dB weighting	A Weighting		
Stimulus min.	2785.0 Hz	Stimulus max.	3585.0 Hz
Analysis min.	20.0 Hz	Analysis max.	2780.0 Hz
Analysis (2) min.	3590.0 Hz	Analysis (2) max.	20000.0 Hz

Special Features

Compensate delay	160.7000 ms (D_RCV_NB, Delay (Cross))
Store to variable	RCVNB10_3150Hz

labCORE Settings

labCORE Serial	77000207	Nickname	
Firmware	3.4.17	Sync Source	Internal
Clock Pitch	0.00 ppm		

---

labCORE Routing

Out Channel 1 ->	Power Amp. (Slot 10) 1 -> HATS 1 (HMS II.3) Speaker
Out Channel 2 ->	VoIP 1 -> Radio Tester 1 (CMW500) RF In/Out
In Channel 1 <-	VoIP In/Out 1 <- Radio Tester 1 (CMW500) RF In/Out
In Channel 2 <-	BEQ Filter 1 R <- Mic Amp. (Slot 6) In 2 <- HATS 1 (HMS II.3) Mic. Right

---

Microphone Settings (Mic Amp. (Slot 6))

Channel In 1 Settings			
Range	114 dB[SPL] @ 12.5 mV/Pa	Highpass	20Hz
Polarisation Voltage	200V	Supply Voltage	±60V
Channel In 2 Settings			
Range	114 dB[SPL] @ 12.5 mV/Pa	Highpass	20Hz
Polarisation Voltage	200V	Supply Voltage	±60V
Channel In 3 Settings			
Range	114 dB[SPL] @ 12.5 mV/Pa	Highpass	Off
Polarisation Voltage	200V	Supply Voltage	±60V
Channel In 4 Settings			
Range	114 dB[SPL] @ 12.5 mV/Pa	Highpass	Off
Polarisation Voltage	200V	Supply Voltage	±60V

VoIP Settings (VoIP)

RTP Connection	Streaming	SIP Connection	Unavailable
SIP Reg. State	Unregistered	Jitterbuffer Length	140
Jitter Buffer Reset	On Playback	Enabled Codec	AMR-WB/16000/1
Packet Length	20	Encoder Parameter	

;;octet-align=0;default-local-mode=8;request-remote-mode=off

FMTP Parameter	octet-align=1;;octet-align=0		
Impairment Mode	Off	Impairment Type	Off

BEQ Settings (BEQ Filter 1)

Block mode	Bypass

Artificial Head Settings (HATS 1 (HMS II.3))

Ser. Nr.	12306613	Pinna Type	Type 3.3

HIB Settings

HIB Name	60020095	Serial	60020095
HIB Mode	Mobile Measurement	Impedance	32 Ohm
Gain out 1	-40.00 dB	Gain out 2	0.00 dB
Gain in 1	0.00 dB	Gain in 2	0.00 dB
Mic 1 Power Supply	Off	Mic 2 Power Supply	Off

Report - Receive Distortion and Noise (Conversational Gain)

TIA-5050 (2018-01) \ Measurements \ Narrowband \ 5.2 Receive Distortion and Noise 8N

Region	Frequency	SDNR

1	400Hz	26.83 dB
2	500Hz	27.45 dB
3	630Hz	27.84 dB
4	800Hz	24.90 dB
5	1000Hz	23.80 dB
6	1250Hz	23.08 dB
7	1600Hz	24.81 dB
8	2000Hz	22.77 dB
9	2500Hz	25.70 dB
10	3150Hz	28.04 dB

All SDNRs were greater than 20.0 dB, requirement was met.
Smallest SDNR was 22.77dB at 2000Hz.

2024/3/1 16:15 ACQUA

5.2 RCV Distortion and Noise - 400 Hz NB

TIA-5050 (2018-01) \ Measurements \ Narrowband \ 5.2 Receive Distortion and Noise 2N

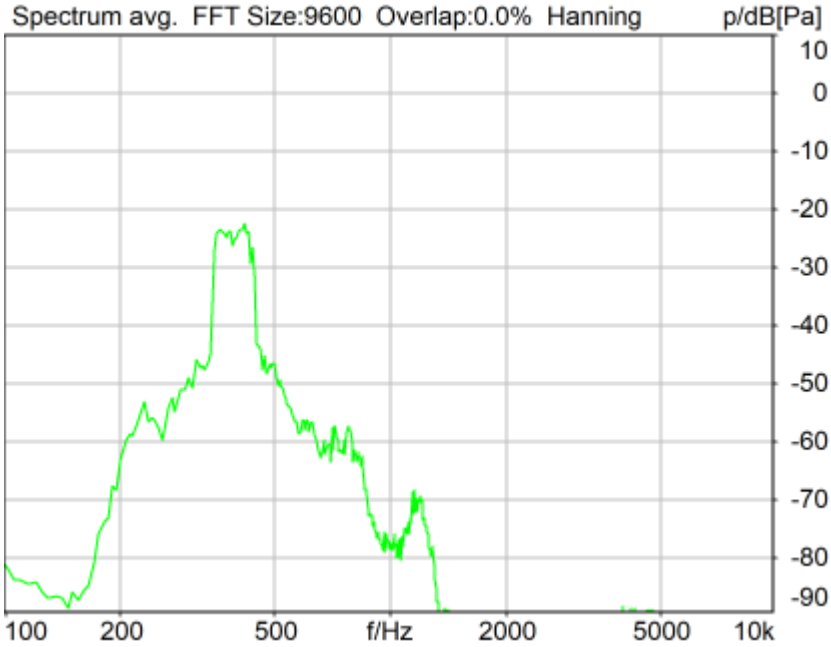

Distortion (Noise) RCV (packed): 26.79 dB (4.58%) Ok

Ok

2024/3/1 16:19 ACQUA 5.1.200

Unmodified HEAD acoustics Measurement Descriptor

Limits

	lower
Run 1	20.00 dB

Meas. Setting off

Underlying Standard: TIA-5050 (2018-01)
Database Version: 40_HAC_Suite_Rev03

Source: act_rpn_b250ms_400hz_sr20dbm0_v02.dat
Level adj. Ch1 -90.0 dB

Calibration
Input ch.2: 0.49 dB 2023/11/1 (HATS 1 (HMS II.3))
Output ch.2: 0.00 dB 2023/6/27 (Radio Tester 1 (CMW500))

Output Equalization/Filter
Mouth Eq. Ch.1: HATS 1 (HMS II.3)

Analysis

Direction	Out 2 -> In 2		
Range start	13550.00 ms	Range length	200.00 ms
Number of seq.	10	Sequence length	400.00 ms
Use FIR Filter	Ch2	FIR filter	drp2ff_ieee1652
DRP/ERP Ch.1:	Off	DRP/ERP Ch.2:	Off
Frequency base	Transformation		
FFT size	9600	Overlap	0 %
Window function.	Hanning	Smooth	Off
dB weighting	A Weighting		
Stimulus min.	320.0 Hz	Stimulus max.	480.0 Hz
Analysis min.	20.0 Hz	Analysis max.	315.0 Hz
Analysis (2) min.	485.0 Hz	Analysis (2) max.	20000.0 Hz

Special Features
Compensate delay 160.7000 ms (D_RCV_NB, Delay (Cross))
Store to variable RCVNB10_400Hz

labCORE Settings

labCORE Serial	77000207	Nickname	
Firmware	3.4.17	Sync Source	Internal
Clock Pitch	0.00 ppm		

---
labCORE Routing
Out Channel 1 -> Power Amp. (Slot 10) 1 -> HATS 1 (HMS II.3) Speaker
Out Channel 2 -> VoIP 1 -> Radio Tester 1 (CMW500) RF In/Out
In Channel 1 <- VoIP In/Out 1 <- Radio Tester 1 (CMW500) RF In/Out
In Channel 2 <- BEQ Filter 1 R <- Mic Amp. (Slot 6) In 2 <- HATS 1 (HMS II.3) Mic. Right
---
Microphone Settings (Mic Amp. (Slot 6))
Channel In 1 Settings

Range	114 dB[SPL] @ 12.5 mV/Pa	Highpass	20Hz
Polarisation Voltage	200V	Supply Voltage	±60V

Channel In 2 Settings

Range	114 dB[SPL] @ 12.5 mV/Pa	Highpass	20Hz
Polarisation Voltage	200V	Supply Voltage	±60V

Channel In 3 Settings

Range	114 dB[SPL] @ 12.5 mV/Pa	Highpass	Off
Polarisation Voltage	200V	Supply Voltage	±60V

Channel In 4 Settings

Range	114 dB[SPL] @ 12.5 mV/Pa	Highpass	Off
Polarisation Voltage	200V	Supply Voltage	±60V

VoIP Settings (VoIP)

RTP Connection	Streaming	SIP Connection	Unavailable
SIP Reg. State	Unregistered	Jitterbuffer Length	140
Jitter Buffer Reset	On Playback	Enabled Codec	AMR-WB/16000/1
Packet Length	20	Encoder Parameter	

;;octet-align=0;default-local-mode=8;request-remote-mode=off

FMTP Parameter	octet-align=1;;octet-align=0		
Impairment Mode	Off	Impairment Type	Off

BEQ Settings (BEQ Filter 1)

Block mode	Bypass

Artificial Head Settings (HATS 1 (HMS II.3))

Ser. Nr.	12306613	Pinna Type	Type 3.3

HIB Settings

HIB Name	60020095	Serial	60020095
HIB Mode	Mobile Measurement	Impedance	32 Ohm
Gain out 1	-40.00 dB	Gain out 2	0.00 dB
Gain in 1	0.00 dB	Gain in 2	0.00 dB
Mic 1 Power Supply	Off	Mic 2 Power Supply	Off

5.2 RCV Distortion and Noise - 500 Hz NB

TIA-5050 (2018-01) \ Measurements \ Narrowband \ 5.2 Receive Distortion and Noise 2N

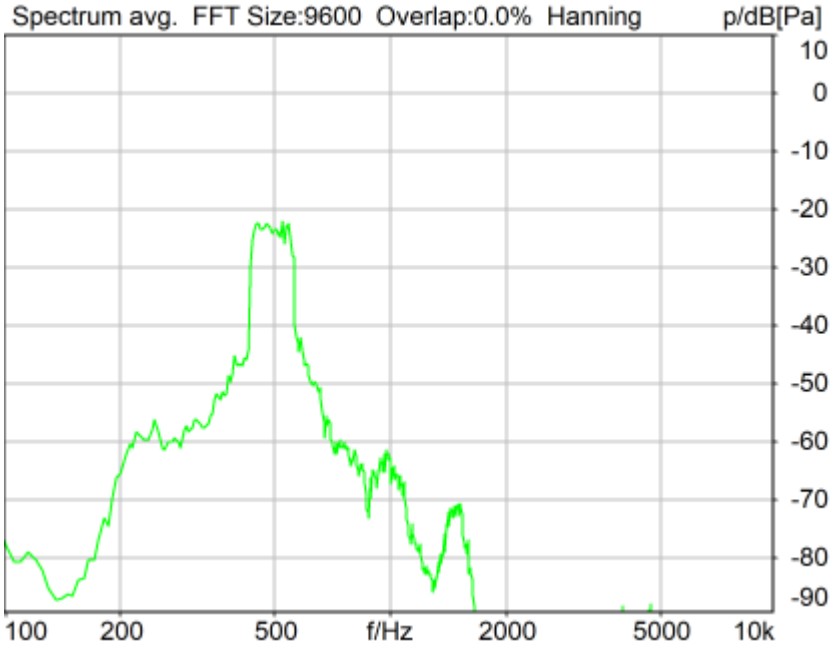

Distortion (Noise) RCV (packed): 27.63 dB (4.16%) Ok

Ok

2024/3/1 16:20 ACQUA 5.1.200

Unmodified HEAD acoustics Measurement Descriptor

Limits

	lower
Run 1	20.00 dB

Meas. Setting off

Underlying Standard: TIA-5050 (2018-01)
Database Version: 40_HAC_Suite_Rev03

Source: act_rpn_b250ms_500hz_sr20dbm0_v02.dat
Level adj. Ch1 -90.0 dB

Calibration
Input ch.2: 0.49 dB 2023/11/1 (HATS 1 (HMS II.3))
Output ch.2: 0.00 dB 2023/6/27 (Radio Tester 1 (CMW500))

Output Equalization/Filter
Mouth Eq. Ch.1: HATS 1 (HMS II.3)

Analysis

Direction	Out 2 -> In 2		
Range start	13550.00 ms	Range length	200.00 ms
Number of seq.	10	Sequence length	400.00 ms
Use FIR Filter	Ch2	FIR filter	drp2ff_ieee1652
DRP/ERP Ch.1:	Off	DRP/ERP Ch.2:	Off
Frequency base	Transformation		
FFT size	9600	Overlap	0 %
Window function.	Hanning	Smooth	Off
dB weighting	A Weighting		
Stimulus min.	410.0 Hz	Stimulus max.	595.0 Hz
Analysis min.	20.0 Hz	Analysis max.	405.0 Hz
Analysis (2) min.	600.0 Hz	Analysis (2) max.	20000.0 Hz

Special Features
Compensate delay 160.7000 ms (D_RCV_NB, Delay (Cross))
Store to variable RCVNB10_500Hz

labCORE Settings

labCORE Serial	77000207	Nickname	
Firmware	3.4.17	Sync Source	Internal
Clock Pitch	0.00 ppm		

---
labCORE Routing
Out Channel 1 -> Power Amp. (Slot 10) 1 -> HATS 1 (HMS II.3) Speaker
Out Channel 2 -> VoIP 1 -> Radio Tester 1 (CMW500) RF In/Out
In Channel 1 <- VoIP In/Out 1 <- Radio Tester 1 (CMW500) RF In/Out
In Channel 2 <- BEQ Filter 1 R <- Mic Amp. (Slot 6) In 2 <- HATS 1 (HMS II.3) Mic. Right
---
Microphone Settings (Mic Amp. (Slot 6))

Channel In 1 Settings			
Range	114 dB[SPL] @ 12.5 mV/Pa	Highpass	20Hz
Polarisation Voltage	200V	Supply Voltage	±60V
Channel In 2 Settings			
Range	114 dB[SPL] @ 12.5 mV/Pa	Highpass	20Hz
Polarisation Voltage	200V	Supply Voltage	±60V
Channel In 3 Settings			
Range	114 dB[SPL] @ 12.5 mV/Pa	Highpass	Off
Polarisation Voltage	200V	Supply Voltage	±60V
Channel In 4 Settings			
Range	114 dB[SPL] @ 12.5 mV/Pa	Highpass	Off
Polarisation Voltage	200V	Supply Voltage	±60V

VoIP Settings (VoIP)

RTP Connection	Streaming	SIP Connection	Unavailable
SIP Reg. State	Unregistered	Jitterbuffer Length	140
Jitter Buffer Reset	On Playback	Enabled Codec	AMR-WB/16000/1
Packet Length	20	Encoder Parameter	

;;octet-align=0;default-local-mode=8;request-remote-mode=off

FMTP Parameter	octet-align=1;;octet-align=0		
Impairment Mode	Off	Impairment Type	Off

BEQ Settings (BEQ Filter 1)

Block mode	Bypass

Artificial Head Settings (HATS 1 (HMS II.3))

Ser. Nr.	12306613	Pinna Type	Type 3.3

HIB Settings

HIB Name	60020095	Serial	60020095
HIB Mode	Mobile Measurement	Impedance	32 Ohm
Gain out 1	-40.00 dB	Gain out 2	0.00 dB
Gain in 1	0.00 dB	Gain in 2	0.00 dB
Mic 1 Power Supply	Off	Mic 2 Power Supply	Off

5.2 RCV Distortion and Noise - 630 Hz NB

TIA-5050 (2018-01) \ Measurements \ Narrowband \ 5.2 Receive Distortion and Noise 2N

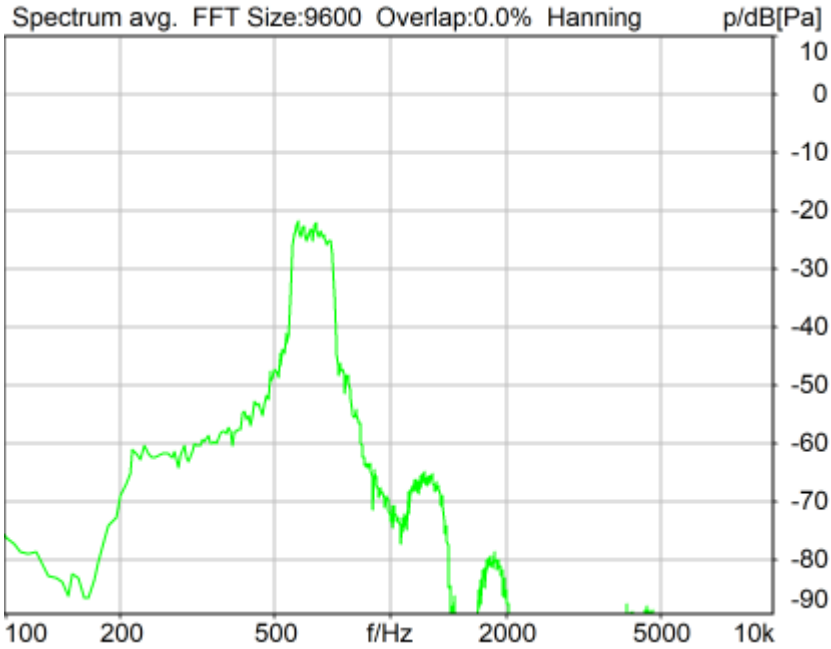

Distortion (Noise) RCV (packed): 27.76 dB (4.09%) Ok

Ok

2024/3/1 16:20 ACQUA 5.1.200
Unmodified HEAD acoustics Measurement Descriptor

Limits

	lower
Run 1	20.00 dB

Meas. Setting off

Underlying Standard: TIA-5050 (2018-01)
Database Version: 40_HAC_Suite_Rev03

Source: act_rpn_b250ms_630hz_sr20dbm0_v02.dat
Level adj. Ch1 -90.0 dB

Calibration
Input ch.2: 0.49 dB 2023/11/1 (HATS 1 (HMS II.3))
Output ch.2: 0.00 dB 2023/6/27 (Radio Tester 1 (CMW500))

Output Equalization/Filter
Mouth Eq. Ch.1: HATS 1 (HMS II.3)

Analysis

Direction	Out 2 -> In 2		
Range start	13550.00 ms	Range length	200.00 ms
Number of seq.	10	Sequence length	400.00 ms
Use FIR Filter	Ch2	FIR filter	drp2ff_ieee1652
DRP/ERP Ch.1:	Off	DRP/ERP Ch.2:	Off
Frequency base	Transformation		
FFT size	9600	Overlap	0 %
Window function.	Hanning	Smooth	Off
dB weighting	A Weighting		
Stimulus min.	525.0 Hz	Stimulus max.	745.0 Hz
Analysis min.	20.0 Hz	Analysis max.	520.0 Hz
Analysis (2) min.	750.0 Hz	Analysis (2) max.	20000.0 Hz

Special Features
Compensate delay 160.7000 ms (D_RCV_NB, Delay (Cross))
Store to variable RCVNB10_630Hz

labCORE Settings

labCORE Serial	77000207	Nickname	
Firmware	3.4.17	Sync Source	Internal
Clock Pitch	0.00 ppm		

---
labCORE Routing
Out Channel 1 -> Power Amp. (Slot 10) 1 -> HATS 1 (HMS II.3) Speaker
Out Channel 2 -> VoIP 1 -> Radio Tester 1 (CMW500) RF In/Out
In Channel 1 <- VoIP In/Out 1 <- Radio Tester 1 (CMW500) RF In/Out
In Channel 2 <- BEQ Filter 1 R <- Mic Amp. (Slot 6) In 2 <- HATS 1 (HMS II.3) Mic. Right
---
Microphone Settings (Mic Amp. (Slot 6))
Channel In 1 Settings

Range	114 dB[SPL] @ 12.5 mV/Pa	Highpass	20Hz
Polarisation Voltage	200V	Supply Voltage	±60V

Channel In 2 Settings

Range	114 dB[SPL] @ 12.5 mV/Pa	Highpass	20Hz
Polarisation Voltage	200V	Supply Voltage	±60V

Channel In 3 Settings

Range	114 dB[SPL] @ 12.5 mV/Pa	Highpass	Off
Polarisation Voltage	200V	Supply Voltage	±60V

Channel In 4 Settings

Range	114 dB[SPL] @ 12.5 mV/Pa	Highpass	Off
Polarisation Voltage	200V	Supply Voltage	±60V

VoIP Settings (VoIP)

RTP Connection	Streaming	SIP Connection	Unavailable

SIP Reg. State	Unregistered	Jitterbuffer Length	140
Jitter Buffer Reset	On Playback	Enabled Codec	AMR-WB/16000/1
Packet Length	20	Encoder Parameter	

;;octet-align=0;default-local-mode=8;request-remote-mode=off

FMTP Parameter	octet-align=1;;octet-align=0		
Impairment Mode	Off	Impairment Type	Off

BEQ Settings (BEQ Filter 1)

Block mode	Bypass

Artificial Head Settings (HATS 1 (HMS II.3))

Ser. Nr.	12306613	Pinna Type	Type 3.3

HIB Settings

HIB Name	60020095	Serial	60020095
HIB Mode	Mobile Measurement	Impedance	32 Ohm
Gain out 1	-40.00 dB	Gain out 2	0.00 dB
Gain in 1	0.00 dB	Gain in 2	0.00 dB
Mic 1 Power Supply	Off	Mic 2 Power Supply	Off

5.2 RCV Distortion and Noise - 800 Hz NB

TIA-5050 (2018-01) \ Measurements \ Narrowband \ 5.2 Receive Distortion and Noise 2N

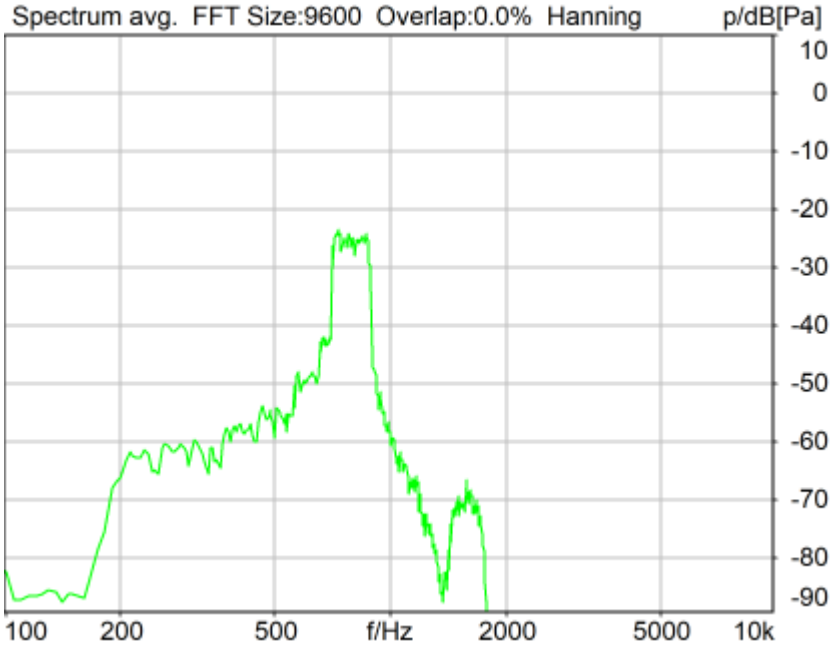

Distortion (Noise) RCV (packed): 24.95 dB (5.66%) Ok

Ok

2024/3/1 16:20 ACQUA 5.1.200

Unmodified HEAD acoustics Measurement Descriptor

Limits

	lower

Run 1	20.00 dB

Meas. Setting off

Underlying Standard: TIA-5050 (2018-01)
Database Version: 40_HAC_Suite_Rev03

Source: act_rpn_b250ms_800hz_sr20dbm0_v02.dat
Level adj. Ch1 -90.0 dB

Calibration
Input ch.2: 0.49 dB 2023/11/1 (HATS 1 (HMS II.3))
Output ch.2: 0.00 dB 2023/6/27 (Radio Tester 1 (CMW500))

Output Equalization/Filter
Mouth Eq. Ch.1: HATS 1 (HMS II.3)

Analysis

Direction	Out 2 -> In 2		
Range start	13550.00 ms	Range length	200.00 ms
Number of seq.	10	Sequence length	400.00 ms
Use FIR Filter	Ch2	FIR filter	drp2ff_ieee1652
DRP/ERP Ch.1:	Off	DRP/ERP Ch.2:	Off
Frequency base	Transformation		
FFT size	9600	Overlap	0 %
Window function.	Hanning	Smooth	Off
dB weighting	A Weighting		
Stimulus min.	675.0 Hz	Stimulus max.	925.0 Hz
Analysis min.	20.0 Hz	Analysis max.	670.0 Hz
Analysis (2) min.	930.0 Hz	Analysis (2) max.	20000.0 Hz

Special Features
Compensate delay 160.7000 ms (D_RCV_NB, Delay (Cross))
Store to variable RCVNB10_800Hz

labCORE Settings

labCORE Serial	77000207	Nickname	
Firmware	3.4.17	Sync Source	Internal
Clock Pitch	0.00 ppm		

---
labCORE Routing
Out Channel 1 -> Power Amp. (Slot 10) 1 -> HATS 1 (HMS II.3) Speaker
Out Channel 2 -> VoIP 1 -> Radio Tester 1 (CMW500) RF In/Out
In Channel 1 <- VoIP In/Out 1 <- Radio Tester 1 (CMW500) RF In/Out
In Channel 2 <- BEQ Filter 1 R <- Mic Amp. (Slot 6) In 2 <- HATS 1 (HMS II.3) Mic. Right
---
Microphone Settings (Mic Amp. (Slot 6))
Channel In 1 Settings

Range	114 dB[SPL] @ 12.5 mV/Pa	Highpass	20Hz
Polarisation Voltage	200V	Supply Voltage	±60V

Channel In 2 Settings

Range	114 dB[SPL] @ 12.5 mV/Pa	Highpass	20Hz
Polarisation Voltage	200V	Supply Voltage	±60V

Channel In 3 Settings

Range	114 dB[SPL] @ 12.5 mV/Pa	Highpass	Off
Polarisation Voltage	200V	Supply Voltage	±60V

Channel In 4 Settings

Range	114 dB[SPL] @ 12.5 mV/Pa	Highpass	Off
Polarisation Voltage	200V	Supply Voltage	±60V

VoIP Settings (VoIP)

RTP Connection	Streaming	SIP Connection	Unavailable
SIP Reg. State	Unregistered	Jitterbuffer Length	140
Jitter Buffer Reset	On Playback	Enabled Codec	AMR-WB/16000/1
Packet Length	20	Encoder Parameter	

;;octet-align=0;default-local-mode=8;request-remote-mode=off

FMTP Parameter	octet-align=1;;octet-align=0		
Impairment Mode	Off	Impairment Type	Off

BEQ Settings (BEQ Filter 1)

Block mode	Bypass

Artificial Head Settings (HATS 1 (HMS II.3))

Ser. Nr.	12306613	Pinna Type	Type 3.3

HIB Settings

HIB Name	60020095	Serial	60020095
HIB Mode	Mobile Measurement	Impedance	32 Ohm
Gain out 1	-40.00 dB	Gain out 2	0.00 dB
Gain in 1	0.00 dB	Gain in 2	0.00 dB
Mic 1 Power Supply	Off	Mic 2 Power Supply	Off

5.2 RCV Distortion and Noise - 1000 Hz NB

TIA-5050 (2018-01) \ Measurements \ Narrowband \ 5.2 Receive Distortion and Noise 2N

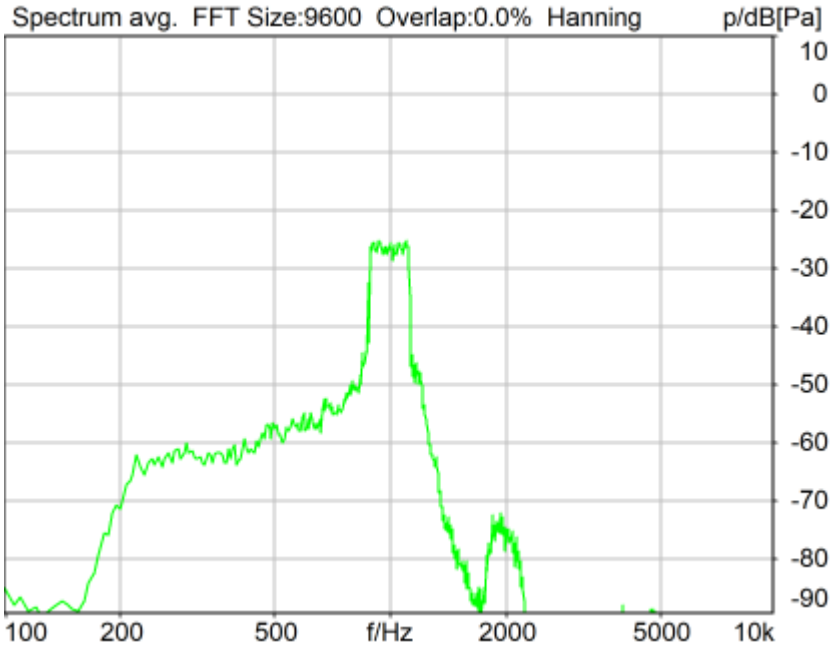

Distortion (Noise) RCV (packed): 23.74 dB (6.50%) Ok

Ok

2024/3/1 16:21 ACQUA 5.1.200
Unmodified HEAD acoustics Measurement Descriptor

Limits

	lower
Run 1	20.00 dB

Meas. Setting off

Underlying Standard: TIA-5050 (2018-01)
Database Version: 40_HAC_Suite_Rev03

Source: act_rpn_b250ms_1000hz_sr20dbm0_v02.dat
Level adj. Ch1 -90.0 dB

Calibration
Input ch.2: 0.49 dB 2023/11/1 (HATS 1 (HMS II.3))
Output ch.2: 0.00 dB 2023/6/27 (Radio Tester 1 (CMW500))

Output Equalization/Filter
Mouth Eq. Ch.1: HATS 1 (HMS II.3)

Analysis

Direction	Out 2 -> In 2		
Range start	13550.00 ms	Range length	200.00 ms
Number of seq.	10	Sequence length	400.00 ms
Use FIR Filter	Ch2	FIR filter	drp2ff_ieee1652
DRP/ERP Ch.1:	Off	DRP/ERP Ch.2:	Off
Frequency base	Transformation		
FFT size	9600	Overlap	0 %
Window function.	Hanning	Smooth	Off
dB weighting	A Weighting		
Stimulus min.	855.0 Hz	Stimulus max.	1155.0 Hz
Analysis min.	20.0 Hz	Analysis max.	850.0 Hz
Analysis (2) min.	1160.0 Hz	Analysis (2) max.	20000.0 Hz

Special Features
Compensate delay 160.7000 ms (D_RCV_NB, Delay (Cross))
Store to variable RCVNB10_1000Hz

labCORE Settings

labCORE Serial	77000207	Nickname	
Firmware	3.4.17	Sync Source	Internal
Clock Pitch	0.00 ppm		

---
labCORE Routing
Out Channel 1 -> Power Amp. (Slot 10) 1 -> HATS 1 (HMS II.3) Speaker
Out Channel 2 -> VoIP 1 -> Radio Tester 1 (CMW500) RF In/Out
In Channel 1 <- VoIP In/Out 1 <- Radio Tester 1 (CMW500) RF In/Out
In Channel 2 <- BEQ Filter 1 R <- Mic Amp. (Slot 6) In 2 <- HATS 1 (HMS II.3) Mic. Right
---
Microphone Settings (Mic Amp. (Slot 6))
Channel In 1 Settings

Range	114 dB[SPL] @ 12.5 mV/Pa	Highpass	20Hz
Polarisation Voltage	200V	Supply Voltage	±60V

Channel In 2 Settings

Range	114 dB[SPL] @ 12.5 mV/Pa	Highpass	20Hz
Polarisation Voltage	200V	Supply Voltage	±60V

Channel In 3 Settings

Range	114 dB[SPL] @ 12.5 mV/Pa	Highpass	Off
Polarisation Voltage	200V	Supply Voltage	±60V

Channel In 4 Settings

Range	114 dB[SPL] @ 12.5 mV/Pa	Highpass	Off
Polarisation Voltage	200V	Supply Voltage	±60V

VoIP Settings (VoIP)

RTP Connection	Streaming	SIP Connection	Unavailable
SIP Reg. State	Unregistered	Jitterbuffer Length	140
Jitter Buffer Reset	On Playback	Enabled Codec	AMR-WB/16000/1
Packet Length	20	Encoder Parameter	

;;octet-align=0;default-local-mode=8;request-remote-mode=off
FMTP Parameter octet-align=1;;octet-align=0

Impairment Mode	Off	Impairment Type	Off

BEQ Settings (BEQ Filter 1)

Block mode	Bypass

Artificial Head Settings (HATS 1 (HMS II.3))

Ser. Nr.	12306613	Pinna Type	Type 3.3

HIB Settings

HIB Name	60020095	Serial	60020095
HIB Mode	Mobile Measurement	Impedance	32 Ohm
Gain out 1	-40.00 dB	Gain out 2	0.00 dB
Gain in 1	0.00 dB	Gain in 2	0.00 dB
Mic 1 Power Supply	Off	Mic 2 Power Supply	Off

5.2 RCV Distortion and Noise - 1250 Hz NB

TIA-5050 (2018-01) \ Measurements \ Narrowband \ 5.2 Receive Distortion and Noise 2N

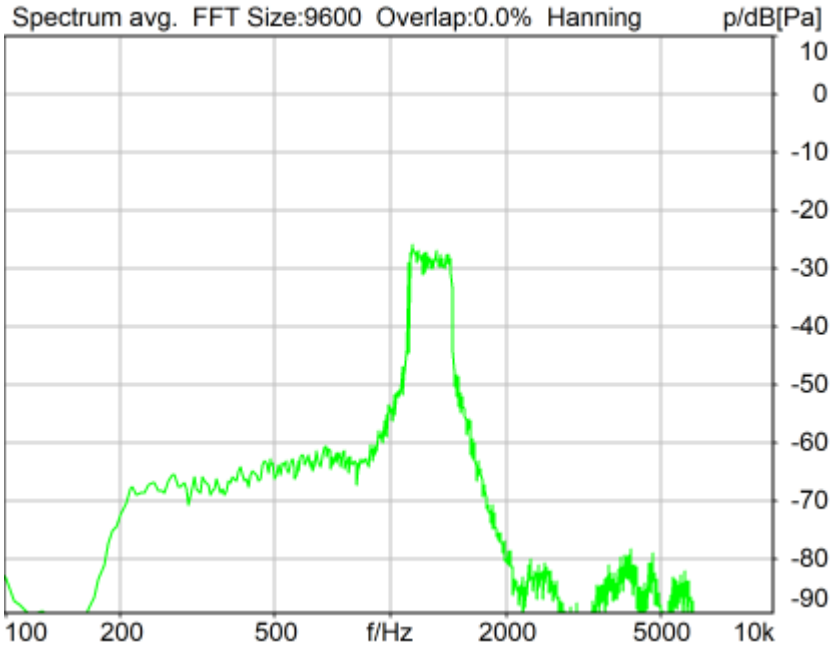

Distortion (Noise) RCV (packed): 23.31 dB (6.83%) Ok

Ok

2024/3/1 16:21 ACQUA 5.1.200
Unmodified HEAD acoustics Measurement Descriptor

Limits

	lower
Run 1	20.00 dB

Meas. Setting off

Underlying Standard: TIA-5050 (2018-01)
Database Version: 40_HAC_Suite_Rev03

Source: act_rpn_b250ms_1250hz_sr20dbm0_v02.dat
Level adj. Ch1 -90.0 dB

Calibration
Input ch.2: 0.49 dB 2023/11/1 (HATS 1 (HMS II.3))
Output ch.2: 0.00 dB 2023/6/27 (Radio Tester 1 (CMW500))

Output Equalization/Filter
Mouth Eq. Ch.1: HATS 1 (HMS II.3)

Analysis

Direction	Out 2 -> In 2		
Range start	13550.00 ms	Range length	200.00 ms
Number of seq.	10	Sequence length	400.00 ms
Use FIR Filter	Ch2	FIR filter	drp2ff_ieee1652
DRP/ERP Ch.1:	Off	DRP/ERP Ch.2:	Off
Frequency base	Transformation		
FFT size	9600	Overlap	0 %
Window function.	Hanning	Smooth	Off
dB weighting	A Weighting		
Stimulus min.	1085.0 Hz	Stimulus max.	1450.0 Hz
Analysis min.	20.0 Hz	Analysis max.	1080.0 Hz
Analysis (2) min.	1455.0 Hz	Analysis (2) max.	20000.0 Hz

Special Features
Compensate delay 160.7000 ms (D_RCV_NB, Delay (Cross))
Store to variable RCVNB10_1250Hz

labCORE Settings

labCORE Serial	77000207	Nickname	
Firmware	3.4.17	Sync Source	Internal
Clock Pitch	0.00 ppm		

---
labCORE Routing
Out Channel 1 -> Power Amp. (Slot 10) 1 -> HATS 1 (HMS II.3) Speaker
Out Channel 2 -> VoIP 1 -> Radio Tester 1 (CMW500) RF In/Out
In Channel 1 <- VoIP In/Out 1 <- Radio Tester 1 (CMW500) RF In/Out
In Channel 2 <- BEQ Filter 1 R <- Mic Amp. (Slot 6) In 2 <- HATS 1 (HMS II.3) Mic. Right
---
Microphone Settings (Mic Amp. (Slot 6))
Channel In 1 Settings

Range	114 dB[SPL] @ 12.5 mV/Pa	Highpass	20Hz
Polarisation Voltage	200V	Supply Voltage	±60V

Channel In 2 Settings

Range	114 dB[SPL] @ 12.5 mV/Pa	Highpass	20Hz
Polarisation Voltage	200V	Supply Voltage	±60V

Channel In 3 Settings

Range	114 dB[SPL] @ 12.5 mV/Pa	Highpass	Off
Polarisation Voltage	200V	Supply Voltage	±60V

Channel In 4 Settings

Range	114 dB[SPL] @ 12.5 mV/Pa	Highpass	Off
Polarisation Voltage	200V	Supply Voltage	±60V

VoIP Settings (VoIP)

RTP Connection	Streaming	SIP Connection	Unavailable
SIP Reg. State	Unregistered	Jitterbuffer Length	140
Jitter Buffer Reset	On Playback	Enabled Codec	AMR-WB/16000/1
Packet Length	20	Encoder Parameter	

;;octet-align=0;default-local-mode=8;request-remote-mode=off
FMTP Parameter octet-align=1;;octet-align=0
Impairment Mode Off Impairment Type Off

BEQ Settings (BEQ Filter 1)

Block mode Bypass

Artificial Head Settings (HATS 1 (HMS II.3))

Ser. Nr.	12306613	Pinna Type	Type 3.3

HIB Settings

HIB Name	60020095	Serial	60020095
HIB Mode	Mobile Measurement	Impedance	32 Ohm
Gain out 1	-40.00 dB	Gain out 2	0.00 dB
Gain in 1	0.00 dB	Gain in 2	0.00 dB
Mic 1 Power Supply	Off	Mic 2 Power Supply	Off

5.2 RCV Distortion and Noise - 1600 Hz NB

TIA-5050 (2018-01) \ Measurements \ Narrowband \ 5.2 Receive Distortion and Noise 2N

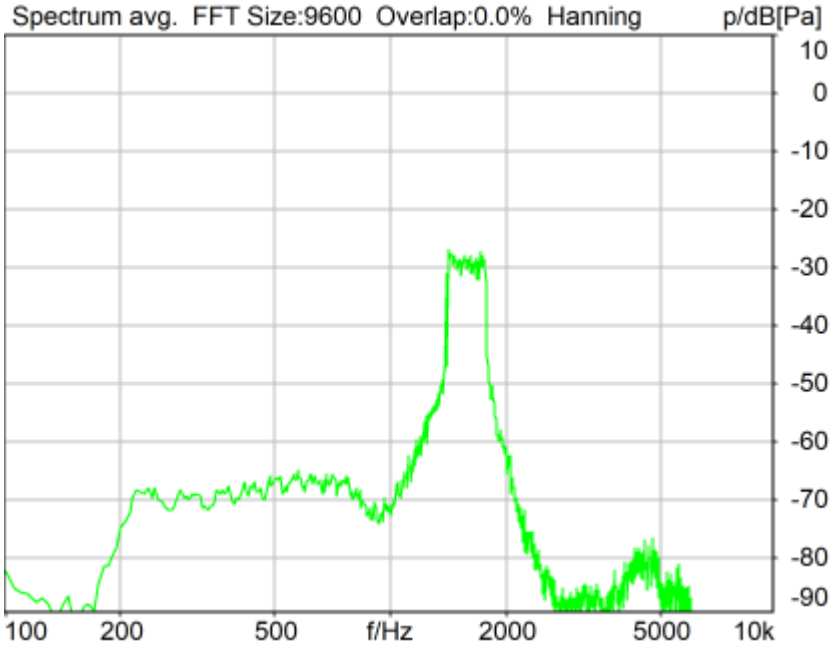

Distortion (Noise) RCV (packed): 24.73 dB (5.80%) Ok

Ok

2024/3/1 16:22 ACQUA 5.1.200
Unmodified HEAD acoustics Measurement Descriptor

Limits

	lower
Run 1	20.00 dB

Meas. Setting off

Underlying Standard: TIA-5050 (2018-01)
Database Version: 40_HAC_Suite_Rev03

Source: act_rpn_b250ms_1600hz_sr20dbm0_v02.dat
Level adj. Ch1 -90.0 dB

Calibration
Input ch.2: 0.49 dB 2023/11/1 (HATS 1 (HMS II.3))
Output ch.2: 0.00 dB 2023/6/27 (Radio Tester 1 (CMW500))

Output Equalization/Filter
Mouth Eq. Ch.1: HATS 1 (HMS II.3)

Analysis

Direction	Out 2 -> In 2		
Range start	13550.00 ms	Range length	200.00 ms
Number of seq.	10	Sequence length	400.00 ms
Use FIR Filter	Ch2	FIR filter	drp2ff_ieee1652
DRP/ERP Ch.1:	Off	DRP/ERP Ch.2:	Off
Frequency base	Transformation		
FFT size	9600	Overlap	0 %
Window function.	Hanning	Smooth	Off
dB weighting	A Weighting		
Stimulus min.	1375.0 Hz	Stimulus max.	1815.0 Hz
Analysis min.	20.0 Hz	Analysis max.	1370.0 Hz
Analysis (2) min.	1820.0 Hz	Analysis (2) max.	20000.0 Hz

Special Features
Compensate delay 160.7000 ms (D_RCV_NB, Delay (Cross))
Store to variable RCVNB10_1600Hz

labCORE Settings

labCORE Serial	77000207	Nickname	
Firmware	3.4.17	Sync Source	Internal
Clock Pitch	0.00 ppm		

---
labCORE Routing
Out Channel 1 -> Power Amp. (Slot 10) 1 -> HATS 1 (HMS II.3) Speaker
Out Channel 2 -> VoIP 1 -> Radio Tester 1 (CMW500) RF In/Out
In Channel 1 <- VoIP In/Out 1 <- Radio Tester 1 (CMW500) RF In/Out
In Channel 2 <- BEQ Filter 1 R <- Mic Amp. (Slot 6) In 2 <- HATS 1 (HMS II.3) Mic. Right
---
Microphone Settings (Mic Amp. (Slot 6))
Channel In 1 Settings

Range	114 dB[SPL] @ 12.5 mV/Pa	Highpass	20Hz
Polarisation Voltage	200V	Supply Voltage	±60V

Channel In 2 Settings

Range	114 dB[SPL] @ 12.5 mV/Pa	Highpass	20Hz
Polarisation Voltage	200V	Supply Voltage	±60V

Channel In 3 Settings

Range	114 dB[SPL] @ 12.5 mV/Pa	Highpass	Off
Polarisation Voltage	200V	Supply Voltage	±60V

Channel In 4 Settings

Range	114 dB[SPL] @ 12.5 mV/Pa	Highpass	Off
Polarisation Voltage	200V	Supply Voltage	±60V

VoIP Settings (VoIP)

RTP Connection	Streaming	SIP Connection	Unavailable
SIP Reg. State	Unregistered	Jitterbuffer Length	140
Jitter Buffer Reset	On Playback	Enabled Codec	AMR-WB/16000/1
Packet Length	20	Encoder Parameter	

;;octet-align=0;default-local-mode=8;request-remote-mode=off
FMTP Parameter octet-align=1;;octet-align=0
Impairment Mode Off Impairment Type Off

BEQ Settings (BEQ Filter 1)
Block mode Bypass

Artificial Head Settings (HATS 1 (HMS II.3))

Ser. Nr.	12306613	Pinna Type	Type 3.3

HIB Settings

HIB Name	60020095	Serial	60020095
HIB Mode	Mobile Measurement	Impedance	32 Ohm
Gain out 1	-40.00 dB	Gain out 2	0.00 dB
Gain in 1	0.00 dB	Gain in 2	0.00 dB
Mic 1 Power Supply	Off	Mic 2 Power Supply	Off

5.2 RCV Distortion and Noise - 2000 Hz NB

TIA-5050 (2018-01) \ Measurements \ Narrowband \ 5.2 Receive Distortion and Noise 2N

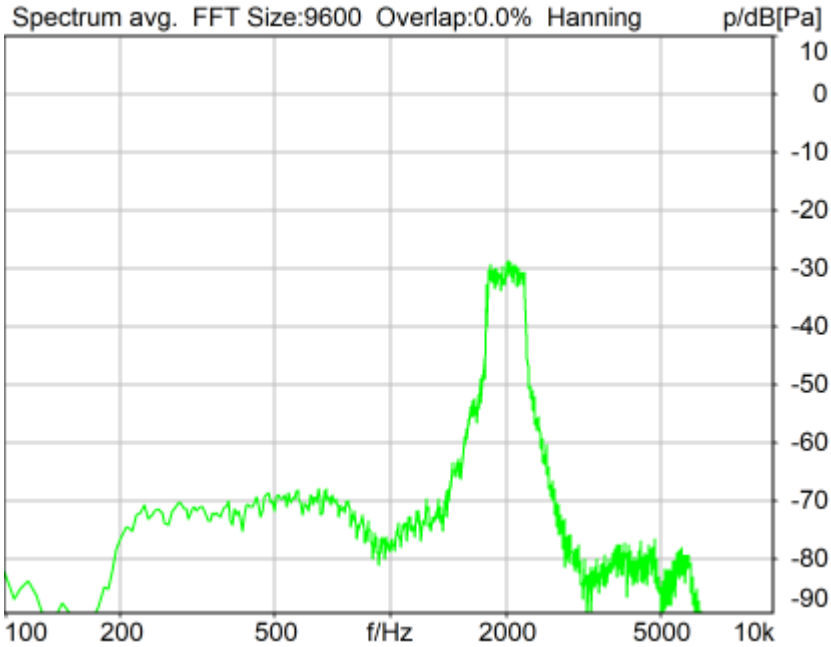

Distortion (Noise) RCV (packed): 21.93 dB (8.01%) Ok

Ok

2024/3/1 16:22 ACQUA 5.1.200
Unmodified HEAD acoustics Measurement Descriptor

Limits

	lower
Run 1	20.00 dB

Meas. Setting off

Underlying Standard: TIA-5050 (2018-01)
Database Version: 40_HAC_Suite_Rev03

Source: act_rpn_b250ms_2000hz_sr20dbm0_v02.dat
Level adj. Ch1 -90.0 dB

Calibration
Input ch.2: 0.49 dB 2023/11/1 (HATS 1 (HMS II.3))
Output ch.2: 0.00 dB 2023/6/27 (Radio Tester 1 (CMW500))

Output Equalization/Filter
Mouth Eq. Ch.1: HATS 1 (HMS II.3)

Analysis

Direction	Out 2 -> In 2		
Range start	13550.00 ms	Range length	200.00 ms
Number of seq.	10	Sequence length	400.00 ms
Use FIR Filter	Ch2	FIR filter	drp2ff_ieee1652
DRP/ERP Ch.1:	Off	DRP/ERP Ch.2:	Off
Frequency base	Transformation		
FFT size	9600	Overlap	0 %
Window function.	Hanning	Smooth	Off
dB weighting	A Weighting		
Stimulus min.	1745.0 Hz	Stimulus max.	2275.0 Hz
Analysis min.	20.0 Hz	Analysis max.	1740.0 Hz
Analysis (2) min.	2280.0 Hz	Analysis (2) max.	20000.0 Hz

Special Features
Compensate delay 160.7000 ms (D_RCV_NB, Delay (Cross))
Store to variable RCVNB10_2000Hz

labCORE Settings

labCORE Serial	77000207	Nickname	
Firmware	3.4.17	Sync Source	Internal
Clock Pitch	0.00 ppm		

---
labCORE Routing
Out Channel 1 -> Power Amp. (Slot 10) 1 -> HATS 1 (HMS II.3) Speaker
Out Channel 2 -> VoIP 1 -> Radio Tester 1 (CMW500) RF In/Out
In Channel 1 <- VoIP In/Out 1 <- Radio Tester 1 (CMW500) RF In/Out
In Channel 2 <- BEQ Filter 1 R <- Mic Amp. (Slot 6) In 2 <- HATS 1 (HMS II.3) Mic. Right
---
Microphone Settings (Mic Amp. (Slot 6))
Channel In 1 Settings

Range	114 dB[SPL] @ 12.5 mV/Pa	Highpass	20Hz
Polarisation Voltage	200V	Supply Voltage	±60V

Channel In 2 Settings

Range	114 dB[SPL] @ 12.5 mV/Pa	Highpass	20Hz
Polarisation Voltage	200V	Supply Voltage	±60V

Channel In 3 Settings

Range	114 dB[SPL] @ 12.5 mV/Pa	Highpass	Off
Polarisation Voltage	200V	Supply Voltage	±60V

Channel In 4 Settings

Range	114 dB[SPL] @ 12.5 mV/Pa	Highpass	Off
Polarisation Voltage	200V	Supply Voltage	±60V

VoIP Settings (VoIP)

RTP Connection	Streaming	SIP Connection	Unavailable
SIP Reg. State	Unregistered	Jitterbuffer Length	140
Jitter Buffer Reset	On Playback	Enabled Codec	AMR-WB/16000/1
Packet Length	20	Encoder Parameter	

;;octet-align=0;default-local-mode=8;request-remote-mode=off
FMTP Parameter octet-align=1;;octet-align=0

Impairment Mode	Off	Impairment Type	Off

BEQ Settings (BEQ Filter 1)
Block mode Bypass

Artificial Head Settings (HATS 1 (HMS II.3))

Ser. Nr.	12306613	Pinna Type	Type 3.3

HIB Settings

HIB Name	60020095	Serial	60020095
HIB Mode	Mobile Measurement	Impedance	32 Ohm
Gain out 1	-40.00 dB	Gain out 2	0.00 dB
Gain in 1	0.00 dB	Gain in 2	0.00 dB
Mic 1 Power Supply	Off	Mic 2 Power Supply	Off

5.2 RCV Distortion and Noise - 2500 Hz NB

TIA-5050 (2018-01) \ Measurements \ Narrowband \ 5.2 Receive Distortion and Noise 2N

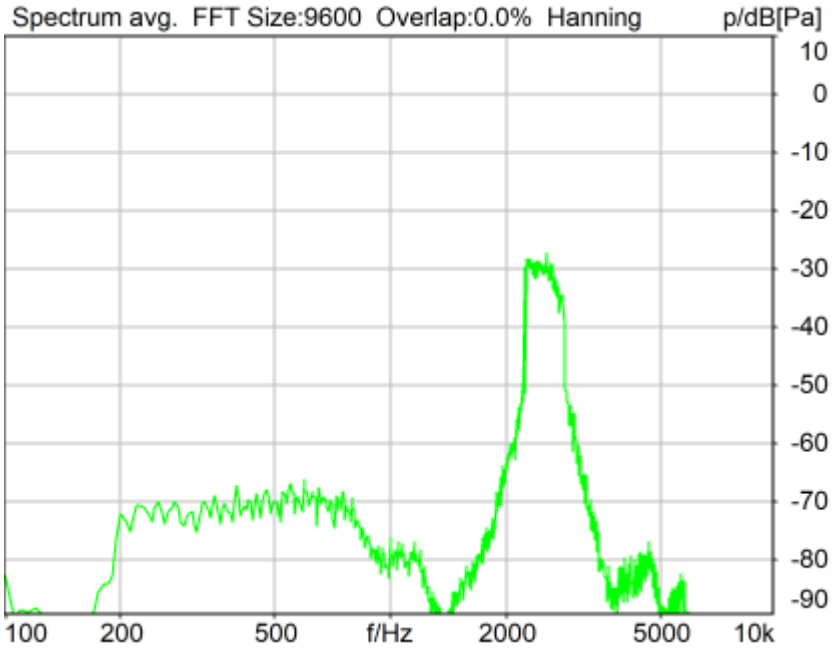

Distortion (Noise) RCV (packed): 25.46 dB (5.33%) Ok

Ok

2024/3/1 16:22 ACQUA 5.1.200
Unmodified HEAD acoustics Measurement Descriptor

Limits

	lower
Run 1	20.00 dB

Meas. Setting off

Underlying Standard: TIA-5050 (2018-01)
Database Version: 40_HAC_Suite_Rev03

Source: act_rpn_b250ms_2500hz_sr20dbm0_v02.dat
Level adj. Ch1 -90.0 dB

Calibration
Input ch.2: 0.49 dB 2023/11/1 (HATS 1 (HMS II.3))

Output ch.2: 0.00 dB 2023/6/27 (Radio Tester 1 (CMW500))

Output Equalization/Filter

Mouth Eq. Ch.1:	HATS 1 (HMS II.3)

Analysis

Direction	Out 2 -> In 2		
Range start	13550.00 ms	Range length	200.00 ms
Number of seq.	10	Sequence length	400.00 ms
Use FIR Filter	Ch2	FIR filter	drp2ff_ieee1652
DRP/ERP Ch.1:	Off	DRP/ERP Ch.2:	Off
Frequency base	Transformation		
FFT size	9600	Overlap	0 %
Window function.	Hanning	Smooth	Off
dB weighting	A Weighting		
Stimulus min.	2205.0 Hz	Stimulus max.	2855.0 Hz
Analysis min.	20.0 Hz	Analysis max.	2200.0 Hz
Analysis (2) min.	2860.0 Hz	Analysis (2) max.	20000.0 Hz

Special Features

Compensate delay	160.7000 ms (D_RCV_NB, Delay (Cross))
Store to variable	RCVNB10_2500Hz

labCORE Settings

labCORE Serial	77000207	Nickname	
Firmware	3.4.17	Sync Source	Internal
Clock Pitch	0.00 ppm		

---

labCORE Routing

Out Channel 1 ->	Power Amp. (Slot 10) 1 -> HATS 1 (HMS II.3) Speaker
Out Channel 2 ->	VoIP 1 -> Radio Tester 1 (CMW500) RF In/Out
In Channel 1 <-	VoIP In/Out 1 <- Radio Tester 1 (CMW500) RF In/Out
In Channel 2 <-	BEQ Filter 1 R <- Mic Amp. (Slot 6) In 2 <- HATS 1 (HMS II.3) Mic. Right

---

Microphone Settings (Mic Amp. (Slot 6))

Channel In 1 Settings			
Range	114 dB[SPL] @ 12.5 mV/Pa	Highpass	20Hz
Polarisation Voltage	200V	Supply Voltage	±60V
Channel In 2 Settings			
Range	114 dB[SPL] @ 12.5 mV/Pa	Highpass	20Hz
Polarisation Voltage	200V	Supply Voltage	±60V
Channel In 3 Settings			
Range	114 dB[SPL] @ 12.5 mV/Pa	Highpass	Off
Polarisation Voltage	200V	Supply Voltage	±60V
Channel In 4 Settings			
Range	114 dB[SPL] @ 12.5 mV/Pa	Highpass	Off
Polarisation Voltage	200V	Supply Voltage	±60V

VoIP Settings (VoIP)

RTP Connection	Streaming	SIP Connection	Unavailable
SIP Reg. State	Unregistered	Jitterbuffer Length	140
Jitter Buffer Reset	On Playback	Enabled Codec	AMR-WB/16000/1
Packet Length	20	Encoder Parameter	

;;octet-align=0;default-local-mode=8;request-remote-mode=off

FMTP Parameter	octet-align=1;;octet-align=0		
Impairment Mode	Off	Impairment Type	Off

BEQ Settings (BEQ Filter 1)

Block mode	Bypass

Artificial Head Settings (HATS 1 (HMS II.3))

Ser. Nr.	12306613	Pinna Type	Type 3.3

HIB Settings

HIB Name	60020095	Serial	60020095
HIB Mode	Mobile Measurement	Impedance	32 Ohm

Gain out 1	-40.00 dB	Gain out 2	0.00 dB
Gain in 1	0.00 dB	Gain in 2	0.00 dB
Mic 1 Power Supply	Off	Mic 2 Power Supply	Off

5.2 RCV Distortion and Noise - 3150 Hz NB

TIA-5050 (2018-01) \ Measurements \ Narrowband \ 5.2 Receive Distortion and Noise 2N

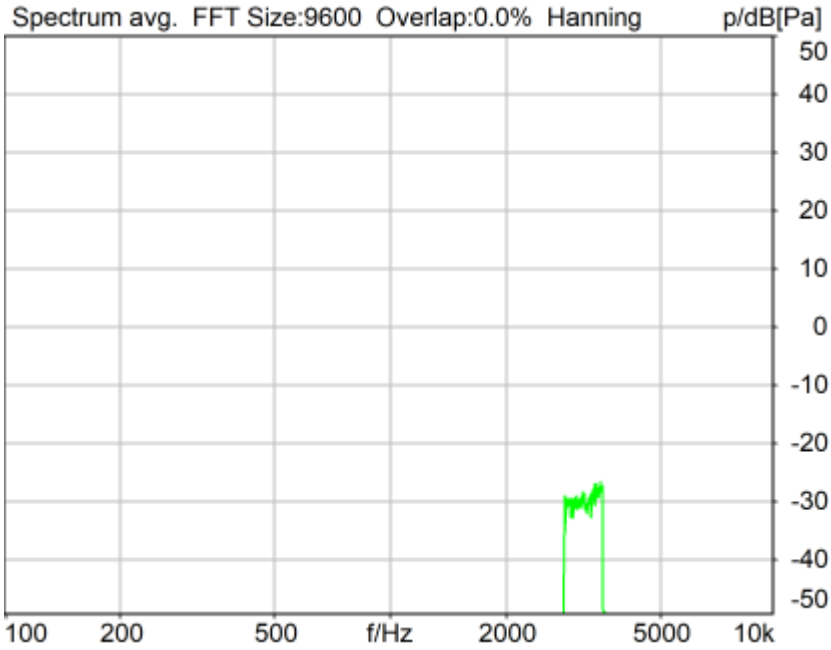

Distortion (Noise) RCV (packed): 28.36 dB (3.82%) Ok

Ok

2024/3/1 16:23 ACQUA 5.1.200
Unmodified HEAD acoustics Measurement Descriptor

Limits

	lower
Run 1	20.00 dB

Meas. Setting off

Underlying Standard: TIA-5050 (2018-01)
Database Version: 40_HAC_Suite_Rev03

Source: act_rpn_b250ms_3150hz_sr20dbm0_v02.dat
Level adj. Ch1 -90.0 dB

Calibration
Input ch.2: 0.49 dB 2023/11/1 (HATS 1 (HMS II.3))
Output ch.2: 0.00 dB 2023/6/27 (Radio Tester 1 (CMW500))

Output Equalization/Filter

Mouth Eq. Ch.1:	HATS 1 (HMS II.3)

Analysis

Direction	Out 2 -> In 2		
Range start	13550.00 ms	Range length	200.00 ms
Number of seq.	10	Sequence length	400.00 ms
Use FIR Filter	Ch2	FIR filter	drp2ff_ieee1652
DRP/ERP Ch.1:	Off	DRP/ERP Ch.2:	Off
Frequency base	Transformation		
FFT size	9600	Overlap	0 %
Window function.	Hanning	Smooth	Off
dB weighting	A Weighting		
Stimulus min.	2785.0 Hz	Stimulus max.	3585.0 Hz
Analysis min.	20.0 Hz	Analysis max.	2780.0 Hz
Analysis (2) min.	3590.0 Hz	Analysis (2) max.	20000.0 Hz

Special Features

Compensate delay	160.7000 ms (D_RCV_NB, Delay (Cross))
Store to variable	RCVNB10_3150Hz

labCORE Settings

labCORE Serial	77000207	Nickname	
Firmware	3.4.17	Sync Source	Internal
Clock Pitch	0.00 ppm		

---

labCORE Routing

Out Channel 1 ->	Power Amp. (Slot 10) 1 -> HATS 1 (HMS II.3) Speaker
Out Channel 2 ->	VoIP 1 -> Radio Tester 1 (CMW500) RF In/Out
In Channel 1 <-	VoIP In/Out 1 <- Radio Tester 1 (CMW500) RF In/Out
In Channel 2 <-	BEQ Filter 1 R <- Mic Amp. (Slot 6) In 2 <- HATS 1 (HMS II.3) Mic. Right

---

Microphone Settings (Mic Amp. (Slot 6))

Channel In 1 Settings			
Range	114 dB[SPL] @ 12.5 mV/Pa	Highpass	20Hz
Polarisation Voltage	200V	Supply Voltage	±60V
Channel In 2 Settings			
Range	114 dB[SPL] @ 12.5 mV/Pa	Highpass	20Hz
Polarisation Voltage	200V	Supply Voltage	±60V
Channel In 3 Settings			
Range	114 dB[SPL] @ 12.5 mV/Pa	Highpass	Off
Polarisation Voltage	200V	Supply Voltage	±60V
Channel In 4 Settings			
Range	114 dB[SPL] @ 12.5 mV/Pa	Highpass	Off
Polarisation Voltage	200V	Supply Voltage	±60V

VoIP Settings (VoIP)

RTP Connection	Streaming	SIP Connection	Unavailable
SIP Reg. State	Unregistered	Jitterbuffer Length	140
Jitter Buffer Reset	On Playback	Enabled Codec	AMR-WB/16000/1
Packet Length	20	Encoder Parameter	

;;octet-align=0;default-local-mode=8;request-remote-mode=off

FMTP Parameter	octet-align=1;;octet-align=0		
Impairment Mode	Off	Impairment Type	Off

BEQ Settings (BEQ Filter 1)

Block mode	Bypass

Artificial Head Settings (HATS 1 (HMS II.3))

Ser. Nr.	12306613	Pinna Type	Type 3.3

HIB Settings

HIB Name	60020095	Serial	60020095
HIB Mode	Mobile Measurement	Impedance	32 Ohm
Gain out 1	-40.00 dB	Gain out 2	0.00 dB
Gain in 1	0.00 dB	Gain in 2	0.00 dB

Mic 1 Power Supply Off Mic 2 Power Supply Off

Report - Receive Distortion and Noise (Conversational Gain)

TIA-5050 (2018-01) \ Measurements \ Narrowband \ 5.2 Receive Distortion and Noise 2N

Region	Frequency	SDNR
1	400Hz	26.79 dB
2	500Hz	27.63 dB
3	630Hz	27.76 dB
4	800Hz	24.95 dB
5	1000Hz	23.74 dB
6	1250Hz	23.31 dB
7	1600Hz	24.73 dB
8	2000Hz	21.93 dB
9	2500Hz	25.46 dB
10	3150Hz	28.36 dB

All SDNRs were greater than 20.0 dB, requirement was met.
Smallest SDNR was 21.93dB at 2000Hz.

2024/3/1 16:23 ACQUA

5.3 Frequency Response 8N FF HANB

TIA-5050 (2018-01) \ Measurements \ Narrowband

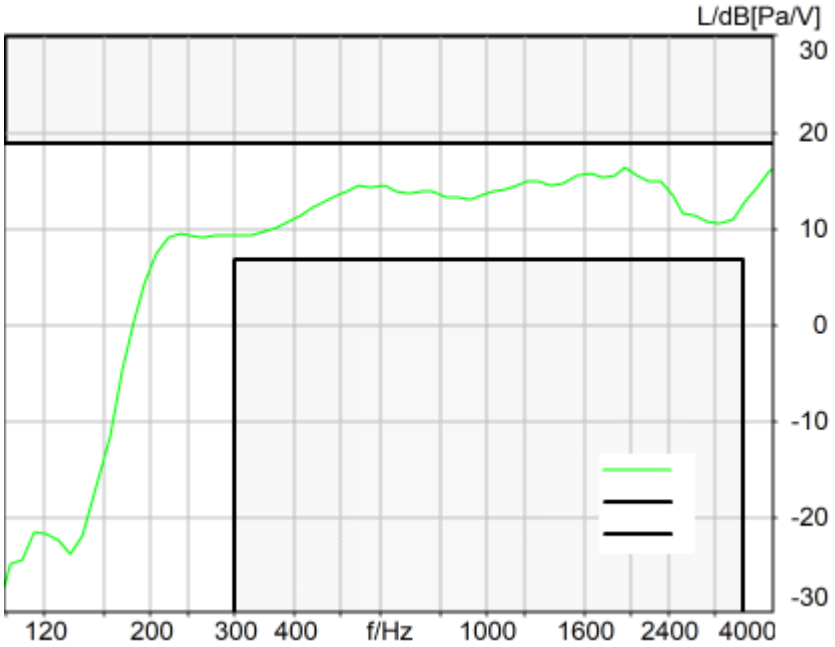

Absolute minimal distance
2.49 dB at 1948.0 Hz Ok

Ok

2024/3/1 16:16 ACQUA 5.1.200
Unmodified HEAD acoustics Measurement Descriptor

Limits

	lower
Run 1	Fit into tolerance

Meas. Setting off

Underlying Standard: TIA-5050 (2018-01)
Database Version: 40_HAC_Suite_Rev03

Source: respmaleieee269_nb_r16.dat
Level adj. Ch1 -90.0 dB Level adj. Ch2 -4.0 dB
NARROWBAND IEEE-269-2010 Real Speech Signal at Channel 2
Pause 0.5 s +
Real Speech (english, male speaker) 11.5 s, Active Speech Level: -16 dBm0, margin 15.9 dB +
Pause till end of file
Signal level (ch1): -16 dBm0 Active Speech Level, margin 15.9 dB

Signal taken from "IEEE_269-2010_Male_mono_48_kHz.wav"
Alteration:
0.2 s Pause added at the beginning of the file.
0.8 s Pause added at the and of the file.
filtered with 4.0 kHz low-pass filter
signal level changed

Calibration

Input ch.2: 0.49 dB 2023/11/1 (HATS 1 (HMS II.3))
Output ch.2: 0.00 dB 2023/6/27 (Radio Tester 1 (CMW500))

Output Equalization/Filter

Mouth Eq. Ch.1:	HATS 1 (HMS II.3)

Analysis

Direction	Out 2 -> In 2		
Range start	500.00 ms	Range length	11500.00 ms
Use FIR Filter	Ch2	FIR filter	drp2ff_ieee1652
DRP/ERP Ch.1:	Off	DRP/ERP Ch.2:	Off
Frequency base	12th octave	DIN Row	Row A
Method	FFT		
FFT size	4096	Overlap	75 %
Window function.	Hanning		
Reference file	r521_rcv_frq_spee269_hanb.fft		
Tol. scheme file	521_rcv_frq_man_hanb.tol	Min. freq. for tol.	100.0 Hz
Auto adjust	Centrate	Max. freq. for tol.	4000.0 Hz

Special Features

Compensate delay	160.7000 ms (D_RCV_NB, Delay (Cross))

labCORE Settings

labCORE Serial	77000207	Nickname	
Firmware	3.4.17	Sync Source	Internal
Clock Pitch	0.00 ppm		

---

labCORE Routing

Out Channel 1 ->	Power Amp. (Slot 10) 1 -> HATS 1 (HMS II.3) Speaker
Out Channel 2 ->	VoIP 1 -> Radio Tester 1 (CMW500) RF In/Out
In Channel 1 <-	VoIP In/Out 1 <- Radio Tester 1 (CMW500) RF In/Out
In Channel 2 <-	BEQ Filter 1 R <- Mic Amp. (Slot 6) In 2 <- HATS 1 (HMS II.3) Mic. Right

---

Microphone Settings (Mic Amp. (Slot 6))

Channel In 1 Settings			
Range	114 dB[SPL] @ 12.5 mV/Pa	Highpass	20Hz
Polarisation Voltage	200V	Supply Voltage	±60V
Channel In 2 Settings			
Range	114 dB[SPL] @ 12.5 mV/Pa	Highpass	20Hz
Polarisation Voltage	200V	Supply Voltage	±60V
Channel In 3 Settings			
Range	114 dB[SPL] @ 12.5 mV/Pa	Highpass	Off
Polarisation Voltage	200V	Supply Voltage	±60V
Channel In 4 Settings			
Range	114 dB[SPL] @ 12.5 mV/Pa	Highpass	Off
Polarisation Voltage	200V	Supply Voltage	±60V

VoIP Settings (VoIP)

RTP Connection	Streaming	SIP Connection	Unavailable
SIP Reg. State	Unregistered	Jitterbuffer Length	140
Jitter Buffer Reset	On Playback	Enabled Codec	AMR-WB/16000/1
Packet Length	20	Encoder Parameter	

;;octet-align=0;default-local-mode=8;request-remote-mode=off

FMTP Parameter	octet-align=1;;octet-align=0		
Impairment Mode	Off	Impairment Type	Off

BEQ Settings (BEQ Filter 1)

Block mode	Bypass

Artificial Head Settings (HATS 1 (HMS II.3))

Ser. Nr.	12306613	Pinna Type	Type 3.3

HIB Settings

HIB Name	60020095	Serial	60020095
HIB Mode	Mobile Measurement	Impedance	32 Ohm
Gain out 1	-40.00 dB	Gain out 2	0.00 dB

Gain in 1	0.00 dB	Gain in 2	0.00 dB
Mic 1 Power Supply	Off	Mic 2 Power Supply	Off

5.3 Frequency Response 8N DF HANB

TIA-5050 (2018-01) \ Measurements \ Narrowband

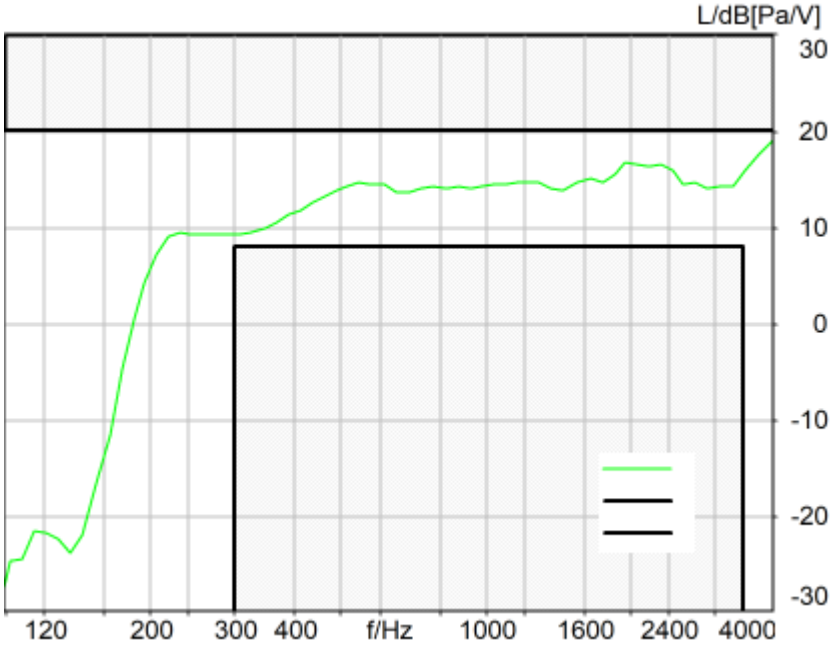

Absolute minimal distance
1.33 dB at 3882.4 Hz Ok

Ok

2024/3/1 16:16 ACQUA 5.1.200
Unmodified HEAD acoustics Measurement Descriptor

Limits

	lower
Run 1	Fit into tolerance

Meas. Setting off

Underlying Standard: TIA-5050 (2018-01)
Database Version: 40_HAC_Suite_Rev03

Source: respmaleieee269_nb_r16.dat
Level adj. Ch1 -90.0 dB Level adj. Ch2 -4.0 dB
NARROWBAND IEEE-269-2010 Real Speech Signal at Channel 2
Pause 0.5 s +
Real Speech (english, male speaker) 11.5 s, Active Speech Level: -16 dBm0, margin 15.9 dB +
Pause till end of file

Signal level (ch1): -16 dBm0 Active Speech Level, margin 15.9 dB

Signal taken from "IEEE_269-2010_Male_mono_48_kHz.wav"
Alteration:
0.2 s Pause added at the beginning of the file.
0.8 s Pause added at the and of the file.
filtered with 4.0 kHz low-pass filter
signal level changed

Calibration
Input ch.2: 0.49 dB 2023/11/1 (HATS 1 (HMS II.3))
Output ch.2: 0.00 dB 2023/6/27 (Radio Tester 1 (CMW500))

Output Equalization/Filter
Mouth Eq. Ch.1: HATS 1 (HMS II.3)

Analysis

Direction	Out 2 -> In 2		
Range start	500.00 ms	Range length	11500.00 ms
Use FIR Filter	Ch2	FIR filter	drp2df_ieee1652
DRP/ERP Ch.1:	Off	DRP/ERP Ch.2:	Off
Frequency base	12th octave	DIN Row	Row A
Method	FFT		
FFT size	4096	Overlap	75 %
Window function.	Hanning		
Reference file	r521_rcv_frq_spee269_hanb.fft		
Tol. scheme file	521_rcv_frq_man_hanb.tol	Min. freq. for tol.	100.0 Hz
Auto adjust	Centrate	Max. freq. for tol.	4000.0 Hz

Special Features
Compensate delay 160.7000 ms (D_RCV_NB, Delay (Cross))

labCORE Settings

labCORE Serial	77000207	Nickname	
Firmware	3.4.17	Sync Source	Internal
Clock Pitch	0.00 ppm		

---
labCORE Routing
Out Channel 1 -> Power Amp. (Slot 10) 1 -> HATS 1 (HMS II.3) Speaker
Out Channel 2 -> VoIP 1 -> Radio Tester 1 (CMW500) RF In/Out
In Channel 1 <- VoIP In/Out 1 <- Radio Tester 1 (CMW500) RF In/Out
In Channel 2 <- BEQ Filter 1 R <- Mic Amp. (Slot 6) In 2 <- HATS 1 (HMS II.3) Mic. Right
---
Microphone Settings (Mic Amp. (Slot 6))
Channel In 1 Settings

Range	114 dB[SPL] @ 12.5 mV/Pa	Highpass	20Hz
Polarisation Voltage	200V	Supply Voltage	±60V

Channel In 2 Settings

Range	114 dB[SPL] @ 12.5 mV/Pa	Highpass	20Hz
Polarisation Voltage	200V	Supply Voltage	±60V

Channel In 3 Settings

Range	114 dB[SPL] @ 12.5 mV/Pa	Highpass	Off
Polarisation Voltage	200V	Supply Voltage	±60V

Channel In 4 Settings

Range	114 dB[SPL] @ 12.5 mV/Pa	Highpass	Off
Polarisation Voltage	200V	Supply Voltage	±60V

VoIP Settings (VoIP)

RTP Connection	Streaming	SIP Connection	Unavailable
SIP Reg. State	Unregistered	Jitterbuffer Length	140
Jitter Buffer Reset	On Playback	Enabled Codec	AMR-WB/16000/1
Packet Length	20	Encoder Parameter	

;;octet-align=0;default-local-mode=8;request-remote-mode=off
FMTP Parameter octet-align=1;;octet-align=0

Impairment Mode	Off	Impairment Type	Off

BEQ Settings (BEQ Filter 1)
Block mode Bypass

Artificial Head Settings (HATS 1 (HMS II.3))

Ser. Nr.	12306613	Pinna Type	Type 3.3

HIB Settings

HIB Name	60020095	Serial	60020095
HIB Mode	Mobile Measurement	Impedance	32 Ohm
Gain out 1	-40.00 dB	Gain out 2	0.00 dB
Gain in 1	0.00 dB	Gain in 2	0.00 dB
Mic 1 Power Supply	Off	Mic 2 Power Supply	Off

5.3 Frequency Response 2N FF HANB

TIA-5050 (2018-01) \ Measurements \ Narrowband

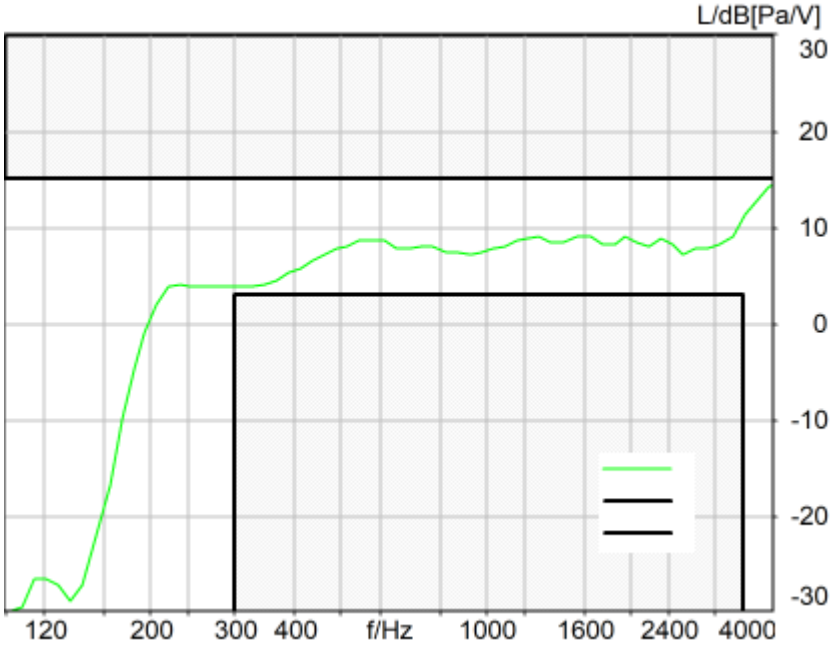

Absolute minimal distance
0.78 dB at 3882.4 Hz Ok

Ok

2024/3/1 16:23 ACQUA 5.1.200
Unmodified HEAD acoustics Measurement Descriptor

Limits

	lower
Run 1	Fit into tolerance

Meas. Setting off

Underlying Standard: TIA-5050 (2018-01)
Database Version: 40_HAC_Suite_Rev03

Source: respmaleieee269_nb_r16.dat

Level adj. Ch1	-90.0 dB	Level adj. Ch2	-4.0 dB

NARROWBAND IEEE-269-2010 Real Speech Signal at Channel 2
Pause 0.5 s +
Real Speech (english, male speaker) 11.5 s, Active Speech Level: -16 dBm0, margin 15.9 dB +
Pause till end of file
Signal level (ch1): -16 dBm0 Active Speech Level, margin 15.9 dB

Signal taken from "IEEE_269-2010_Male_mono_48_kHz.wav"
Alteration:
0.2 s Pause added at the beginning of the file.
0.8 s Pause added at the and of the file.
filtered with 4.0 kHz low-pass filter
signal level changed

Calibration
Input ch.2: 0.49 dB 2023/11/1 (HATS 1 (HMS II.3))
Output ch.2: 0.00 dB 2023/6/27 (Radio Tester 1 (CMW500))

Output Equalization/Filter
Mouth Eq. Ch.1: HATS 1 (HMS II.3)

Analysis

Direction	Out 2 -> In 2		
Range start	500.00 ms	Range length	11500.00 ms
Use FIR Filter	Ch2	FIR filter	drp2ff_ieee1652
DRP/ERP Ch.1:	Off	DRP/ERP Ch.2:	Off
Frequency base	12th octave	DIN Row	Row A
Method	FFT		
FFT size	4096	Overlap	75 %
Window function.	Hanning		
Reference file	r521_rcv_frq_spee269_hanb.fft		
Tol. scheme file	521_rcv_frq_man_hanb.tol	Min. freq. for tol.	100.0 Hz
Auto adjust	Centrate	Max. freq. for tol.	4000.0 Hz

Special Features
Compensate delay 160.7000 ms (D_RCV_NB, Delay (Cross))

labCORE Settings

labCORE Serial	77000207	Nickname	
Firmware	3.4.17	Sync Source	Internal
Clock Pitch	0.00 ppm		

---
labCORE Routing
Out Channel 1 -> Power Amp. (Slot 10) 1 -> HATS 1 (HMS II.3) Speaker
Out Channel 2 -> VoIP 1 -> Radio Tester 1 (CMW500) RF In/Out
In Channel 1 <- VoIP In/Out 1 <- Radio Tester 1 (CMW500) RF In/Out
In Channel 2 <- BEQ Filter 1 R <- Mic Amp. (Slot 6) In 2 <- HATS 1 (HMS II.3) Mic. Right
---
Microphone Settings (Mic Amp. (Slot 6))
Channel In 1 Settings

Range	114 dB[SPL] @ 12.5 mV/Pa	Highpass	20Hz
Polarisation Voltage	200V	Supply Voltage	±60V

Channel In 2 Settings

Range	114 dB[SPL] @ 12.5 mV/Pa	Highpass	20Hz
Polarisation Voltage	200V	Supply Voltage	±60V

Channel In 3 Settings

Range	114 dB[SPL] @ 12.5 mV/Pa	Highpass	Off
Polarisation Voltage	200V	Supply Voltage	±60V

Channel In 4 Settings

Range	114 dB[SPL] @ 12.5 mV/Pa	Highpass	Off

Polarisation Voltage 200V Supply Voltage ±60V

VoIP Settings (VoIP)

RTP Connection	Streaming	SIP Connection	Unavailable
SIP Reg. State	Unregistered	Jitterbuffer Length	140
Jitter Buffer Reset	On Playback	Enabled Codec	AMR-WB/16000/1
Packet Length	20	Encoder Parameter	

;;octet-align=0;default-local-mode=8;request-remote-mode=off

FMTP Parameter	octet-align=1;;octet-align=0		
Impairment Mode	Off	Impairment Type	Off

BEQ Settings (BEQ Filter 1)

Block mode	Bypass

Artificial Head Settings (HATS 1 (HMS II.3))

Ser. Nr.	12306613	Pinna Type	Type 3.3

HIB Settings

HIB Name	60020095	Serial	60020095
HIB Mode	Mobile Measurement	Impedance	32 Ohm
Gain out 1	-40.00 dB	Gain out 2	0.00 dB
Gain in 1	0.00 dB	Gain in 2	0.00 dB
Mic 1 Power Supply	Off	Mic 2 Power Supply	Off

5.3 Frequency Response 2N DF HANB

TIA-5050 (2018-01) \ Measurements \ Narrowband

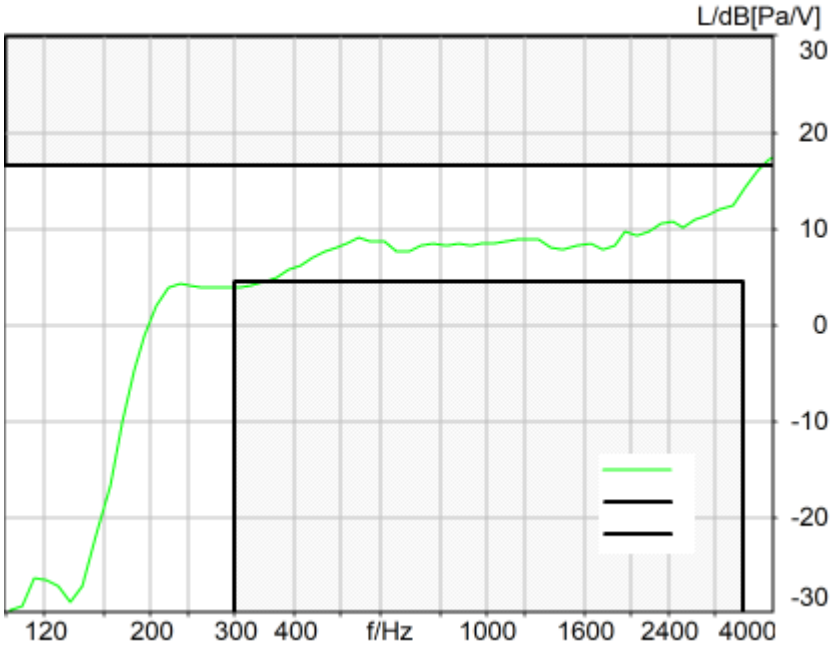

Absolute minimal distance
-0.57 dB at 3882.4 Hz Not Ok

Not Ok

2024/3/1 16:24 ACQUA 5.1.200

Unmodified HEAD acoustics Measurement Descriptor

Limits

	lower
Run 1	Fit into tolerance

Meas. Setting off

Underlying Standard: TIA-5050 (2018-01)
Database Version: 40_HAC_Suite_Rev03

Source: respmaleieee269_nb_r16.dat

Level adj. Ch1	-90.0 dB	Level adj. Ch2	-4.0 dB

NARROWBAND IEEE-269-2010 Real Speech Signal at Channel 2
Pause 0.5 s +
Real Speech (english, male speaker) 11.5 s, Active Speech Level: -16 dBm0, margin 15.9 dB +
Pause till end of file
Signal level (ch1): -16 dBm0 Active Speech Level, margin 15.9 dB

Signal taken from "IEEE_269-2010_Male_mono_48_kHz.wav"
Alteration:
0.2 s Pause added at the beginning of the file.
0.8 s Pause added at the and of the file.
filtered with 4.0 kHz low-pass filter
signal level changed

Calibration
Input ch.2: 0.49 dB 2023/11/1 (HATS 1 (HMS II.3))
Output ch.2: 0.00 dB 2023/6/27 (Radio Tester 1 (CMW500))

Output Equalization/Filter
Mouth Eq. Ch.1: HATS 1 (HMS II.3)

Analysis

Direction	Out 2 -> In 2		
Range start	500.00 ms	Range length	11500.00 ms
Use FIR Filter	Ch2	FIR filter	drp2df_ieee1652
DRP/ERP Ch.1:	Off	DRP/ERP Ch.2:	Off
Frequency base	12th octave	DIN Row	Row A
Method	FFT		
FFT size	4096	Overlap	75 %
Window function.	Hanning		
Reference file	r521_rcv_frq_spee269_hanb.fft		
Tol. scheme file	521_rcv_frq_man_hanb.tol	Min. freq. for tol.	100.0 Hz
Auto adjust	Centrate	Max. freq. for tol.	4000.0 Hz

Special Features
Compensate delay 160.7000 ms (D_RCV_NB, Delay (Cross))

labCORE Settings

labCORE Serial	77000207	Nickname	
Firmware	3.4.17	Sync Source	Internal
Clock Pitch	0.00 ppm		

---
labCORE Routing
Out Channel 1 -> Power Amp. (Slot 10) 1 -> HATS 1 (HMS II.3) Speaker
Out Channel 2 -> VoIP 1 -> Radio Tester 1 (CMW500) RF In/Out
In Channel 1 <- VoIP In/Out 1 <- Radio Tester 1 (CMW500) RF In/Out
In Channel 2 <- BEQ Filter 1 R <- Mic Amp. (Slot 6) In 2 <- HATS 1 (HMS II.3) Mic. Right
---
Microphone Settings (Mic Amp. (Slot 6))
Channel In 1 Settings

Range	114 dB[SPL] @ 12.5 mV/Pa	Highpass	20Hz
Polarisation Voltage	200V	Supply Voltage	±60V
Channel In 2 Settings			
Range	114 dB[SPL] @ 12.5 mV/Pa	Highpass	20Hz
Polarisation Voltage	200V	Supply Voltage	±60V
Channel In 3 Settings			
Range	114 dB[SPL] @ 12.5 mV/Pa	Highpass	Off
Polarisation Voltage	200V	Supply Voltage	±60V
Channel In 4 Settings			
Range	114 dB[SPL] @ 12.5 mV/Pa	Highpass	Off
Polarisation Voltage	200V	Supply Voltage	±60V

VoIP Settings (VoIP)

RTP Connection	Streaming	SIP Connection	Unavailable
SIP Reg. State	Unregistered	Jitterbuffer Length	140
Jitter Buffer Reset	On Playback	Enabled Codec	AMR-WB/16000/1
Packet Length	20	Encoder Parameter	

;;octet-align=0;default-local-mode=8;request-remote-mode=off

FMTP Parameter	octet-align=1;;octet-align=0		
Impairment Mode	Off	Impairment Type	Off

BEQ Settings (BEQ Filter 1)

Block mode	Bypass

Artificial Head Settings (HATS 1 (HMS II.3))

Ser. Nr.	12306613	Pinna Type	Type 3.3

HIB Settings

HIB Name	60020095	Serial	60020095
HIB Mode	Mobile Measurement	Impedance	32 Ohm
Gain out 1	-40.00 dB	Gain out 2	0.00 dB
Gain in 1	0.00 dB	Gain in 2	0.00 dB
Mic 1 Power Supply	Off	Mic 2 Power Supply	Off

Measurement Protocol

Measurement Object	C8 LTE Band 12_10QPSK_50RB_0_EVS WB 128kbps_CH23095
Description	C8

Project	TIA-5050 (2018-01)
Report Generation Date	2024/3/13 8:56
Responsible Person	audio

Status Overview

SMD	Status	Single Value Description	Single Value	Object
Overall Receive Delay WB	Done	Delay (Cross) [ms]	161.7	C8 LTE Band 12_10QPSK_50RB_0_EVS WB 128kbps_CH23095
5.1a Receive Volume Control Performance 8N WB	Ok	Corrected Speech Level [dB[SPL]]	13.81	C8 LTE Band 12_10QPSK_50RB_0_EVS WB 128kbps_CH23095
5.1b Receive Volume Control Performance 2N WB	Ok	Corrected Speech Level [dB[SPL]]	8.28	C8 LTE Band 12_10QPSK_50RB_0_EVS WB 128kbps_CH23095
5.2 RCV Distortion and Noise - 250 Hz WB	Ok	Distortion (Noise) [dB], 0.0 dB	26.77	C8 LTE Band 12_10QPSK_50RB_0_EVS WB 128kbps_CH23095
5.2 RCV Distortion and Noise - 315 Hz WB	Ok	Distortion (Noise) [dB], 0.0 dB	27.39	C8 LTE Band 12_10QPSK_50RB_0_EVS WB 128kbps_CH23095
5.2 RCV Distortion and Noise - 400 Hz WB	Ok	Distortion (Noise) [dB], 0.0 dB	26.67	C8 LTE Band 12_10QPSK_50RB_0_EVS WB 128kbps_CH23095
5.2 RCV Distortion and Noise - 500 Hz WB	Ok	Distortion (Noise) [dB], 0.0 dB	27.49	C8 LTE Band 12_10QPSK_50RB_0_EVS WB 128kbps_CH23095
5.2 RCV Distortion and Noise - 630 Hz WB	Ok	Distortion (Noise) [dB], 0.0 dB	27.87	C8 LTE Band 12_10QPSK_50RB_0_EVS WB 128kbps_CH23095
5.2 RCV Distortion and Noise - 800 Hz WB	Ok	Distortion (Noise) [dB], 0.0 dB	24.85	C8 LTE Band 12_10QPSK_50RB_0_EVS WB 128kbps_CH23095
5.2 RCV Distortion and Noise - 1000 Hz WB	Ok	Distortion (Noise) [dB], 0.0 dB	23.77	C8 LTE Band 12_10QPSK_50RB_0_EVS WB 128kbps_CH23095
5.2 RCV Distortion and Noise - 1250 Hz WB	Ok	Distortion (Noise) [dB], 0.0 dB	23.08	C8 LTE Band 12_10QPSK_50RB_0_EVS WB 128kbps_CH23095
5.2 RCV Distortion and Noise - 1600 Hz WB	Ok	Distortion (Noise) [dB], 0.0 dB	24.81	C8 LTE Band 12_10QPSK_50RB_0_EVS WB 128kbps_CH23095
5.2 RCV Distortion and Noise - 2000 Hz WB	Ok	Distortion (Noise) [dB], 0.0 dB	22.73	C8 LTE Band 12_10QPSK_50RB_0_EVS WB 128kbps_CH23095
5.2 RCV Distortion and Noise - 2500 Hz WB	Ok	Distortion (Noise) [dB], 0.0 dB	25.75	C8 LTE Band 12_10QPSK_50RB_0_EVS WB 128kbps_CH23095
5.2 RCV Distortion and Noise - 3150 Hz WB	Ok	Distortion (Noise) [dB], 0.0 dB	28.08	C8 LTE Band 12_10QPSK_50RB_0_EVS WB 128kbps_CH23095
5.2 RCV Distortion and Noise - 4000 Hz WB	Ok	Distortion (Noise) [dB], 0.0 dB	29.88	C8 LTE Band 12_10QPSK_50RB_0_EVS WB 128kbps_CH23095
5.2 RCV Distortion and	Ok	Distortion (Noise)	20.07	C8 LTE Band

Noise - 5000 Hz WB		[dB], 0.0 dB		12_10QPSK_50RB_0_EVS WB 128kbps_CH23095
Report - Receive Distortion and Noise (Conversational Gain)	Ok	Minimum SDNR [dB], (occured at 5000Hz)	20.07	C8 LTE Band 12_10QPSK_50RB_0_EVS WB 128kbps_CH23095
5.2 RCV Distortion and Noise - 250 Hz WB	Ok	Distortion (Noise) [dB], 0.0 dB	27.10	C8 LTE Band 12_10QPSK_50RB_0_EVS WB 128kbps_CH23095
5.2 RCV Distortion and Noise - 315 Hz WB	Ok	Distortion (Noise) [dB], 0.0 dB	27.68	C8 LTE Band 12_10QPSK_50RB_0_EVS WB 128kbps_CH23095
5.2 RCV Distortion and Noise - 400 Hz WB	Ok	Distortion (Noise) [dB], 0.0 dB	26.66	C8 LTE Band 12_10QPSK_50RB_0_EVS WB 128kbps_CH23095
5.2 RCV Distortion and Noise - 500 Hz WB	Ok	Distortion (Noise) [dB], 0.0 dB	27.89	C8 LTE Band 12_10QPSK_50RB_0_EVS WB 128kbps_CH23095
5.2 RCV Distortion and Noise - 630 Hz WB	Ok	Distortion (Noise) [dB], 0.0 dB	28.09	C8 LTE Band 12_10QPSK_50RB_0_EVS WB 128kbps_CH23095
5.2 RCV Distortion and Noise - 800 Hz WB	Ok	Distortion (Noise) [dB], 0.0 dB	24.82	C8 LTE Band 12_10QPSK_50RB_0_EVS WB 128kbps_CH23095
5.2 RCV Distortion and Noise - 1000 Hz WB	Ok	Distortion (Noise) [dB], 0.0 dB	23.74	C8 LTE Band 12_10QPSK_50RB_0_EVS WB 128kbps_CH23095
5.2 RCV Distortion and Noise - 1250 Hz WB	Ok	Distortion (Noise) [dB], 0.0 dB	23.16	C8 LTE Band 12_10QPSK_50RB_0_EVS WB 128kbps_CH23095
5.2 RCV Distortion and Noise - 1600 Hz WB	Ok	Distortion (Noise) [dB], 0.0 dB	24.74	C8 LTE Band 12_10QPSK_50RB_0_EVS WB 128kbps_CH23095
5.2 RCV Distortion and Noise - 2000 Hz WB	Ok	Distortion (Noise) [dB], 0.0 dB	21.96	C8 LTE Band 12_10QPSK_50RB_0_EVS WB 128kbps_CH23095
5.2 RCV Distortion and Noise - 2500 Hz WB	Ok	Distortion (Noise) [dB], 0.0 dB	25.38	C8 LTE Band 12_10QPSK_50RB_0_EVS WB 128kbps_CH23095
5.2 RCV Distortion and Noise - 3150 Hz WB	Ok	Distortion (Noise) [dB], 0.0 dB	28.41	C8 LTE Band 12_10QPSK_50RB_0_EVS WB 128kbps_CH23095
5.2 RCV Distortion and Noise - 4000 Hz WB	Ok	Distortion (Noise) [dB], 0.0 dB	30.01	C8 LTE Band 12_10QPSK_50RB_0_EVS WB 128kbps_CH23095
5.2 RCV Distortion and Noise - 5000 Hz WB	Ok	Distortion (Noise) [dB], 0.0 dB	20.86	C8 LTE Band 12_10QPSK_50RB_0_EVS WB 128kbps_CH23095
Report - Receive Distortion and Noise (Conversational Gain)	Ok	Minimum SDNR [dB], (occured at 5000Hz)	20.86	C8 LTE Band 12_10QPSK_50RB_0_EVS WB 128kbps_CH23095
5.3 Frequency Response 8N FF	Ok	Min. dist. to tolerance scheme [dB], 4870.0 Hz	1.96	C8 LTE Band 12_10QPSK_50RB_0_EVS WB 128kbps_CH23095
5.3 Frequency Response 8N	Ok	Min. dist. to tolerance	1.03	C8 LTE Band

DF		scheme [dB], 4870.0 Hz		12_10QPSK_50RB_0_EVS WB 128kbps_CH23095
5.3 Frequency Response 2N FF	Ok	Min. dist. to tolerance scheme [dB], 4870.0 Hz	0.46	C8 LTE Band 12_10QPSK_50RB_0_EVS WB 128kbps_CH23095
5.3 Frequency Response 2N DF	Not Ok	Min. dist. to tolerance scheme [dB], 4870.0 Hz	-0.48	C8 LTE Band 12_10QPSK_50RB_0_EVS WB 128kbps_CH23095

Overall Receive Delay WB 6
5.1a Receive Volume Control Performance 8N WB 7
5.1b Receive Volume Control Performance 2N WB 9
5.2 RCV Distortion and Noise - 250 Hz WB 11
5.2 RCV Distortion and Noise - 315 Hz WB 13
5.2 RCV Distortion and Noise - 400 Hz WB 15
5.2 RCV Distortion and Noise - 500 Hz WB 17
5.2 RCV Distortion and Noise - 630 Hz WB 19
5.2 RCV Distortion and Noise - 800 Hz WB 21
5.2 RCV Distortion and Noise - 1000 Hz WB 23
5.2 RCV Distortion and Noise - 1250 Hz WB 25
5.2 RCV Distortion and Noise - 1600 Hz WB 27
5.2 RCV Distortion and Noise - 2000 Hz WB 29
5.2 RCV Distortion and Noise - 2500 Hz WB 31
5.2 RCV Distortion and Noise - 3150 Hz WB 33
5.2 RCV Distortion and Noise - 4000 Hz WB 35
5.2 RCV Distortion and Noise - 5000 Hz WB 37
Report - Receive Distortion and Noise (Conversational Gain) 39
5.2 RCV Distortion and Noise - 250 Hz WB 40
5.2 RCV Distortion and Noise - 315 Hz WB 42
5.2 RCV Distortion and Noise - 400 Hz WB 44
5.2 RCV Distortion and Noise - 500 Hz WB 46
5.2 RCV Distortion and Noise - 630 Hz WB 48
5.2 RCV Distortion and Noise - 800 Hz WB 50
5.2 RCV Distortion and Noise - 1000 Hz WB 52
5.2 RCV Distortion and Noise - 1250 Hz WB 54
5.2 RCV Distortion and Noise - 1600 Hz WB 56
5.2 RCV Distortion and Noise - 2000 Hz WB 58
5.2 RCV Distortion and Noise - 2500 Hz WB 60
5.2 RCV Distortion and Noise - 3150 Hz WB 62
5.2 RCV Distortion and Noise - 4000 Hz WB 64
5.2 RCV Distortion and Noise - 5000 Hz WB 66
Report - Receive Distortion and Noise (Conversational Gain) 68
5.3 Frequency Response 8N FF 69
5.3 Frequency Response 8N DF 71
5.3 Frequency Response 2N FF 73
5.3 Frequency Response 2N DF 75

Overall Receive Delay WB

TIA-5050 (2018-01) \ Measurements \ Wideband \ Preparation - Delay measurement

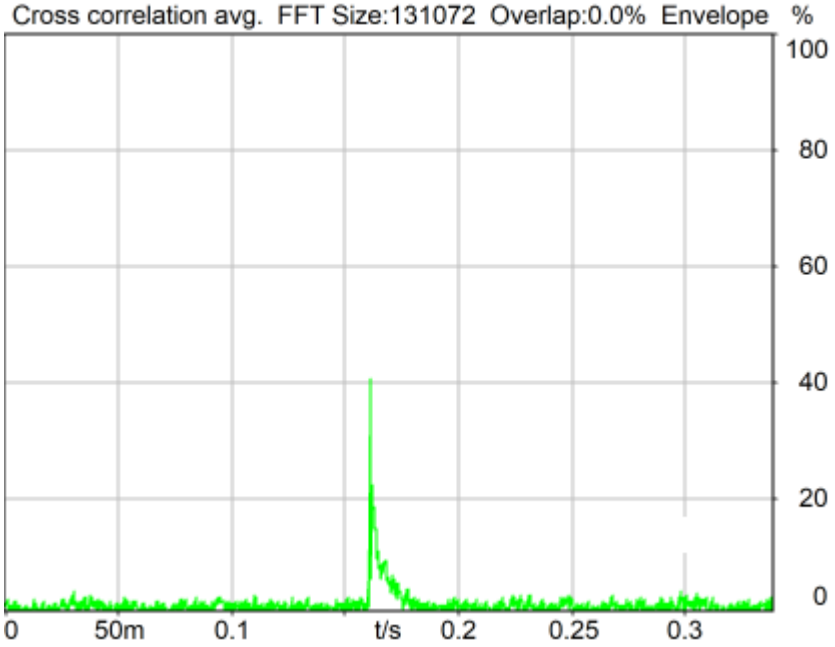

Delay (Cross): 161.7 ms

2024/3/1 16:27 ACQUA 5.1.200

Unmodified HEAD acoustics Measurement Descriptor

Meas. Setting off

Underlying Standard: TIA-5050 (2018-01)
Database Version: 40_HAC_Suite_Rev03

Source: csswb1b_r1s.dat
WIDEBAND Composite Source Signal RCV P.501 (1 bursts) at Channel 2
Pause 0.5 s +
voiced signal + 8000 Hz band limited random noise 1.0 s +
Pause till end of file
Signal level (ch2): -14.7 dBm0 (corresponds to approx. -16.0 dBm0 for a 350 ms CSS considering 101 ms Pause) from 0.5s to 1.544s for 4-k FFT, Hanning window,
75 % overlap in frequency range of 100 to 8000 Hz

Calibration
Input ch.2: 0.49 dB 2023/11/1 (HATS 1 (HMS II.3))
Output ch.1: 0.00 dB
Output ch.2: 0.00 dB 2023/6/27 (Radio Tester 1 (CMW500))

Output Equalization/Filter
Mouth Eq. Ch.1: HATS 1 (HMS II.3)

Analysis

Range start	550.00 ms	Range length	1950.00 ms
DRP/ERP Ch.1:	Off	DRP/ERP Ch.2:	Off
Frequency base	Transformation		
FFT size	131072	Overlap	0 %
Window function.	Hanning	Smooth	Off
Delayed channel	None		
Valid range start	-1228.79 ms	Valid range end	1228.81 ms

Special Features

Show source signal	Source ch.2	Store to variable	D_RCV_WB

labCORE Settings

labCORE Serial	77000207	Nickname	
Firmware	3.4.17	Sync Source	Internal
Clock Pitch	0.00 ppm		

---

labCORE Routing

Out Channel 1 ->	Power Amp. (Slot 10) 1 -> HATS 1 (HMS II.3) Speaker
Out Channel 2 ->	VoIP 1 -> Radio Tester 1 (CMW500) RF In/Out
In Channel 1 <-	VoIP In/Out 1 <- Radio Tester 1 (CMW500) RF In/Out
In Channel 2 <-	BEQ Filter 1 R <- Mic Amp. (Slot 6) In 2 <- HATS 1 (HMS II.3) Mic. Right

---

Microphone Settings (Mic Amp. (Slot 6))

Channel In 1 Settings			
Range	114 dB[SPL] @ 12.5 mV/Pa	Highpass	20Hz
Polarisation Voltage	200V	Supply Voltage	±60V
Channel In 2 Settings			
Range	114 dB[SPL] @ 12.5 mV/Pa	Highpass	20Hz
Polarisation Voltage	200V	Supply Voltage	±60V
Channel In 3 Settings			
Range	114 dB[SPL] @ 12.5 mV/Pa	Highpass	Off
Polarisation Voltage	200V	Supply Voltage	±60V
Channel In 4 Settings			
Range	114 dB[SPL] @ 12.5 mV/Pa	Highpass	Off
Polarisation Voltage	200V	Supply Voltage	±60V

VoIP Settings (VoIP)

RTP Connection	Streaming	SIP Connection	Unavailable
SIP Reg. State	Unregistered	Jitterbuffer Length	140
Jitter Buffer Reset	On Playback	Enabled Codec	AMR-WB/16000/1
Packet Length	20	Encoder Parameter	

;;octet-align=0;default-local-mode=8;request-remote-mode=off

FMTP Parameter	octet-align=1;;octet-align=0		
Impairment Mode	Off	Impairment Type	Off

BEQ Settings (BEQ Filter 1)

Block mode	Bypass

Artificial Head Settings (HATS 1 (HMS II.3))

Ser. Nr.	12306613	Pinna Type	Type 3.3

HIB Settings

HIB Name	60020095	Serial	60020095
HIB Mode	Mobile Measurement	Impedance	32 Ohm
Gain out 1	-40.00 dB	Gain out 2	0.00 dB
Gain in 1	0.00 dB	Gain in 2	0.00 dB
Mic 1 Power Supply	Off	Mic 2 Power Supply	Off

5.1a Receive Volume Control Performance 8N WB

TIA-5050 (2018-01) \ Measurements \ Wideband

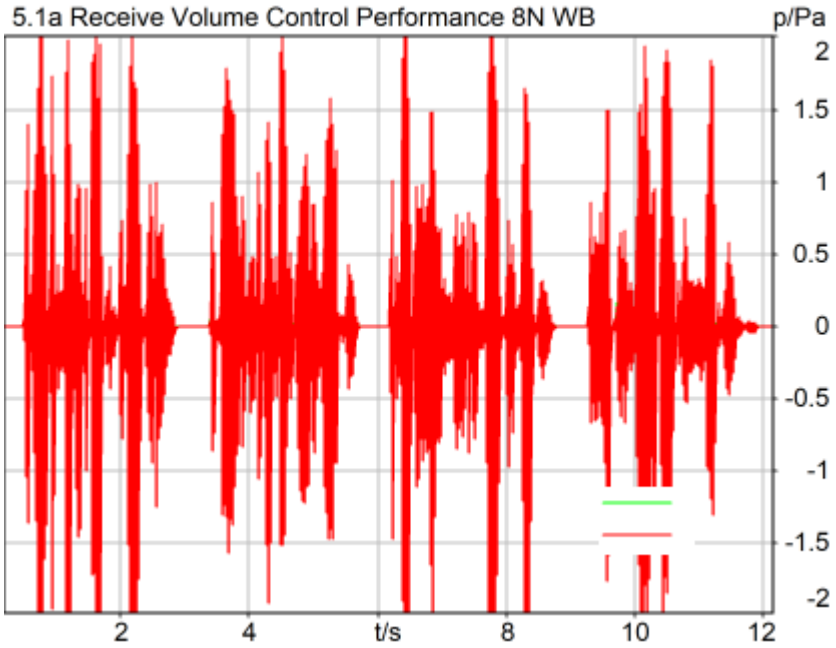

Correction

X - 70

Speech Level RCV: 83.81 dB[SPL], Act.: 83.43%
Corrected Speech Level: 13.81 dB[SPL] Ok

Ok

2024/3/1 16:27 ACQUA 5.1.200

Limits

	lower
Run 1	6.00 dB20uPa

Meas. Setting off

Underlying Standard: TIA-5050 (2018-01)
Database Version: 40_HAC_Suite_Rev03

Calibration
Input ch.2: 0.49 dB 2023/11/1 (HATS 1 (HMS II.3))
Output ch.2: 0.00 dB 2023/6/27 (Radio Tester 1 (CMW500))

Output Equalization/Filter
Mouth Eq. Ch.1: HATS 1 (HMS II.3)

Analysis

Direction	Out 2 -> In 2		
Range start	200.00 ms	Range length	12000.00 ms
Use FIR Filter	Ch2	FIR filter	drp2ff_ieee1652

Bandpass filter	Super Wideband	Margin (15.9dB nom)	
15.90 dB			

Special Features

Show source signal	Source ch.2
Compensate delay	161.7000 ms (D_RCV_WB, Delay (Cross))

labCORE Settings

labCORE Serial	77000207	Nickname	
Firmware	3.4.17	Sync Source	Internal
Clock Pitch	0.00 ppm		

---

labCORE Routing

Out Channel 1 ->	Power Amp. (Slot 10) 1 -> HATS 1 (HMS II.3) Speaker
Out Channel 2 ->	VoIP 1 -> Radio Tester 1 (CMW500) RF In/Out
In Channel 1 <-	VoIP In/Out 1 <- Radio Tester 1 (CMW500) RF In/Out
In Channel 2 <-	BEQ Filter 1 R <- Mic Amp. (Slot 6) In 2 <- HATS 1 (HMS II.3) Mic. Right

---

Microphone Settings (Mic Amp. (Slot 6))

Channel In 1 Settings			
Range	114 dB[SPL] @ 12.5 mV/Pa	Highpass	20Hz
Polarisation Voltage	200V	Supply Voltage	±60V
Channel In 2 Settings			
Range	114 dB[SPL] @ 12.5 mV/Pa	Highpass	20Hz
Polarisation Voltage	200V	Supply Voltage	±60V
Channel In 3 Settings			
Range	114 dB[SPL] @ 12.5 mV/Pa	Highpass	Off
Polarisation Voltage	200V	Supply Voltage	±60V
Channel In 4 Settings			
Range	114 dB[SPL] @ 12.5 mV/Pa	Highpass	Off
Polarisation Voltage	200V	Supply Voltage	±60V

VoIP Settings (VoIP)

RTP Connection	Streaming	SIP Connection	Unavailable
SIP Reg. State	Unregistered	Jitterbuffer Length	140
Jitter Buffer Reset	On Playback	Enabled Codec	AMR-WB/16000/1
Packet Length	20	Encoder Parameter	

;;octet-align=0;default-local-mode=8;request-remote-mode=off

FMTP Parameter	octet-align=1;;octet-align=0		
Impairment Mode	Off	Impairment Type	Off

BEQ Settings (BEQ Filter 1)

Block mode	Bypass

Artificial Head Settings (HATS 1 (HMS II.3))

Ser. Nr.	12306613	Pinna Type	Type 3.3

HIB Settings

HIB Name	60020095	Serial	60020095
HIB Mode	Mobile Measurement	Impedance	32 Ohm
Gain out 1	-40.00 dB	Gain out 2	0.00 dB
Gain in 1	0.00 dB	Gain in 2	0.00 dB
Mic 1 Power Supply	Off	Mic 2 Power Supply	Off

5.1b Receive Volume Control Performance 2N WB

TIA-5050 (2018-01) \ Measurements \ Wideband

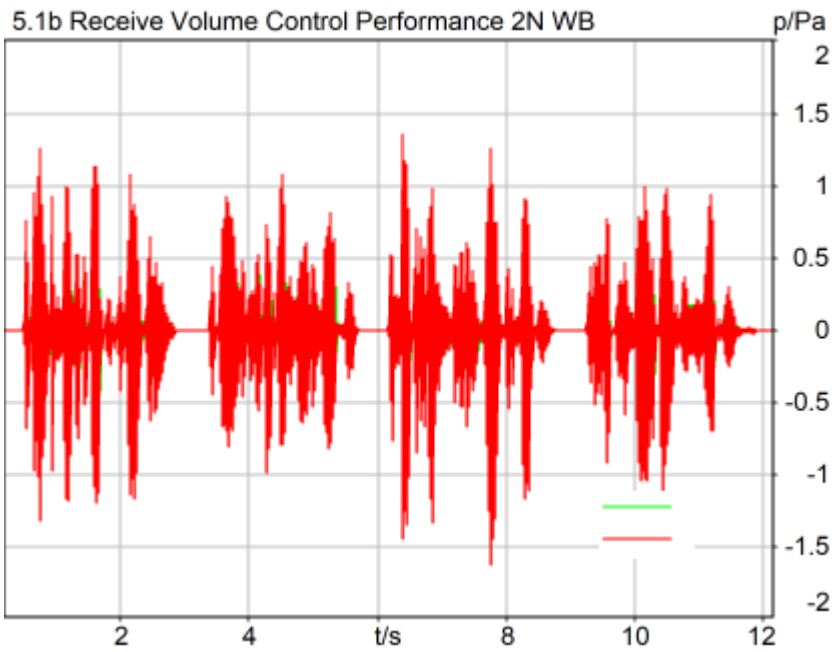

Correction

X - 70

Speech Level RCV: 78.28 dB[SPL], Act.: 83.98%
Corrected Speech Level: 8.28 dB[SPL] Ok

Ok

2024/3/1 16:41 ACQUA 5.1.200

Limits

	lower
Run 1	6.00 dB20uPa

Meas. Setting off

Underlying Standard: TIA-5050 (2018-01)
Database Version: 40_HAC_Suite_Rev03

Calibration
Input ch.2: 0.49 dB 2023/11/1 (HATS 1 (HMS II.3))
Output ch.2: 0.00 dB 2023/6/27 (Radio Tester 1 (CMW500))

Output Equalization/Filter
Mouth Eq. Ch.1: HATS 1 (HMS II.3)

Analysis

Direction	Out 2 -> In 2		
Range start	200.00 ms	Range length	12000.00 ms
Use FIR Filter	Ch2	FIR filter	drp2ff_ieee1652
Bandpass filter	Super Wideband	Margin (15.9dB nom)	

15.90 dB

Special Features
Show source signal Source ch.2
Compensate delay 161.7000 ms (D_RCV_WB, Delay (Cross))

labCORE Settings

labCORE Serial	77000207	Nickname	
Firmware	3.4.17	Sync Source	Internal
Clock Pitch	0.00 ppm		

---
labCORE Routing
Out Channel 1 -> Power Amp. (Slot 10) 1 -> HATS 1 (HMS II.3) Speaker
Out Channel 2 -> VoIP 1 -> Radio Tester 1 (CMW500) RF In/Out
In Channel 1 <- VoIP In/Out 1 <- Radio Tester 1 (CMW500) RF In/Out
In Channel 2 <- BEQ Filter 1 R <- Mic Amp. (Slot 6) In 2 <- HATS 1 (HMS II.3) Mic. Right
---
Microphone Settings (Mic Amp. (Slot 6))
Channel In 1 Settings

Range	114 dB[SPL] @ 12.5 mV/Pa	Highpass	20Hz
Polarisation Voltage	200V	Supply Voltage	±60V

Channel In 2 Settings

Range	114 dB[SPL] @ 12.5 mV/Pa	Highpass	20Hz
Polarisation Voltage	200V	Supply Voltage	±60V

Channel In 3 Settings

Range	114 dB[SPL] @ 12.5 mV/Pa	Highpass	Off
Polarisation Voltage	200V	Supply Voltage	±60V

Channel In 4 Settings

Range	114 dB[SPL] @ 12.5 mV/Pa	Highpass	Off
Polarisation Voltage	200V	Supply Voltage	±60V

VoIP Settings (VoIP)

RTP Connection	Streaming	SIP Connection	Unavailable
SIP Reg. State	Unregistered	Jitterbuffer Length	140
Jitter Buffer Reset	On Playback	Enabled Codec	AMR-WB/16000/1
Packet Length	20	Encoder Parameter	

;;octet-align=0;default-local-mode=8;request-remote-mode=off
FMTP Parameter octet-align=1;;octet-align=0

Impairment Mode	Off	Impairment Type	Off

BEQ Settings (BEQ Filter 1)
Block mode Bypass

Artificial Head Settings (HATS 1 (HMS II.3))

Ser. Nr.	12306613	Pinna Type	Type 3.3

HIB Settings

HIB Name	60020095	Serial	60020095
HIB Mode	Mobile Measurement	Impedance	32 Ohm
Gain out 1	-40.00 dB	Gain out 2	0.00 dB
Gain in 1	0.00 dB	Gain in 2	0.00 dB
Mic 1 Power Supply	Off	Mic 2 Power Supply	Off

5.2 RCV Distortion and Noise - 250 Hz WB

TIA-5050 (2018-01) \ Measurements \ Wideband \ 5.2 Receive Distortion and Noise 8N

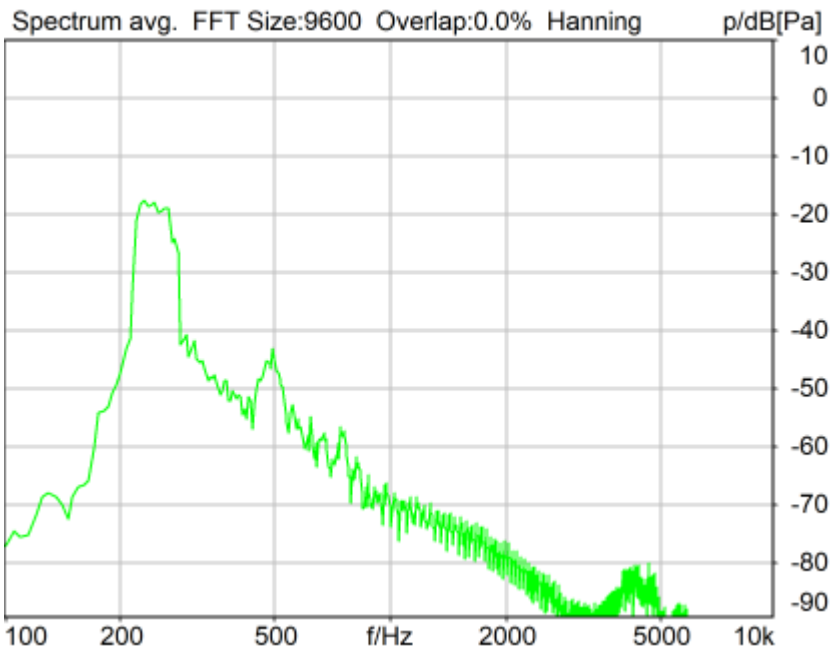

Distortion (Noise) RCV (packed): 26.77 dB (4.59%) Ok

Ok

2024/3/1 16:27 ACQUA 5.1.200
Unmodified HEAD acoustics Measurement Descriptor

Limits

	lower
Run 1	20.00 dB

Meas. Setting off

Underlying Standard: TIA-5050 (2018-01)
Database Version: 40_HAC_Suite_Rev03

Source: act_rpn_b250ms_250hz_sr20dbm0_v02.dat.dat
Level adj. Ch1 -90.0 dB

Calibration
Input ch.2: 0.49 dB 2023/11/1 (HATS 1 (HMS II.3))
Output ch.2: 0.00 dB 2023/6/27 (Radio Tester 1 (CMW500))

Output Equalization/Filter
Mouth Eq. Ch.1: HATS 1 (HMS II.3)

Analysis

Direction	Out 2 -> In 2		
Range start	13550.00 ms	Range length	200.00 ms
Number of seq.	10	Sequence length	400.00 ms
Use FIR Filter	Ch2	FIR filter	drp2ff_ieee1652
DRP/ERP Ch.1:	Off	DRP/ERP Ch.2:	Off
Frequency base	Transformation		
FFT size	9600	Overlap	0 %

Window function.	Hanning	Smooth	Off
dB weighting	A Weighting		
Stimulus min.	190.0 Hz	Stimulus max.	315.0 Hz
Analysis min.	20.0 Hz	Analysis max.	185.0 Hz
Analysis (2) min.	320.0 Hz	Analysis (2) max.	20000.0 Hz

Special Features

Compensate delay	161.7000 ms (D_RCV_WB, Delay (Cross))
Store to variable	RCVWB10_250Hz

labCORE Settings

labCORE Serial	77000207	Nickname	
Firmware	3.4.17	Sync Source	Internal
Clock Pitch	0.00 ppm		

---

labCORE Routing

Out Channel 1 ->	Power Amp. (Slot 10) 1 -> HATS 1 (HMS II.3) Speaker
Out Channel 2 ->	VoIP 1 -> Radio Tester 1 (CMW500) RF In/Out
In Channel 1 <-	VoIP In/Out 1 <- Radio Tester 1 (CMW500) RF In/Out
In Channel 2 <-	BEQ Filter 1 R <- Mic Amp. (Slot 6) In 2 <- HATS 1 (HMS II.3) Mic. Right

---

Microphone Settings (Mic Amp. (Slot 6))

Channel In 1 Settings			
Range	114 dB[SPL] @ 12.5 mV/Pa	Highpass	20Hz
Polarisation Voltage	200V	Supply Voltage	±60V
Channel In 2 Settings			
Range	114 dB[SPL] @ 12.5 mV/Pa	Highpass	20Hz
Polarisation Voltage	200V	Supply Voltage	±60V
Channel In 3 Settings			
Range	114 dB[SPL] @ 12.5 mV/Pa	Highpass	Off
Polarisation Voltage	200V	Supply Voltage	±60V
Channel In 4 Settings			
Range	114 dB[SPL] @ 12.5 mV/Pa	Highpass	Off
Polarisation Voltage	200V	Supply Voltage	±60V

VoIP Settings (VoIP)

RTP Connection	Streaming	SIP Connection	Unavailable
SIP Reg. State	Unregistered	Jitterbuffer Length	140
Jitter Buffer Reset	On Playback	Enabled Codec	AMR-WB/16000/1
Packet Length	20	Encoder Parameter	

;;octet-align=0;default-local-mode=8;request-remote-mode=off

FMTP Parameter	octet-align=1;;octet-align=0		
Impairment Mode	Off	Impairment Type	Off

BEQ Settings (BEQ Filter 1)

Block mode	Bypass

Artificial Head Settings (HATS 1 (HMS II.3))

Ser. Nr.	12306613	Pinna Type	Type 3.3

HIB Settings

HIB Name	60020095	Serial	60020095
HIB Mode	Mobile Measurement	Impedance	32 Ohm
Gain out 1	-40.00 dB	Gain out 2	0.00 dB
Gain in 1	0.00 dB	Gain in 2	0.00 dB
Mic 1 Power Supply	Off	Mic 2 Power Supply	Off

5.2 RCV Distortion and Noise - 315 Hz WB

TIA-5050 (2018-01) \ Measurements \ Wideband \ 5.2 Receive Distortion and Noise 8N

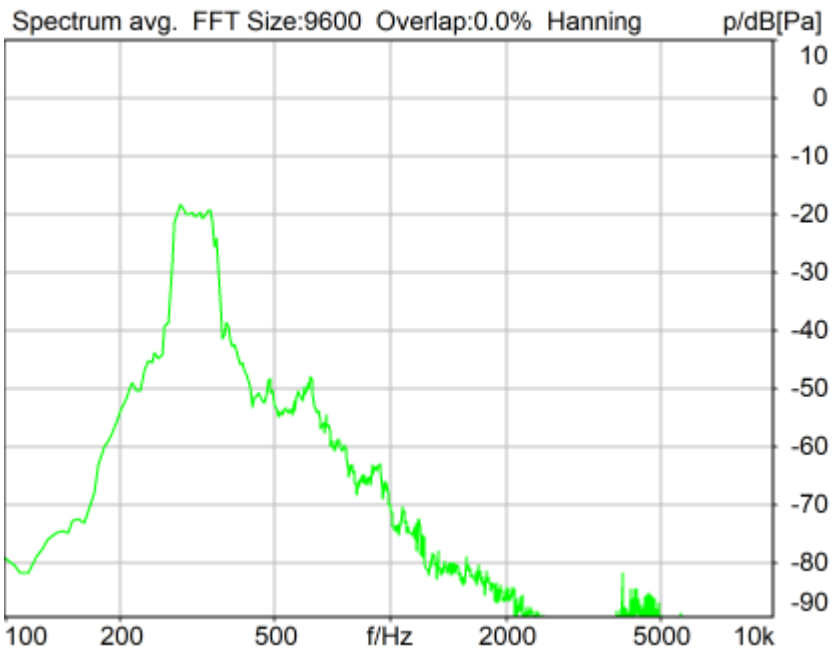

Distortion (Noise) RCV (packed): 27.39 dB (4.27%) Ok

Ok

2024/3/1 16:28 ACQUA 5.1.200
Unmodified HEAD acoustics Measurement Descriptor

Limits

	lower
Run 1	20.00 dB

Meas. Setting off

Underlying Standard: TIA-5050 (2018-01)
Database Version: 40_HAC_Suite_Rev03

Source: act_rpn_b250ms_315hz_sr20dbm0_v02.dat
Level adj. Ch1 -90.0 dB

Calibration
Input ch.2: 0.49 dB 2023/11/1 (HATS 1 (HMS II.3))
Output ch.2: 0.00 dB 2023/6/27 (Radio Tester 1 (CMW500))

Output Equalization/Filter
Mouth Eq. Ch.1: HATS 1 (HMS II.3)

Analysis

Direction	Out 2 -> In 2		
Range start	13550.00 ms	Range length	200.00 ms
Number of seq.	10	Sequence length	400.00 ms
Use FIR Filter	Ch2	FIR filter	drp2ff_ieee1652
DRP/ERP Ch.1:	Off	DRP/ERP Ch.2:	Off
Frequency base	Transformation		
FFT size	9600	Overlap	0 %

Window function.	Hanning	Smooth	Off
dB weighting	A Weighting		
Stimulus min.	245.0 Hz	Stimulus max.	390.0 Hz
Analysis min.	20.0 Hz	Analysis max.	240.0 Hz
Analysis (2) min.	395.0 Hz	Analysis (2) max.	20000.0 Hz

Special Features

Compensate delay	161.7000 ms (D_RCV_WB, Delay (Cross))
Store to variable	RCVWB10_315Hz

labCORE Settings

labCORE Serial	77000207	Nickname	
Firmware	3.4.17	Sync Source	Internal
Clock Pitch	0.00 ppm		

---

labCORE Routing

Out Channel 1 ->	Power Amp. (Slot 10) 1 -> HATS 1 (HMS II.3) Speaker
Out Channel 2 ->	VoIP 1 -> Radio Tester 1 (CMW500) RF In/Out
In Channel 1 <-	VoIP In/Out 1 <- Radio Tester 1 (CMW500) RF In/Out
In Channel 2 <-	BEQ Filter 1 R <- Mic Amp. (Slot 6) In 2 <- HATS 1 (HMS II.3) Mic. Right

---

Microphone Settings (Mic Amp. (Slot 6))

Channel In 1 Settings			
Range	114 dB[SPL] @ 12.5 mV/Pa	Highpass	20Hz
Polarisation Voltage	200V	Supply Voltage	±60V
Channel In 2 Settings			
Range	114 dB[SPL] @ 12.5 mV/Pa	Highpass	20Hz
Polarisation Voltage	200V	Supply Voltage	±60V
Channel In 3 Settings			
Range	114 dB[SPL] @ 12.5 mV/Pa	Highpass	Off
Polarisation Voltage	200V	Supply Voltage	±60V
Channel In 4 Settings			
Range	114 dB[SPL] @ 12.5 mV/Pa	Highpass	Off
Polarisation Voltage	200V	Supply Voltage	±60V

VoIP Settings (VoIP)

RTP Connection	Streaming	SIP Connection	Unavailable
SIP Reg. State	Unregistered	Jitterbuffer Length	140
Jitter Buffer Reset	On Playback	Enabled Codec	AMR-WB/16000/1
Packet Length	20	Encoder Parameter	

;;octet-align=0;default-local-mode=8;request-remote-mode=off

FMTP Parameter	octet-align=1;;octet-align=0		
Impairment Mode	Off	Impairment Type	Off

BEQ Settings (BEQ Filter 1)

Block mode	Bypass

Artificial Head Settings (HATS 1 (HMS II.3))

Ser. Nr.	12306613	Pinna Type	Type 3.3

HIB Settings

HIB Name	60020095	Serial	60020095
HIB Mode	Mobile Measurement	Impedance	32 Ohm
Gain out 1	-40.00 dB	Gain out 2	0.00 dB
Gain in 1	0.00 dB	Gain in 2	0.00 dB
Mic 1 Power Supply	Off	Mic 2 Power Supply	Off

5.2 RCV Distortion and Noise - 400 Hz WB

TIA-5050 (2018-01) \ Measurements \ Wideband \ 5.2 Receive Distortion and Noise 8N

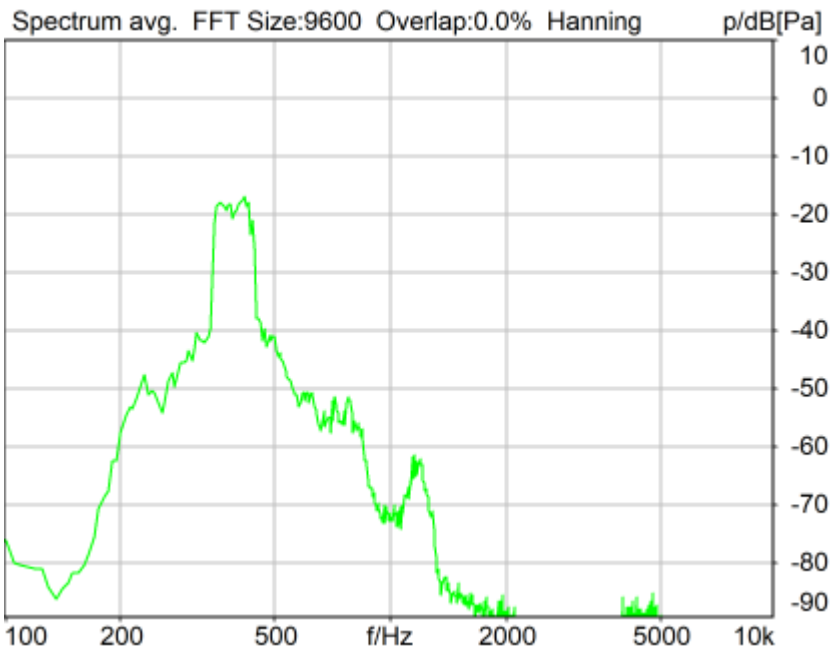

Distortion (Noise) RCV (packed): 26.67 dB (4.64%) Ok

Ok

2024/3/1 16:28 ACQUA 5.1.200
Unmodified HEAD acoustics Measurement Descriptor

Limits

	lower
Run 1	20.00 dB

Meas. Setting off

Underlying Standard: TIA-5050 (2018-01)
Database Version: 40_HAC_Suite_Rev03

Source: act_rpn_b250ms_400hz_sr20dbm0_v02.dat
Level adj. Ch1 -90.0 dB

Calibration
Input ch.2: 0.49 dB 2023/11/1 (HATS 1 (HMS II.3))
Output ch.2: 0.00 dB 2023/6/27 (Radio Tester 1 (CMW500))

Output Equalization/Filter
Mouth Eq. Ch.1: HATS 1 (HMS II.3)

Analysis

Direction	Out 2 -> In 2		
Range start	13550.00 ms	Range length	200.00 ms
Number of seq.	10	Sequence length	400.00 ms
Use FIR Filter	Ch2	FIR filter	drp2ff_ieee1652
DRP/ERP Ch.1:	Off	DRP/ERP Ch.2:	Off
Frequency base	Transformation		
FFT size	9600	Overlap	0 %

Window function.	Hanning	Smooth	Off
dB weighting	A Weighting		
Stimulus min.	320.0 Hz	Stimulus max.	480.0 Hz
Analysis min.	20.0 Hz	Analysis max.	315.0 Hz
Analysis (2) min.	485.0 Hz	Analysis (2) max.	20000.0 Hz

Special Features

Compensate delay	161.7000 ms (D_RCV_WB, Delay (Cross))
Store to variable	RCVWB10_400Hz

labCORE Settings

labCORE Serial	77000207	Nickname	
Firmware	3.4.17	Sync Source	Internal
Clock Pitch	0.00 ppm		

---

labCORE Routing

Out Channel 1 ->	Power Amp. (Slot 10) 1 -> HATS 1 (HMS II.3) Speaker
Out Channel 2 ->	VoIP 1 -> Radio Tester 1 (CMW500) RF In/Out
In Channel 1 <-	VoIP In/Out 1 <- Radio Tester 1 (CMW500) RF In/Out
In Channel 2 <-	BEQ Filter 1 R <- Mic Amp. (Slot 6) In 2 <- HATS 1 (HMS II.3) Mic. Right

---

Microphone Settings (Mic Amp. (Slot 6))

Channel In 1 Settings			
Range	114 dB[SPL] @ 12.5 mV/Pa	Highpass	20Hz
Polarisation Voltage	200V	Supply Voltage	±60V
Channel In 2 Settings			
Range	114 dB[SPL] @ 12.5 mV/Pa	Highpass	20Hz
Polarisation Voltage	200V	Supply Voltage	±60V
Channel In 3 Settings			
Range	114 dB[SPL] @ 12.5 mV/Pa	Highpass	Off
Polarisation Voltage	200V	Supply Voltage	±60V
Channel In 4 Settings			
Range	114 dB[SPL] @ 12.5 mV/Pa	Highpass	Off
Polarisation Voltage	200V	Supply Voltage	±60V

VoIP Settings (VoIP)

RTP Connection	Streaming	SIP Connection	Unavailable
SIP Reg. State	Unregistered	Jitterbuffer Length	140
Jitter Buffer Reset	On Playback	Enabled Codec	AMR-WB/16000/1
Packet Length	20	Encoder Parameter	

;;octet-align=0;default-local-mode=8;request-remote-mode=off

FMTP Parameter	octet-align=1;;octet-align=0		
Impairment Mode	Off	Impairment Type	Off

BEQ Settings (BEQ Filter 1)

Block mode	Bypass

Artificial Head Settings (HATS 1 (HMS II.3))

Ser. Nr.	12306613	Pinna Type	Type 3.3

HIB Settings

HIB Name	60020095	Serial	60020095
HIB Mode	Mobile Measurement	Impedance	32 Ohm
Gain out 1	-40.00 dB	Gain out 2	0.00 dB
Gain in 1	0.00 dB	Gain in 2	0.00 dB
Mic 1 Power Supply	Off	Mic 2 Power Supply	Off

5.2 RCV Distortion and Noise - 500 Hz WB

TIA-5050 (2018-01) \ Measurements \ Wideband \ 5.2 Receive Distortion and Noise 8N

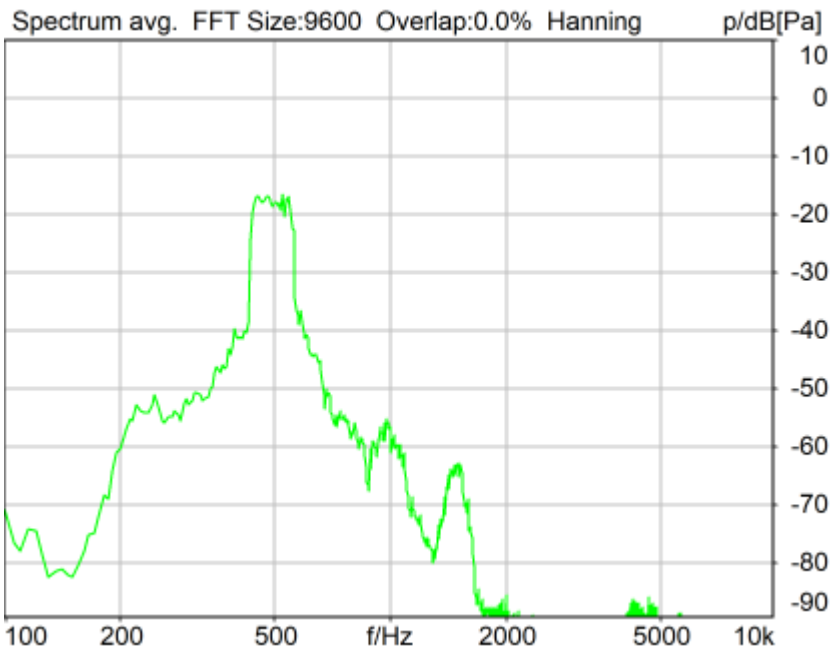

Distortion (Noise) RCV (packed): 27.49 dB (4.22%) Ok

Ok

2024/3/1 16:29 ACQUA 5.1.200
Unmodified HEAD acoustics Measurement Descriptor

Limits

	lower
Run 1	20.00 dB

Meas. Setting off

Underlying Standard: TIA-5050 (2018-01)
Database Version: 40_HAC_Suite_Rev03

Source: act_rpn_b250ms_500hz_sr20dbm0_v02.dat
Level adj. Ch1 -90.0 dB

Calibration
Input ch.2: 0.49 dB 2023/11/1 (HATS 1 (HMS II.3))
Output ch.2: 0.00 dB 2023/6/27 (Radio Tester 1 (CMW500))

Output Equalization/Filter
Mouth Eq. Ch.1: HATS 1 (HMS II.3)

Analysis

Direction	Out 2 -> In 2		
Range start	13550.00 ms	Range length	200.00 ms
Number of seq.	10	Sequence length	400.00 ms
Use FIR Filter	Ch2	FIR filter	drp2ff_ieee1652
DRP/ERP Ch.1:	Off	DRP/ERP Ch.2:	Off
Frequency base	Transformation		
FFT size	9600	Overlap	0 %

Window function.	Hanning	Smooth	Off
dB weighting	A Weighting		
Stimulus min.	410.0 Hz	Stimulus max.	595.0 Hz
Analysis min.	20.0 Hz	Analysis max.	405.0 Hz
Analysis (2) min.	600.0 Hz	Analysis (2) max.	20000.0 Hz

Special Features

Compensate delay	161.7000 ms (D_RCV_WB, Delay (Cross))
Store to variable	RCVWB10_500Hz

labCORE Settings

labCORE Serial	77000207	Nickname	
Firmware	3.4.17	Sync Source	Internal
Clock Pitch	0.00 ppm		

---

labCORE Routing

Out Channel 1 ->	Power Amp. (Slot 10) 1 -> HATS 1 (HMS II.3) Speaker
Out Channel 2 ->	VoIP 1 -> Radio Tester 1 (CMW500) RF In/Out
In Channel 1 <-	VoIP In/Out 1 <- Radio Tester 1 (CMW500) RF In/Out
In Channel 2 <-	BEQ Filter 1 R <- Mic Amp. (Slot 6) In 2 <- HATS 1 (HMS II.3) Mic. Right

---

Microphone Settings (Mic Amp. (Slot 6))

Channel In 1 Settings			
Range	114 dB[SPL] @ 12.5 mV/Pa	Highpass	20Hz
Polarisation Voltage	200V	Supply Voltage	±60V
Channel In 2 Settings			
Range	114 dB[SPL] @ 12.5 mV/Pa	Highpass	20Hz
Polarisation Voltage	200V	Supply Voltage	±60V
Channel In 3 Settings			
Range	114 dB[SPL] @ 12.5 mV/Pa	Highpass	Off
Polarisation Voltage	200V	Supply Voltage	±60V
Channel In 4 Settings			
Range	114 dB[SPL] @ 12.5 mV/Pa	Highpass	Off
Polarisation Voltage	200V	Supply Voltage	±60V

VoIP Settings (VoIP)

RTP Connection	Streaming	SIP Connection	Unavailable
SIP Reg. State	Unregistered	Jitterbuffer Length	140
Jitter Buffer Reset	On Playback	Enabled Codec	AMR-WB/16000/1
Packet Length	20	Encoder Parameter	

;;octet-align=0;default-local-mode=8;request-remote-mode=off

FMTP Parameter	octet-align=1;;octet-align=0		
Impairment Mode	Off	Impairment Type	Off

BEQ Settings (BEQ Filter 1)

Block mode	Bypass

Artificial Head Settings (HATS 1 (HMS II.3))

Ser. Nr.	12306613	Pinna Type	Type 3.3

HIB Settings

HIB Name	60020095	Serial	60020095
HIB Mode	Mobile Measurement	Impedance	32 Ohm
Gain out 1	-40.00 dB	Gain out 2	0.00 dB
Gain in 1	0.00 dB	Gain in 2	0.00 dB
Mic 1 Power Supply	Off	Mic 2 Power Supply	Off

5.2 RCV Distortion and Noise - 630 Hz WB

TIA-5050 (2018-01) \ Measurements \ Wideband \ 5.2 Receive Distortion and Noise 8N

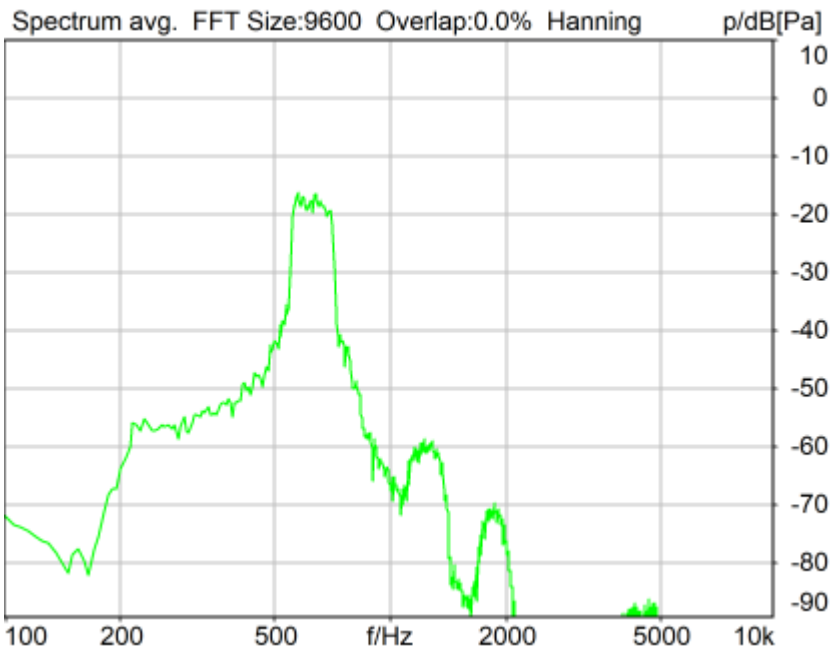

Distortion (Noise) RCV (packed): 27.87 dB (4.04%) Ok

Ok

2024/3/1 16:29 ACQUA 5.1.200
Unmodified HEAD acoustics Measurement Descriptor

Limits

	lower
Run 1	20.00 dB

Meas. Setting off

Underlying Standard: TIA-5050 (2018-01)
Database Version: 40_HAC_Suite_Rev03

Source: act_rpn_b250ms_630hz_sr20dbm0_v02.dat
Level adj. Ch1 -90.0 dB

Calibration
Input ch.2: 0.49 dB 2023/11/1 (HATS 1 (HMS II.3))
Output ch.2: 0.00 dB 2023/6/27 (Radio Tester 1 (CMW500))

Output Equalization/Filter
Mouth Eq. Ch.1: HATS 1 (HMS II.3)

Analysis

Direction	Out 2 -> In 2		
Range start	13550.00 ms	Range length	200.00 ms
Number of seq.	10	Sequence length	400.00 ms
Use FIR Filter	Ch2	FIR filter	drp2ff_ieee1652
DRP/ERP Ch.1:	Off	DRP/ERP Ch.2:	Off
Frequency base	Transformation		
FFT size	9600	Overlap	0 %

Window function.	Hanning	Smooth	Off
dB weighting	A Weighting		
Stimulus min.	525.0 Hz	Stimulus max.	745.0 Hz
Analysis min.	20.0 Hz	Analysis max.	520.0 Hz
Analysis (2) min.	750.0 Hz	Analysis (2) max.	20000.0 Hz

Special Features

Compensate delay	161.7000 ms (D_RCV_WB, Delay (Cross))
Store to variable	RCVWB10_630Hz

labCORE Settings

labCORE Serial	77000207	Nickname	
Firmware	3.4.17	Sync Source	Internal
Clock Pitch	0.00 ppm		

---

labCORE Routing

Out Channel 1 ->	Power Amp. (Slot 10) 1 -> HATS 1 (HMS II.3) Speaker
Out Channel 2 ->	VoIP 1 -> Radio Tester 1 (CMW500) RF In/Out
In Channel 1 <-	VoIP In/Out 1 <- Radio Tester 1 (CMW500) RF In/Out
In Channel 2 <-	BEQ Filter 1 R <- Mic Amp. (Slot 6) In 2 <- HATS 1 (HMS II.3) Mic. Right

---

Microphone Settings (Mic Amp. (Slot 6))

Channel In 1 Settings			
Range	114 dB[SPL] @ 12.5 mV/Pa	Highpass	20Hz
Polarisation Voltage	200V	Supply Voltage	±60V
Channel In 2 Settings			
Range	114 dB[SPL] @ 12.5 mV/Pa	Highpass	20Hz
Polarisation Voltage	200V	Supply Voltage	±60V
Channel In 3 Settings			
Range	114 dB[SPL] @ 12.5 mV/Pa	Highpass	Off
Polarisation Voltage	200V	Supply Voltage	±60V
Channel In 4 Settings			
Range	114 dB[SPL] @ 12.5 mV/Pa	Highpass	Off
Polarisation Voltage	200V	Supply Voltage	±60V

VoIP Settings (VoIP)

RTP Connection	Streaming	SIP Connection	Unavailable
SIP Reg. State	Unregistered	Jitterbuffer Length	140
Jitter Buffer Reset	On Playback	Enabled Codec	AMR-WB/16000/1
Packet Length	20	Encoder Parameter	

;;octet-align=0;default-local-mode=8;request-remote-mode=off

FMTP Parameter	octet-align=1;;octet-align=0		
Impairment Mode	Off	Impairment Type	Off

BEQ Settings (BEQ Filter 1)

Block mode	Bypass

Artificial Head Settings (HATS 1 (HMS II.3))

Ser. Nr.	12306613	Pinna Type	Type 3.3

HIB Settings

HIB Name	60020095	Serial	60020095
HIB Mode	Mobile Measurement	Impedance	32 Ohm
Gain out 1	-40.00 dB	Gain out 2	0.00 dB
Gain in 1	0.00 dB	Gain in 2	0.00 dB
Mic 1 Power Supply	Off	Mic 2 Power Supply	Off

5.2 RCV Distortion and Noise - 800 Hz WB

TIA-5050 (2018-01) \ Measurements \ Wideband \ 5.2 Receive Distortion and Noise 8N

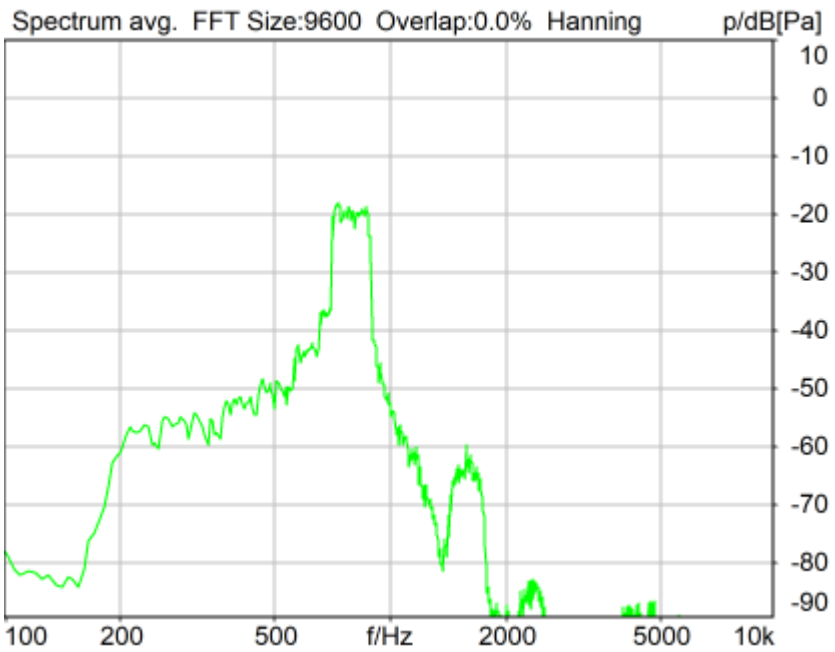

Distortion (Noise) RCV (packed): 24.85 dB (5.72%) Ok

Ok

2024/3/1 16:29 ACQUA 5.1.200
Unmodified HEAD acoustics Measurement Descriptor

Limits

	lower
Run 1	20.00 dB

Meas. Setting off

Underlying Standard: TIA-5050 (2018-01)
Database Version: 40_HAC_Suite_Rev03

Source: act_rpn_b250ms_800hz_sr20dbm0_v02.dat
Level adj. Ch1 -90.0 dB

Calibration
Input ch.2: 0.49 dB 2023/11/1 (HATS 1 (HMS II.3))
Output ch.2: 0.00 dB 2023/6/27 (Radio Tester 1 (CMW500))

Output Equalization/Filter
Mouth Eq. Ch.1: HATS 1 (HMS II.3)

Analysis

Direction	Out 2 -> In 2		
Range start	13550.00 ms	Range length	200.00 ms
Number of seq.	10	Sequence length	400.00 ms
Use FIR Filter	Ch2	FIR filter	drp2ff_ieee1652
DRP/ERP Ch.1:	Off	DRP/ERP Ch.2:	Off
Frequency base	Transformation		
FFT size	9600	Overlap	0 %

Window function.	Hanning	Smooth	Off
dB weighting	A Weighting		
Stimulus min.	675.0 Hz	Stimulus max.	925.0 Hz
Analysis min.	20.0 Hz	Analysis max.	670.0 Hz
Analysis (2) min.	930.0 Hz	Analysis (2) max.	20000.0 Hz

Special Features

Compensate delay	161.7000 ms (D_RCV_WB, Delay (Cross))
Store to variable	RCVWB10_800Hz

labCORE Settings

labCORE Serial	77000207	Nickname	
Firmware	3.4.17	Sync Source	Internal
Clock Pitch	0.00 ppm		

---

labCORE Routing

Out Channel 1 ->	Power Amp. (Slot 10) 1 -> HATS 1 (HMS II.3) Speaker
Out Channel 2 ->	VoIP 1 -> Radio Tester 1 (CMW500) RF In/Out
In Channel 1 <-	VoIP In/Out 1 <- Radio Tester 1 (CMW500) RF In/Out
In Channel 2 <-	BEQ Filter 1 R <- Mic Amp. (Slot 6) In 2 <- HATS 1 (HMS II.3) Mic. Right

---

Microphone Settings (Mic Amp. (Slot 6))

Channel In 1 Settings			
Range	114 dB[SPL] @ 12.5 mV/Pa	Highpass	20Hz
Polarisation Voltage	200V	Supply Voltage	±60V
Channel In 2 Settings			
Range	114 dB[SPL] @ 12.5 mV/Pa	Highpass	20Hz
Polarisation Voltage	200V	Supply Voltage	±60V
Channel In 3 Settings			
Range	114 dB[SPL] @ 12.5 mV/Pa	Highpass	Off
Polarisation Voltage	200V	Supply Voltage	±60V
Channel In 4 Settings			
Range	114 dB[SPL] @ 12.5 mV/Pa	Highpass	Off
Polarisation Voltage	200V	Supply Voltage	±60V

VoIP Settings (VoIP)

RTP Connection	Streaming	SIP Connection	Unavailable
SIP Reg. State	Unregistered	Jitterbuffer Length	140
Jitter Buffer Reset	On Playback	Enabled Codec	AMR-WB/16000/1
Packet Length	20	Encoder Parameter	

;;octet-align=0;default-local-mode=8;request-remote-mode=off

FMTP Parameter	octet-align=1;;octet-align=0		
Impairment Mode	Off	Impairment Type	Off

BEQ Settings (BEQ Filter 1)

Block mode	Bypass

Artificial Head Settings (HATS 1 (HMS II.3))

Ser. Nr.	12306613	Pinna Type	Type 3.3

HIB Settings

HIB Name	60020095	Serial	60020095
HIB Mode	Mobile Measurement	Impedance	32 Ohm
Gain out 1	-40.00 dB	Gain out 2	0.00 dB
Gain in 1	0.00 dB	Gain in 2	0.00 dB
Mic 1 Power Supply	Off	Mic 2 Power Supply	Off

5.2 RCV Distortion and Noise - 1000 Hz WB

TIA-5050 (2018-01) \ Measurements \ Wideband \ 5.2 Receive Distortion and Noise 8N

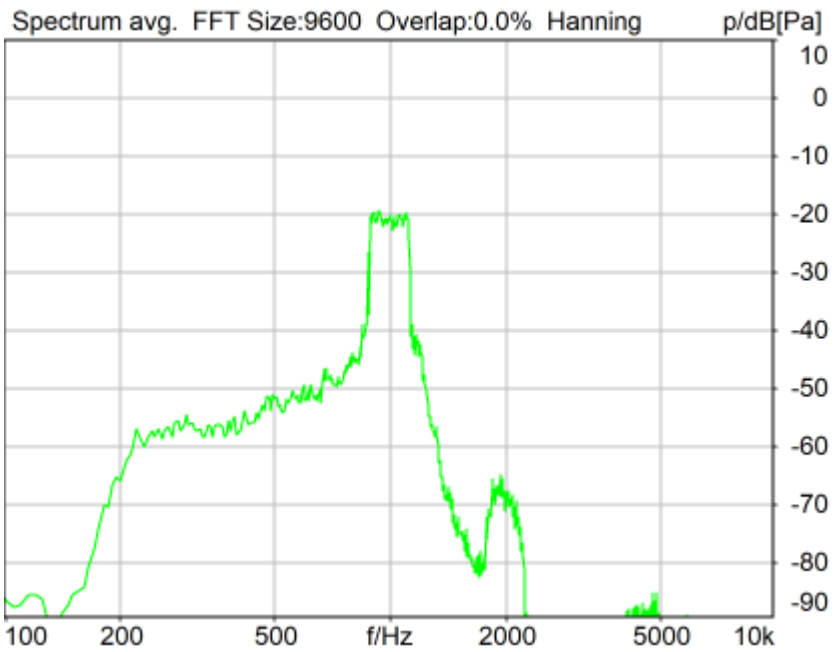

Distortion (Noise) RCV (packed): 23.77 dB (6.48%) Ok

Ok

2024/3/1 16:30 ACQUA 5.1.200
Unmodified HEAD acoustics Measurement Descriptor

Limits

	lower
Run 1	20.00 dB

Meas. Setting off

Underlying Standard: TIA-5050 (2018-01)
Database Version: 40_HAC_Suite_Rev03

Source: act_rpn_b250ms_1000hz_sr20dbm0_v02.dat
Level adj. Ch1 -90.0 dB

Calibration
Input ch.2: 0.49 dB 2023/11/1 (HATS 1 (HMS II.3))
Output ch.2: 0.00 dB 2023/6/27 (Radio Tester 1 (CMW500))

Output Equalization/Filter
Mouth Eq. Ch.1: HATS 1 (HMS II.3)

Analysis

Direction	Out 2 -> In 2		
Range start	13550.00 ms	Range length	200.00 ms
Number of seq.	10	Sequence length	400.00 ms
Use FIR Filter	Ch2	FIR filter	drp2ff_ieee1652
DRP/ERP Ch.1:	Off	DRP/ERP Ch.2:	Off
Frequency base	Transformation		
FFT size	9600	Overlap	0 %

Window function.	Hanning	Smooth	Off
dB weighting	A Weighting		
Stimulus min.	855.0 Hz	Stimulus max.	1155.0 Hz
Analysis min.	20.0 Hz	Analysis max.	850.0 Hz
Analysis (2) min.	1160.0 Hz	Analysis (2) max.	20000.0 Hz

Special Features

Compensate delay	161.7000 ms (D_RCV_WB, Delay (Cross))
Store to variable	RCVWB10_1000Hz

labCORE Settings

labCORE Serial	77000207	Nickname	
Firmware	3.4.17	Sync Source	Internal
Clock Pitch	0.00 ppm		

---

labCORE Routing

Out Channel 1 ->	Power Amp. (Slot 10) 1 -> HATS 1 (HMS II.3) Speaker
Out Channel 2 ->	VoIP 1 -> Radio Tester 1 (CMW500) RF In/Out
In Channel 1 <-	VoIP In/Out 1 <- Radio Tester 1 (CMW500) RF In/Out
In Channel 2 <-	BEQ Filter 1 R <- Mic Amp. (Slot 6) In 2 <- HATS 1 (HMS II.3) Mic. Right

---

Microphone Settings (Mic Amp. (Slot 6))

Channel In 1 Settings			
Range	114 dB[SPL] @ 12.5 mV/Pa	Highpass	20Hz
Polarisation Voltage	200V	Supply Voltage	±60V
Channel In 2 Settings			
Range	114 dB[SPL] @ 12.5 mV/Pa	Highpass	20Hz
Polarisation Voltage	200V	Supply Voltage	±60V
Channel In 3 Settings			
Range	114 dB[SPL] @ 12.5 mV/Pa	Highpass	Off
Polarisation Voltage	200V	Supply Voltage	±60V
Channel In 4 Settings			
Range	114 dB[SPL] @ 12.5 mV/Pa	Highpass	Off
Polarisation Voltage	200V	Supply Voltage	±60V

VoIP Settings (VoIP)

RTP Connection	Streaming	SIP Connection	Unavailable
SIP Reg. State	Unregistered	Jitterbuffer Length	140
Jitter Buffer Reset	On Playback	Enabled Codec	AMR-WB/16000/1
Packet Length	20	Encoder Parameter	

;;octet-align=0;default-local-mode=8;request-remote-mode=off

FMTP Parameter	octet-align=1;;octet-align=0		
Impairment Mode	Off	Impairment Type	Off

BEQ Settings (BEQ Filter 1)

Block mode	Bypass

Artificial Head Settings (HATS 1 (HMS II.3))

Ser. Nr.	12306613	Pinna Type	Type 3.3

HIB Settings

HIB Name	60020095	Serial	60020095
HIB Mode	Mobile Measurement	Impedance	32 Ohm
Gain out 1	-40.00 dB	Gain out 2	0.00 dB
Gain in 1	0.00 dB	Gain in 2	0.00 dB
Mic 1 Power Supply	Off	Mic 2 Power Supply	Off

5.2 RCV Distortion and Noise - 1250 Hz WB

TIA-5050 (2018-01) \ Measurements \ Wideband \ 5.2 Receive Distortion and Noise 8N

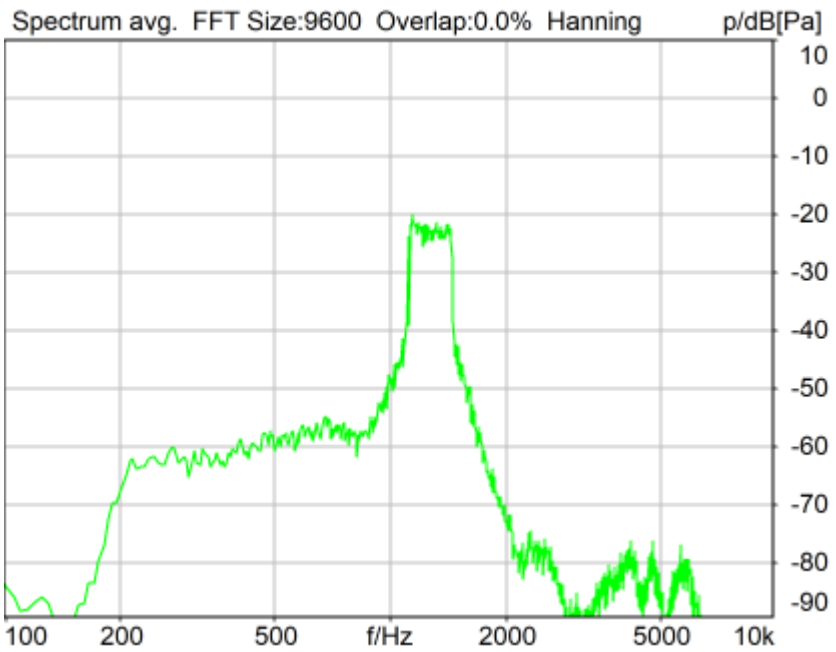

Distortion (Noise) RCV (packed): 23.08 dB (7.02%) Ok

Ok

2024/3/1 16:30 ACQUA 5.1.200
Unmodified HEAD acoustics Measurement Descriptor

Limits

	lower
Run 1	20.00 dB

Meas. Setting off

Underlying Standard: TIA-5050 (2018-01)
Database Version: 40_HAC_Suite_Rev03

Source: act_rpn_b250ms_1250hz_sr20dbm0_v02.dat
Level adj. Ch1 -90.0 dB

Calibration
Input ch.2: 0.49 dB 2023/11/1 (HATS 1 (HMS II.3))
Output ch.2: 0.00 dB 2023/6/27 (Radio Tester 1 (CMW500))

Output Equalization/Filter
Mouth Eq. Ch.1: HATS 1 (HMS II.3)

Analysis

Direction	Out 2 -> In 2		
Range start	13550.00 ms	Range length	200.00 ms
Number of seq.	10	Sequence length	400.00 ms
Use FIR Filter	Ch2	FIR filter	drp2ff_ieee1652
DRP/ERP Ch.1:	Off	DRP/ERP Ch.2:	Off
Frequency base	Transformation		
FFT size	9600	Overlap	0 %

Window function.	Hanning	Smooth	Off
dB weighting	A Weighting		
Stimulus min.	1085.0 Hz	Stimulus max.	1450.0 Hz
Analysis min.	20.0 Hz	Analysis max.	1080.0 Hz
Analysis (2) min.	1455.0 Hz	Analysis (2) max.	20000.0 Hz

Special Features

Compensate delay	161.7000 ms (D_RCV_WB, Delay (Cross))
Store to variable	RCVWB10_1250Hz

labCORE Settings

labCORE Serial	77000207	Nickname	
Firmware	3.4.17	Sync Source	Internal
Clock Pitch	0.00 ppm		

---

labCORE Routing

Out Channel 1 ->	Power Amp. (Slot 10) 1 -> HATS 1 (HMS II.3) Speaker
Out Channel 2 ->	VoIP 1 -> Radio Tester 1 (CMW500) RF In/Out
In Channel 1 <-	VoIP In/Out 1 <- Radio Tester 1 (CMW500) RF In/Out
In Channel 2 <-	BEQ Filter 1 R <- Mic Amp. (Slot 6) In 2 <- HATS 1 (HMS II.3) Mic. Right

---

Microphone Settings (Mic Amp. (Slot 6))

Channel In 1 Settings			
Range	114 dB[SPL] @ 12.5 mV/Pa	Highpass	20Hz
Polarisation Voltage	200V	Supply Voltage	±60V
Channel In 2 Settings			
Range	114 dB[SPL] @ 12.5 mV/Pa	Highpass	20Hz
Polarisation Voltage	200V	Supply Voltage	±60V
Channel In 3 Settings			
Range	114 dB[SPL] @ 12.5 mV/Pa	Highpass	Off
Polarisation Voltage	200V	Supply Voltage	±60V
Channel In 4 Settings			
Range	114 dB[SPL] @ 12.5 mV/Pa	Highpass	Off
Polarisation Voltage	200V	Supply Voltage	±60V

VoIP Settings (VoIP)

RTP Connection	Streaming	SIP Connection	Unavailable
SIP Reg. State	Unregistered	Jitterbuffer Length	140
Jitter Buffer Reset	On Playback	Enabled Codec	AMR-WB/16000/1
Packet Length	20	Encoder Parameter	

;;octet-align=0;default-local-mode=8;request-remote-mode=off

FMTP Parameter	octet-align=1;;octet-align=0		
Impairment Mode	Off	Impairment Type	Off

BEQ Settings (BEQ Filter 1)

Block mode	Bypass

Artificial Head Settings (HATS 1 (HMS II.3))

Ser. Nr.	12306613	Pinna Type	Type 3.3

HIB Settings

HIB Name	60020095	Serial	60020095
HIB Mode	Mobile Measurement	Impedance	32 Ohm
Gain out 1	-40.00 dB	Gain out 2	0.00 dB
Gain in 1	0.00 dB	Gain in 2	0.00 dB
Mic 1 Power Supply	Off	Mic 2 Power Supply	Off

5.2 RCV Distortion and Noise - 1600 Hz WB

TIA-5050 (2018-01) \ Measurements \ Wideband \ 5.2 Receive Distortion and Noise 8N

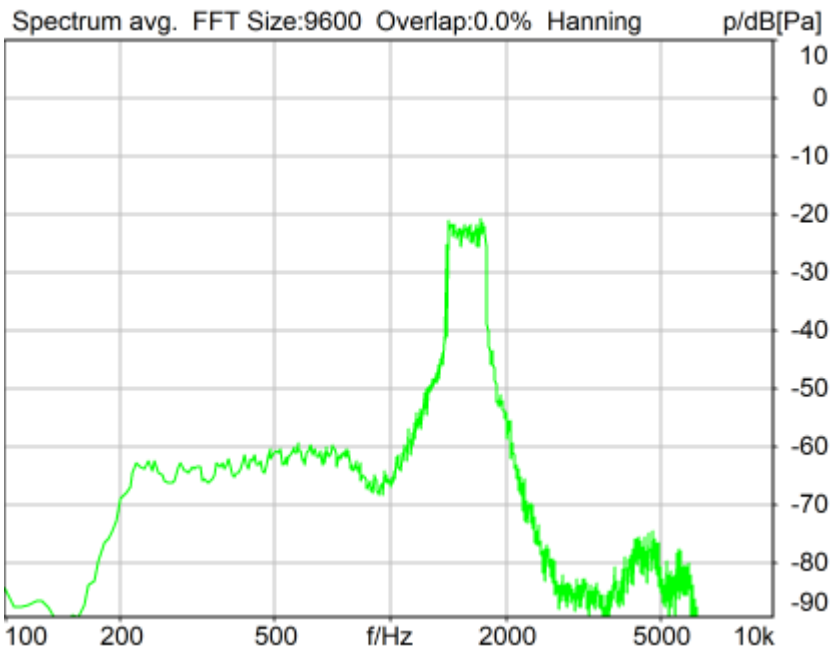

Distortion (Noise) RCV (packed): 24.81 dB (5.74%) Ok

Ok

2024/3/1 16:31 ACQUA 5.1.200
Unmodified HEAD acoustics Measurement Descriptor

Limits

	lower
Run 1	20.00 dB

Meas. Setting off

Underlying Standard: TIA-5050 (2018-01)
Database Version: 40_HAC_Suite_Rev03

Source: act_rpn_b250ms_1600hz_sr20dbm0_v02.dat
Level adj. Ch1 -90.0 dB

Calibration
Input ch.2: 0.49 dB 2023/11/1 (HATS 1 (HMS II.3))
Output ch.2: 0.00 dB 2023/6/27 (Radio Tester 1 (CMW500))

Output Equalization/Filter
Mouth Eq. Ch.1: HATS 1 (HMS II.3)

Analysis

Direction	Out 2 -> In 2		
Range start	13550.00 ms	Range length	200.00 ms
Number of seq.	10	Sequence length	400.00 ms
Use FIR Filter	Ch2	FIR filter	drp2ff_ieee1652
DRP/ERP Ch.1:	Off	DRP/ERP Ch.2:	Off
Frequency base	Transformation		
FFT size	9600	Overlap	0 %

Window function.	Hanning	Smooth	Off
dB weighting	A Weighting		
Stimulus min.	1375.0 Hz	Stimulus max.	1815.0 Hz
Analysis min.	20.0 Hz	Analysis max.	1370.0 Hz
Analysis (2) min.	1820.0 Hz	Analysis (2) max.	20000.0 Hz

Special Features

Compensate delay	161.7000 ms (D_RCV_WB, Delay (Cross))
Store to variable	RCVWB10_1600Hz

labCORE Settings

labCORE Serial	77000207	Nickname	
Firmware	3.4.17	Sync Source	Internal
Clock Pitch	0.00 ppm		

---

labCORE Routing

Out Channel 1 ->	Power Amp. (Slot 10) 1 -> HATS 1 (HMS II.3) Speaker
Out Channel 2 ->	VoIP 1 -> Radio Tester 1 (CMW500) RF In/Out
In Channel 1 <-	VoIP In/Out 1 <- Radio Tester 1 (CMW500) RF In/Out
In Channel 2 <-	BEQ Filter 1 R <- Mic Amp. (Slot 6) In 2 <- HATS 1 (HMS II.3) Mic. Right

---

Microphone Settings (Mic Amp. (Slot 6))

Channel In 1 Settings			
Range	114 dB[SPL] @ 12.5 mV/Pa	Highpass	20Hz
Polarisation Voltage	200V	Supply Voltage	±60V
Channel In 2 Settings			
Range	114 dB[SPL] @ 12.5 mV/Pa	Highpass	20Hz
Polarisation Voltage	200V	Supply Voltage	±60V
Channel In 3 Settings			
Range	114 dB[SPL] @ 12.5 mV/Pa	Highpass	Off
Polarisation Voltage	200V	Supply Voltage	±60V
Channel In 4 Settings			
Range	114 dB[SPL] @ 12.5 mV/Pa	Highpass	Off
Polarisation Voltage	200V	Supply Voltage	±60V

VoIP Settings (VoIP)

RTP Connection	Streaming	SIP Connection	Unavailable
SIP Reg. State	Unregistered	Jitterbuffer Length	140
Jitter Buffer Reset	On Playback	Enabled Codec	AMR-WB/16000/1
Packet Length	20	Encoder Parameter	

;;octet-align=0;default-local-mode=8;request-remote-mode=off

FMTP Parameter	octet-align=1;;octet-align=0		
Impairment Mode	Off	Impairment Type	Off

BEQ Settings (BEQ Filter 1)

Block mode	Bypass

Artificial Head Settings (HATS 1 (HMS II.3))

Ser. Nr.	12306613	Pinna Type	Type 3.3

HIB Settings

HIB Name	60020095	Serial	60020095
HIB Mode	Mobile Measurement	Impedance	32 Ohm
Gain out 1	-40.00 dB	Gain out 2	0.00 dB
Gain in 1	0.00 dB	Gain in 2	0.00 dB
Mic 1 Power Supply	Off	Mic 2 Power Supply	Off

5.2 RCV Distortion and Noise - 2000 Hz WB

TIA-5050 (2018-01) \ Measurements \ Wideband \ 5.2 Receive Distortion and Noise 8N

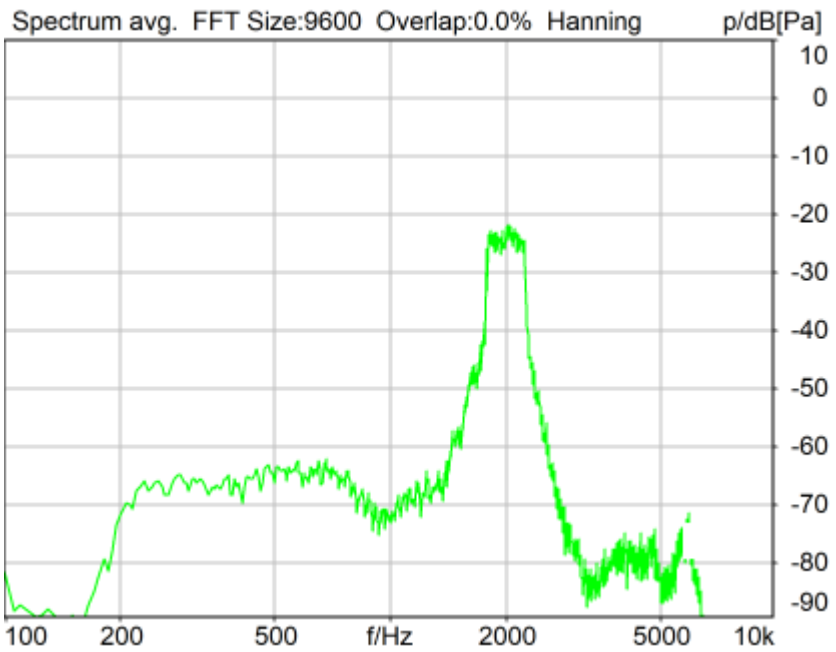

Distortion (Noise) RCV (packed): 22.73 dB (7.30%) Ok

Ok

2024/3/1 16:31 ACQUA 5.1.200
Unmodified HEAD acoustics Measurement Descriptor

Limits

	lower
Run 1	20.00 dB

Meas. Setting off

Underlying Standard: TIA-5050 (2018-01)
Database Version: 40_HAC_Suite_Rev03

Source: act_rpn_b250ms_2000hz_sr20dbm0_v02.dat
Level adj. Ch1 -90.0 dB

Calibration
Input ch.2: 0.49 dB 2023/11/1 (HATS 1 (HMS II.3))
Output ch.2: 0.00 dB 2023/6/27 (Radio Tester 1 (CMW500))

Output Equalization/Filter
Mouth Eq. Ch.1: HATS 1 (HMS II.3)

Analysis

Direction	Out 2 -> In 2		
Range start	13550.00 ms	Range length	200.00 ms
Number of seq.	10	Sequence length	400.00 ms
Use FIR Filter	Ch2	FIR filter	drp2ff_ieee1652
DRP/ERP Ch.1:	Off	DRP/ERP Ch.2:	Off
Frequency base	Transformation		
FFT size	9600	Overlap	0 %

Window function.	Hanning	Smooth	Off
dB weighting	A Weighting		
Stimulus min.	1745.0 Hz	Stimulus max.	2275.0 Hz
Analysis min.	20.0 Hz	Analysis max.	1740.0 Hz
Analysis (2) min.	2280.0 Hz	Analysis (2) max.	20000.0 Hz

Special Features

Compensate delay	161.7000 ms (D_RCV_WB, Delay (Cross))
Store to variable	RCVWB10_2000Hz

labCORE Settings

labCORE Serial	77000207	Nickname	
Firmware	3.4.17	Sync Source	Internal
Clock Pitch	0.00 ppm		

---

labCORE Routing

Out Channel 1 ->	Power Amp. (Slot 10) 1 -> HATS 1 (HMS II.3) Speaker
Out Channel 2 ->	VoIP 1 -> Radio Tester 1 (CMW500) RF In/Out
In Channel 1 <-	VoIP In/Out 1 <- Radio Tester 1 (CMW500) RF In/Out
In Channel 2 <-	BEQ Filter 1 R <- Mic Amp. (Slot 6) In 2 <- HATS 1 (HMS II.3) Mic. Right

---

Microphone Settings (Mic Amp. (Slot 6))

Channel In 1 Settings			
Range	114 dB[SPL] @ 12.5 mV/Pa	Highpass	20Hz
Polarisation Voltage	200V	Supply Voltage	±60V
Channel In 2 Settings			
Range	114 dB[SPL] @ 12.5 mV/Pa	Highpass	20Hz
Polarisation Voltage	200V	Supply Voltage	±60V
Channel In 3 Settings			
Range	114 dB[SPL] @ 12.5 mV/Pa	Highpass	Off
Polarisation Voltage	200V	Supply Voltage	±60V
Channel In 4 Settings			
Range	114 dB[SPL] @ 12.5 mV/Pa	Highpass	Off
Polarisation Voltage	200V	Supply Voltage	±60V

VoIP Settings (VoIP)

RTP Connection	Streaming	SIP Connection	Unavailable
SIP Reg. State	Unregistered	Jitterbuffer Length	140
Jitter Buffer Reset	On Playback	Enabled Codec	AMR-WB/16000/1
Packet Length	20	Encoder Parameter	

;;octet-align=0;default-local-mode=8;request-remote-mode=off

FMTP Parameter	octet-align=1;;octet-align=0		
Impairment Mode	Off	Impairment Type	Off

BEQ Settings (BEQ Filter 1)

Block mode	Bypass

Artificial Head Settings (HATS 1 (HMS II.3))

Ser. Nr.	12306613	Pinna Type	Type 3.3

HIB Settings

HIB Name	60020095	Serial	60020095
HIB Mode	Mobile Measurement	Impedance	32 Ohm
Gain out 1	-40.00 dB	Gain out 2	0.00 dB
Gain in 1	0.00 dB	Gain in 2	0.00 dB
Mic 1 Power Supply	Off	Mic 2 Power Supply	Off

5.2 RCV Distortion and Noise - 2500 Hz WB

TIA-5050 (2018-01) \ Measurements \ Wideband \ 5.2 Receive Distortion and Noise 8N

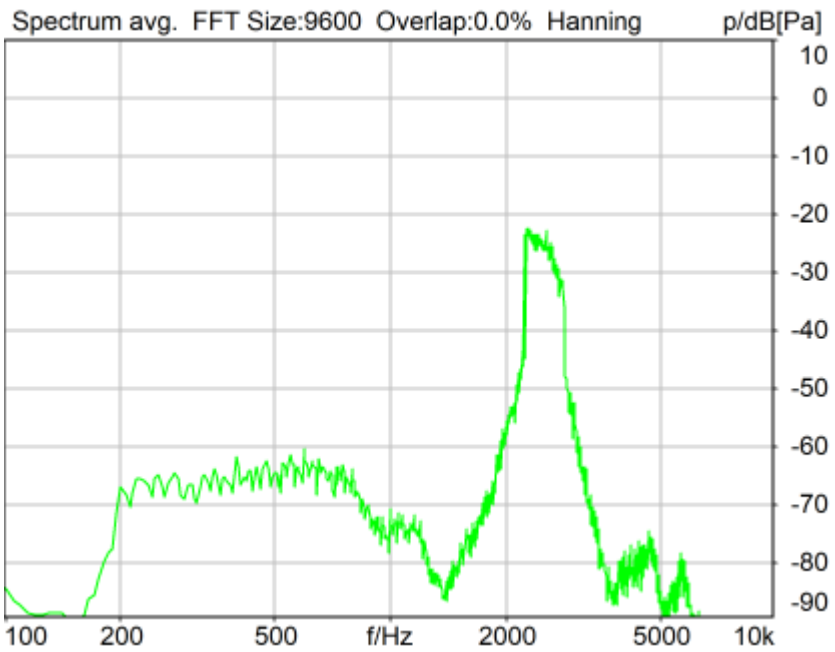

Distortion (Noise) RCV (packed): 25.75 dB (5.16%) Ok

Ok

2024/3/1 16:31 ACQUA 5.1.200
Unmodified HEAD acoustics Measurement Descriptor

Limits

	lower
Run 1	20.00 dB

Meas. Setting off

Underlying Standard: TIA-5050 (2018-01)
Database Version: 40_HAC_Suite_Rev03

Source: act_rpn_b250ms_2500hz_sr20dbm0_v02.dat
Level adj. Ch1 -90.0 dB

Calibration
Input ch.2: 0.49 dB 2023/11/1 (HATS 1 (HMS II.3))
Output ch.2: 0.00 dB 2023/6/27 (Radio Tester 1 (CMW500))

Output Equalization/Filter
Mouth Eq. Ch.1: HATS 1 (HMS II.3)

Analysis

Direction	Out 2 -> In 2		
Range start	13550.00 ms	Range length	200.00 ms
Number of seq.	10	Sequence length	400.00 ms
Use FIR Filter	Ch2	FIR filter	drp2ff_ieee1652
DRP/ERP Ch.1:	Off	DRP/ERP Ch.2:	Off
Frequency base	Transformation		
FFT size	9600	Overlap	0 %

Window function.	Hanning	Smooth	Off
dB weighting	A Weighting		
Stimulus min.	2205.0 Hz	Stimulus max.	2855.0 Hz
Analysis min.	20.0 Hz	Analysis max.	2200.0 Hz
Analysis (2) min.	2860.0 Hz	Analysis (2) max.	20000.0 Hz

Special Features

Compensate delay	161.7000 ms (D_RCV_WB, Delay (Cross))
Store to variable	RCVWB10_2500Hz

labCORE Settings

labCORE Serial	77000207	Nickname	
Firmware	3.4.17	Sync Source	Internal
Clock Pitch	0.00 ppm		

---

labCORE Routing

Out Channel 1 ->	Power Amp. (Slot 10) 1 -> HATS 1 (HMS II.3) Speaker
Out Channel 2 ->	VoIP 1 -> Radio Tester 1 (CMW500) RF In/Out
In Channel 1 <-	VoIP In/Out 1 <- Radio Tester 1 (CMW500) RF In/Out
In Channel 2 <-	BEQ Filter 1 R <- Mic Amp. (Slot 6) In 2 <- HATS 1 (HMS II.3) Mic. Right

---

Microphone Settings (Mic Amp. (Slot 6))

Channel In 1 Settings			
Range	114 dB[SPL] @ 12.5 mV/Pa	Highpass	20Hz
Polarisation Voltage	200V	Supply Voltage	±60V
Channel In 2 Settings			
Range	114 dB[SPL] @ 12.5 mV/Pa	Highpass	20Hz
Polarisation Voltage	200V	Supply Voltage	±60V
Channel In 3 Settings			
Range	114 dB[SPL] @ 12.5 mV/Pa	Highpass	Off
Polarisation Voltage	200V	Supply Voltage	±60V
Channel In 4 Settings			
Range	114 dB[SPL] @ 12.5 mV/Pa	Highpass	Off
Polarisation Voltage	200V	Supply Voltage	±60V

VoIP Settings (VoIP)

RTP Connection	Streaming	SIP Connection	Unavailable
SIP Reg. State	Unregistered	Jitterbuffer Length	140
Jitter Buffer Reset	On Playback	Enabled Codec	AMR-WB/16000/1
Packet Length	20	Encoder Parameter	

;;octet-align=0;default-local-mode=8;request-remote-mode=off

FMTP Parameter	octet-align=1;;octet-align=0		
Impairment Mode	Off	Impairment Type	Off

BEQ Settings (BEQ Filter 1)

Block mode	Bypass

Artificial Head Settings (HATS 1 (HMS II.3))

Ser. Nr.	12306613	Pinna Type	Type 3.3

HIB Settings

HIB Name	60020095	Serial	60020095
HIB Mode	Mobile Measurement	Impedance	32 Ohm
Gain out 1	-40.00 dB	Gain out 2	0.00 dB
Gain in 1	0.00 dB	Gain in 2	0.00 dB
Mic 1 Power Supply	Off	Mic 2 Power Supply	Off

5.2 RCV Distortion and Noise - 3150 Hz WB

TIA-5050 (2018-01) \ Measurements \ Wideband \ 5.2 Receive Distortion and Noise 8N

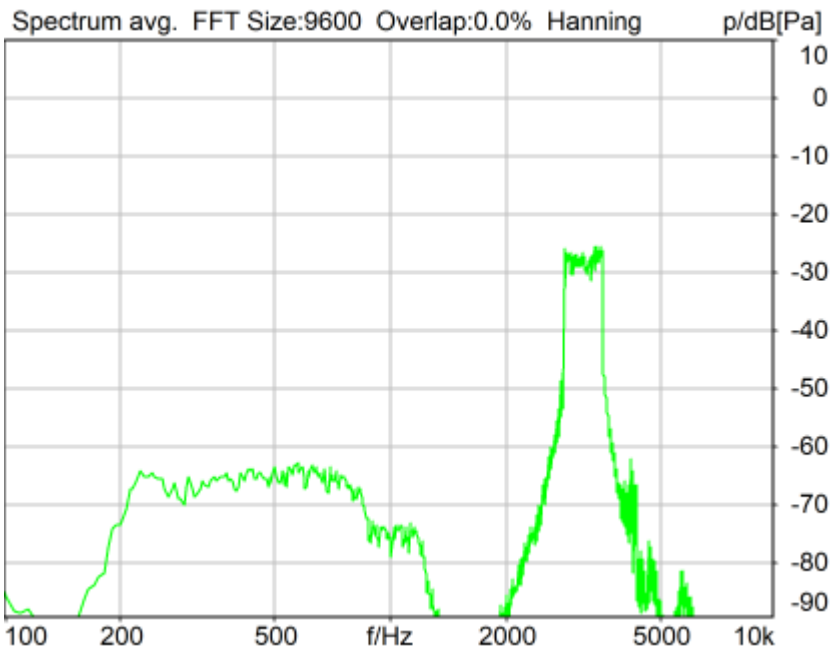

Distortion (Noise) RCV (packed): 28.08 dB (3.94%) Ok

Ok

2024/3/1 16:32 ACQUA 5.1.200
Unmodified HEAD acoustics Measurement Descriptor

Limits

	lower
Run 1	20.00 dB

Meas. Setting off

Underlying Standard: TIA-5050 (2018-01)
Database Version: 40_HAC_Suite_Rev03

Source: act_rpn_b250ms_3150hz_sr20dbm0_v02.dat
Level adj. Ch1 -90.0 dB

Calibration
Input ch.2: 0.49 dB 2023/11/1 (HATS 1 (HMS II.3))
Output ch.2: 0.00 dB 2023/6/27 (Radio Tester 1 (CMW500))

Output Equalization/Filter
Mouth Eq. Ch.1: HATS 1 (HMS II.3)

Analysis

Direction	Out 2 -> In 2		
Range start	13550.00 ms	Range length	200.00 ms
Number of seq.	10	Sequence length	400.00 ms
Use FIR Filter	Ch2	FIR filter	drp2ff_ieee1652
DRP/ERP Ch.1:	Off	DRP/ERP Ch.2:	Off
Frequency base	Transformation		
FFT size	9600	Overlap	0 %

Window function.	Hanning	Smooth	Off
dB weighting	A Weighting		
Stimulus min.	2785.0 Hz	Stimulus max.	3585.0 Hz
Analysis min.	20.0 Hz	Analysis max.	2780.0 Hz
Analysis (2) min.	3590.0 Hz	Analysis (2) max.	20000.0 Hz

Special Features

Compensate delay	161.7000 ms (D_RCV_WB, Delay (Cross))
Store to variable	RCVWB10_3150Hz

labCORE Settings

labCORE Serial	77000207	Nickname	
Firmware	3.4.17	Sync Source	Internal
Clock Pitch	0.00 ppm		

---

labCORE Routing

Out Channel 1 ->	Power Amp. (Slot 10) 1 -> HATS 1 (HMS II.3) Speaker
Out Channel 2 ->	VoIP 1 -> Radio Tester 1 (CMW500) RF In/Out
In Channel 1 <-	VoIP In/Out 1 <- Radio Tester 1 (CMW500) RF In/Out
In Channel 2 <-	BEQ Filter 1 R <- Mic Amp. (Slot 6) In 2 <- HATS 1 (HMS II.3) Mic. Right

---

Microphone Settings (Mic Amp. (Slot 6))

Channel In 1 Settings			
Range	114 dB[SPL] @ 12.5 mV/Pa	Highpass	20Hz
Polarisation Voltage	200V	Supply Voltage	±60V
Channel In 2 Settings			
Range	114 dB[SPL] @ 12.5 mV/Pa	Highpass	20Hz
Polarisation Voltage	200V	Supply Voltage	±60V
Channel In 3 Settings			
Range	114 dB[SPL] @ 12.5 mV/Pa	Highpass	Off
Polarisation Voltage	200V	Supply Voltage	±60V
Channel In 4 Settings			
Range	114 dB[SPL] @ 12.5 mV/Pa	Highpass	Off
Polarisation Voltage	200V	Supply Voltage	±60V

VoIP Settings (VoIP)

RTP Connection	Streaming	SIP Connection	Unavailable
SIP Reg. State	Unregistered	Jitterbuffer Length	140
Jitter Buffer Reset	On Playback	Enabled Codec	AMR-WB/16000/1
Packet Length	20	Encoder Parameter	

;;octet-align=0;default-local-mode=8;request-remote-mode=off

FMTP Parameter	octet-align=1;;octet-align=0		
Impairment Mode	Off	Impairment Type	Off

BEQ Settings (BEQ Filter 1)

Block mode	Bypass

Artificial Head Settings (HATS 1 (HMS II.3))

Ser. Nr.	12306613	Pinna Type	Type 3.3

HIB Settings

HIB Name	60020095	Serial	60020095
HIB Mode	Mobile Measurement	Impedance	32 Ohm
Gain out 1	-40.00 dB	Gain out 2	0.00 dB
Gain in 1	0.00 dB	Gain in 2	0.00 dB
Mic 1 Power Supply	Off	Mic 2 Power Supply	Off

5.2 RCV Distortion and Noise - 4000 Hz WB

TIA-5050 (2018-01) \ Measurements \ Wideband \ 5.2 Receive Distortion and Noise 8N

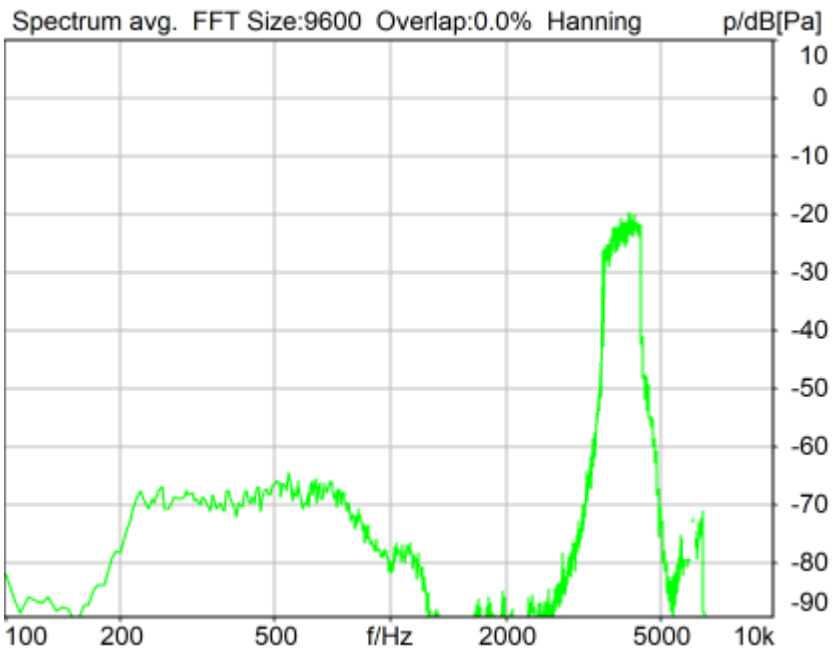

Distortion (Noise) RCV (packed): 29.88 dB (3.21%) Ok

Ok

2024/3/1 16:32 ACQUA 5.1.200
Unmodified HEAD acoustics Measurement Descriptor

Limits

	lower
Run 1	20.00 dB

Meas. Setting off

Underlying Standard: TIA-5050 (2018-01)
Database Version: 40_HAC_Suite_Rev03

Source: act_rpn_b250ms_4000hz_sr20dbm0_v02.dat
Level adj. Ch1 -90.0 dB

Calibration
Input ch.2: 0.49 dB 2023/11/1 (HATS 1 (HMS II.3))
Output ch.2: 0.00 dB 2023/6/27 (Radio Tester 1 (CMW500))

Output Equalization/Filter
Mouth Eq. Ch.1: HATS 1 (HMS II.3)

Analysis

Direction	Out 2 -> In 2		
Range start	13550.00 ms	Range length	200.00 ms
Number of seq.	10	Sequence length	400.00 ms
Use FIR Filter	Ch2	FIR filter	drp2ff_ieee1652
DRP/ERP Ch.1:	Off	DRP/ERP Ch.2:	Off
Frequency base	Transformation		
FFT size	9600	Overlap	0 %

Window function.	Hanning	Smooth	Off
dB weighting	A Weighting		
Stimulus min.	3515.0 Hz	Stimulus max.	4500.0 Hz
Analysis min.	20.0 Hz	Analysis max.	3510.0 Hz
Analysis (2) min.	4505.0 Hz	Analysis (2) max.	20000.0 Hz

Special Features

Compensate delay	161.7000 ms (D_RCV_WB, Delay (Cross))
Store to variable	RCVWB10_4000Hz

labCORE Settings

labCORE Serial	77000207	Nickname	
Firmware	3.4.17	Sync Source	Internal
Clock Pitch	0.00 ppm		

---

labCORE Routing

Out Channel 1 ->	Power Amp. (Slot 10) 1 -> HATS 1 (HMS II.3) Speaker
Out Channel 2 ->	VoIP 1 -> Radio Tester 1 (CMW500) RF In/Out
In Channel 1 <-	VoIP In/Out 1 <- Radio Tester 1 (CMW500) RF In/Out
In Channel 2 <-	BEQ Filter 1 R <- Mic Amp. (Slot 6) In 2 <- HATS 1 (HMS II.3) Mic. Right

---

Microphone Settings (Mic Amp. (Slot 6))

Channel In 1 Settings			
Range	114 dB[SPL] @ 12.5 mV/Pa	Highpass	20Hz
Polarisation Voltage	200V	Supply Voltage	±60V
Channel In 2 Settings			
Range	114 dB[SPL] @ 12.5 mV/Pa	Highpass	20Hz
Polarisation Voltage	200V	Supply Voltage	±60V
Channel In 3 Settings			
Range	114 dB[SPL] @ 12.5 mV/Pa	Highpass	Off
Polarisation Voltage	200V	Supply Voltage	±60V
Channel In 4 Settings			
Range	114 dB[SPL] @ 12.5 mV/Pa	Highpass	Off
Polarisation Voltage	200V	Supply Voltage	±60V

VoIP Settings (VoIP)

RTP Connection	Streaming	SIP Connection	Unavailable
SIP Reg. State	Unregistered	Jitterbuffer Length	140
Jitter Buffer Reset	On Playback	Enabled Codec	AMR-WB/16000/1
Packet Length	20	Encoder Parameter	

;;octet-align=0;default-local-mode=8;request-remote-mode=off

FMTP Parameter	octet-align=1;;octet-align=0		
Impairment Mode	Off	Impairment Type	Off

BEQ Settings (BEQ Filter 1)

Block mode	Bypass

Artificial Head Settings (HATS 1 (HMS II.3))

Ser. Nr.	12306613	Pinna Type	Type 3.3

HIB Settings

HIB Name	60020095	Serial	60020095
HIB Mode	Mobile Measurement	Impedance	32 Ohm
Gain out 1	-40.00 dB	Gain out 2	0.00 dB
Gain in 1	0.00 dB	Gain in 2	0.00 dB
Mic 1 Power Supply	Off	Mic 2 Power Supply	Off

5.2 RCV Distortion and Noise - 5000 Hz WB

TIA-5050 (2018-01) \ Measurements \ Wideband \ 5.2 Receive Distortion and Noise 8N

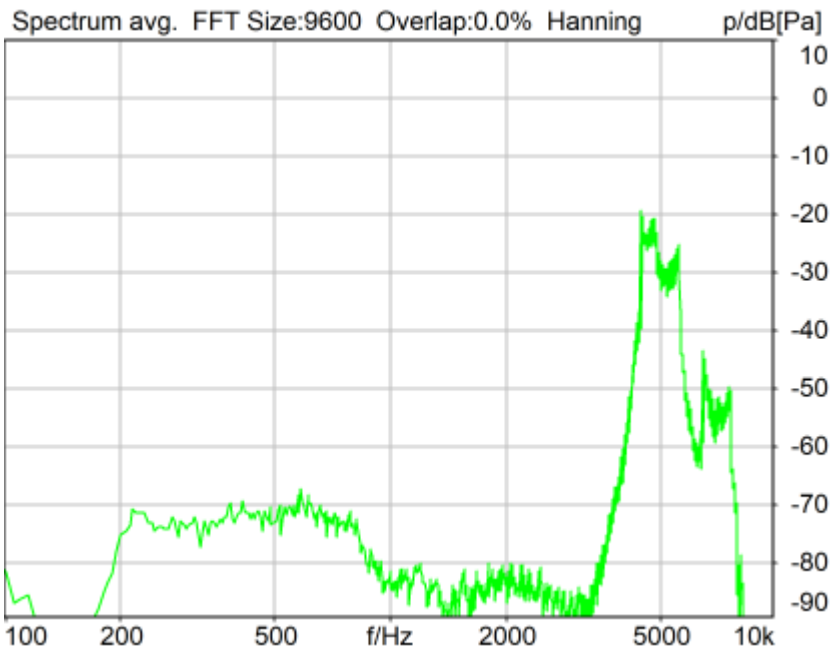

Distortion (Noise) RCV (packed): 20.07 dB (9.92%) Ok

Ok

2024/3/1 16:40 ACQUA 5.1.200
Unmodified HEAD acoustics Measurement Descriptor

Limits

	lower
Run 1	20.00 dB

Meas. Setting off

Underlying Standard: TIA-5050 (2018-01)
Database Version: 40_HAC_Suite_Rev03

Source: act_rpn_b250ms_5000hz_sr20dbm0_v02.dat
Level adj. Ch1 -90.0 dB

Calibration
Input ch.2: 0.49 dB 2023/11/1 (HATS 1 (HMS II.3))
Output ch.2: 0.00 dB 2023/6/27 (Radio Tester 1 (CMW500))

Output Equalization/Filter
Mouth Eq. Ch.1: HATS 1 (HMS II.3)

Analysis

Direction	Out 2 -> In 2		
Range start	13550.00 ms	Range length	200.00 ms
Number of seq.	10	Sequence length	400.00 ms
Use FIR Filter	Ch2	FIR filter	drp2ff_ieee1652
DRP/ERP Ch.1:	Off	DRP/ERP Ch.2:	Off
Frequency base	Transformation		
FFT size	9600	Overlap	0 %

Window function.	Hanning	Smooth	Off
dB weighting	A Weighting		
Stimulus min.	4430.0 Hz	Stimulus max.	5660.0 Hz
Analysis min.	20.0 Hz	Analysis max.	4425.0 Hz
Analysis (2) min.	5665.0 Hz	Analysis (2) max.	20000.0 Hz

Special Features

Compensate delay	161.7000 ms (D_RCV_WB, Delay (Cross))
Store to variable	RCVWB10_5000Hz

labCORE Settings

labCORE Serial	77000207	Nickname	
Firmware	3.4.17	Sync Source	Internal
Clock Pitch	0.00 ppm		

---

labCORE Routing

Out Channel 1 ->	Power Amp. (Slot 10) 1 -> HATS 1 (HMS II.3) Speaker
Out Channel 2 ->	VoIP 1 -> Radio Tester 1 (CMW500) RF In/Out
In Channel 1 <-	VoIP In/Out 1 <- Radio Tester 1 (CMW500) RF In/Out
In Channel 2 <-	BEQ Filter 1 R <- Mic Amp. (Slot 6) In 2 <- HATS 1 (HMS II.3) Mic. Right

---

Microphone Settings (Mic Amp. (Slot 6))

Channel In 1 Settings			
Range	114 dB[SPL] @ 12.5 mV/Pa	Highpass	20Hz
Polarisation Voltage	200V	Supply Voltage	±60V
Channel In 2 Settings			
Range	114 dB[SPL] @ 12.5 mV/Pa	Highpass	20Hz
Polarisation Voltage	200V	Supply Voltage	±60V
Channel In 3 Settings			
Range	114 dB[SPL] @ 12.5 mV/Pa	Highpass	Off
Polarisation Voltage	200V	Supply Voltage	±60V
Channel In 4 Settings			
Range	114 dB[SPL] @ 12.5 mV/Pa	Highpass	Off
Polarisation Voltage	200V	Supply Voltage	±60V

VoIP Settings (VoIP)

RTP Connection	Streaming	SIP Connection	Unavailable
SIP Reg. State	Unregistered	Jitterbuffer Length	140
Jitter Buffer Reset	On Playback	Enabled Codec	AMR-WB/16000/1
Packet Length	20	Encoder Parameter	

;;octet-align=0;default-local-mode=8;request-remote-mode=off

FMTP Parameter	octet-align=1;;octet-align=0		
Impairment Mode	Off	Impairment Type	Off

BEQ Settings (BEQ Filter 1)

Block mode	Bypass

Artificial Head Settings (HATS 1 (HMS II.3))

Ser. Nr.	12306613	Pinna Type	Type 3.3

HIB Settings

HIB Name	60020095	Serial	60020095
HIB Mode	Mobile Measurement	Impedance	32 Ohm
Gain out 1	-40.00 dB	Gain out 2	0.00 dB
Gain in 1	0.00 dB	Gain in 2	0.00 dB
Mic 1 Power Supply	Off	Mic 2 Power Supply	Off

Report - Receive Distortion and Noise (Conversational Gain)

TIA-5050 (2018-01) \ Measurements \ Wideband \ 5.2 Receive Distortion and Noise 8N

Region	Frequency	SDNR

1	250Hz	26.77 dB
2	315Hz	27.39 dB
3	400Hz	26.67 dB
4	500Hz	27.49 dB
5	630Hz	27.87 dB
6	800Hz	24.85 dB
7	1000Hz	23.77 dB
8	1250Hz	23.08 dB
9	1600Hz	24.81 dB
10	2000Hz	22.73 dB
11	2500Hz	25.75 dB
12	3150Hz	28.08 dB
13	4000Hz	29.88 dB
14	5000Hz	20.07 dB

All SDNRs were greater than 20.0 dB, requirement was met.
Smallest SDNR was 20.07dB at 5000Hz.

2024/3/1 16:40 ACQUA

5.2 RCV Distortion and Noise - 250 Hz WB

TIA-5050 (2018-01) \ Measurements \ Wideband \ 5.2 Receive Distortion and Noise 2N

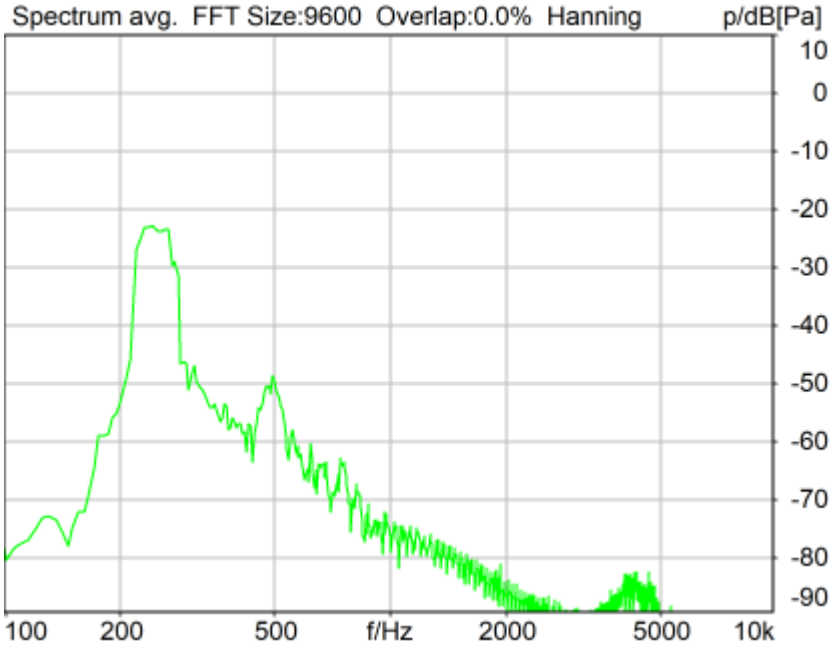

Distortion (Noise) RCV (packed): 27.10 dB (4.42%) Ok

Ok

2024/3/1 16:41 ACQUA 5.1.200
Unmodified HEAD acoustics Measurement Descriptor

Limits

	lower
Run 1	20.00 dB

Meas. Setting off

Underlying Standard: TIA-5050 (2018-01)
Database Version: 40_HAC_Suite_Rev03

Source: act_rpn_b250ms_250hz_sr20dbm0_v02.dat.dat
Level adj. Ch1 -90.0 dB

Calibration
Input ch.2: 0.49 dB 2023/11/1 (HATS 1 (HMS II.3))
Output ch.2: 0.00 dB 2023/6/27 (Radio Tester 1 (CMW500))

Output Equalization/Filter
Mouth Eq. Ch.1: HATS 1 (HMS II.3)

Analysis

Direction	Out 2 -> In 2		
Range start	13550.00 ms	Range length	200.00 ms
Number of seq.	10	Sequence length	400.00 ms
Use FIR Filter	Ch2	FIR filter	drp2ff_ieee1652
DRP/ERP Ch.1:	Off	DRP/ERP Ch.2:	Off
Frequency base	Transformation		
FFT size	9600	Overlap	0 %
Window function.	Hanning	Smooth	Off
dB weighting	A Weighting		
Stimulus min.	190.0 Hz	Stimulus max.	315.0 Hz
Analysis min.	20.0 Hz	Analysis max.	185.0 Hz
Analysis (2) min.	320.0 Hz	Analysis (2) max.	20000.0 Hz

Special Features
Compensate delay 161.7000 ms (D_RCV_WB, Delay (Cross))
Store to variable RCVWB10_250Hz

labCORE Settings

labCORE Serial	77000207	Nickname	
Firmware	3.4.17	Sync Source	Internal
Clock Pitch	0.00 ppm		

---
labCORE Routing
Out Channel 1 -> Power Amp. (Slot 10) 1 -> HATS 1 (HMS II.3) Speaker
Out Channel 2 -> VoIP 1 -> Radio Tester 1 (CMW500) RF In/Out
In Channel 1 <- VoIP In/Out 1 <- Radio Tester 1 (CMW500) RF In/Out
In Channel 2 <- BEQ Filter 1 R <- Mic Amp. (Slot 6) In 2 <- HATS 1 (HMS II.3) Mic. Right
---
Microphone Settings (Mic Amp. (Slot 6))
Channel In 1 Settings

Range	114 dB[SPL] @ 12.5 mV/Pa	Highpass	20Hz
Polarisation Voltage	200V	Supply Voltage	±60V

Channel In 2 Settings

Range	114 dB[SPL] @ 12.5 mV/Pa	Highpass	20Hz
Polarisation Voltage	200V	Supply Voltage	±60V

Channel In 3 Settings

Range	114 dB[SPL] @ 12.5 mV/Pa	Highpass	Off
Polarisation Voltage	200V	Supply Voltage	±60V

Channel In 4 Settings

Range	114 dB[SPL] @ 12.5 mV/Pa	Highpass	Off
Polarisation Voltage	200V	Supply Voltage	±60V

VoIP Settings (VoIP)

RTP Connection	Streaming	SIP Connection	Unavailable
SIP Reg. State	Unregistered	Jitterbuffer Length	140
Jitter Buffer Reset	On Playback	Enabled Codec	AMR-WB/16000/1
Packet Length	20	Encoder Parameter	

;;octet-align=0;default-local-mode=8;request-remote-mode=off

FMTP Parameter	octet-align=1;;octet-align=0		
Impairment Mode	Off	Impairment Type	Off

BEQ Settings (BEQ Filter 1)

Block mode	Bypass

Artificial Head Settings (HATS 1 (HMS II.3))

Ser. Nr.	12306613	Pinna Type	Type 3.3

HIB Settings

HIB Name	60020095	Serial	60020095
HIB Mode	Mobile Measurement	Impedance	32 Ohm
Gain out 1	-40.00 dB	Gain out 2	0.00 dB
Gain in 1	0.00 dB	Gain in 2	0.00 dB
Mic 1 Power Supply	Off	Mic 2 Power Supply	Off

5.2 RCV Distortion and Noise - 315 Hz WB

TIA-5050 (2018-01) \ Measurements \ Wideband \ 5.2 Receive Distortion and Noise 2N

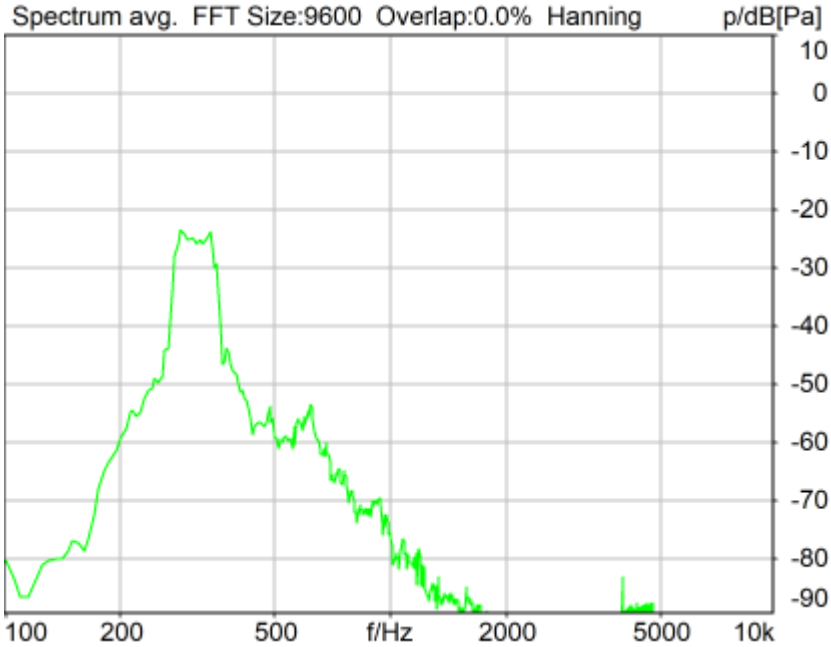

Distortion (Noise) RCV (packed): 27.68 dB (4.13%) Ok

Ok

2024/3/1 16:42 ACQUA 5.1.200
Unmodified HEAD acoustics Measurement Descriptor

Limits

	lower
Run 1	20.00 dB

Meas. Setting off

Underlying Standard: TIA-5050 (2018-01)
Database Version: 40_HAC_Suite_Rev03

Source: act_rpn_b250ms_315hz_sr20dbm0_v02.dat
Level adj. Ch1 -90.0 dB

Calibration
Input ch.2: 0.49 dB 2023/11/1 (HATS 1 (HMS II.3))
Output ch.2: 0.00 dB 2023/6/27 (Radio Tester 1 (CMW500))

Output Equalization/Filter
Mouth Eq. Ch.1: HATS 1 (HMS II.3)

Analysis

Direction	Out 2 -> In 2		
Range start	13550.00 ms	Range length	200.00 ms
Number of seq.	10	Sequence length	400.00 ms
Use FIR Filter	Ch2	FIR filter	drp2ff_ieee1652
DRP/ERP Ch.1:	Off	DRP/ERP Ch.2:	Off
Frequency base	Transformation		
FFT size	9600	Overlap	0 %
Window function.	Hanning	Smooth	Off
dB weighting	A Weighting		
Stimulus min.	245.0 Hz	Stimulus max.	390.0 Hz
Analysis min.	20.0 Hz	Analysis max.	240.0 Hz
Analysis (2) min.	395.0 Hz	Analysis (2) max.	20000.0 Hz

Special Features
Compensate delay 161.7000 ms (D_RCV_WB, Delay (Cross))
Store to variable RCVWB10_315Hz

labCORE Settings

labCORE Serial	77000207	Nickname	
Firmware	3.4.17	Sync Source	Internal
Clock Pitch	0.00 ppm		

---
labCORE Routing
Out Channel 1 -> Power Amp. (Slot 10) 1 -> HATS 1 (HMS II.3) Speaker
Out Channel 2 -> VoIP 1 -> Radio Tester 1 (CMW500) RF In/Out
In Channel 1 <- VoIP In/Out 1 <- Radio Tester 1 (CMW500) RF In/Out
In Channel 2 <- BEQ Filter 1 R <- Mic Amp. (Slot 6) In 2 <- HATS 1 (HMS II.3) Mic. Right
---
Microphone Settings (Mic Amp. (Slot 6))
Channel In 1 Settings

Range	114 dB[SPL] @ 12.5 mV/Pa	Highpass	20Hz
Polarisation Voltage	200V	Supply Voltage	±60V

Channel In 2 Settings

Range	114 dB[SPL] @ 12.5 mV/Pa	Highpass	20Hz

Polarisation Voltage	200V	Supply Voltage	±60V
Channel In 3 Settings			
Range	114 dB[SPL] @ 12.5 mV/Pa	Highpass	Off
Polarisation Voltage	200V	Supply Voltage	±60V
Channel In 4 Settings			
Range	114 dB[SPL] @ 12.5 mV/Pa	Highpass	Off
Polarisation Voltage	200V	Supply Voltage	±60V

VoIP Settings (VoIP)

RTP Connection	Streaming	SIP Connection	Unavailable
SIP Reg. State	Unregistered	Jitterbuffer Length	140
Jitter Buffer Reset	On Playback	Enabled Codec	AMR-WB/16000/1
Packet Length	20	Encoder Parameter	

;;octet-align=0;default-local-mode=8;request-remote-mode=off

FMTP Parameter	octet-align=1;;octet-align=0		
Impairment Mode	Off	Impairment Type	Off

BEQ Settings (BEQ Filter 1)

Block mode	Bypass

Artificial Head Settings (HATS 1 (HMS II.3))

Ser. Nr.	12306613	Pinna Type	Type 3.3

HIB Settings

HIB Name	60020095	Serial	60020095
HIB Mode	Mobile Measurement	Impedance	32 Ohm
Gain out 1	-40.00 dB	Gain out 2	0.00 dB
Gain in 1	0.00 dB	Gain in 2	0.00 dB
Mic 1 Power Supply	Off	Mic 2 Power Supply	Off

5.2 RCV Distortion and Noise - 400 Hz WB

TIA-5050 (2018-01) \ Measurements \ Wideband \ 5.2 Receive Distortion and Noise 2N

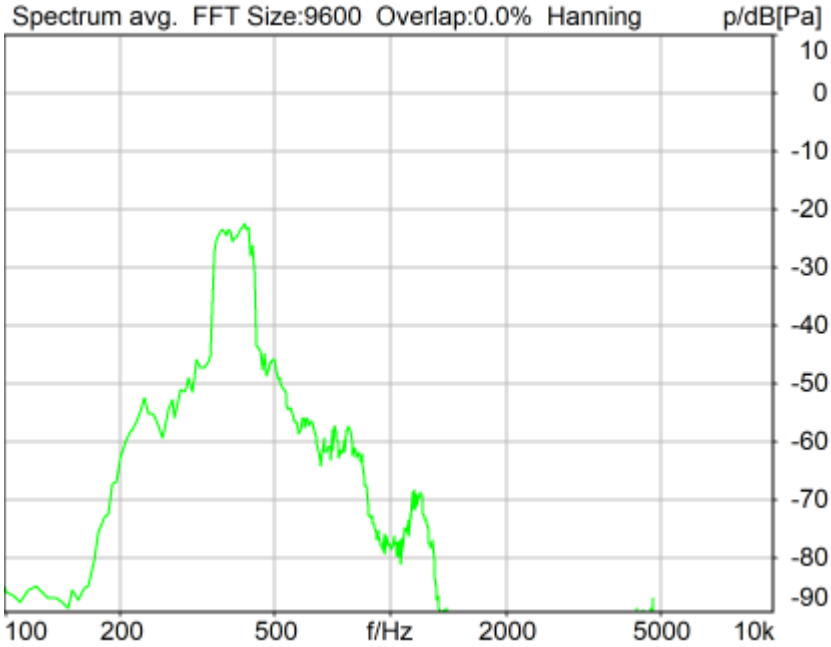

Distortion (Noise) RCV (packed): 26.66 dB (4.65%) Ok

Ok

2024/3/1 16:42 ACQUA 5.1.200
Unmodified HEAD acoustics Measurement Descriptor

Limits

	lower
Run 1	20.00 dB

Meas. Setting off

Underlying Standard: TIA-5050 (2018-01)
Database Version: 40_HAC_Suite_Rev03

Source: act_rpn_b250ms_400hz_sr20dbm0_v02.dat
Level adj. Ch1 -90.0 dB

Calibration
Input ch.2: 0.49 dB 2023/11/1 (HATS 1 (HMS II.3))
Output ch.2: 0.00 dB 2023/6/27 (Radio Tester 1 (CMW500))

Output Equalization/Filter
Mouth Eq. Ch.1: HATS 1 (HMS II.3)

Analysis

Direction	Out 2 -> In 2		
Range start	13550.00 ms	Range length	200.00 ms
Number of seq.	10	Sequence length	400.00 ms
Use FIR Filter	Ch2	FIR filter	drp2ff_ieee1652
DRP/ERP Ch.1:	Off	DRP/ERP Ch.2:	Off
Frequency base	Transformation		
FFT size	9600	Overlap	0 %
Window function.	Hanning	Smooth	Off
dB weighting	A Weighting		
Stimulus min.	320.0 Hz	Stimulus max.	480.0 Hz
Analysis min.	20.0 Hz	Analysis max.	315.0 Hz
Analysis (2) min.	485.0 Hz	Analysis (2) max.	20000.0 Hz

Special Features
Compensate delay 161.7000 ms (D_RCV_WB, Delay (Cross))
Store to variable RCVWB10_400Hz

labCORE Settings

labCORE Serial	77000207	Nickname	
Firmware	3.4.17	Sync Source	Internal
Clock Pitch	0.00 ppm		

---
labCORE Routing
Out Channel 1 -> Power Amp. (Slot 10) 1 -> HATS 1 (HMS II.3) Speaker
Out Channel 2 -> VoIP 1 -> Radio Tester 1 (CMW500) RF In/Out
In Channel 1 <- VoIP In/Out 1 <- Radio Tester 1 (CMW500) RF In/Out
In Channel 2 <- BEQ Filter 1 R <- Mic Amp. (Slot 6) In 2 <- HATS 1 (HMS II.3) Mic. Right
---
Microphone Settings (Mic Amp. (Slot 6))
Channel In 1 Settings

Range	114 dB[SPL] @ 12.5 mV/Pa	Highpass	20Hz
Polarisation Voltage	200V	Supply Voltage	±60V

Channel In 2 Settings

Range	114 dB[SPL] @ 12.5 mV/Pa	Highpass	20Hz
Polarisation Voltage	200V	Supply Voltage	±60V

Channel In 3 Settings

Range	114 dB[SPL] @ 12.5 mV/Pa	Highpass	Off
Polarisation Voltage	200V	Supply Voltage	±60V

Channel In 4 Settings

Range	114 dB[SPL] @ 12.5 mV/Pa	Highpass	Off
Polarisation Voltage	200V	Supply Voltage	±60V

VoIP Settings (VoIP)

RTP Connection	Streaming	SIP Connection	Unavailable
SIP Reg. State	Unregistered	Jitterbuffer Length	140
Jitter Buffer Reset	On Playback	Enabled Codec	AMR-WB/16000/1
Packet Length	20	Encoder Parameter	

;;octet-align=0;default-local-mode=8;request-remote-mode=off

FMTP Parameter	octet-align=1;;octet-align=0		
Impairment Mode	Off	Impairment Type	Off

BEQ Settings (BEQ Filter 1)

Block mode	Bypass

Artificial Head Settings (HATS 1 (HMS II.3))

Ser. Nr.	12306613	Pinna Type	Type 3.3

HIB Settings

HIB Name	60020095	Serial	60020095
HIB Mode	Mobile Measurement	Impedance	32 Ohm
Gain out 1	-40.00 dB	Gain out 2	0.00 dB
Gain in 1	0.00 dB	Gain in 2	0.00 dB
Mic 1 Power Supply	Off	Mic 2 Power Supply	Off

5.2 RCV Distortion and Noise - 500 Hz WB

TIA-5050 (2018-01) \ Measurements \ Wideband \ 5.2 Receive Distortion and Noise 2N

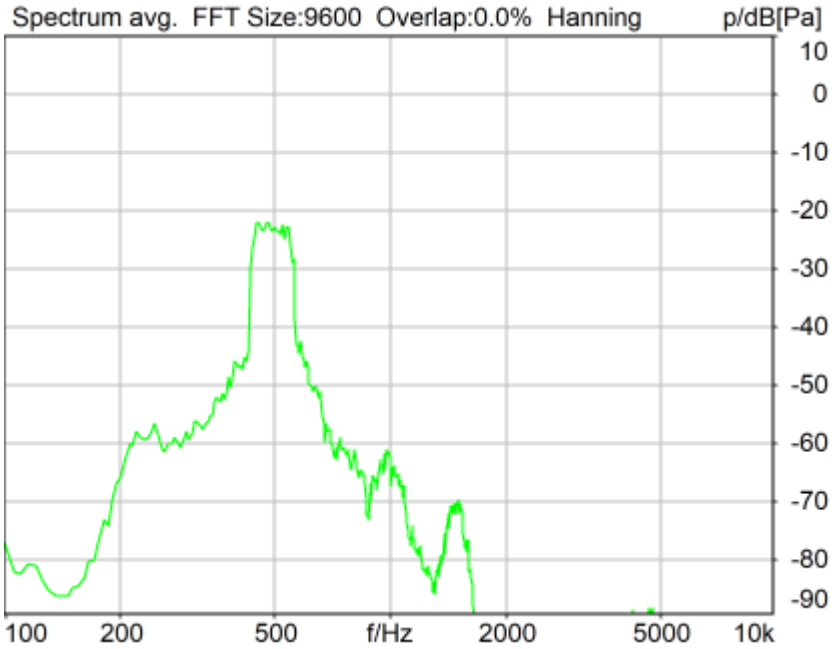

Distortion (Noise) RCV (packed): 27.89 dB (4.03%) Ok

Ok

2024/3/1 16:43 ACQUA 5.1.200
Unmodified HEAD acoustics Measurement Descriptor

Limits

	lower
Run 1	20.00 dB

Meas. Setting off

Underlying Standard: TIA-5050 (2018-01)
Database Version: 40_HAC_Suite_Rev03

Source: act_rpn_b250ms_500hz_sr20dbm0_v02.dat
Level adj. Ch1 -90.0 dB

Calibration
Input ch.2: 0.49 dB 2023/11/1 (HATS 1 (HMS II.3))
Output ch.2: 0.00 dB 2023/6/27 (Radio Tester 1 (CMW500))

Output Equalization/Filter
Mouth Eq. Ch.1: HATS 1 (HMS II.3)

Analysis

Direction	Out 2 -> In 2		
Range start	13550.00 ms	Range length	200.00 ms
Number of seq.	10	Sequence length	400.00 ms
Use FIR Filter	Ch2	FIR filter	drp2ff_ieee1652
DRP/ERP Ch.1:	Off	DRP/ERP Ch.2:	Off
Frequency base	Transformation		
FFT size	9600	Overlap	0 %
Window function.	Hanning	Smooth	Off
dB weighting	A Weighting		
Stimulus min.	410.0 Hz	Stimulus max.	595.0 Hz
Analysis min.	20.0 Hz	Analysis max.	405.0 Hz
Analysis (2) min.	600.0 Hz	Analysis (2) max.	20000.0 Hz

Special Features
Compensate delay 161.7000 ms (D_RCV_WB, Delay (Cross))
Store to variable RCVWB10_500Hz

labCORE Settings

labCORE Serial	77000207	Nickname	
Firmware	3.4.17	Sync Source	Internal
Clock Pitch	0.00 ppm		

---
labCORE Routing
Out Channel 1 -> Power Amp. (Slot 10) 1 -> HATS 1 (HMS II.3) Speaker
Out Channel 2 -> VoIP 1 -> Radio Tester 1 (CMW500) RF In/Out
In Channel 1 <- VoIP In/Out 1 <- Radio Tester 1 (CMW500) RF In/Out
In Channel 2 <- BEQ Filter 1 R <- Mic Amp. (Slot 6) In 2 <- HATS 1 (HMS II.3) Mic. Right
---
Microphone Settings (Mic Amp. (Slot 6))
Channel In 1 Settings

Range	114 dB[SPL] @ 12.5 mV/Pa	Highpass	20Hz
Polarisation Voltage	200V	Supply Voltage	±60V

Channel In 2 Settings

Range	114 dB[SPL] @ 12.5 mV/Pa	Highpass	20Hz
Polarisation Voltage	200V	Supply Voltage	±60V

Channel In 3 Settings

Range	114 dB[SPL] @ 12.5 mV/Pa	Highpass	Off
Polarisation Voltage	200V	Supply Voltage	±60V

Channel In 4 Settings

Range	114 dB[SPL] @ 12.5 mV/Pa	Highpass	Off
Polarisation Voltage	200V	Supply Voltage	±60V

VoIP Settings (VoIP)

RTP Connection	Streaming	SIP Connection	Unavailable
SIP Reg. State	Unregistered	Jitterbuffer Length	140
Jitter Buffer Reset	On Playback	Enabled Codec	AMR-WB/16000/1
Packet Length	20	Encoder Parameter	

;;octet-align=0;default-local-mode=8;request-remote-mode=off

FMTP Parameter	octet-align=1;;octet-align=0		
Impairment Mode	Off	Impairment Type	Off

BEQ Settings (BEQ Filter 1)

Block mode	Bypass

Artificial Head Settings (HATS 1 (HMS II.3))

Ser. Nr.	12306613	Pinna Type	Type 3.3

HIB Settings

HIB Name	60020095	Serial	60020095
HIB Mode	Mobile Measurement	Impedance	32 Ohm
Gain out 1	-40.00 dB	Gain out 2	0.00 dB
Gain in 1	0.00 dB	Gain in 2	0.00 dB
Mic 1 Power Supply	Off	Mic 2 Power Supply	Off

5.2 RCV Distortion and Noise - 630 Hz WB

TIA-5050 (2018-01) \ Measurements \ Wideband \ 5.2 Receive Distortion and Noise 2N

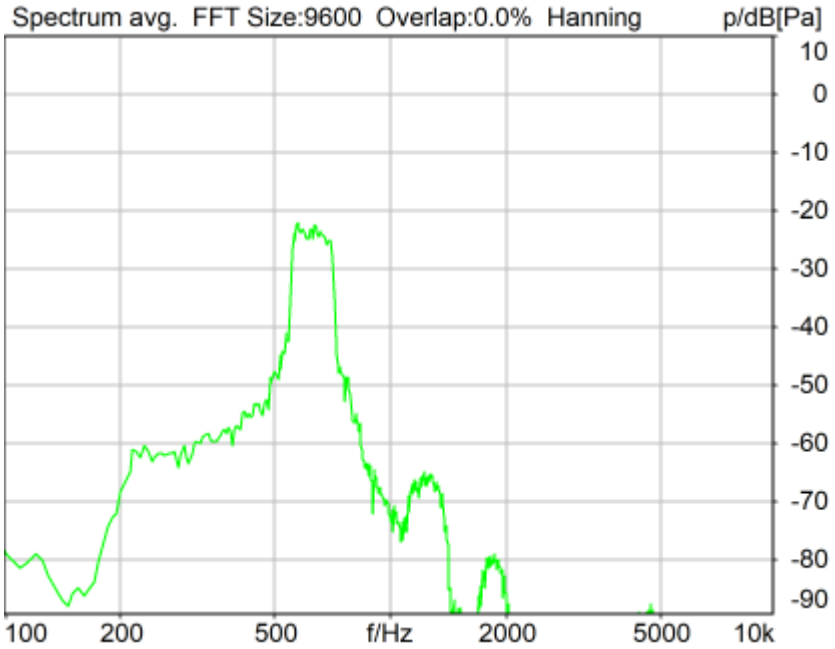

Distortion (Noise) RCV (packed): 28.09 dB (3.94%) Ok

Ok

2024/3/1 16:43 ACQUA 5.1.200
Unmodified HEAD acoustics Measurement Descriptor

Limits

	lower
Run 1	20.00 dB

Meas. Setting off

Underlying Standard: TIA-5050 (2018-01)
Database Version: 40_HAC_Suite_Rev03

Source: act_rpn_b250ms_630hz_sr20dbm0_v02.dat
Level adj. Ch1 -90.0 dB

Calibration
Input ch.2: 0.49 dB 2023/11/1 (HATS 1 (HMS II.3))
Output ch.2: 0.00 dB 2023/6/27 (Radio Tester 1 (CMW500))

Output Equalization/Filter
Mouth Eq. Ch.1: HATS 1 (HMS II.3)

Analysis

Direction	Out 2 -> In 2		
Range start	13550.00 ms	Range length	200.00 ms
Number of seq.	10	Sequence length	400.00 ms
Use FIR Filter	Ch2	FIR filter	drp2ff_ieee1652
DRP/ERP Ch.1:	Off	DRP/ERP Ch.2:	Off
Frequency base	Transformation		
FFT size	9600	Overlap	0 %
Window function.	Hanning	Smooth	Off
dB weighting	A Weighting		
Stimulus min.	525.0 Hz	Stimulus max.	745.0 Hz
Analysis min.	20.0 Hz	Analysis max.	520.0 Hz
Analysis (2) min.	750.0 Hz	Analysis (2) max.	20000.0 Hz

Special Features
Compensate delay 161.7000 ms (D_RCV_WB, Delay (Cross))
Store to variable RCVWB10_630Hz

labCORE Settings

labCORE Serial	77000207	Nickname	
Firmware	3.4.17	Sync Source	Internal
Clock Pitch	0.00 ppm		

---
labCORE Routing
Out Channel 1 -> Power Amp. (Slot 10) 1 -> HATS 1 (HMS II.3) Speaker
Out Channel 2 -> VoIP 1 -> Radio Tester 1 (CMW500) RF In/Out
In Channel 1 <- VoIP In/Out 1 <- Radio Tester 1 (CMW500) RF In/Out
In Channel 2 <- BEQ Filter 1 R <- Mic Amp. (Slot 6) In 2 <- HATS 1 (HMS II.3) Mic. Right
---
Microphone Settings (Mic Amp. (Slot 6))
Channel In 1 Settings

Range	114 dB[SPL] @ 12.5 mV/Pa	Highpass	20Hz
Polarisation Voltage	200V	Supply Voltage	±60V

Channel In 2 Settings

Range	114 dB[SPL] @ 12.5 mV/Pa	Highpass	20Hz
Polarisation Voltage	200V	Supply Voltage	±60V

Channel In 3 Settings

Range	114 dB[SPL] @ 12.5 mV/Pa	Highpass	Off
Polarisation Voltage	200V	Supply Voltage	±60V

Channel In 4 Settings

Range	114 dB[SPL] @ 12.5 mV/Pa	Highpass	Off
Polarisation Voltage	200V	Supply Voltage	±60V

VoIP Settings (VoIP)

RTP Connection	Streaming	SIP Connection	Unavailable
SIP Reg. State	Unregistered	Jitterbuffer Length	140
Jitter Buffer Reset	On Playback	Enabled Codec	AMR-WB/16000/1
Packet Length	20	Encoder Parameter	

;;octet-align=0;default-local-mode=8;request-remote-mode=off

FMTP Parameter	octet-align=1;;octet-align=0		
Impairment Mode	Off	Impairment Type	Off

BEQ Settings (BEQ Filter 1)

Block mode	Bypass

Artificial Head Settings (HATS 1 (HMS II.3))

Ser. Nr.	12306613	Pinna Type	Type 3.3

HIB Settings

HIB Name	60020095	Serial	60020095
HIB Mode	Mobile Measurement	Impedance	32 Ohm
Gain out 1	-40.00 dB	Gain out 2	0.00 dB
Gain in 1	0.00 dB	Gain in 2	0.00 dB
Mic 1 Power Supply	Off	Mic 2 Power Supply	Off

5.2 RCV Distortion and Noise - 800 Hz WB

TIA-5050 (2018-01) \ Measurements \ Wideband \ 5.2 Receive Distortion and Noise 2N

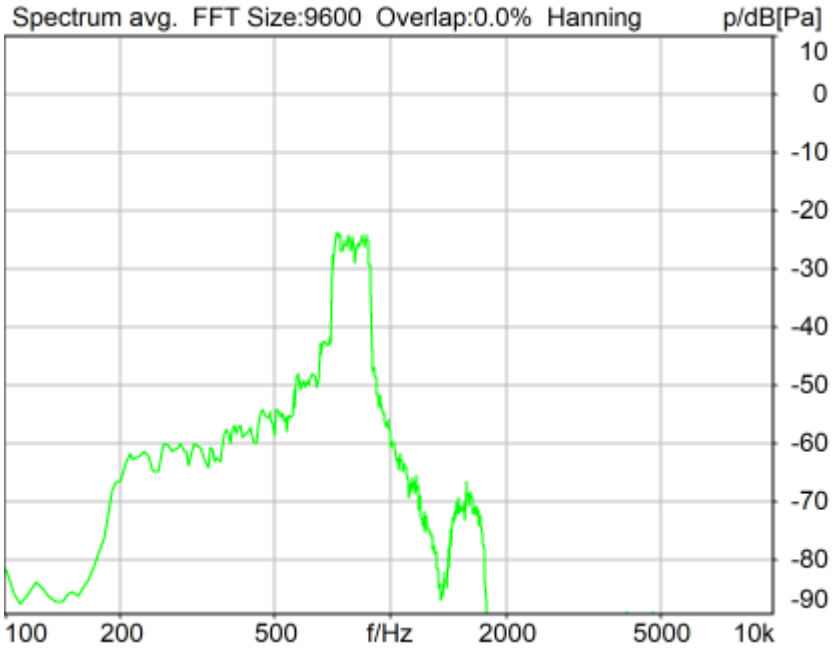

Distortion (Noise) RCV (packed): 24.82 dB (5.74%) Ok

Ok

2024/3/1 16:43 ACQUA 5.1.200
Unmodified HEAD acoustics Measurement Descriptor

Limits

	lower
Run 1	20.00 dB

Meas. Setting off

Underlying Standard: TIA-5050 (2018-01)
Database Version: 40_HAC_Suite_Rev03

Source: act_rpn_b250ms_800hz_sr20dbm0_v02.dat
Level adj. Ch1 -90.0 dB

Calibration
Input ch.2: 0.49 dB 2023/11/1 (HATS 1 (HMS II.3))
Output ch.2: 0.00 dB 2023/6/27 (Radio Tester 1 (CMW500))

Output Equalization/Filter
Mouth Eq. Ch.1: HATS 1 (HMS II.3)

Analysis

Direction	Out 2 -> In 2		
Range start	13550.00 ms	Range length	200.00 ms
Number of seq.	10	Sequence length	400.00 ms
Use FIR Filter	Ch2	FIR filter	drp2ff_ieee1652
DRP/ERP Ch.1:	Off	DRP/ERP Ch.2:	Off
Frequency base	Transformation		
FFT size	9600	Overlap	0 %
Window function.	Hanning	Smooth	Off
dB weighting	A Weighting		
Stimulus min.	675.0 Hz	Stimulus max.	925.0 Hz
Analysis min.	20.0 Hz	Analysis max.	670.0 Hz
Analysis (2) min.	930.0 Hz	Analysis (2) max.	20000.0 Hz

Special Features
Compensate delay 161.7000 ms (D_RCV_WB, Delay (Cross))
Store to variable RCVWB10_800Hz

labCORE Settings

labCORE Serial	77000207	Nickname	
Firmware	3.4.17	Sync Source	Internal
Clock Pitch	0.00 ppm		

---
labCORE Routing
Out Channel 1 -> Power Amp. (Slot 10) 1 -> HATS 1 (HMS II.3) Speaker
Out Channel 2 -> VoIP 1 -> Radio Tester 1 (CMW500) RF In/Out
In Channel 1 <- VoIP In/Out 1 <- Radio Tester 1 (CMW500) RF In/Out
In Channel 2 <- BEQ Filter 1 R <- Mic Amp. (Slot 6) In 2 <- HATS 1 (HMS II.3) Mic. Right
---
Microphone Settings (Mic Amp. (Slot 6))
Channel In 1 Settings

Range	114 dB[SPL] @ 12.5 mV/Pa	Highpass	20Hz
Polarisation Voltage	200V	Supply Voltage	±60V

Channel In 2 Settings

Range	114 dB[SPL] @ 12.5 mV/Pa	Highpass	20Hz
Polarisation Voltage	200V	Supply Voltage	±60V

Channel In 3 Settings

Range	114 dB[SPL] @ 12.5 mV/Pa	Highpass	Off
Polarisation Voltage	200V	Supply Voltage	±60V

Channel In 4 Settings

Range	114 dB[SPL] @ 12.5 mV/Pa	Highpass	Off
Polarisation Voltage	200V	Supply Voltage	±60V

VoIP Settings (VoIP)

RTP Connection	Streaming	SIP Connection	Unavailable
SIP Reg. State	Unregistered	Jitterbuffer Length	140
Jitter Buffer Reset	On Playback	Enabled Codec	AMR-WB/16000/1
Packet Length	20	Encoder Parameter	

;;octet-align=0;default-local-mode=8;request-remote-mode=off

FMTP Parameter	octet-align=1;;octet-align=0		
Impairment Mode	Off	Impairment Type	Off

BEQ Settings (BEQ Filter 1)

Block mode	Bypass

Artificial Head Settings (HATS 1 (HMS II.3))

Ser. Nr.	12306613	Pinna Type	Type 3.3

HIB Settings

HIB Name	60020095	Serial	60020095
HIB Mode	Mobile Measurement	Impedance	32 Ohm
Gain out 1	-40.00 dB	Gain out 2	0.00 dB
Gain in 1	0.00 dB	Gain in 2	0.00 dB
Mic 1 Power Supply	Off	Mic 2 Power Supply	Off

5.2 RCV Distortion and Noise - 1000 Hz WB

TIA-5050 (2018-01) \ Measurements \ Wideband \ 5.2 Receive Distortion and Noise 2N

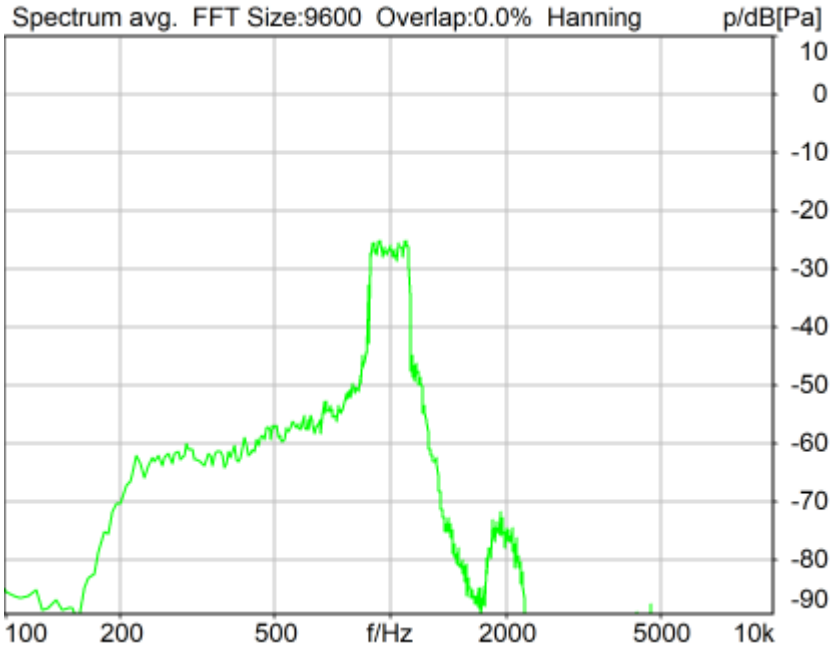

Distortion (Noise) RCV (packed): 23.74 dB (6.50%) Ok

Ok

2024/3/1 16:44 ACQUA 5.1.200
Unmodified HEAD acoustics Measurement Descriptor

Limits

	lower
Run 1	20.00 dB

Meas. Setting off

Underlying Standard: TIA-5050 (2018-01)
Database Version: 40_HAC_Suite_Rev03

Source: act_rpn_b250ms_1000hz_sr20dbm0_v02.dat
Level adj. Ch1 -90.0 dB

Calibration
Input ch.2: 0.49 dB 2023/11/1 (HATS 1 (HMS II.3))
Output ch.2: 0.00 dB 2023/6/27 (Radio Tester 1 (CMW500))

Output Equalization/Filter
Mouth Eq. Ch.1: HATS 1 (HMS II.3)

Analysis

Direction	Out 2 -> In 2		
Range start	13550.00 ms	Range length	200.00 ms
Number of seq.	10	Sequence length	400.00 ms
Use FIR Filter	Ch2	FIR filter	drp2ff_ieee1652
DRP/ERP Ch.1:	Off	DRP/ERP Ch.2:	Off
Frequency base	Transformation		
FFT size	9600	Overlap	0 %
Window function.	Hanning	Smooth	Off
dB weighting	A Weighting		
Stimulus min.	855.0 Hz	Stimulus max.	1155.0 Hz
Analysis min.	20.0 Hz	Analysis max.	850.0 Hz
Analysis (2) min.	1160.0 Hz	Analysis (2) max.	20000.0 Hz

Special Features
Compensate delay 161.7000 ms (D_RCV_WB, Delay (Cross))
Store to variable RCVWB10_1000Hz

labCORE Settings

labCORE Serial	77000207	Nickname	
Firmware	3.4.17	Sync Source	Internal
Clock Pitch	0.00 ppm		

---
labCORE Routing
Out Channel 1 -> Power Amp. (Slot 10) 1 -> HATS 1 (HMS II.3) Speaker
Out Channel 2 -> VoIP 1 -> Radio Tester 1 (CMW500) RF In/Out
In Channel 1 <- VoIP In/Out 1 <- Radio Tester 1 (CMW500) RF In/Out
In Channel 2 <- BEQ Filter 1 R <- Mic Amp. (Slot 6) In 2 <- HATS 1 (HMS II.3) Mic. Right
---
Microphone Settings (Mic Amp. (Slot 6))
Channel In 1 Settings

Range	114 dB[SPL] @ 12.5 mV/Pa	Highpass	20Hz
Polarisation Voltage	200V	Supply Voltage	±60V

Channel In 2 Settings

Range	114 dB[SPL] @ 12.5 mV/Pa	Highpass	20Hz
Polarisation Voltage	200V	Supply Voltage	±60V

Channel In 3 Settings

Range	114 dB[SPL] @ 12.5 mV/Pa	Highpass	Off
Polarisation Voltage	200V	Supply Voltage	±60V

Channel In 4 Settings

Range	114 dB[SPL] @ 12.5 mV/Pa	Highpass	Off
Polarisation Voltage	200V	Supply Voltage	±60V

VoIP Settings (VoIP)

RTP Connection	Streaming	SIP Connection	Unavailable
SIP Reg. State	Unregistered	Jitterbuffer Length	140
Jitter Buffer Reset	On Playback	Enabled Codec	AMR-WB/16000/1
Packet Length	20	Encoder Parameter	

;;octet-align=0;default-local-mode=8;request-remote-mode=off

FMTP Parameter	octet-align=1;;octet-align=0		
Impairment Mode	Off	Impairment Type	Off

BEQ Settings (BEQ Filter 1)

Block mode	Bypass

Artificial Head Settings (HATS 1 (HMS II.3))

Ser. Nr.	12306613	Pinna Type	Type 3.3

HIB Settings

HIB Name	60020095	Serial	60020095
HIB Mode	Mobile Measurement	Impedance	32 Ohm
Gain out 1	-40.00 dB	Gain out 2	0.00 dB
Gain in 1	0.00 dB	Gain in 2	0.00 dB
Mic 1 Power Supply	Off	Mic 2 Power Supply	Off

5.2 RCV Distortion and Noise - 1250 Hz WB

TIA-5050 (2018-01) \ Measurements \ Wideband \ 5.2 Receive Distortion and Noise 2N

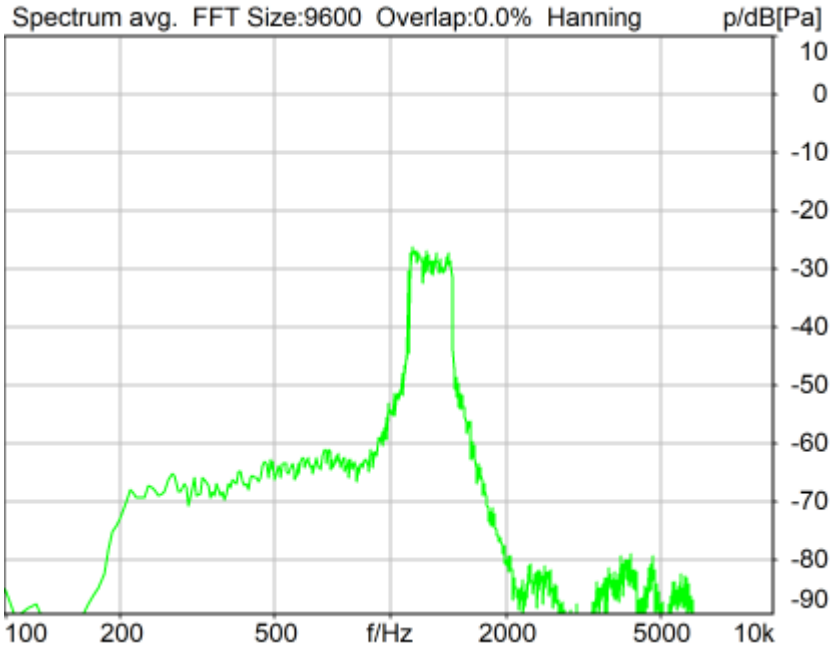

Distortion (Noise) RCV (packed): 23.16 dB (6.95%) Ok

Ok

2024/3/1 16:44 ACQUA 5.1.200
Unmodified HEAD acoustics Measurement Descriptor

Limits

	lower
Run 1	20.00 dB

Meas. Setting off

Underlying Standard: TIA-5050 (2018-01)
Database Version: 40_HAC_Suite_Rev03

Source: act_rpn_b250ms_1250hz_sr20dbm0_v02.dat
Level adj. Ch1 -90.0 dB

Calibration
Input ch.2: 0.49 dB 2023/11/1 (HATS 1 (HMS II.3))
Output ch.2: 0.00 dB 2023/6/27 (Radio Tester 1 (CMW500))

Output Equalization/Filter
Mouth Eq. Ch.1: HATS 1 (HMS II.3)

Analysis

Direction	Out 2 -> In 2		
Range start	13550.00 ms	Range length	200.00 ms
Number of seq.	10	Sequence length	400.00 ms
Use FIR Filter	Ch2	FIR filter	drp2ff_ieee1652
DRP/ERP Ch.1:	Off	DRP/ERP Ch.2:	Off
Frequency base	Transformation		
FFT size	9600	Overlap	0 %
Window function.	Hanning	Smooth	Off
dB weighting	A Weighting		
Stimulus min.	1085.0 Hz	Stimulus max.	1450.0 Hz
Analysis min.	20.0 Hz	Analysis max.	1080.0 Hz
Analysis (2) min.	1455.0 Hz	Analysis (2) max.	20000.0 Hz

Special Features
Compensate delay 161.7000 ms (D_RCV_WB, Delay (Cross))
Store to variable RCVWB10_1250Hz

labCORE Settings

labCORE Serial	77000207	Nickname	
Firmware	3.4.17	Sync Source	Internal
Clock Pitch	0.00 ppm		

---
labCORE Routing
Out Channel 1 -> Power Amp. (Slot 10) 1 -> HATS 1 (HMS II.3) Speaker
Out Channel 2 -> VoIP 1 -> Radio Tester 1 (CMW500) RF In/Out
In Channel 1 <- VoIP In/Out 1 <- Radio Tester 1 (CMW500) RF In/Out
In Channel 2 <- BEQ Filter 1 R <- Mic Amp. (Slot 6) In 2 <- HATS 1 (HMS II.3) Mic. Right
---
Microphone Settings (Mic Amp. (Slot 6))
Channel In 1 Settings

Range	114 dB[SPL] @ 12.5 mV/Pa	Highpass	20Hz
Polarisation Voltage	200V	Supply Voltage	±60V

Channel In 2 Settings

Range	114 dB[SPL] @ 12.5 mV/Pa	Highpass	20Hz
Polarisation Voltage	200V	Supply Voltage	±60V

Channel In 3 Settings

Range	114 dB[SPL] @ 12.5 mV/Pa	Highpass	Off
Polarisation Voltage	200V	Supply Voltage	±60V

Channel In 4 Settings

Range	114 dB[SPL] @ 12.5 mV/Pa	Highpass	Off
Polarisation Voltage	200V	Supply Voltage	±60V

VoIP Settings (VoIP)

RTP Connection	Streaming	SIP Connection	Unavailable
SIP Reg. State	Unregistered	Jitterbuffer Length	140
Jitter Buffer Reset	On Playback	Enabled Codec	AMR-WB/16000/1
Packet Length	20	Encoder Parameter	

;;octet-align=0;default-local-mode=8;request-remote-mode=off

FMTP Parameter	octet-align=1;;octet-align=0		
Impairment Mode	Off	Impairment Type	Off

BEQ Settings (BEQ Filter 1)

Block mode	Bypass

Artificial Head Settings (HATS 1 (HMS II.3))

Ser. Nr.	12306613	Pinna Type	Type 3.3

HIB Settings

HIB Name	60020095	Serial	60020095
HIB Mode	Mobile Measurement	Impedance	32 Ohm
Gain out 1	-40.00 dB	Gain out 2	0.00 dB
Gain in 1	0.00 dB	Gain in 2	0.00 dB
Mic 1 Power Supply	Off	Mic 2 Power Supply	Off

5.2 RCV Distortion and Noise - 1600 Hz WB

TIA-5050 (2018-01) \ Measurements \ Wideband \ 5.2 Receive Distortion and Noise 2N

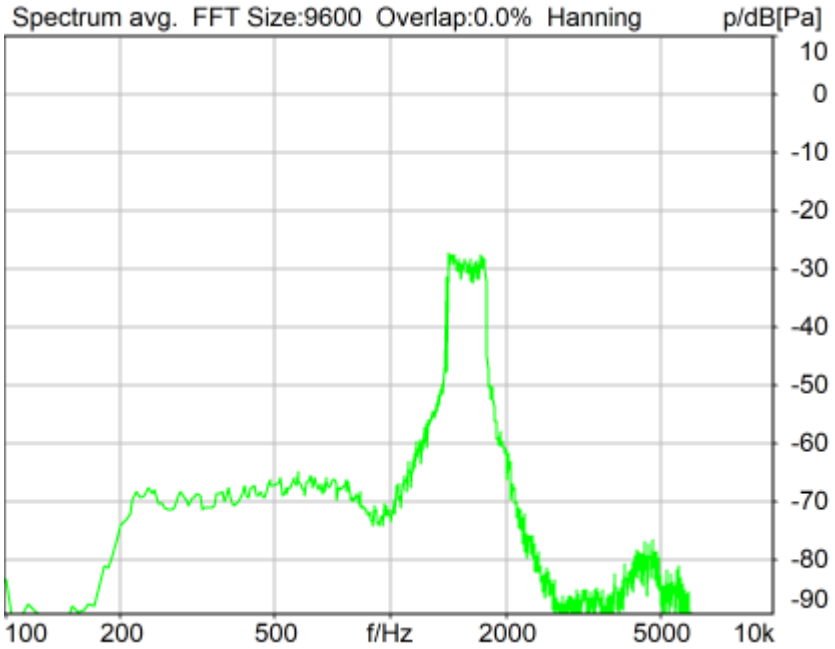

Distortion (Noise) RCV (packed): 24.74 dB (5.79%) Ok

Ok

2024/3/1 16:45 ACQUA 5.1.200
Unmodified HEAD acoustics Measurement Descriptor

Limits

	lower
Run 1	20.00 dB

Meas. Setting off

Underlying Standard: TIA-5050 (2018-01)
Database Version: 40_HAC_Suite_Rev03

Source: act_rpn_b250ms_1600hz_sr20dbm0_v02.dat
Level adj. Ch1 -90.0 dB

Calibration
Input ch.2: 0.49 dB 2023/11/1 (HATS 1 (HMS II.3))
Output ch.2: 0.00 dB 2023/6/27 (Radio Tester 1 (CMW500))

Output Equalization/Filter
Mouth Eq. Ch.1: HATS 1 (HMS II.3)

Analysis

Direction	Out 2 -> In 2		
Range start	13550.00 ms	Range length	200.00 ms
Number of seq.	10	Sequence length	400.00 ms
Use FIR Filter	Ch2	FIR filter	drp2ff_ieee1652
DRP/ERP Ch.1:	Off	DRP/ERP Ch.2:	Off
Frequency base	Transformation		
FFT size	9600	Overlap	0 %
Window function.	Hanning	Smooth	Off
dB weighting	A Weighting		
Stimulus min.	1375.0 Hz	Stimulus max.	1815.0 Hz
Analysis min.	20.0 Hz	Analysis max.	1370.0 Hz
Analysis (2) min.	1820.0 Hz	Analysis (2) max.	20000.0 Hz

Special Features
Compensate delay 161.7000 ms (D_RCV_WB, Delay (Cross))
Store to variable RCVWB10_1600Hz

labCORE Settings

labCORE Serial	77000207	Nickname	
Firmware	3.4.17	Sync Source	Internal
Clock Pitch	0.00 ppm		

---
labCORE Routing
Out Channel 1 -> Power Amp. (Slot 10) 1 -> HATS 1 (HMS II.3) Speaker
Out Channel 2 -> VoIP 1 -> Radio Tester 1 (CMW500) RF In/Out
In Channel 1 <- VoIP In/Out 1 <- Radio Tester 1 (CMW500) RF In/Out
In Channel 2 <- BEQ Filter 1 R <- Mic Amp. (Slot 6) In 2 <- HATS 1 (HMS II.3) Mic. Right
---
Microphone Settings (Mic Amp. (Slot 6))
Channel In 1 Settings

Range	114 dB[SPL] @ 12.5 mV/Pa	Highpass	20Hz
Polarisation Voltage	200V	Supply Voltage	±60V

Channel In 2 Settings

Range	114 dB[SPL] @ 12.5 mV/Pa	Highpass	20Hz
Polarisation Voltage	200V	Supply Voltage	±60V

Channel In 3 Settings

Range	114 dB[SPL] @ 12.5 mV/Pa	Highpass	Off
Polarisation Voltage	200V	Supply Voltage	±60V

Channel In 4 Settings

Range	114 dB[SPL] @ 12.5 mV/Pa	Highpass	Off
Polarisation Voltage	200V	Supply Voltage	±60V

VoIP Settings (VoIP)

RTP Connection	Streaming	SIP Connection	Unavailable
SIP Reg. State	Unregistered	Jitterbuffer Length	140
Jitter Buffer Reset	On Playback	Enabled Codec	AMR-WB/16000/1
Packet Length	20	Encoder Parameter	

;;octet-align=0;default-local-mode=8;request-remote-mode=off

FMTP Parameter	octet-align=1;;octet-align=0		
Impairment Mode	Off	Impairment Type	Off

BEQ Settings (BEQ Filter 1)

Block mode	Bypass

Artificial Head Settings (HATS 1 (HMS II.3))

Ser. Nr.	12306613	Pinna Type	Type 3.3

HIB Settings

HIB Name	60020095	Serial	60020095
HIB Mode	Mobile Measurement	Impedance	32 Ohm
Gain out 1	-40.00 dB	Gain out 2	0.00 dB
Gain in 1	0.00 dB	Gain in 2	0.00 dB
Mic 1 Power Supply	Off	Mic 2 Power Supply	Off

5.2 RCV Distortion and Noise - 2000 Hz WB

TIA-5050 (2018-01) \ Measurements \ Wideband \ 5.2 Receive Distortion and Noise 2N

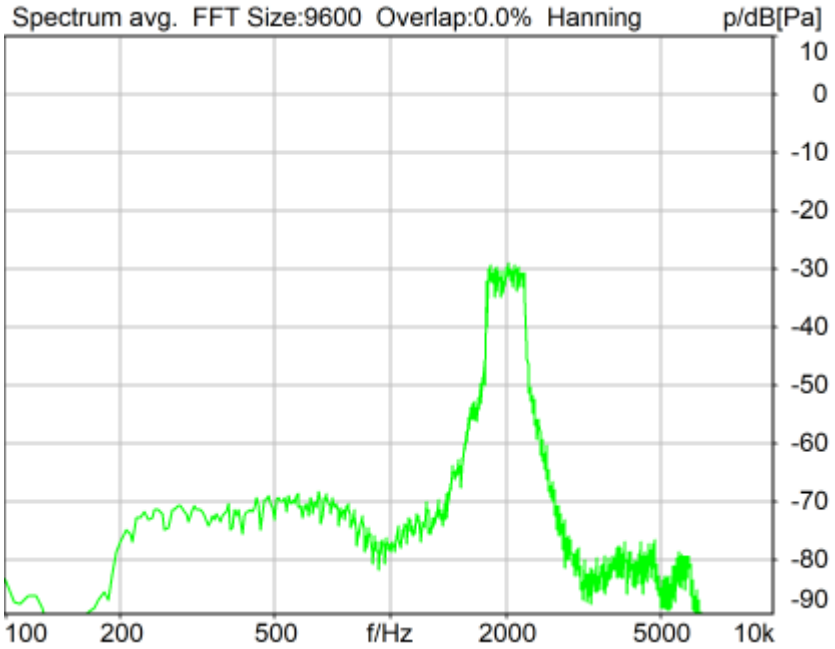

Distortion (Noise) RCV (packed): 21.96 dB (7.98%) Ok

Ok

2024/3/1 16:45 ACQUA 5.1.200
Unmodified HEAD acoustics Measurement Descriptor

Limits

	lower
Run 1	20.00 dB

Meas. Setting off

Underlying Standard: TIA-5050 (2018-01)
Database Version: 40_HAC_Suite_Rev03

Source: act_rpn_b250ms_2000hz_sr20dbm0_v02.dat
Level adj. Ch1 -90.0 dB

Calibration
Input ch.2: 0.49 dB 2023/11/1 (HATS 1 (HMS II.3))
Output ch.2: 0.00 dB 2023/6/27 (Radio Tester 1 (CMW500))

Output Equalization/Filter
Mouth Eq. Ch.1: HATS 1 (HMS II.3)

Analysis

Direction	Out 2 -> In 2		
Range start	13550.00 ms	Range length	200.00 ms
Number of seq.	10	Sequence length	400.00 ms
Use FIR Filter	Ch2	FIR filter	drp2ff_ieee1652
DRP/ERP Ch.1:	Off	DRP/ERP Ch.2:	Off
Frequency base	Transformation		
FFT size	9600	Overlap	0 %
Window function.	Hanning	Smooth	Off
dB weighting	A Weighting		
Stimulus min.	1745.0 Hz	Stimulus max.	2275.0 Hz
Analysis min.	20.0 Hz	Analysis max.	1740.0 Hz
Analysis (2) min.	2280.0 Hz	Analysis (2) max.	20000.0 Hz

Special Features
Compensate delay 161.7000 ms (D_RCV_WB, Delay (Cross))
Store to variable RCVWB10_2000Hz

labCORE Settings

labCORE Serial	77000207	Nickname	
Firmware	3.4.17	Sync Source	Internal
Clock Pitch	0.00 ppm		

---
labCORE Routing
Out Channel 1 -> Power Amp. (Slot 10) 1 -> HATS 1 (HMS II.3) Speaker
Out Channel 2 -> VoIP 1 -> Radio Tester 1 (CMW500) RF In/Out
In Channel 1 <- VoIP In/Out 1 <- Radio Tester 1 (CMW500) RF In/Out
In Channel 2 <- BEQ Filter 1 R <- Mic Amp. (Slot 6) In 2 <- HATS 1 (HMS II.3) Mic. Right
---
Microphone Settings (Mic Amp. (Slot 6))
Channel In 1 Settings

Range	114 dB[SPL] @ 12.5 mV/Pa	Highpass	20Hz
Polarisation Voltage	200V	Supply Voltage	±60V

Channel In 2 Settings

Range	114 dB[SPL] @ 12.5 mV/Pa	Highpass	20Hz
Polarisation Voltage	200V	Supply Voltage	±60V

Channel In 3 Settings

Range	114 dB[SPL] @ 12.5 mV/Pa	Highpass	Off
Polarisation Voltage	200V	Supply Voltage	±60V

Channel In 4 Settings

Range	114 dB[SPL] @ 12.5 mV/Pa	Highpass	Off
Polarisation Voltage	200V	Supply Voltage	±60V

VoIP Settings (VoIP)

RTP Connection	Streaming	SIP Connection	Unavailable
SIP Reg. State	Unregistered	Jitterbuffer Length	140
Jitter Buffer Reset	On Playback	Enabled Codec	AMR-WB/16000/1
Packet Length	20	Encoder Parameter	

;;octet-align=0;default-local-mode=8;request-remote-mode=off

FMTP Parameter	octet-align=1;;octet-align=0		
Impairment Mode	Off	Impairment Type	Off

BEQ Settings (BEQ Filter 1)

Block mode	Bypass

Artificial Head Settings (HATS 1 (HMS II.3))

Ser. Nr.	12306613	Pinna Type	Type 3.3

HIB Settings

HIB Name	60020095	Serial	60020095
HIB Mode	Mobile Measurement	Impedance	32 Ohm
Gain out 1	-40.00 dB	Gain out 2	0.00 dB
Gain in 1	0.00 dB	Gain in 2	0.00 dB
Mic 1 Power Supply	Off	Mic 2 Power Supply	Off

5.2 RCV Distortion and Noise - 2500 Hz WB

TIA-5050 (2018-01) \ Measurements \ Wideband \ 5.2 Receive Distortion and Noise 2N

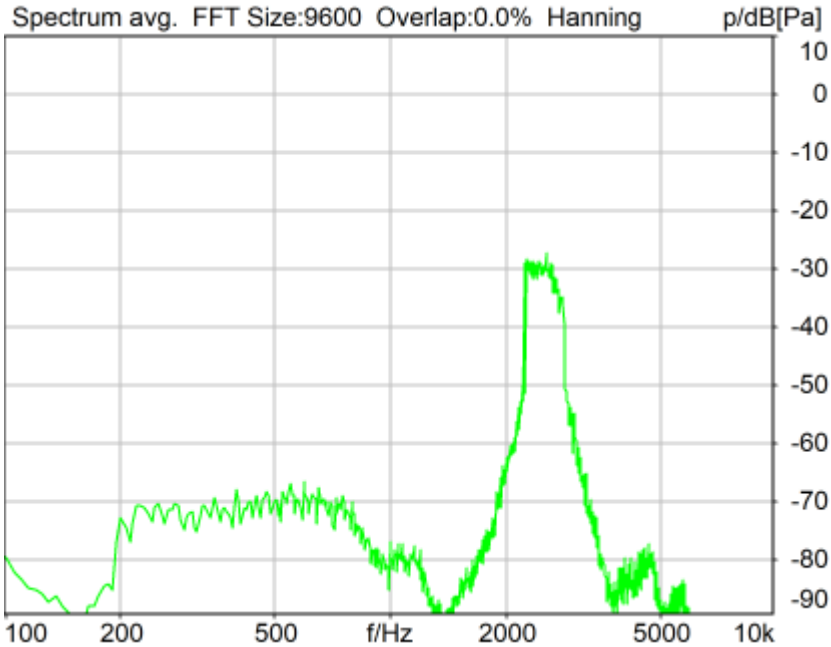

Distortion (Noise) RCV (packed): 25.38 dB (5.38%) Ok

Ok

2024/3/1 16:45 ACQUA 5.1.200
Unmodified HEAD acoustics Measurement Descriptor

Limits

	lower
Run 1	20.00 dB

Meas. Setting off

Underlying Standard: TIA-5050 (2018-01)
Database Version: 40_HAC_Suite_Rev03

Source: act_rpn_b250ms_2500hz_sr20dbm0_v02.dat
Level adj. Ch1 -90.0 dB

Calibration
Input ch.2: 0.49 dB 2023/11/1 (HATS 1 (HMS II.3))
Output ch.2: 0.00 dB 2023/6/27 (Radio Tester 1 (CMW500))

Output Equalization/Filter
Mouth Eq. Ch.1: HATS 1 (HMS II.3)

Analysis

Direction	Out 2 -> In 2		
Range start	13550.00 ms	Range length	200.00 ms
Number of seq.	10	Sequence length	400.00 ms
Use FIR Filter	Ch2	FIR filter	drp2ff_ieee1652
DRP/ERP Ch.1:	Off	DRP/ERP Ch.2:	Off
Frequency base	Transformation		
FFT size	9600	Overlap	0 %
Window function.	Hanning	Smooth	Off
dB weighting	A Weighting		
Stimulus min.	2205.0 Hz	Stimulus max.	2855.0 Hz
Analysis min.	20.0 Hz	Analysis max.	2200.0 Hz
Analysis (2) min.	2860.0 Hz	Analysis (2) max.	20000.0 Hz

Special Features
Compensate delay 161.7000 ms (D_RCV_WB, Delay (Cross))
Store to variable RCVWB10_2500Hz

labCORE Settings

labCORE Serial	77000207	Nickname	
Firmware	3.4.17	Sync Source	Internal
Clock Pitch	0.00 ppm		

---
labCORE Routing
Out Channel 1 -> Power Amp. (Slot 10) 1 -> HATS 1 (HMS II.3) Speaker
Out Channel 2 -> VoIP 1 -> Radio Tester 1 (CMW500) RF In/Out
In Channel 1 <- VoIP In/Out 1 <- Radio Tester 1 (CMW500) RF In/Out
In Channel 2 <- BEQ Filter 1 R <- Mic Amp. (Slot 6) In 2 <- HATS 1 (HMS II.3) Mic. Right
---
Microphone Settings (Mic Amp. (Slot 6))
Channel In 1 Settings

Range	114 dB[SPL] @ 12.5 mV/Pa	Highpass	20Hz
Polarisation Voltage	200V	Supply Voltage	±60V

Channel In 2 Settings

Range	114 dB[SPL] @ 12.5 mV/Pa	Highpass	20Hz
Polarisation Voltage	200V	Supply Voltage	±60V

Channel In 3 Settings

Range	114 dB[SPL] @ 12.5 mV/Pa	Highpass	Off
Polarisation Voltage	200V	Supply Voltage	±60V

Channel In 4 Settings

Range	114 dB[SPL] @ 12.5 mV/Pa	Highpass	Off
Polarisation Voltage	200V	Supply Voltage	±60V

VoIP Settings (VoIP)

RTP Connection	Streaming	SIP Connection	Unavailable
SIP Reg. State	Unregistered	Jitterbuffer Length	140
Jitter Buffer Reset	On Playback	Enabled Codec	AMR-WB/16000/1
Packet Length	20	Encoder Parameter	

;;octet-align=0;default-local-mode=8;request-remote-mode=off

FMTP Parameter	octet-align=1;;octet-align=0		
Impairment Mode	Off	Impairment Type	Off

BEQ Settings (BEQ Filter 1)

Block mode	Bypass

Artificial Head Settings (HATS 1 (HMS II.3))

Ser. Nr.	12306613	Pinna Type	Type 3.3

HIB Settings

HIB Name	60020095	Serial	60020095
HIB Mode	Mobile Measurement	Impedance	32 Ohm
Gain out 1	-40.00 dB	Gain out 2	0.00 dB
Gain in 1	0.00 dB	Gain in 2	0.00 dB
Mic 1 Power Supply	Off	Mic 2 Power Supply	Off

5.2 RCV Distortion and Noise - 3150 Hz WB

TIA-5050 (2018-01) \ Measurements \ Wideband \ 5.2 Receive Distortion and Noise 2N

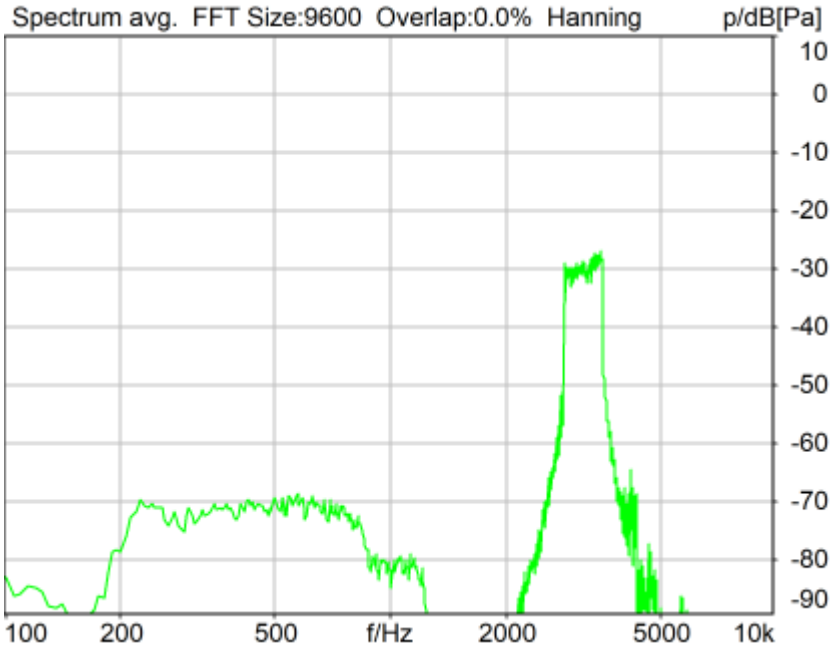

Distortion (Noise) RCV (packed): 28.41 dB (3.80%) Ok

Ok

2024/3/1 16:46 ACQUA 5.1.200
Unmodified HEAD acoustics Measurement Descriptor

Limits

	lower
Run 1	20.00 dB

Meas. Setting off

Underlying Standard: TIA-5050 (2018-01)
Database Version: 40_HAC_Suite_Rev03

Source: act_rpn_b250ms_3150hz_sr20dbm0_v02.dat
Level adj. Ch1 -90.0 dB

Calibration
Input ch.2: 0.49 dB 2023/11/1 (HATS 1 (HMS II.3))
Output ch.2: 0.00 dB 2023/6/27 (Radio Tester 1 (CMW500))

Output Equalization/Filter
Mouth Eq. Ch.1: HATS 1 (HMS II.3)

Analysis

Direction	Out 2 -> In 2		
Range start	13550.00 ms	Range length	200.00 ms
Number of seq.	10	Sequence length	400.00 ms
Use FIR Filter	Ch2	FIR filter	drp2ff_ieee1652
DRP/ERP Ch.1:	Off	DRP/ERP Ch.2:	Off
Frequency base	Transformation		
FFT size	9600	Overlap	0 %
Window function.	Hanning	Smooth	Off
dB weighting	A Weighting		
Stimulus min.	2785.0 Hz	Stimulus max.	3585.0 Hz
Analysis min.	20.0 Hz	Analysis max.	2780.0 Hz
Analysis (2) min.	3590.0 Hz	Analysis (2) max.	20000.0 Hz

Special Features
Compensate delay 161.7000 ms (D_RCV_WB, Delay (Cross))
Store to variable RCVWB10_3150Hz

labCORE Settings

labCORE Serial	77000207	Nickname	
Firmware	3.4.17	Sync Source	Internal
Clock Pitch	0.00 ppm		

---
labCORE Routing
Out Channel 1 -> Power Amp. (Slot 10) 1 -> HATS 1 (HMS II.3) Speaker
Out Channel 2 -> VoIP 1 -> Radio Tester 1 (CMW500) RF In/Out
In Channel 1 <- VoIP In/Out 1 <- Radio Tester 1 (CMW500) RF In/Out
In Channel 2 <- BEQ Filter 1 R <- Mic Amp. (Slot 6) In 2 <- HATS 1 (HMS II.3) Mic. Right
---
Microphone Settings (Mic Amp. (Slot 6))
Channel In 1 Settings

Range	114 dB[SPL] @ 12.5 mV/Pa	Highpass	20Hz
Polarisation Voltage	200V	Supply Voltage	±60V

Channel In 2 Settings

Range	114 dB[SPL] @ 12.5 mV/Pa	Highpass	20Hz
Polarisation Voltage	200V	Supply Voltage	±60V

Channel In 3 Settings

Range	114 dB[SPL] @ 12.5 mV/Pa	Highpass	Off
Polarisation Voltage	200V	Supply Voltage	±60V

Channel In 4 Settings

Range	114 dB[SPL] @ 12.5 mV/Pa	Highpass	Off
Polarisation Voltage	200V	Supply Voltage	±60V

VoIP Settings (VoIP)

RTP Connection	Streaming	SIP Connection	Unavailable
SIP Reg. State	Unregistered	Jitterbuffer Length	140
Jitter Buffer Reset	On Playback	Enabled Codec	AMR-WB/16000/1
Packet Length	20	Encoder Parameter	

;;octet-align=0;default-local-mode=8;request-remote-mode=off

FMTP Parameter	octet-align=1;;octet-align=0		
Impairment Mode	Off	Impairment Type	Off

BEQ Settings (BEQ Filter 1)

Block mode	Bypass

Artificial Head Settings (HATS 1 (HMS II.3))

Ser. Nr.	12306613	Pinna Type	Type 3.3

HIB Settings

HIB Name	60020095	Serial	60020095
HIB Mode	Mobile Measurement	Impedance	32 Ohm
Gain out 1	-40.00 dB	Gain out 2	0.00 dB
Gain in 1	0.00 dB	Gain in 2	0.00 dB
Mic 1 Power Supply	Off	Mic 2 Power Supply	Off

5.2 RCV Distortion and Noise - 4000 Hz WB

TIA-5050 (2018-01) \ Measurements \ Wideband \ 5.2 Receive Distortion and Noise 2N

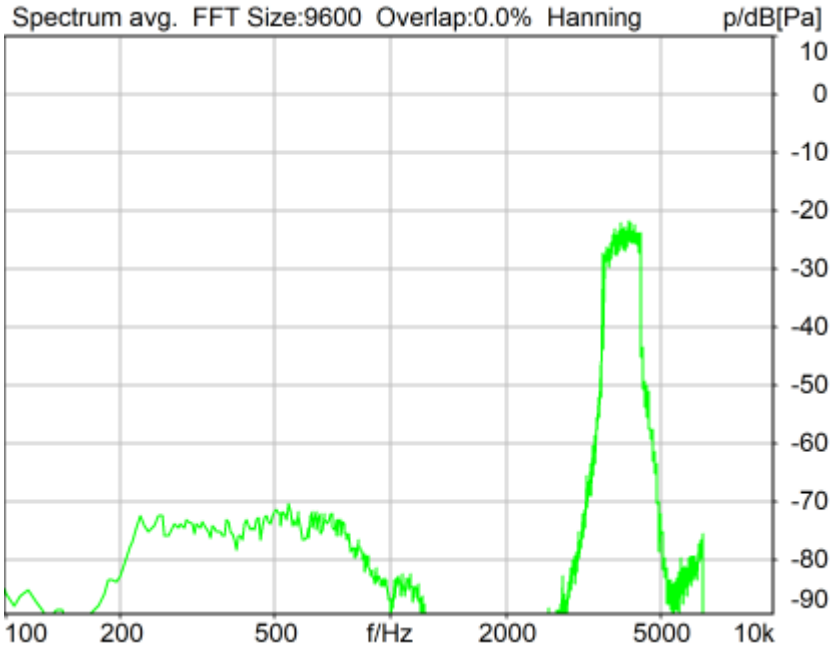

Distortion (Noise) RCV (packed): 30.01 dB (3.16%) Ok

Ok

2024/3/1 16:46 ACQUA 5.1.200
Unmodified HEAD acoustics Measurement Descriptor

Limits

	lower
Run 1	20.00 dB

Meas. Setting off

Underlying Standard: TIA-5050 (2018-01)
Database Version: 40_HAC_Suite_Rev03

Source: act_rpn_b250ms_4000hz_sr20dbm0_v02.dat
Level adj. Ch1 -90.0 dB

Calibration
Input ch.2: 0.49 dB 2023/11/1 (HATS 1 (HMS II.3))
Output ch.2: 0.00 dB 2023/6/27 (Radio Tester 1 (CMW500))

Output Equalization/Filter
Mouth Eq. Ch.1: HATS 1 (HMS II.3)

Analysis

Direction	Out 2 -> In 2		
Range start	13550.00 ms	Range length	200.00 ms
Number of seq.	10	Sequence length	400.00 ms
Use FIR Filter	Ch2	FIR filter	drp2ff_ieee1652
DRP/ERP Ch.1:	Off	DRP/ERP Ch.2:	Off
Frequency base	Transformation		
FFT size	9600	Overlap	0 %
Window function.	Hanning	Smooth	Off
dB weighting	A Weighting		
Stimulus min.	3515.0 Hz	Stimulus max.	4500.0 Hz
Analysis min.	20.0 Hz	Analysis max.	3510.0 Hz
Analysis (2) min.	4505.0 Hz	Analysis (2) max.	20000.0 Hz

Special Features
Compensate delay 161.7000 ms (D_RCV_WB, Delay (Cross))
Store to variable RCVWB10_4000Hz

labCORE Settings

labCORE Serial	77000207	Nickname	
Firmware	3.4.17	Sync Source	Internal
Clock Pitch	0.00 ppm		

---
labCORE Routing
Out Channel 1 -> Power Amp. (Slot 10) 1 -> HATS 1 (HMS II.3) Speaker
Out Channel 2 -> VoIP 1 -> Radio Tester 1 (CMW500) RF In/Out
In Channel 1 <- VoIP In/Out 1 <- Radio Tester 1 (CMW500) RF In/Out
In Channel 2 <- BEQ Filter 1 R <- Mic Amp. (Slot 6) In 2 <- HATS 1 (HMS II.3) Mic. Right
---
Microphone Settings (Mic Amp. (Slot 6))
Channel In 1 Settings

Range	114 dB[SPL] @ 12.5 mV/Pa	Highpass	20Hz
Polarisation Voltage	200V	Supply Voltage	±60V

Channel In 2 Settings

Range	114 dB[SPL] @ 12.5 mV/Pa	Highpass	20Hz
Polarisation Voltage	200V	Supply Voltage	±60V

Channel In 3 Settings

Range	114 dB[SPL] @ 12.5 mV/Pa	Highpass	Off
Polarisation Voltage	200V	Supply Voltage	±60V

Channel In 4 Settings

Range	114 dB[SPL] @ 12.5 mV/Pa	Highpass	Off
Polarisation Voltage	200V	Supply Voltage	±60V

VoIP Settings (VoIP)

RTP Connection	Streaming	SIP Connection	Unavailable
SIP Reg. State	Unregistered	Jitterbuffer Length	140
Jitter Buffer Reset	On Playback	Enabled Codec	AMR-WB/16000/1
Packet Length	20	Encoder Parameter	

;;octet-align=0;default-local-mode=8;request-remote-mode=off

FMTP Parameter	octet-align=1;;octet-align=0		
Impairment Mode	Off	Impairment Type	Off

BEQ Settings (BEQ Filter 1)

Block mode	Bypass

Artificial Head Settings (HATS 1 (HMS II.3))

Ser. Nr.	12306613	Pinna Type	Type 3.3

HIB Settings

HIB Name	60020095	Serial	60020095
HIB Mode	Mobile Measurement	Impedance	32 Ohm
Gain out 1	-40.00 dB	Gain out 2	0.00 dB
Gain in 1	0.00 dB	Gain in 2	0.00 dB
Mic 1 Power Supply	Off	Mic 2 Power Supply	Off

5.2 RCV Distortion and Noise - 5000 Hz WB

TIA-5050 (2018-01) \ Measurements \ Wideband \ 5.2 Receive Distortion and Noise 2N

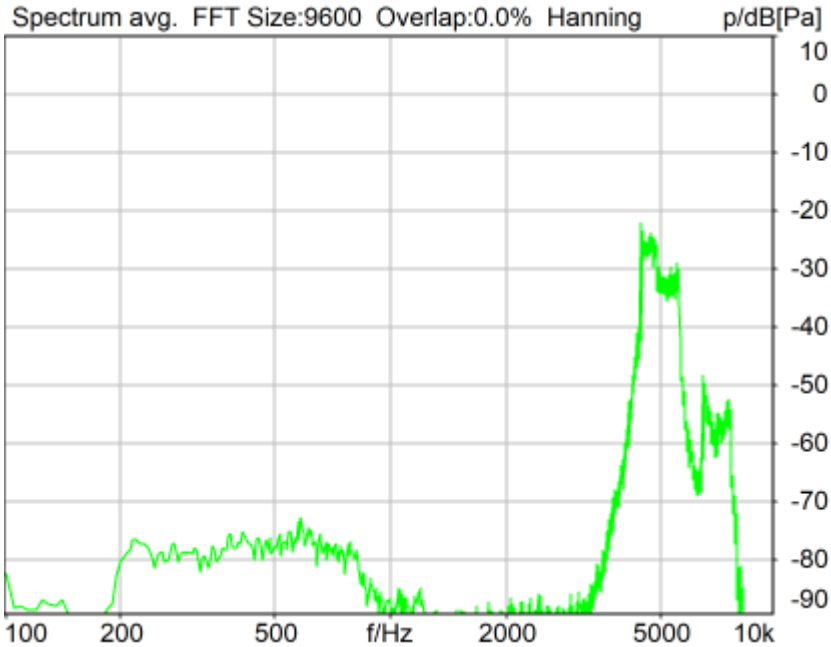

Distortion (Noise) RCV (packed): 20.86 dB (9.06%) Ok

Ok

2024/3/1 16:47 ACQUA 5.1.200
Unmodified HEAD acoustics Measurement Descriptor

Limits

	lower
Run 1	20.00 dB

Meas. Setting off

Underlying Standard: TIA-5050 (2018-01)
Database Version: 40_HAC_Suite_Rev03

Source: act_rpn_b250ms_5000hz_sr20dbm0_v02.dat
Level adj. Ch1 -90.0 dB

Calibration
Input ch.2: 0.49 dB 2023/11/1 (HATS 1 (HMS II.3))
Output ch.2: 0.00 dB 2023/6/27 (Radio Tester 1 (CMW500))

Output Equalization/Filter
Mouth Eq. Ch.1: HATS 1 (HMS II.3)

Analysis

Direction	Out 2 -> In 2		
Range start	13550.00 ms	Range length	200.00 ms
Number of seq.	10	Sequence length	400.00 ms
Use FIR Filter	Ch2	FIR filter	drp2ff_ieee1652
DRP/ERP Ch.1:	Off	DRP/ERP Ch.2:	Off
Frequency base	Transformation		
FFT size	9600	Overlap	0 %
Window function.	Hanning	Smooth	Off
dB weighting	A Weighting		
Stimulus min.	4430.0 Hz	Stimulus max.	5660.0 Hz
Analysis min.	20.0 Hz	Analysis max.	4425.0 Hz
Analysis (2) min.	5665.0 Hz	Analysis (2) max.	20000.0 Hz

Special Features
Compensate delay 161.7000 ms (D_RCV_WB, Delay (Cross))
Store to variable RCVWB10_5000Hz

labCORE Settings

labCORE Serial	77000207	Nickname	
Firmware	3.4.17	Sync Source	Internal
Clock Pitch	0.00 ppm		

---
labCORE Routing
Out Channel 1 -> Power Amp. (Slot 10) 1 -> HATS 1 (HMS II.3) Speaker
Out Channel 2 -> VoIP 1 -> Radio Tester 1 (CMW500) RF In/Out
In Channel 1 <- VoIP In/Out 1 <- Radio Tester 1 (CMW500) RF In/Out
In Channel 2 <- BEQ Filter 1 R <- Mic Amp. (Slot 6) In 2 <- HATS 1 (HMS II.3) Mic. Right
---
Microphone Settings (Mic Amp. (Slot 6))
Channel In 1 Settings

Range	114 dB[SPL] @ 12.5 mV/Pa	Highpass	20Hz
Polarisation Voltage	200V	Supply Voltage	±60V

Channel In 2 Settings

Range	114 dB[SPL] @ 12.5 mV/Pa	Highpass	20Hz
Polarisation Voltage	200V	Supply Voltage	±60V

Channel In 3 Settings
Range 114 dB[SPL] @ 12.5 mV/Pa Highpass Off
Polarisation Voltage 200V Supply Voltage ±60V
Channel In 4 Settings
Range 114 dB[SPL] @ 12.5 mV/Pa Highpass Off
Polarisation Voltage 200V Supply Voltage ±60V

VoIP Settings (VoIP)
RTP Connection Streaming SIP Connection Unavailable
SIP Reg. State Unregistered Jitterbuffer Length 140
Jitter Buffer Reset On Playback Enabled Codec AMR-WB/16000/1
Packet Length 20 Encoder Parameter
;;octet-align=0;default-local-mode=8;request-remote-mode=off
FMTP Parameter octet-align=1;;octet-align=0
Impairment Mode Off Impairment Type Off

BEQ Settings (BEQ Filter 1)
Block mode Bypass

Artificial Head Settings (HATS 1 (HMS II.3))
Ser. Nr. 12306613 Pinna Type Type 3.3

HIB Settings
HIB Name 60020095 Serial 60020095
HIB Mode Mobile Measurement Impedance 32 Ohm
Gain out 1 -40.00 dB Gain out 2 0.00 dB
Gain in 1 0.00 dB Gain in 2 0.00 dB
Mic 1 Power Supply Off Mic 2 Power Supply Off

Report - Receive Distortion and Noise (Conversational Gain)

TIA-5050 (2018-01) \ Measurements \ Wideband \ 5.2 Receive Distortion and Noise 2N

Region	Frequency	SDNR
1	250Hz	27.10 dB
2	315Hz	27.68 dB
3	400Hz	26.66 dB
4	500Hz	27.89 dB
5	630Hz	28.09 dB
6	800Hz	24.82 dB
7	1000Hz	23.74 dB
8	1250Hz	23.16 dB
9	1600Hz	24.74 dB
10	2000Hz	21.96 dB
11	2500Hz	25.38 dB
12	3150Hz	28.41 dB
13	4000Hz	30.01 dB
14	5000Hz	20.86 dB

All SDNRs were greater than 20.0 dB, requirement was met.
Smallest SDNR was 20.86dB at 5000Hz.

2024/3/1 16:47 ACQUA

5.3 Frequency Response 8N FF

TIA-5050 (2018-01) \ Measurements \ Wideband

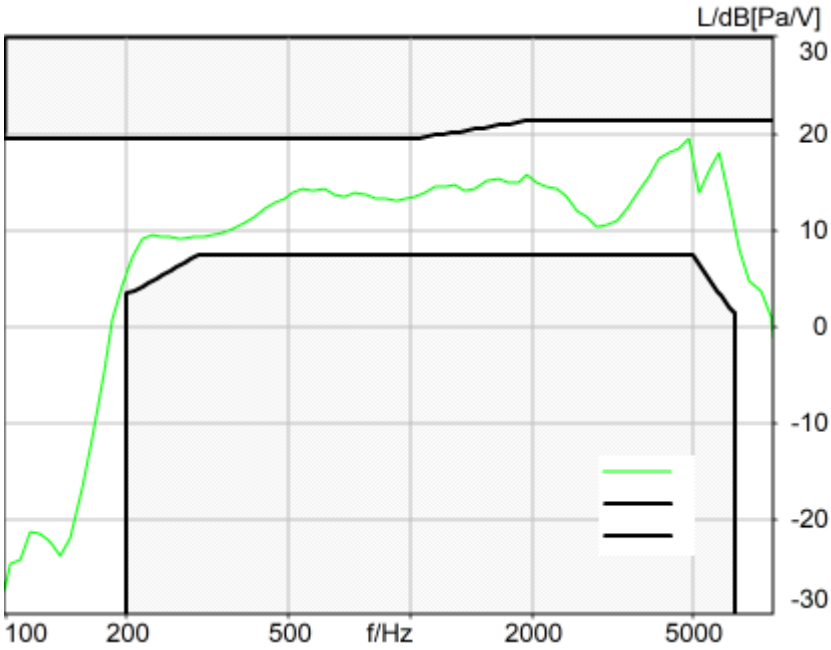

Absolute minimal distance
1.96 dB at 4870.0 Hz Ok

Ok

2024/3/1 16:34 ACQUA 5.1.200
Unmodified HEAD acoustics Measurement Descriptor

Limits

	lower
Run 1	Fit into tolerance

Meas. Setting off

Underlying Standard: TIA-5050 (2018-01)
Database Version: 40_HAC_Suite_Rev03

Source: respmaleieee269_wb_r20_v01.dat
Level adj. Ch1 -90.0 dB
WIDEBAND IEEE-269-2010 Real Speech Signal at Channel 2

Pause 0.5 s +
Real Speech (english, male speaker) 11.5 s, Active Speech Level: -22,2 dBV, margin 15.9 dB +
Pause till end of file
Signal level (ch2): -22,2 dBV Active Speech Level, margin 15.9 dB

Signal taken from "IEEE_269-2010_Male_mono_48_kHz.wav"
Alteration:
0.2 s Pause added at the beginning of the file.
0.8 s Pause added at the and of the file.
filtered with 8.0 kHz low-pass filter
signal level changed

Calibration
Input ch.2: 0.49 dB 2023/11/1 (HATS 1 (HMS II.3))
Output ch.2: 0.00 dB 2023/6/27 (Radio Tester 1 (CMW500))

Output Equalization/Filter
Mouth Eq. Ch.1: HATS 1 (HMS II.3)

Analysis

Direction	Out 2 -> In 2		
Range start	500.00 ms	Range length	11500.00 ms
Use FIR Filter	Ch2	FIR filter	drp2ff_ieee1652
DRP/ERP Ch.1:	Off	DRP/ERP Ch.2:	Off
Frequency base	12th octave	DIN Row	Row A
Method	FFT		
FFT size	4096	Overlap	75 %
Window function.	Hanning		
Reference file	r521_rcv_frq_spee269_hawb.fft		
Tol. scheme file	521_rcv_frq_man_hawb.tol	Min. freq. for tol.	100.0 Hz
Auto adjust	Centrate	Max. freq. for tol.	8000.0 Hz

Special Features
Compensate delay 161.7000 ms (D_RCV_WB, Delay (Cross))

labCORE Settings

labCORE Serial	77000207	Nickname	
Firmware	3.4.17	Sync Source	Internal
Clock Pitch	0.00 ppm		

---
labCORE Routing
Out Channel 1 -> Power Amp. (Slot 10) 1 -> HATS 1 (HMS II.3) Speaker
Out Channel 2 -> VoIP 1 -> Radio Tester 1 (CMW500) RF In/Out
In Channel 1 <- VoIP In/Out 1 <- Radio Tester 1 (CMW500) RF In/Out
In Channel 2 <- BEQ Filter 1 R <- Mic Amp. (Slot 6) In 2 <- HATS 1 (HMS II.3) Mic. Right
---
Microphone Settings (Mic Amp. (Slot 6))
Channel In 1 Settings

Range	114 dB[SPL] @ 12.5 mV/Pa	Highpass	20Hz
Polarisation Voltage	200V	Supply Voltage	±60V

Channel In 2 Settings

Range	114 dB[SPL] @ 12.5 mV/Pa	Highpass	20Hz
Polarisation Voltage	200V	Supply Voltage	±60V

Channel In 3 Settings

Range	114 dB[SPL] @ 12.5 mV/Pa	Highpass	Off
Polarisation Voltage	200V	Supply Voltage	±60V

Channel In 4 Settings

Range	114 dB[SPL] @ 12.5 mV/Pa	Highpass	Off
Polarisation Voltage	200V	Supply Voltage	±60V

VoIP Settings (VoIP)

RTP Connection	Streaming	SIP Connection	Unavailable
SIP Reg. State	Unregistered	Jitterbuffer Length	140
Jitter Buffer Reset	On Playback	Enabled Codec	AMR-WB/16000/1
Packet Length	20	Encoder Parameter	

;;octet-align=0;default-local-mode=8;request-remote-mode=off

FMTP Parameter	octet-align=1;;octet-align=0		
Impairment Mode	Off	Impairment Type	Off

BEQ Settings (BEQ Filter 1)

Block mode	Bypass

Artificial Head Settings (HATS 1 (HMS II.3))

Ser. Nr.	12306613	Pinna Type	Type 3.3

HIB Settings

HIB Name	60020095	Serial	60020095
HIB Mode	Mobile Measurement	Impedance	32 Ohm
Gain out 1	-40.00 dB	Gain out 2	0.00 dB
Gain in 1	0.00 dB	Gain in 2	0.00 dB
Mic 1 Power Supply	Off	Mic 2 Power Supply	Off

5.3 Frequency Response 8N DF

TIA-5050 (2018-01) \ Measurements \ Wideband

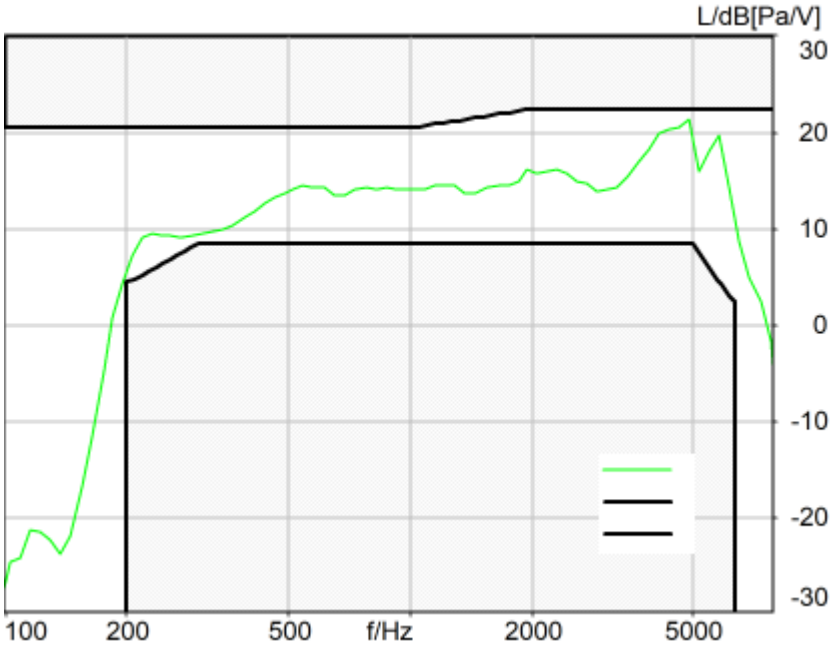

Absolute minimal distance

1.03 dB at 4870.0 Hz Ok

Ok

2024/3/1 16:35 ACQUA 5.1.200

Unmodified HEAD acoustics Measurement Descriptor

Limits

	lower

Run 1	Fit into tolerance

Meas. Setting off

Underlying Standard: TIA-5050 (2018-01)
Database Version: 40_HAC_Suite_Rev03

Source: respmaleieee269_wb_r20_v01.dat
Level adj. Ch1 -90.0 dB
WIDEBAND IEEE-269-2010 Real Speech Signal at Channel 2
Pause 0.5 s +
Real Speech (english, male speaker) 11.5 s, Active Speech Level: -22,2 dBV, margin 15.9 dB +
Pause till end of file
Signal level (ch2): -22,2 dBV Active Speech Level, margin 15.9 dB

Signal taken from "IEEE_269-2010_Male_mono_48_kHz.wav"
Alteration:
0.2 s Pause added at the beginning of the file.
0.8 s Pause added at the and of the file.
filtered with 8.0 kHz low-pass filter
signal level changed

Calibration
Input ch.2: 0.49 dB 2023/11/1 (HATS 1 (HMS II.3))
Output ch.2: 0.00 dB 2023/6/27 (Radio Tester 1 (CMW500))

Output Equalization/Filter
Mouth Eq. Ch.1: HATS 1 (HMS II.3)

Analysis

Direction	Out 2 -> In 2		
Range start	500.00 ms	Range length	11500.00 ms
Use FIR Filter	Ch2	FIR filter	drp2df_ieee1652
DRP/ERP Ch.1:	Off	DRP/ERP Ch.2:	Off
Frequency base	12th octave	DIN Row	Row A
Method	FFT		
FFT size	4096	Overlap	75 %
Window function.	Hanning		
Reference file	r521_rcv_frq_spee269_hawb.fft		
Tol. scheme file	521_rcv_frq_man_hawb.tol	Min. freq. for tol.	100.0 Hz
Auto adjust	Centrate	Max. freq. for tol.	8000.0 Hz

Special Features
Compensate delay 161.7000 ms (D_RCV_WB, Delay (Cross))

labCORE Settings

labCORE Serial	77000207	Nickname	
Firmware	3.4.17	Sync Source	Internal
Clock Pitch	0.00 ppm		

---
labCORE Routing
Out Channel 1 -> Power Amp. (Slot 10) 1 -> HATS 1 (HMS II.3) Speaker
Out Channel 2 -> VoIP 1 -> Radio Tester 1 (CMW500) RF In/Out
In Channel 1 <- VoIP In/Out 1 <- Radio Tester 1 (CMW500) RF In/Out
In Channel 2 <- BEQ Filter 1 R <- Mic Amp. (Slot 6) In 2 <- HATS 1 (HMS II.3) Mic. Right
---
Microphone Settings (Mic Amp. (Slot 6))
Channel In 1 Settings

Range	114 dB[SPL] @ 12.5 mV/Pa	Highpass	20Hz
Polarisation Voltage	200V	Supply Voltage	±60V

Channel In 2 Settings

Range	114 dB[SPL] @ 12.5 mV/Pa	Highpass	20Hz
Polarisation Voltage	200V	Supply Voltage	±60V

Channel In 3 Settings

Range	114 dB[SPL] @ 12.5 mV/Pa	Highpass	Off

Polarisation Voltage	200V	Supply Voltage	±60V
Channel In 4 Settings			
Range	114 dB[SPL] @ 12.5 mV/Pa	Highpass	Off
Polarisation Voltage	200V	Supply Voltage	±60V

VoIP Settings (VoIP)			
RTP Connection	Streaming	SIP Connection	Unavailable
SIP Reg. State	Unregistered	Jitterbuffer Length	140
Jitter Buffer Reset	On Playback	Enabled Codec	AMR-WB/16000/1
Packet Length	20	Encoder Parameter	
;;octet-align=0;default-local-mode=8;request-remote-mode=off			
FMTP Parameter	octet-align=1;;octet-align=0		
Impairment Mode	Off	Impairment Type	Off

BEQ Settings (BEQ Filter 1)			
Block mode	Bypass		

Artificial Head Settings (HATS 1 (HMS II.3))			
Ser. Nr.	12306613	Pinna Type	Type 3.3

HIB Settings

HIB Name	60020095	Serial	60020095
HIB Mode	Mobile Measurement	Impedance	32 Ohm
Gain out 1	-40.00 dB	Gain out 2	0.00 dB
Gain in 1	0.00 dB	Gain in 2	0.00 dB
Mic 1 Power Supply	Off	Mic 2 Power Supply	Off

5.3 Frequency Response 2N FF

TIA-5050 (2018-01) \ Measurements \ Wideband

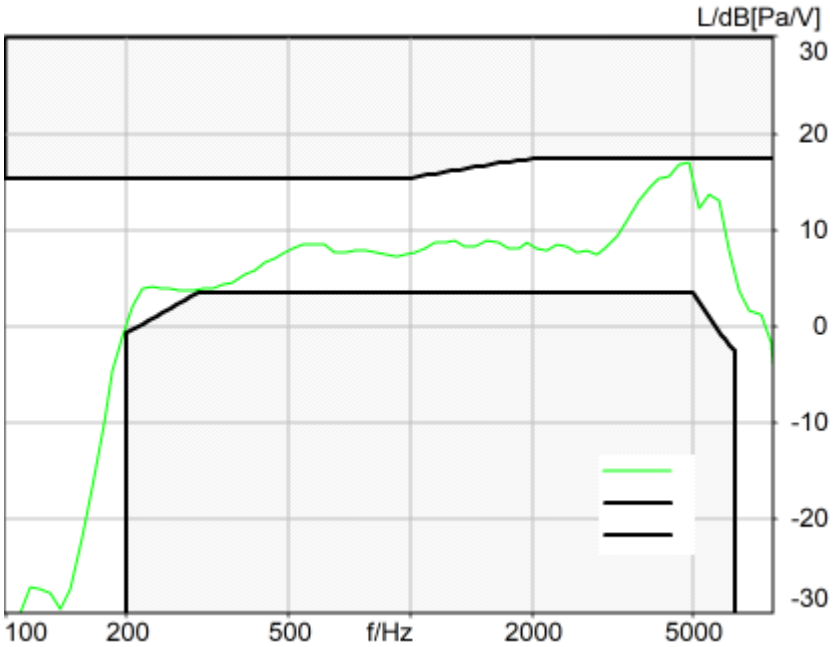

Absolute minimal distance

0.46 dB at 4870.0 Hz Ok

Ok

2024/3/1 16:47 ACQUA 5.1.200
Unmodified HEAD acoustics Measurement Descriptor

Limits

	lower
Run 1	Fit into tolerance

Meas. Setting off

Underlying Standard: TIA-5050 (2018-01)
Database Version: 40_HAC_Suite_Rev03

Source: respmaleieee269_wb_r20_v01.dat
Level adj. Ch1 -90.0 dB
WIDEBAND IEEE-269-2010 Real Speech Signal at Channel 2
Pause 0.5 s +
Real Speech (english, male speaker) 11.5 s, Active Speech Level: -22,2 dBV, margin 15.9 dB +
Pause till end of file
Signal level (ch2): -22,2 dBV Active Speech Level, margin 15.9 dB

Signal taken from "IEEE_269-2010_Male_mono_48_kHz.wav"
Alteration:
0.2 s Pause added at the beginning of the file.
0.8 s Pause added at the and of the file.
filtered with 8.0 kHz low-pass filter
signal level changed

Calibration
Input ch.2: 0.49 dB 2023/11/1 (HATS 1 (HMS II.3))
Output ch.2: 0.00 dB 2023/6/27 (Radio Tester 1 (CMW500))

Output Equalization/Filter
Mouth Eq. Ch.1: HATS 1 (HMS II.3)

Analysis

Direction	Out 2 -> In 2		
Range start	500.00 ms	Range length	11500.00 ms
Use FIR Filter	Ch2	FIR filter	drp2ff_ieee1652
DRP/ERP Ch.1:	Off	DRP/ERP Ch.2:	Off
Frequency base	12th octave	DIN Row	Row A
Method	FFT		
FFT size	4096	Overlap	75 %
Window function.	Hanning		
Reference file	r521_rcv_frq_spee269_hawb.fft		
Tol. scheme file	521_rcv_frq_man_hawb.tol	Min. freq. for tol.	100.0 Hz
Auto adjust	Centrate	Max. freq. for tol.	8000.0 Hz

Special Features
Compensate delay 161.7000 ms (D_RCV_WB, Delay (Cross))

labCORE Settings

labCORE Serial	77000207	Nickname	
Firmware	3.4.17	Sync Source	Internal
Clock Pitch	0.00 ppm		

---
labCORE Routing
Out Channel 1 -> Power Amp. (Slot 10) 1 -> HATS 1 (HMS II.3) Speaker
Out Channel 2 -> VoIP 1 -> Radio Tester 1 (CMW500) RF In/Out

In Channel 1 <- VoIP In/Out 1 <- Radio Tester 1 (CMW500) RF In/Out
In Channel 2 <- BEQ Filter 1 R <- Mic Amp. (Slot 6) In 2 <- HATS 1 (HMS II.3) Mic. Right
---
Microphone Settings (Mic Amp. (Slot 6))
Channel In 1 Settings

Range	114 dB[SPL] @ 12.5 mV/Pa	Highpass	20Hz
Polarisation Voltage	200V	Supply Voltage	±60V

Channel In 2 Settings

Range	114 dB[SPL] @ 12.5 mV/Pa	Highpass	20Hz
Polarisation Voltage	200V	Supply Voltage	±60V

Channel In 3 Settings

Range	114 dB[SPL] @ 12.5 mV/Pa	Highpass	Off
Polarisation Voltage	200V	Supply Voltage	±60V

Channel In 4 Settings

Range	114 dB[SPL] @ 12.5 mV/Pa	Highpass	Off
Polarisation Voltage	200V	Supply Voltage	±60V

VoIP Settings (VoIP)

RTP Connection	Streaming	SIP Connection	Unavailable
SIP Reg. State	Unregistered	Jitterbuffer Length	140
Jitter Buffer Reset	On Playback	Enabled Codec	AMR-WB/16000/1
Packet Length	20	Encoder Parameter	

;;octet-align=0;default-local-mode=8;request-remote-mode=off

FMTP Parameter	octet-align=1;;octet-align=0		
Impairment Mode	Off	Impairment Type	Off

BEQ Settings (BEQ Filter 1)

Block mode	Bypass

Artificial Head Settings (HATS 1 (HMS II.3))

Ser. Nr.	12306613	Pinna Type	Type 3.3

HIB Settings

HIB Name	60020095	Serial	60020095
HIB Mode	Mobile Measurement	Impedance	32 Ohm
Gain out 1	-40.00 dB	Gain out 2	0.00 dB
Gain in 1	0.00 dB	Gain in 2	0.00 dB
Mic 1 Power Supply	Off	Mic 2 Power Supply	Off

5.3 Frequency Response 2N DF

TIA-5050 (2018-01) \ Measurements \ Wideband

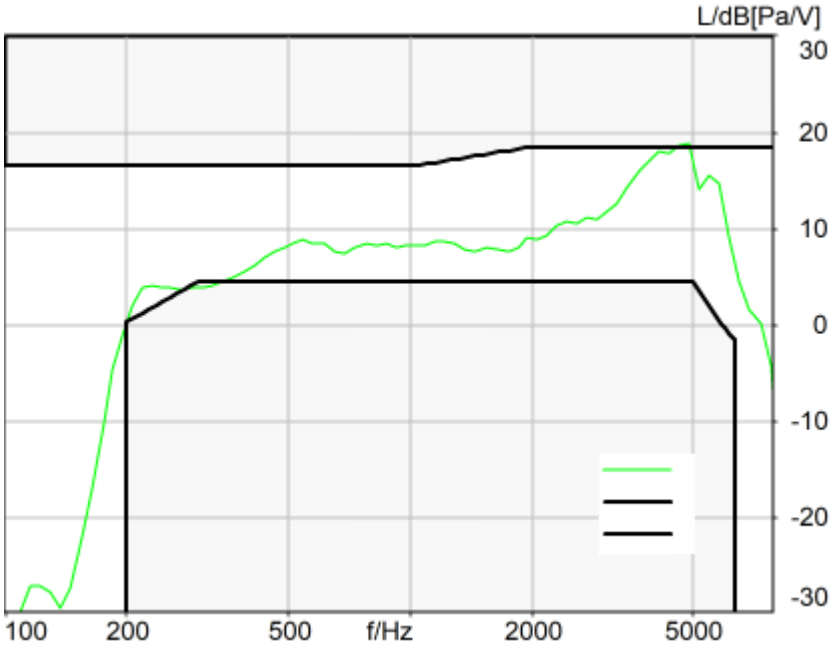

Absolute minimal distance
-0.48 dB at 4870.0 Hz Not Ok

Not Ok

2024/3/1 16:48 ACQUA 5.1.200
Unmodified HEAD acoustics Measurement Descriptor

Limits

	lower
Run 1	Fit into tolerance

Meas. Setting off

Underlying Standard: TIA-5050 (2018-01)
Database Version: 40_HAC_Suite_Rev03

Source: respmaleieee269_wb_r20_v01.dat
Level adj. Ch1 -90.0 dB
WIDEBAND IEEE-269-2010 Real Speech Signal at Channel 2
Pause 0.5 s +
Real Speech (english, male speaker) 11.5 s, Active Speech Level: -22,2 dBV, margin 15.9 dB +
Pause till end of file
Signal level (ch2): -22,2 dBV Active Speech Level, margin 15.9 dB

Signal taken from "IEEE_269-2010_Male_mono_48_kHz.wav"
Alteration:
0.2 s Pause added at the beginning of the file.
0.8 s Pause added at the and of the file.
filtered with 8.0 kHz low-pass filter
signal level changed

Calibration

Input ch.2: 0.49 dB 2023/11/1 (HATS 1 (HMS II.3))
Output ch.2: 0.00 dB 2023/6/27 (Radio Tester 1 (CMW500))

Output Equalization/Filter

Mouth Eq. Ch.1:	HATS 1 (HMS II.3)

Analysis

Direction	Out 2 -> In 2		
Range start	500.00 ms	Range length	11500.00 ms
Use FIR Filter	Ch2	FIR filter	drp2df_ieee1652
DRP/ERP Ch.1:	Off	DRP/ERP Ch.2:	Off
Frequency base	12th octave	DIN Row	Row A
Method	FFT		
FFT size	4096	Overlap	75 %
Window function.	Hanning		
Reference file	r521_rcv_frq_spee269_hawb.fft		
Tol. scheme file	521_rcv_frq_man_hawb.tol	Min. freq. for tol.	100.0 Hz
Auto adjust	Centrate	Max. freq. for tol.	8000.0 Hz

Special Features

Compensate delay	161.7000 ms (D_RCV_WB, Delay (Cross))

labCORE Settings

labCORE Serial	77000207	Nickname	
Firmware	3.4.17	Sync Source	Internal
Clock Pitch	0.00 ppm		

---

labCORE Routing

Out Channel 1 ->	Power Amp. (Slot 10) 1 -> HATS 1 (HMS II.3) Speaker
Out Channel 2 ->	VoIP 1 -> Radio Tester 1 (CMW500) RF In/Out
In Channel 1 <-	VoIP In/Out 1 <- Radio Tester 1 (CMW500) RF In/Out
In Channel 2 <-	BEQ Filter 1 R <- Mic Amp. (Slot 6) In 2 <- HATS 1 (HMS II.3) Mic. Right

---

Microphone Settings (Mic Amp. (Slot 6))

Channel In 1 Settings			
Range	114 dB[SPL] @ 12.5 mV/Pa	Highpass	20Hz
Polarisation Voltage	200V	Supply Voltage	±60V
Channel In 2 Settings			
Range	114 dB[SPL] @ 12.5 mV/Pa	Highpass	20Hz
Polarisation Voltage	200V	Supply Voltage	±60V
Channel In 3 Settings			
Range	114 dB[SPL] @ 12.5 mV/Pa	Highpass	Off
Polarisation Voltage	200V	Supply Voltage	±60V
Channel In 4 Settings			
Range	114 dB[SPL] @ 12.5 mV/Pa	Highpass	Off
Polarisation Voltage	200V	Supply Voltage	±60V

VoIP Settings (VoIP)

RTP Connection	Streaming	SIP Connection	Unavailable
SIP Reg. State	Unregistered	Jitterbuffer Length	140
Jitter Buffer Reset	On Playback	Enabled Codec	AMR-WB/16000/1
Packet Length	20	Encoder Parameter	

;;octet-align=0;default-local-mode=8;request-remote-mode=off

FMTP Parameter	octet-align=1;;octet-align=0		
Impairment Mode	Off	Impairment Type	Off

BEQ Settings (BEQ Filter 1)

Block mode	Bypass

Artificial Head Settings (HATS 1 (HMS II.3))

Ser. Nr.	12306613	Pinna Type	Type 3.3

HIB Settings

HIB Name	60020095	Serial	60020095
HIB Mode	Mobile Measurement	Impedance	32 Ohm
Gain out 1	-40.00 dB	Gain out 2	0.00 dB

Gain in 1	0.00 dB	Gain in 2	0.00 dB
Mic 1 Power Supply	Off	Mic 2 Power Supply	Off

Measurement Protocol

Measurement Object	C8 LTE Band 13_10QPSK_50RB_0_EVS NB 24.4kbps_CH23230
Project	C8

Project	TIA-5050 (2018-01)
Report Generation Date	2024/3/13 13:17
Responsible Person	audio

Status Overview

SMD	Status	Single Value Description	Single Value	Object
Overall Receive Delay NB	Done	Delay (Cross) [ms]	139.4	C8 LTE Band 13_10QPSK_50RB_0_EVS NB 24.4kbps_CH23230
5.1a Receive Volume Control Performance 8N NB	Ok	Corrected Speech Level [dB[SPL]]	13.65	C8 LTE Band 13_10QPSK_50RB_0_EVS NB 24.4kbps_CH23230
5.1b Receive Volume Control Performance 2N NB	Ok	Corrected Speech Level [dB[SPL]]	8.85	C8 LTE Band 13_10QPSK_50RB_0_EVS NB 24.4kbps_CH23230
5.2 RCV Distortion and Noise - 400 Hz NB	Ok	Distortion (Noise) [dB], 0.0 dB	26.62	C8 LTE Band 13_10QPSK_50RB_0_EVS NB 24.4kbps_CH23230
5.2 RCV Distortion and Noise - 500 Hz NB	Ok	Distortion (Noise) [dB], 0.0 dB	27.06	C8 LTE Band 13_10QPSK_50RB_0_EVS NB 24.4kbps_CH23230
5.2 RCV Distortion and Noise - 630 Hz NB	Ok	Distortion (Noise) [dB], 0.0 dB	27.02	C8 LTE Band 13_10QPSK_50RB_0_EVS NB 24.4kbps_CH23230
5.2 RCV Distortion and Noise - 800 Hz NB	Ok	Distortion (Noise) [dB], 0.0 dB	25.13	C8 LTE Band 13_10QPSK_50RB_0_EVS NB 24.4kbps_CH23230
5.2 RCV Distortion and Noise - 1000 Hz NB	Ok	Distortion (Noise) [dB], 0.0 dB	23.49	C8 LTE Band 13_10QPSK_50RB_0_EVS NB 24.4kbps_CH23230
5.2 RCV Distortion and Noise - 1250 Hz NB	Ok	Distortion (Noise) [dB], 0.0 dB	23.16	C8 LTE Band 13_10QPSK_50RB_0_EVS NB 24.4kbps_CH23230
5.2 RCV Distortion and Noise - 1600 Hz NB	Ok	Distortion (Noise) [dB], 0.0 dB	22.56	C8 LTE Band 13_10QPSK_50RB_0_EVS NB 24.4kbps_CH23230
5.2 RCV Distortion and Noise - 2000 Hz NB	Ok	Distortion (Noise) [dB], 0.0 dB	22.84	C8 LTE Band 13_10QPSK_50RB_0_EVS NB 24.4kbps_CH23230
5.2 RCV Distortion and Noise - 2500 Hz NB	Ok	Distortion (Noise) [dB], 0.0 dB	25.39	C8 LTE Band 13_10QPSK_50RB_0_EVS NB 24.4kbps_CH23230
5.2 RCV Distortion and Noise - 3150 Hz NB	Ok	Distortion (Noise) [dB], 0.0 dB	27.69	C8 LTE Band 13_10QPSK_50RB_0_EVS NB 24.4kbps_CH23230
Report - Receive Distortion and Noise (Conversational Gain)	Ok	Minimum SDNR [dB], (occured at 1600Hz)	22.56	C8 LTE Band 13_10QPSK_50RB_0_EVS NB 24.4kbps_CH23230
5.2 RCV Distortion and Noise - 400 Hz NB	Ok	Distortion (Noise) [dB], 0.0 dB	26.45	C8 LTE Band 13_10QPSK_50RB_0_EVS NB 24.4kbps_CH23230
5.2 RCV Distortion and Noise - 500 Hz NB	Ok	Distortion (Noise) [dB], 0.0 dB	27.05	C8 LTE Band 13_10QPSK_50RB_0_EVS NB 24.4kbps_CH23230
5.2 RCV Distortion and	Ok	Distortion (Noise)	26.96	C8 LTE Band

Noise - 630 Hz NB		[dB], 0.0 dB		13_10QPSK_50RB_0_EVS NB 24.4kbps_CH23230
5.2 RCV Distortion and Noise - 800 Hz NB	Ok	Distortion (Noise) [dB], 0.0 dB	25.30	C8 LTE Band 13_10QPSK_50RB_0_EVS NB 24.4kbps_CH23230
5.2 RCV Distortion and Noise - 1000 Hz NB	Ok	Distortion (Noise) [dB], 0.0 dB	23.60	C8 LTE Band 13_10QPSK_50RB_0_EVS NB 24.4kbps_CH23230
5.2 RCV Distortion and Noise - 1250 Hz NB	Ok	Distortion (Noise) [dB], 0.0 dB	23.39	C8 LTE Band 13_10QPSK_50RB_0_EVS NB 24.4kbps_CH23230
5.2 RCV Distortion and Noise - 1600 Hz NB	Ok	Distortion (Noise) [dB], 0.0 dB	23.48	C8 LTE Band 13_10QPSK_50RB_0_EVS NB 24.4kbps_CH23230
5.2 RCV Distortion and Noise - 2000 Hz NB	Ok	Distortion (Noise) [dB], 0.0 dB	21.87	C8 LTE Band 13_10QPSK_50RB_0_EVS NB 24.4kbps_CH23230
5.2 RCV Distortion and Noise - 2500 Hz NB	Ok	Distortion (Noise) [dB], 0.0 dB	25.55	C8 LTE Band 13_10QPSK_50RB_0_EVS NB 24.4kbps_CH23230
5.2 RCV Distortion and Noise - 3150 Hz NB	Ok	Distortion (Noise) [dB], 0.0 dB	28.37	C8 LTE Band 13_10QPSK_50RB_0_EVS NB 24.4kbps_CH23230
Report - Receive Distortion and Noise (Conversational Gain)	Ok	Minimum SDNR [dB], (occured at 2000Hz)	21.87	C8 LTE Band 13_10QPSK_50RB_0_EVS NB 24.4kbps_CH23230
5.3 Frequency Response 8N FF HANB	Ok	Min. dist. to tolerance scheme [dB], 1948.0 Hz	2.30	C8 LTE Band 13_10QPSK_50RB_0_EVS NB 24.4kbps_CH23230
5.3 Frequency Response 8N DF HANB	Ok	Min. dist. to tolerance scheme [dB], 3882.4 Hz	1.05	C8 LTE Band 13_10QPSK_50RB_0_EVS NB 24.4kbps_CH23230
5.3 Frequency Response 2N FF HANB	Ok	Min. dist. to tolerance scheme [dB], 3882.4 Hz	0.25	C8 LTE Band 13_10QPSK_50RB_0_EVS NB 24.4kbps_CH23230
5.3 Frequency Response 2N DF HANB	Not Ok	Min. dist. to tolerance scheme [dB], 305.9 Hz	-1.09	C8 LTE Band 13_10QPSK_50RB_0_EVS NB 24.4kbps_CH23230

Overall Receive Delay NB 5
5.1a Receive Volume Control Performance 8N NB 7
5.1b Receive Volume Control Performance 2N NB 8
5.2 RCV Distortion and Noise - 400 Hz NB 10
5.2 RCV Distortion and Noise - 500 Hz NB 12
5.2 RCV Distortion and Noise - 630 Hz NB 14
5.2 RCV Distortion and Noise - 800 Hz NB 16
5.2 RCV Distortion and Noise - 1000 Hz NB 18
5.2 RCV Distortion and Noise - 1250 Hz NB 20
5.2 RCV Distortion and Noise - 1600 Hz NB 22
5.2 RCV Distortion and Noise - 2000 Hz NB 24
5.2 RCV Distortion and Noise - 2500 Hz NB 26
5.2 RCV Distortion and Noise - 3150 Hz NB 28
Report - Receive Distortion and Noise (Conversational Gain) 30
5.2 RCV Distortion and Noise - 400 Hz NB 31
5.2 RCV Distortion and Noise - 500 Hz NB 33
5.2 RCV Distortion and Noise - 630 Hz NB 35
5.2 RCV Distortion and Noise - 800 Hz NB 37
5.2 RCV Distortion and Noise - 1000 Hz NB 39
5.2 RCV Distortion and Noise - 1250 Hz NB 41
5.2 RCV Distortion and Noise - 1600 Hz NB 43
5.2 RCV Distortion and Noise - 2000 Hz NB 45
5.2 RCV Distortion and Noise - 2500 Hz NB 47
5.2 RCV Distortion and Noise - 3150 Hz NB 49
Report - Receive Distortion and Noise (Conversational Gain) 51
5.3 Frequency Response 8N FF HANB 51
5.3 Frequency Response 8N DF HANB 54
5.3 Frequency Response 2N FF HANB 56
5.3 Frequency Response 2N DF HANB 58

Overall Receive Delay NB

TIA-5050 (2018-01) \ Measurements \ Narrowband \ Preparation - Delay measurement

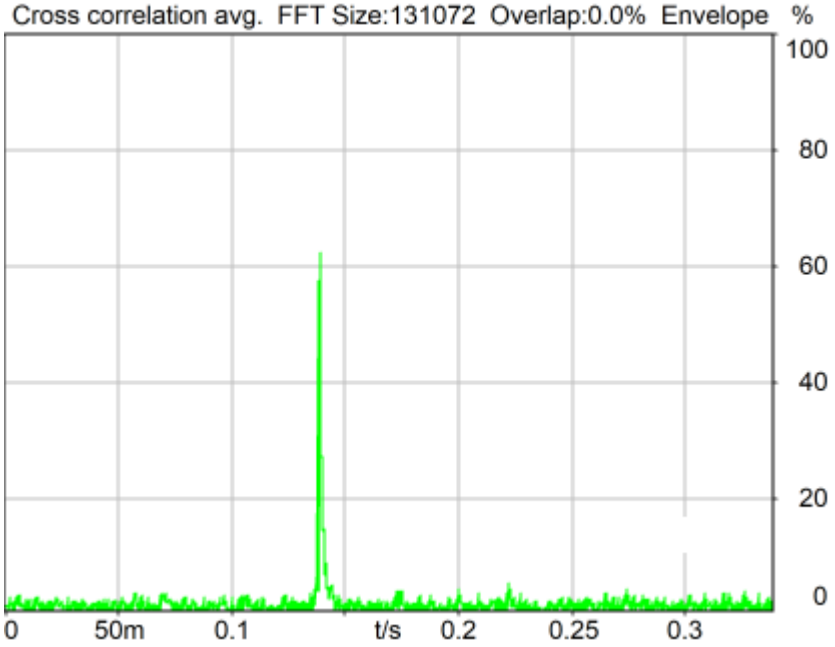

Delay (Cross): 139.4 ms

2024/2/18 14:24 ACQUA 5.1.200

Unmodified HEAD acoustics Measurement Descriptor

Meas. Setting off

Underlying Standard: TIA-5050 (2018-01)
Database Version: 40_HAC_Suite_Rev03

Source: cssnb1b_r1s.dat
Level adj. Ch1 -90.0 dB
CSSnb1b_R1s.dat - CS-signal with special 1s random noise
NARROWBAND Composite Source Signal RCV P.501 (1 burst) at Channel 2
Pause 0.5 s +
voiced signal + 4000 Hz band limited random noise 1.0 s +
Pause till end of file
Signal level (ch2): -14.7 dBm0 (corresponds to approx. -16.0 dBm0 for a 350 ms CSS considering 101 ms Pause) from 0.5s to 1.544s for 4-k FFT, Hanning window,
75 % overlap in frequency range of 100 to 4000 Hz

Calibration
Input ch.2: 0.49 dB 2023/11/1 (HATS 1 (HMS II.3))
Output ch.1: 0.00 dB
Output ch.2: 0.00 dB 2023/6/27 (Radio Tester 1 (CMW500))

Output Equalization/Filter

Mouth Eq. Ch.1:	HATS 1 (HMS II.3)

Analysis

Range start	550.00 ms	Range length	1950.00 ms
DRP/ERP Ch.1:	Off	DRP/ERP Ch.2:	Off
Frequency base	Transformation		
FFT size	131072	Overlap	0 %
Window function.	Hanning	Smooth	Off
Delayed channel	None		
Valid range start	-1228.79 ms	Valid range end	1228.81 ms

Special Features

Show source signal	Source ch.2	Store to variable	D_RCV_NB

Hardware Config Settings

Used Setting	HEAD 2G3G labCORE NetSim

labCORE Settings

labCORE Serial	77000207	Nickname	
Firmware	3.4.17	Sync Source	Internal
Clock Pitch	0.00 ppm		

---

labCORE Routing

Out Channel 1 ->	Power Amp. (Slot 10) 1 -> HATS 1 (HMS II.3) Speaker
Out Channel 2 ->	Analog Out 1/2 2 -> Radio Tester 1 (CMW500) In
In Channel 1 <-	Analog In 1/2 In 1 <- Radio Tester 1 (CMW500) Out
In Channel 2 <-	BEQ Filter 1 R <- Mic Amp. (Slot 6) In 2 <- HATS 1 (HMS II.3) Mic. Right

---

Analog In Mainboard Settings (Analog In 1/2)

Range Ch. 1	0.00 dB	Ch. 0 Float	On
Range Ch. 2	0.00 dB	Ch. 1 Float	On

Analog Out Mainboard Settings (Analog Out 1/2)

Range Ch. 1	0.00 dB	Range Ch. 2	0.00 dB

Microphone Settings (Mic Amp. (Slot 6))

Channel In 1 Settings

Range	114 dB[SPL] @ 12.5 mV/Pa	Highpass	Off
Polarisation Voltage	200V	Supply Voltage	±60V

Channel In 2 Settings

Range	114 dB[SPL] @ 12.5 mV/Pa	Highpass	20Hz
Polarisation Voltage	200V	Supply Voltage	±60V

Channel In 3 Settings

Range	114 dB[SPL] @ 12.5 mV/Pa	Highpass	Off
Polarisation Voltage	200V	Supply Voltage	±60V

Channel In 4 Settings

Range	114 dB[SPL] @ 12.5 mV/Pa	Highpass	Off
Polarisation Voltage	200V	Supply Voltage	±60V

BEQ Settings (BEQ Filter 1)

Block mode	Bypass

Artificial Head Settings (HATS 1 (HMS II.3))

Ser. Nr.	12306613	Pinna Type	Type 3.3

HIB Settings

HIB Name	60020095	Serial	60020095
HIB Mode	Mobile Measurement	Impedance	32 Ohm
Gain out 1	-40.00 dB	Gain out 2	0.00 dB
Gain in 1	0.00 dB	Gain in 2	0.00 dB
Mic 1 Power Supply	Off	Mic 2 Power Supply	Off

5.1a Receive Volume Control Performance 8N NB

TIA-5050 (2018-01) \ Measurements \ Narrowband

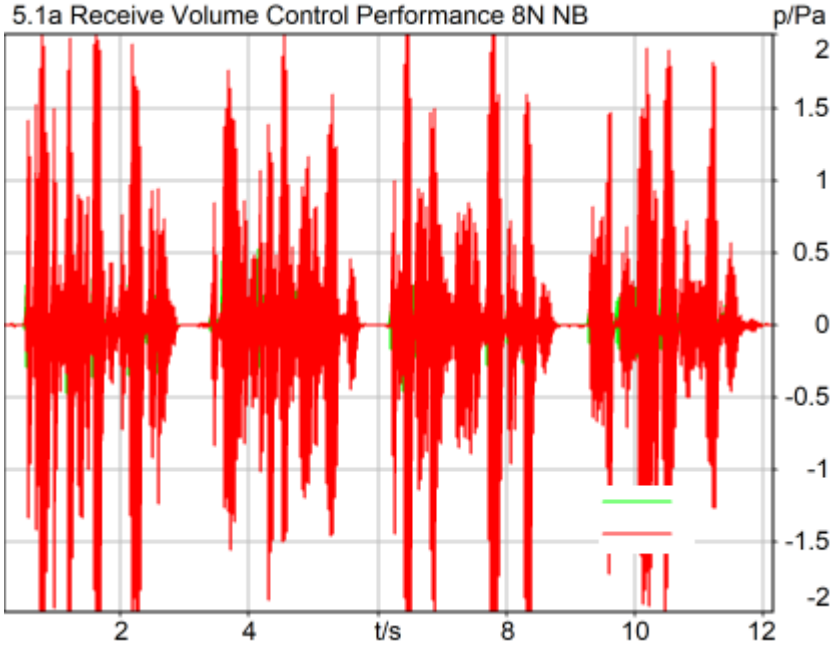

Correction

X - 70

Speech Level RCV: 83.65 dB[SPL], Act.: 83.55%
Corrected Speech Level: 13.65 dB[SPL] Ok

Ok

2024/3/4 10:24 ACQUA 5.1.200

Limits

	lower
Run 1	6.00 dB20uPa

Meas. Setting off

Underlying Standard: TIA-5050 (2018-01)
Database Version: 40_HAC_Suite_Rev03

Calibration
Input ch.2: 0.49 dB 2023/11/1 (HATS 1 (HMS II.3))
Output ch.2: 0.00 dB 2023/6/27 (Radio Tester 1 (CMW500))

Output Equalization/Filter
Mouth Eq. Ch.1: HATS 1 (HMS II.3)

Analysis

Direction	Out 2 -> In 2		
Range start	200.00 ms	Range length	12000.00 ms
Use FIR Filter	Ch2	FIR filter	drp2ff_ieee1652
Bandpass filter	Narrow Band	Margin (15.9dB nom)	
15.90 dB			

Special Features

Show source signal	Source ch.2
Compensate delay	139.4000 ms (D_RCV_NB, Delay (Cross))

labCORE Settings

labCORE Serial	77000207	Nickname	
Firmware	3.4.17	Sync Source	Internal
Clock Pitch	0.00 ppm		

---

labCORE Routing

Out Channel 1 ->	Power Amp. (Slot 10) 1 -> HATS 1 (HMS II.3) Speaker
Out Channel 2 ->	VoIP 1 -> Radio Tester 1 (CMW500) RF In/Out
In Channel 1 <-	VoIP In/Out 1 <- Radio Tester 1 (CMW500) RF In/Out
In Channel 2 <-	BEQ Filter 1 R <- Mic Amp. (Slot 6) In 2 <- HATS 1 (HMS II.3) Mic. Right

---

Microphone Settings (Mic Amp. (Slot 6))

Channel In 1 Settings			
Range	114 dB[SPL] @ 12.5 mV/Pa	Highpass	20Hz
Polarisation Voltage	200V	Supply Voltage	±60V
Channel In 2 Settings			
Range	114 dB[SPL] @ 12.5 mV/Pa	Highpass	20Hz
Polarisation Voltage	200V	Supply Voltage	±60V
Channel In 3 Settings			
Range	114 dB[SPL] @ 12.5 mV/Pa	Highpass	Off
Polarisation Voltage	200V	Supply Voltage	±60V
Channel In 4 Settings			
Range	114 dB[SPL] @ 12.5 mV/Pa	Highpass	Off
Polarisation Voltage	200V	Supply Voltage	±60V

VoIP Settings (VoIP)

RTP Connection	Streaming	SIP Connection	Unavailable
SIP Reg. State	Unregistered	Jitterbuffer Length	140
Jitter Buffer Reset	On Playback	Enabled Codec	AMR-WB/16000/1
Packet Length	20	Encoder Parameter	
;;octet-align=0;default-local-mode=8;request-remote-mode=off			
FMTP Parameter	octet-align=1;;octet-align=0		
Impairment Mode	Off	Impairment Type	Off

BEQ Settings (BEQ Filter 1)

Block mode	Bypass

Artificial Head Settings (HATS 1 (HMS II.3))

Ser. Nr.	12306613	Pinna Type	Type 3.3

HIB Settings

HIB Name	60020095	Serial	60020095
HIB Mode	Mobile Measurement	Impedance	32 Ohm
Gain out 1	-40.00 dB	Gain out 2	0.00 dB
Gain in 1	0.00 dB	Gain in 2	0.00 dB
Mic 1 Power Supply	Off	Mic 2 Power Supply	Off

5.1b Receive Volume Control Performance 2N NB

TIA-5050 (2018-01) \ Measurements \ Narrowband

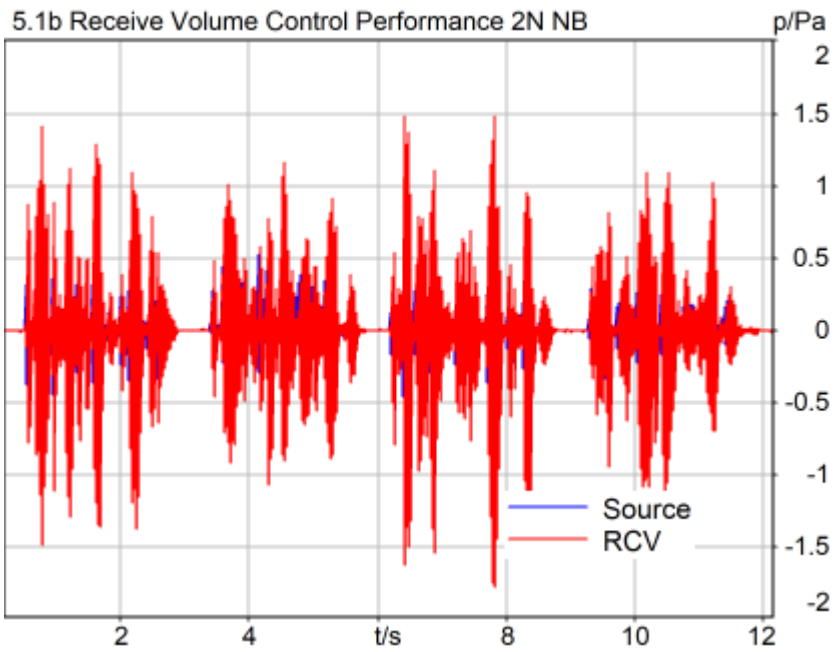

Correction

X - 70

Speech Level RCV: 78.85 dB[SPL], Act.: 83.85%
Corrected Speech Level: 8.85 dB[SPL] Ok

Ok

2024/3/4 10:16 ACQUA 5.1.200

Limits

	lower
Run 1	6.00 dB20uPa

Underlying Standard: TIA-5050 (2018-01)
Database Version: 40_HAC_Suite_Rev03

Calibration
Input ch.2: 0.49 dB 2023/11/1 (HATS 1 (HMS II.3))
Output ch.2: 0.00 dB 2023/6/27 (Radio Tester 1 (CMW500))

Output Equalization/Filter
Mouth Eq. Ch.1: HATS 1 (HMS II.3)

Analysis

Direction	Out 2 -> In 2		
Range start	200.00 ms	Range length	12000.00 ms
Use FIR Filter	Ch2	FIR filter	drp2ff_ieee1652
Bandpass filter	Narrow Band	Margin (15.9dB nom)	
15.90 dB			

Special Features
Show source signal Source ch.2
Compensate delay 139.4000 ms (D_RCV_NB, Delay (Cross))

labCORE Settings

labCORE Serial	77000207	Nickname	
Firmware	3.4.17	Sync Source	Internal
Clock Pitch	0.00 ppm		

---
labCORE Routing
Out Channel 1 -> Power Amp. (Slot 10) 1 -> HATS 1 (HMS II.3) Speaker
Out Channel 2 -> VoIP 1 -> Radio Tester 1 (CMW500) RF In/Out
In Channel 1 <- VoIP In/Out 1 <- Radio Tester 1 (CMW500) RF In/Out
In Channel 2 <- BEQ Filter 1 R <- Mic Amp. (Slot 6) In 2 <- HATS 1 (HMS II.3) Mic. Right
---
Microphone Settings (Mic Amp. (Slot 6))
Channel In 1 Settings

Range	114 dB[SPL] @ 12.5 mV/Pa	Highpass	20Hz
Polarisation Voltage	200V	Supply Voltage	±60V

Channel In 2 Settings

Range	114 dB[SPL] @ 12.5 mV/Pa	Highpass	20Hz
Polarisation Voltage	200V	Supply Voltage	±60V

Channel In 3 Settings

Range	114 dB[SPL] @ 12.5 mV/Pa	Highpass	Off
Polarisation Voltage	200V	Supply Voltage	±60V

Channel In 4 Settings

Range	114 dB[SPL] @ 12.5 mV/Pa	Highpass	Off
Polarisation Voltage	200V	Supply Voltage	±60V

VoIP Settings (VoIP)

RTP Connection	Streaming	SIP Connection	Unavailable
SIP Reg. State	Unregistered	Jitterbuffer Length	140
Jitter Buffer Reset	On Playback	Enabled Codec	AMR-WB/16000/1
Packet Length	20	Encoder Parameter	

;;octet-align=0;default-local-mode=8;request-remote-mode=off
FMTP Parameter octet-align=1;;octet-align=0

Impairment Mode	Off	Impairment Type	Off

BEQ Settings (BEQ Filter 1)
Block mode Bypass

Artificial Head Settings (HATS 1 (HMS II.3))

Ser. Nr.	12306613	Pinna Type	Type 3.3

HIB Settings

HIB Name	60020095	Serial	60020095
HIB Mode	Mobile Measurement	Impedance	32 Ohm
Gain out 1	-40.00 dB	Gain out 2	0.00 dB
Gain in 1	0.00 dB	Gain in 2	0.00 dB
Mic 1 Power Supply	Off	Mic 2 Power Supply	Off

5.2 RCV Distortion and Noise - 400 Hz NB

TIA-5050 (2018-01) \ Measurements \ Narrowband \ 5.2 Receive Distortion and Noise 8N

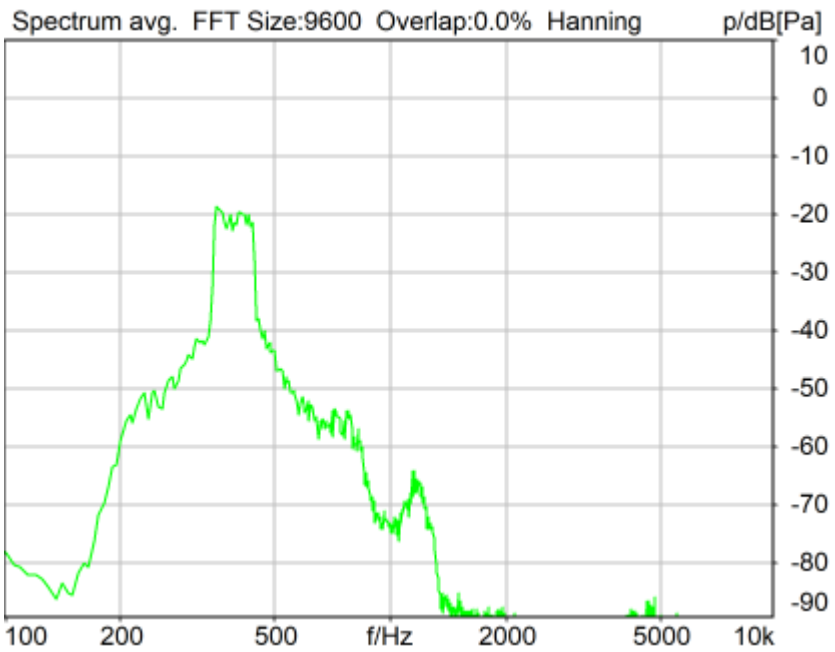

Distortion (Noise) RCV (packed): 26.62 dB (4.66%) Ok

Ok

2024/3/4 10:24 ACQUA 5.1.200
Unmodified HEAD acoustics Measurement Descriptor

Limits

	lower
Run 1	20.00 dB

Meas. Setting off

Underlying Standard: TIA-5050 (2018-01)
Database Version: 40_HAC_Suite_Rev03

Source: act_rpn_b250ms_400hz_sr20dbm0_v02.dat
Level adj. Ch1 -90.0 dB

Calibration
Input ch.2: 0.49 dB 2023/11/1 (HATS 1 (HMS II.3))
Output ch.2: 0.00 dB 2023/6/27 (Radio Tester 1 (CMW500))

Output Equalization/Filter
Mouth Eq. Ch.1: HATS 1 (HMS II.3)

Analysis

Direction	Out 2 -> In 2		
Range start	13550.00 ms	Range length	200.00 ms
Number of seq.	10	Sequence length	400.00 ms
Use FIR Filter	Ch2	FIR filter	drp2ff_ieee1652
DRP/ERP Ch.1:	Off	DRP/ERP Ch.2:	Off
Frequency base	Transformation		
FFT size	9600	Overlap	0 %

Window function.	Hanning	Smooth	Off
dB weighting	A Weighting		
Stimulus min.	320.0 Hz	Stimulus max.	480.0 Hz
Analysis min.	20.0 Hz	Analysis max.	315.0 Hz
Analysis (2) min.	485.0 Hz	Analysis (2) max.	20000.0 Hz

Special Features

Compensate delay	139.4000 ms (D_RCV_NB, Delay (Cross))
Store to variable	RCVNB10_400Hz

labCORE Settings

labCORE Serial	77000207	Nickname	
Firmware	3.4.17	Sync Source	Internal
Clock Pitch	0.00 ppm		

---

labCORE Routing

Out Channel 1 ->	Power Amp. (Slot 10) 1 -> HATS 1 (HMS II.3) Speaker
Out Channel 2 ->	VoIP 1 -> Radio Tester 1 (CMW500) RF In/Out
In Channel 1 <-	VoIP In/Out 1 <- Radio Tester 1 (CMW500) RF In/Out
In Channel 2 <-	BEQ Filter 1 R <- Mic Amp. (Slot 6) In 2 <- HATS 1 (HMS II.3) Mic. Right

---

Microphone Settings (Mic Amp. (Slot 6))

Channel In 1 Settings			
Range	114 dB[SPL] @ 12.5 mV/Pa	Highpass	20Hz
Polarisation Voltage	200V	Supply Voltage	±60V
Channel In 2 Settings			
Range	114 dB[SPL] @ 12.5 mV/Pa	Highpass	20Hz
Polarisation Voltage	200V	Supply Voltage	±60V
Channel In 3 Settings			
Range	114 dB[SPL] @ 12.5 mV/Pa	Highpass	Off
Polarisation Voltage	200V	Supply Voltage	±60V
Channel In 4 Settings			
Range	114 dB[SPL] @ 12.5 mV/Pa	Highpass	Off
Polarisation Voltage	200V	Supply Voltage	±60V

VoIP Settings (VoIP)

RTP Connection	Streaming	SIP Connection	Unavailable
SIP Reg. State	Unregistered	Jitterbuffer Length	140
Jitter Buffer Reset	On Playback	Enabled Codec	AMR-WB/16000/1
Packet Length	20	Encoder Parameter	

;;octet-align=0;default-local-mode=8;request-remote-mode=off

FMTP Parameter	octet-align=1;;octet-align=0		
Impairment Mode	Off	Impairment Type	Off

BEQ Settings (BEQ Filter 1)

Block mode	Bypass

Artificial Head Settings (HATS 1 (HMS II.3))

Ser. Nr.	12306613	Pinna Type	Type 3.3

HIB Settings

HIB Name	60020095	Serial	60020095
HIB Mode	Mobile Measurement	Impedance	32 Ohm
Gain out 1	-40.00 dB	Gain out 2	0.00 dB
Gain in 1	0.00 dB	Gain in 2	0.00 dB
Mic 1 Power Supply	Off	Mic 2 Power Supply	Off

5.2 RCV Distortion and Noise - 500 Hz NB

TIA-5050 (2018-01) \ Measurements \ Narrowband \ 5.2 Receive Distortion and Noise 8N

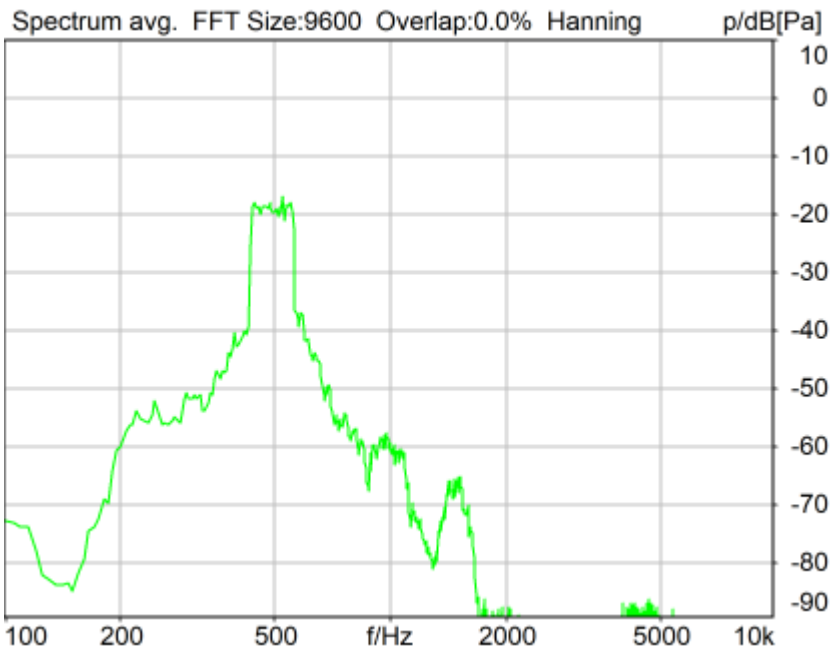

Distortion (Noise) RCV (packed): 27.06 dB (4.44%) Ok

Ok

2024/3/4 10:25 ACQUA 5.1.200
Unmodified HEAD acoustics Measurement Descriptor

Limits

	lower
Run 1	20.00 dB

Meas. Setting off

Underlying Standard: TIA-5050 (2018-01)
Database Version: 40_HAC_Suite_Rev03

Source: act_rpn_b250ms_500hz_sr20dbm0_v02.dat
Level adj. Ch1 -90.0 dB

Calibration
Input ch.2: 0.49 dB 2023/11/1 (HATS 1 (HMS II.3))
Output ch.2: 0.00 dB 2023/6/27 (Radio Tester 1 (CMW500))

Output Equalization/Filter
Mouth Eq. Ch.1: HATS 1 (HMS II.3)

Analysis

Direction	Out 2 -> In 2		
Range start	13550.00 ms	Range length	200.00 ms
Number of seq.	10	Sequence length	400.00 ms
Use FIR Filter	Ch2	FIR filter	drp2ff_ieee1652
DRP/ERP Ch.1:	Off	DRP/ERP Ch.2:	Off
Frequency base	Transformation		
FFT size	9600	Overlap	0 %

Window function.	Hanning	Smooth	Off
dB weighting	A Weighting		
Stimulus min.	410.0 Hz	Stimulus max.	595.0 Hz
Analysis min.	20.0 Hz	Analysis max.	405.0 Hz
Analysis (2) min.	600.0 Hz	Analysis (2) max.	20000.0 Hz

Special Features

Compensate delay	139.4000 ms (D_RCV_NB, Delay (Cross))
Store to variable	RCVNB10_500Hz

labCORE Settings

labCORE Serial	77000207	Nickname	
Firmware	3.4.17	Sync Source	Internal
Clock Pitch	0.00 ppm		

---

labCORE Routing

Out Channel 1 ->	Power Amp. (Slot 10) 1 -> HATS 1 (HMS II.3) Speaker
Out Channel 2 ->	VoIP 1 -> Radio Tester 1 (CMW500) RF In/Out
In Channel 1 <-	VoIP In/Out 1 <- Radio Tester 1 (CMW500) RF In/Out
In Channel 2 <-	BEQ Filter 1 R <- Mic Amp. (Slot 6) In 2 <- HATS 1 (HMS II.3) Mic. Right

---

Microphone Settings (Mic Amp. (Slot 6))

Channel In 1 Settings			
Range	114 dB[SPL] @ 12.5 mV/Pa	Highpass	20Hz
Polarisation Voltage	200V	Supply Voltage	±60V
Channel In 2 Settings			
Range	114 dB[SPL] @ 12.5 mV/Pa	Highpass	20Hz
Polarisation Voltage	200V	Supply Voltage	±60V
Channel In 3 Settings			
Range	114 dB[SPL] @ 12.5 mV/Pa	Highpass	Off
Polarisation Voltage	200V	Supply Voltage	±60V
Channel In 4 Settings			
Range	114 dB[SPL] @ 12.5 mV/Pa	Highpass	Off
Polarisation Voltage	200V	Supply Voltage	±60V

VoIP Settings (VoIP)

RTP Connection	Streaming	SIP Connection	Unavailable
SIP Reg. State	Unregistered	Jitterbuffer Length	140
Jitter Buffer Reset	On Playback	Enabled Codec	AMR-WB/16000/1
Packet Length	20	Encoder Parameter	

;;octet-align=0;default-local-mode=8;request-remote-mode=off

FMTP Parameter	octet-align=1;;octet-align=0		
Impairment Mode	Off	Impairment Type	Off

BEQ Settings (BEQ Filter 1)

Block mode	Bypass

Artificial Head Settings (HATS 1 (HMS II.3))

Ser. Nr.	12306613	Pinna Type	Type 3.3

HIB Settings

HIB Name	60020095	Serial	60020095
HIB Mode	Mobile Measurement	Impedance	32 Ohm
Gain out 1	-40.00 dB	Gain out 2	0.00 dB
Gain in 1	0.00 dB	Gain in 2	0.00 dB
Mic 1 Power Supply	Off	Mic 2 Power Supply	Off

5.2 RCV Distortion and Noise - 630 Hz NB

TIA-5050 (2018-01) \ Measurements \ Narrowband \ 5.2 Receive Distortion and Noise 8N

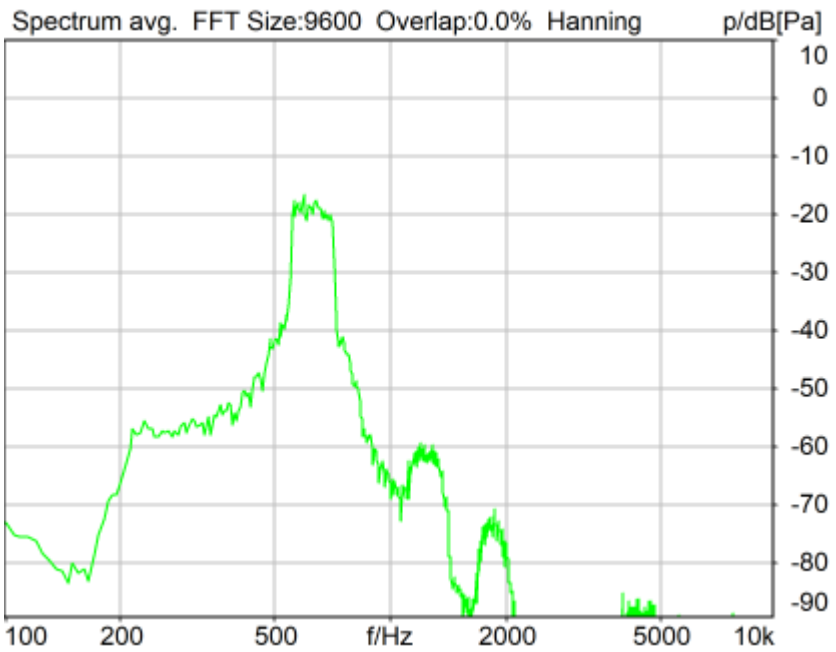

Distortion (Noise) RCV (packed): 27.02 dB (4.46%) Ok

Ok

2024/3/4 10:25 ACQUA 5.1.200
Unmodified HEAD acoustics Measurement Descriptor

Limits

	lower
Run 1	20.00 dB

Meas. Setting off

Underlying Standard: TIA-5050 (2018-01)
Database Version: 40_HAC_Suite_Rev03

Source: act_rpn_b250ms_630hz_sr20dbm0_v02.dat
Level adj. Ch1 -90.0 dB

Calibration
Input ch.2: 0.49 dB 2023/11/1 (HATS 1 (HMS II.3))
Output ch.2: 0.00 dB 2023/6/27 (Radio Tester 1 (CMW500))

Output Equalization/Filter
Mouth Eq. Ch.1: HATS 1 (HMS II.3)

Analysis

Direction	Out 2 -> In 2		
Range start	13550.00 ms	Range length	200.00 ms
Number of seq.	10	Sequence length	400.00 ms
Use FIR Filter	Ch2	FIR filter	drp2ff_ieee1652
DRP/ERP Ch.1:	Off	DRP/ERP Ch.2:	Off
Frequency base	Transformation		
FFT size	9600	Overlap	0 %

Window function.	Hanning	Smooth	Off
dB weighting	A Weighting		
Stimulus min.	525.0 Hz	Stimulus max.	745.0 Hz
Analysis min.	20.0 Hz	Analysis max.	520.0 Hz
Analysis (2) min.	750.0 Hz	Analysis (2) max.	20000.0 Hz

Special Features

Compensate delay	139.4000 ms (D_RCV_NB, Delay (Cross))
Store to variable	RCVNB10_630Hz

labCORE Settings

labCORE Serial	77000207	Nickname	
Firmware	3.4.17	Sync Source	Internal
Clock Pitch	0.00 ppm		

---

labCORE Routing

Out Channel 1 ->	Power Amp. (Slot 10) 1 -> HATS 1 (HMS II.3) Speaker
Out Channel 2 ->	VoIP 1 -> Radio Tester 1 (CMW500) RF In/Out
In Channel 1 <-	VoIP In/Out 1 <- Radio Tester 1 (CMW500) RF In/Out
In Channel 2 <-	BEQ Filter 1 R <- Mic Amp. (Slot 6) In 2 <- HATS 1 (HMS II.3) Mic. Right

---

Microphone Settings (Mic Amp. (Slot 6))

Channel In 1 Settings			
Range	114 dB[SPL] @ 12.5 mV/Pa	Highpass	20Hz
Polarisation Voltage	200V	Supply Voltage	±60V
Channel In 2 Settings			
Range	114 dB[SPL] @ 12.5 mV/Pa	Highpass	20Hz
Polarisation Voltage	200V	Supply Voltage	±60V
Channel In 3 Settings			
Range	114 dB[SPL] @ 12.5 mV/Pa	Highpass	Off
Polarisation Voltage	200V	Supply Voltage	±60V
Channel In 4 Settings			
Range	114 dB[SPL] @ 12.5 mV/Pa	Highpass	Off
Polarisation Voltage	200V	Supply Voltage	±60V

VoIP Settings (VoIP)

RTP Connection	Streaming	SIP Connection	Unavailable
SIP Reg. State	Unregistered	Jitterbuffer Length	140
Jitter Buffer Reset	On Playback	Enabled Codec	AMR-WB/16000/1
Packet Length	20	Encoder Parameter	

;;octet-align=0;default-local-mode=8;request-remote-mode=off

FMTP Parameter	octet-align=1;;octet-align=0		
Impairment Mode	Off	Impairment Type	Off

BEQ Settings (BEQ Filter 1)

Block mode	Bypass

Artificial Head Settings (HATS 1 (HMS II.3))

Ser. Nr.	12306613	Pinna Type	Type 3.3

HIB Settings

HIB Name	60020095	Serial	60020095
HIB Mode	Mobile Measurement	Impedance	32 Ohm
Gain out 1	-40.00 dB	Gain out 2	0.00 dB
Gain in 1	0.00 dB	Gain in 2	0.00 dB
Mic 1 Power Supply	Off	Mic 2 Power Supply	Off

5.2 RCV Distortion and Noise - 800 Hz NB

TIA-5050 (2018-01) \ Measurements \ Narrowband \ 5.2 Receive Distortion and Noise 8N

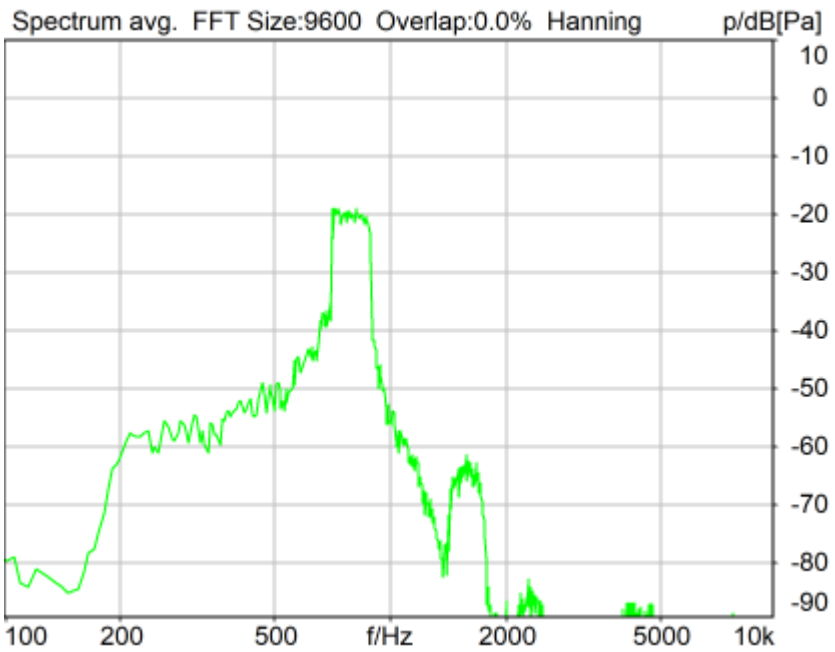

Distortion (Noise) RCV (packed): 25.13 dB (5.54%) Ok

Ok

2024/3/4 10:25 ACQUA 5.1.200
Unmodified HEAD acoustics Measurement Descriptor

Limits

	lower
Run 1	20.00 dB

Meas. Setting off

Underlying Standard: TIA-5050 (2018-01)
Database Version: 40_HAC_Suite_Rev03

Source: act_rpn_b250ms_800hz_sr20dbm0_v02.dat
Level adj. Ch1 -90.0 dB

Calibration
Input ch.2: 0.49 dB 2023/11/1 (HATS 1 (HMS II.3))
Output ch.2: 0.00 dB 2023/6/27 (Radio Tester 1 (CMW500))

Output Equalization/Filter
Mouth Eq. Ch.1: HATS 1 (HMS II.3)

Analysis

Direction	Out 2 -> In 2		
Range start	13550.00 ms	Range length	200.00 ms
Number of seq.	10	Sequence length	400.00 ms
Use FIR Filter	Ch2	FIR filter	drp2ff_ieee1652
DRP/ERP Ch.1:	Off	DRP/ERP Ch.2:	Off
Frequency base	Transformation		
FFT size	9600	Overlap	0 %

Window function.	Hanning	Smooth	Off
dB weighting	A Weighting		
Stimulus min.	675.0 Hz	Stimulus max.	925.0 Hz
Analysis min.	20.0 Hz	Analysis max.	670.0 Hz
Analysis (2) min.	930.0 Hz	Analysis (2) max.	20000.0 Hz

Special Features

Compensate delay	139.4000 ms (D_RCV_NB, Delay (Cross))
Store to variable	RCVNB10_800Hz

labCORE Settings

labCORE Serial	77000207	Nickname	
Firmware	3.4.17	Sync Source	Internal
Clock Pitch	0.00 ppm		

---

labCORE Routing

Out Channel 1 ->	Power Amp. (Slot 10) 1 -> HATS 1 (HMS II.3) Speaker
Out Channel 2 ->	VoIP 1 -> Radio Tester 1 (CMW500) RF In/Out
In Channel 1 <-	VoIP In/Out 1 <- Radio Tester 1 (CMW500) RF In/Out
In Channel 2 <-	BEQ Filter 1 R <- Mic Amp. (Slot 6) In 2 <- HATS 1 (HMS II.3) Mic. Right

---

Microphone Settings (Mic Amp. (Slot 6))

Channel In 1 Settings			
Range	114 dB[SPL] @ 12.5 mV/Pa	Highpass	20Hz
Polarisation Voltage	200V	Supply Voltage	±60V
Channel In 2 Settings			
Range	114 dB[SPL] @ 12.5 mV/Pa	Highpass	20Hz
Polarisation Voltage	200V	Supply Voltage	±60V
Channel In 3 Settings			
Range	114 dB[SPL] @ 12.5 mV/Pa	Highpass	Off
Polarisation Voltage	200V	Supply Voltage	±60V
Channel In 4 Settings			
Range	114 dB[SPL] @ 12.5 mV/Pa	Highpass	Off
Polarisation Voltage	200V	Supply Voltage	±60V

VoIP Settings (VoIP)

RTP Connection	Streaming	SIP Connection	Unavailable
SIP Reg. State	Unregistered	Jitterbuffer Length	140
Jitter Buffer Reset	On Playback	Enabled Codec	AMR-WB/16000/1
Packet Length	20	Encoder Parameter	

;;octet-align=0;default-local-mode=8;request-remote-mode=off

FMTP Parameter	octet-align=1;;octet-align=0		
Impairment Mode	Off	Impairment Type	Off

BEQ Settings (BEQ Filter 1)

Block mode	Bypass

Artificial Head Settings (HATS 1 (HMS II.3))

Ser. Nr.	12306613	Pinna Type	Type 3.3

HIB Settings

HIB Name	60020095	Serial	60020095
HIB Mode	Mobile Measurement	Impedance	32 Ohm
Gain out 1	-40.00 dB	Gain out 2	0.00 dB
Gain in 1	0.00 dB	Gain in 2	0.00 dB
Mic 1 Power Supply	Off	Mic 2 Power Supply	Off

5.2 RCV Distortion and Noise - 1000 Hz NB

TIA-5050 (2018-01) \ Measurements \ Narrowband \ 5.2 Receive Distortion and Noise 8N

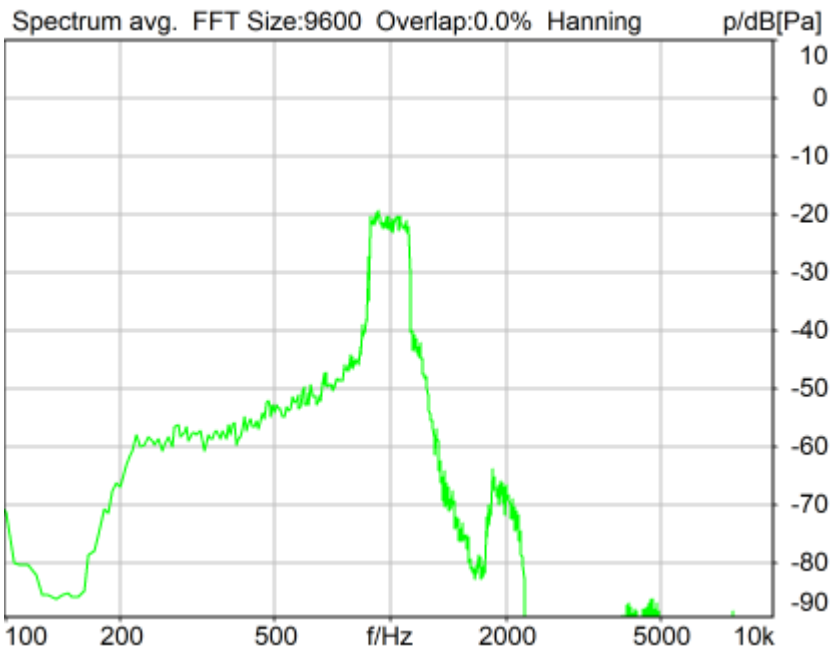

Distortion (Noise) RCV (packed): 23.49 dB (6.69%) Ok

Ok

2024/3/4 10:26 ACQUA 5.1.200
Unmodified HEAD acoustics Measurement Descriptor

Limits

	lower
Run 1	20.00 dB

Meas. Setting off

Underlying Standard: TIA-5050 (2018-01)
Database Version: 40_HAC_Suite_Rev03

Source: act_rpn_b250ms_1000hz_sr20dbm0_v02.dat
Level adj. Ch1 -90.0 dB

Calibration
Input ch.2: 0.49 dB 2023/11/1 (HATS 1 (HMS II.3))
Output ch.2: 0.00 dB 2023/6/27 (Radio Tester 1 (CMW500))

Output Equalization/Filter
Mouth Eq. Ch.1: HATS 1 (HMS II.3)

Analysis

Direction	Out 2 -> In 2		
Range start	13550.00 ms	Range length	200.00 ms
Number of seq.	10	Sequence length	400.00 ms
Use FIR Filter	Ch2	FIR filter	drp2ff_ieee1652
DRP/ERP Ch.1:	Off	DRP/ERP Ch.2:	Off
Frequency base	Transformation		
FFT size	9600	Overlap	0 %

Window function.	Hanning	Smooth	Off
dB weighting	A Weighting		
Stimulus min.	855.0 Hz	Stimulus max.	1155.0 Hz
Analysis min.	20.0 Hz	Analysis max.	850.0 Hz
Analysis (2) min.	1160.0 Hz	Analysis (2) max.	20000.0 Hz

Special Features

Compensate delay	139.4000 ms (D_RCV_NB, Delay (Cross))
Store to variable	RCVNB10_1000Hz

labCORE Settings

labCORE Serial	77000207	Nickname	
Firmware	3.4.17	Sync Source	Internal
Clock Pitch	0.00 ppm		

---

labCORE Routing

Out Channel 1 ->	Power Amp. (Slot 10) 1 -> HATS 1 (HMS II.3) Speaker
Out Channel 2 ->	VoIP 1 -> Radio Tester 1 (CMW500) RF In/Out
In Channel 1 <-	VoIP In/Out 1 <- Radio Tester 1 (CMW500) RF In/Out
In Channel 2 <-	BEQ Filter 1 R <- Mic Amp. (Slot 6) In 2 <- HATS 1 (HMS II.3) Mic. Right

---

Microphone Settings (Mic Amp. (Slot 6))

Channel In 1 Settings			
Range	114 dB[SPL] @ 12.5 mV/Pa	Highpass	20Hz
Polarisation Voltage	200V	Supply Voltage	±60V
Channel In 2 Settings			
Range	114 dB[SPL] @ 12.5 mV/Pa	Highpass	20Hz
Polarisation Voltage	200V	Supply Voltage	±60V
Channel In 3 Settings			
Range	114 dB[SPL] @ 12.5 mV/Pa	Highpass	Off
Polarisation Voltage	200V	Supply Voltage	±60V
Channel In 4 Settings			
Range	114 dB[SPL] @ 12.5 mV/Pa	Highpass	Off
Polarisation Voltage	200V	Supply Voltage	±60V

VoIP Settings (VoIP)

RTP Connection	Streaming	SIP Connection	Unavailable
SIP Reg. State	Unregistered	Jitterbuffer Length	140
Jitter Buffer Reset	On Playback	Enabled Codec	AMR-WB/16000/1
Packet Length	20	Encoder Parameter	

;;octet-align=0;default-local-mode=8;request-remote-mode=off

FMTP Parameter	octet-align=1;;octet-align=0		
Impairment Mode	Off	Impairment Type	Off

BEQ Settings (BEQ Filter 1)

Block mode	Bypass

Artificial Head Settings (HATS 1 (HMS II.3))

Ser. Nr.	12306613	Pinna Type	Type 3.3

HIB Settings

HIB Name	60020095	Serial	60020095
HIB Mode	Mobile Measurement	Impedance	32 Ohm
Gain out 1	-40.00 dB	Gain out 2	0.00 dB
Gain in 1	0.00 dB	Gain in 2	0.00 dB
Mic 1 Power Supply	Off	Mic 2 Power Supply	Off

5.2 RCV Distortion and Noise - 1250 Hz NB

TIA-5050 (2018-01) \ Measurements \ Narrowband \ 5.2 Receive Distortion and Noise 8N

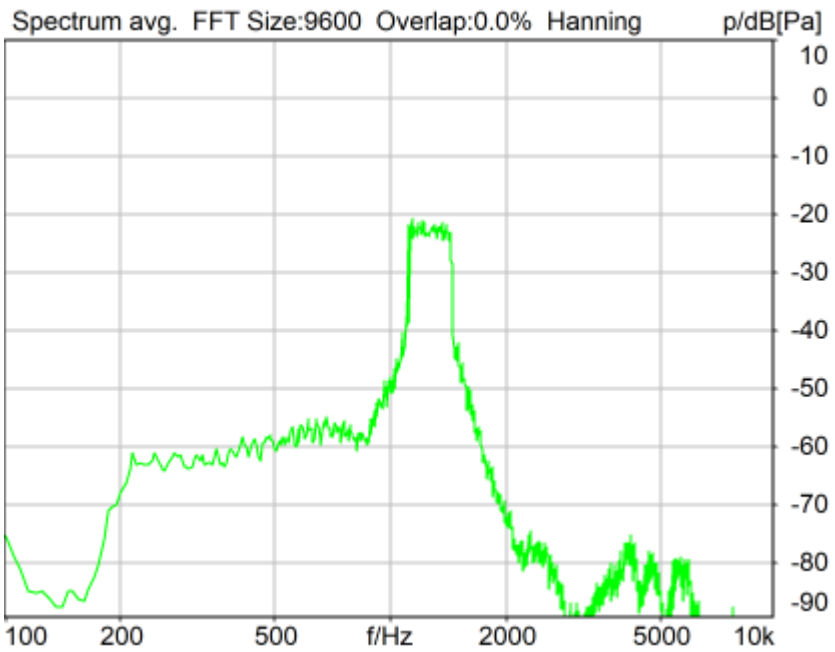

Distortion (Noise) RCV (packed): 23.16 dB (6.95%) Ok

Ok

2024/3/4 10:26 ACQUA 5.1.200
Unmodified HEAD acoustics Measurement Descriptor

Limits

	lower
Run 1	20.00 dB

Meas. Setting off

Underlying Standard: TIA-5050 (2018-01)
Database Version: 40_HAC_Suite_Rev03

Source: act_rpn_b250ms_1250hz_sr20dbm0_v02.dat
Level adj. Ch1 -90.0 dB

Calibration
Input ch.2: 0.49 dB 2023/11/1 (HATS 1 (HMS II.3))
Output ch.2: 0.00 dB 2023/6/27 (Radio Tester 1 (CMW500))

Output Equalization/Filter
Mouth Eq. Ch.1: HATS 1 (HMS II.3)

Analysis

Direction	Out 2 -> In 2		
Range start	13550.00 ms	Range length	200.00 ms
Number of seq.	10	Sequence length	400.00 ms
Use FIR Filter	Ch2	FIR filter	drp2ff_ieee1652
DRP/ERP Ch.1:	Off	DRP/ERP Ch.2:	Off
Frequency base	Transformation		
FFT size	9600	Overlap	0 %

Window function.	Hanning	Smooth	Off
dB weighting	A Weighting		
Stimulus min.	1085.0 Hz	Stimulus max.	1450.0 Hz
Analysis min.	20.0 Hz	Analysis max.	1080.0 Hz
Analysis (2) min.	1455.0 Hz	Analysis (2) max.	20000.0 Hz

Special Features

Compensate delay	139.4000 ms (D_RCV_NB, Delay (Cross))
Store to variable	RCVNB10_1250Hz

labCORE Settings

labCORE Serial	77000207	Nickname	
Firmware	3.4.17	Sync Source	Internal
Clock Pitch	0.00 ppm		

---

labCORE Routing

Out Channel 1 ->	Power Amp. (Slot 10) 1 -> HATS 1 (HMS II.3) Speaker
Out Channel 2 ->	VoIP 1 -> Radio Tester 1 (CMW500) RF In/Out
In Channel 1 <-	VoIP In/Out 1 <- Radio Tester 1 (CMW500) RF In/Out
In Channel 2 <-	BEQ Filter 1 R <- Mic Amp. (Slot 6) In 2 <- HATS 1 (HMS II.3) Mic. Right

---

Microphone Settings (Mic Amp. (Slot 6))

Channel In 1 Settings			
Range	114 dB[SPL] @ 12.5 mV/Pa	Highpass	20Hz
Polarisation Voltage	200V	Supply Voltage	±60V
Channel In 2 Settings			
Range	114 dB[SPL] @ 12.5 mV/Pa	Highpass	20Hz
Polarisation Voltage	200V	Supply Voltage	±60V
Channel In 3 Settings			
Range	114 dB[SPL] @ 12.5 mV/Pa	Highpass	Off
Polarisation Voltage	200V	Supply Voltage	±60V
Channel In 4 Settings			
Range	114 dB[SPL] @ 12.5 mV/Pa	Highpass	Off
Polarisation Voltage	200V	Supply Voltage	±60V

VoIP Settings (VoIP)

RTP Connection	Streaming	SIP Connection	Unavailable
SIP Reg. State	Unregistered	Jitterbuffer Length	140
Jitter Buffer Reset	On Playback	Enabled Codec	AMR-WB/16000/1
Packet Length	20	Encoder Parameter	

;;octet-align=0;default-local-mode=8;request-remote-mode=off

FMTP Parameter	octet-align=1;;octet-align=0		
Impairment Mode	Off	Impairment Type	Off

BEQ Settings (BEQ Filter 1)

Block mode	Bypass

Artificial Head Settings (HATS 1 (HMS II.3))

Ser. Nr.	12306613	Pinna Type	Type 3.3

HIB Settings

HIB Name	60020095	Serial	60020095
HIB Mode	Mobile Measurement	Impedance	32 Ohm
Gain out 1	-40.00 dB	Gain out 2	0.00 dB
Gain in 1	0.00 dB	Gain in 2	0.00 dB
Mic 1 Power Supply	Off	Mic 2 Power Supply	Off

5.2 RCV Distortion and Noise - 1600 Hz NB

TIA-5050 (2018-01) \ Measurements \ Narrowband \ 5.2 Receive Distortion and Noise 8N

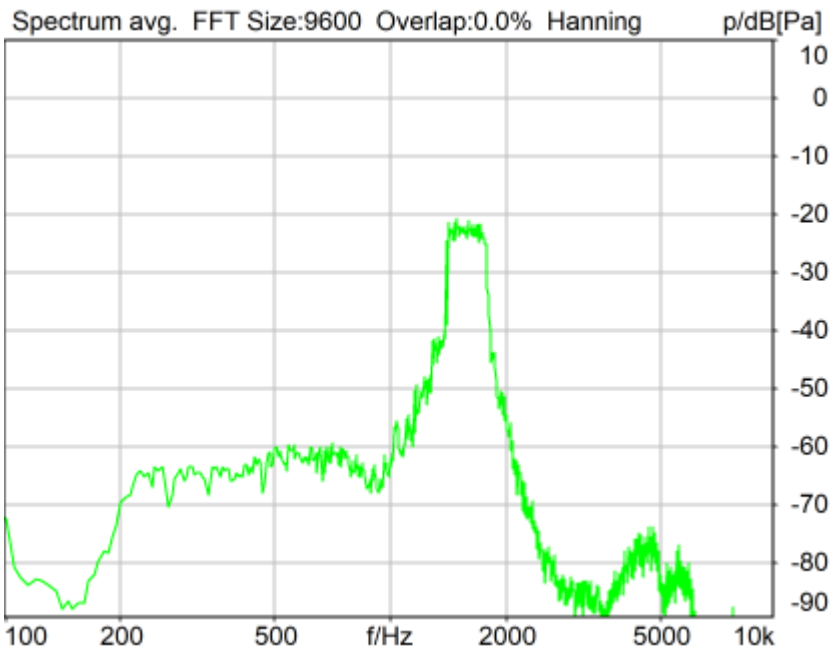

Distortion (Noise) RCV (packed): 22.56 dB (7.45%) Ok

Ok

2024/3/4 10:27 ACQUA 5.1.200
Unmodified HEAD acoustics Measurement Descriptor

Limits

	lower
Run 1	20.00 dB

Meas. Setting off

Underlying Standard: TIA-5050 (2018-01)
Database Version: 40_HAC_Suite_Rev03

Source: act_rpn_b250ms_1600hz_sr20dbm0_v02.dat
Level adj. Ch1 -90.0 dB

Calibration
Input ch.2: 0.49 dB 2023/11/1 (HATS 1 (HMS II.3))
Output ch.2: 0.00 dB 2023/6/27 (Radio Tester 1 (CMW500))

Output Equalization/Filter
Mouth Eq. Ch.1: HATS 1 (HMS II.3)

Analysis

Direction	Out 2 -> In 2		
Range start	13550.00 ms	Range length	200.00 ms
Number of seq.	10	Sequence length	400.00 ms
Use FIR Filter	Ch2	FIR filter	drp2ff_ieee1652
DRP/ERP Ch.1:	Off	DRP/ERP Ch.2:	Off
Frequency base	Transformation		
FFT size	9600	Overlap	0 %

Window function.	Hanning	Smooth	Off
dB weighting	A Weighting		
Stimulus min.	1375.0 Hz	Stimulus max.	1815.0 Hz
Analysis min.	20.0 Hz	Analysis max.	1370.0 Hz
Analysis (2) min.	1820.0 Hz	Analysis (2) max.	20000.0 Hz

Special Features

Compensate delay	139.4000 ms (D_RCV_NB, Delay (Cross))
Store to variable	RCVNB10_1600Hz

labCORE Settings

labCORE Serial	77000207	Nickname	
Firmware	3.4.17	Sync Source	Internal
Clock Pitch	0.00 ppm		

---

labCORE Routing

Out Channel 1 ->	Power Amp. (Slot 10) 1 -> HATS 1 (HMS II.3) Speaker
Out Channel 2 ->	VoIP 1 -> Radio Tester 1 (CMW500) RF In/Out
In Channel 1 <-	VoIP In/Out 1 <- Radio Tester 1 (CMW500) RF In/Out
In Channel 2 <-	BEQ Filter 1 R <- Mic Amp. (Slot 6) In 2 <- HATS 1 (HMS II.3) Mic. Right

---

Microphone Settings (Mic Amp. (Slot 6))

Channel In 1 Settings			
Range	114 dB[SPL] @ 12.5 mV/Pa	Highpass	20Hz
Polarisation Voltage	200V	Supply Voltage	±60V
Channel In 2 Settings			
Range	114 dB[SPL] @ 12.5 mV/Pa	Highpass	20Hz
Polarisation Voltage	200V	Supply Voltage	±60V
Channel In 3 Settings			
Range	114 dB[SPL] @ 12.5 mV/Pa	Highpass	Off
Polarisation Voltage	200V	Supply Voltage	±60V
Channel In 4 Settings			
Range	114 dB[SPL] @ 12.5 mV/Pa	Highpass	Off
Polarisation Voltage	200V	Supply Voltage	±60V

VoIP Settings (VoIP)

RTP Connection	Streaming	SIP Connection	Unavailable
SIP Reg. State	Unregistered	Jitterbuffer Length	140
Jitter Buffer Reset	On Playback	Enabled Codec	AMR-WB/16000/1
Packet Length	20	Encoder Parameter	

;;octet-align=0;default-local-mode=8;request-remote-mode=off

FMTP Parameter	octet-align=1;;octet-align=0		
Impairment Mode	Off	Impairment Type	Off

BEQ Settings (BEQ Filter 1)

Block mode	Bypass

Artificial Head Settings (HATS 1 (HMS II.3))

Ser. Nr.	12306613	Pinna Type	Type 3.3

HIB Settings

HIB Name	60020095	Serial	60020095
HIB Mode	Mobile Measurement	Impedance	32 Ohm
Gain out 1	-40.00 dB	Gain out 2	0.00 dB
Gain in 1	0.00 dB	Gain in 2	0.00 dB
Mic 1 Power Supply	Off	Mic 2 Power Supply	Off

5.2 RCV Distortion and Noise - 2000 Hz NB

TIA-5050 (2018-01) \ Measurements \ Narrowband \ 5.2 Receive Distortion and Noise 8N

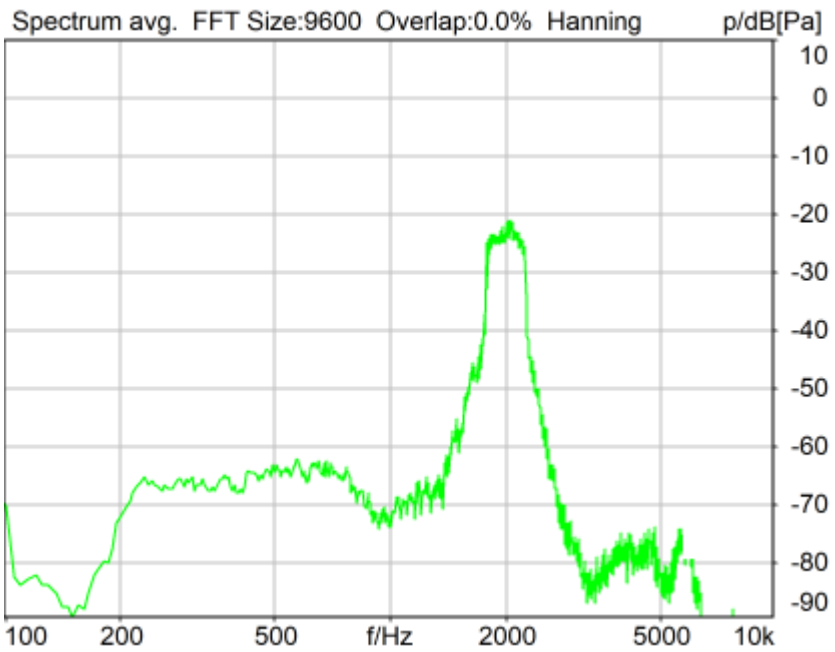

Distortion (Noise) RCV (packed): 22.84 dB (7.21%) Ok

Ok

2024/3/4 10:27 ACQUA 5.1.200
Unmodified HEAD acoustics Measurement Descriptor

Limits

	lower
Run 1	20.00 dB

Meas. Setting off

Underlying Standard: TIA-5050 (2018-01)
Database Version: 40_HAC_Suite_Rev03

Source: act_rpn_b250ms_2000hz_sr20dbm0_v02.dat
Level adj. Ch1 -90.0 dB

Calibration
Input ch.2: 0.49 dB 2023/11/1 (HATS 1 (HMS II.3))
Output ch.2: 0.00 dB 2023/6/27 (Radio Tester 1 (CMW500))

Output Equalization/Filter
Mouth Eq. Ch.1: HATS 1 (HMS II.3)

Analysis

Direction	Out 2 -> In 2		
Range start	13550.00 ms	Range length	200.00 ms
Number of seq.	10	Sequence length	400.00 ms
Use FIR Filter	Ch2	FIR filter	drp2ff_ieee1652
DRP/ERP Ch.1:	Off	DRP/ERP Ch.2:	Off
Frequency base	Transformation		
FFT size	9600	Overlap	0 %

Window function.	Hanning	Smooth	Off
dB weighting	A Weighting		
Stimulus min.	1745.0 Hz	Stimulus max.	2275.0 Hz
Analysis min.	20.0 Hz	Analysis max.	1740.0 Hz
Analysis (2) min.	2280.0 Hz	Analysis (2) max.	20000.0 Hz

Special Features

Compensate delay	139.4000 ms (D_RCV_NB, Delay (Cross))
Store to variable	RCVNB10_2000Hz

labCORE Settings

labCORE Serial	77000207	Nickname	
Firmware	3.4.17	Sync Source	Internal
Clock Pitch	0.00 ppm		

---

labCORE Routing

Out Channel 1 ->	Power Amp. (Slot 10) 1 -> HATS 1 (HMS II.3) Speaker
Out Channel 2 ->	VoIP 1 -> Radio Tester 1 (CMW500) RF In/Out
In Channel 1 <-	VoIP In/Out 1 <- Radio Tester 1 (CMW500) RF In/Out
In Channel 2 <-	BEQ Filter 1 R <- Mic Amp. (Slot 6) In 2 <- HATS 1 (HMS II.3) Mic. Right

---

Microphone Settings (Mic Amp. (Slot 6))

Channel In 1 Settings			
Range	114 dB[SPL] @ 12.5 mV/Pa	Highpass	20Hz
Polarisation Voltage	200V	Supply Voltage	±60V
Channel In 2 Settings			
Range	114 dB[SPL] @ 12.5 mV/Pa	Highpass	20Hz
Polarisation Voltage	200V	Supply Voltage	±60V
Channel In 3 Settings			
Range	114 dB[SPL] @ 12.5 mV/Pa	Highpass	Off
Polarisation Voltage	200V	Supply Voltage	±60V
Channel In 4 Settings			
Range	114 dB[SPL] @ 12.5 mV/Pa	Highpass	Off
Polarisation Voltage	200V	Supply Voltage	±60V

VoIP Settings (VoIP)

RTP Connection	Streaming	SIP Connection	Unavailable
SIP Reg. State	Unregistered	Jitterbuffer Length	140
Jitter Buffer Reset	On Playback	Enabled Codec	AMR-WB/16000/1
Packet Length	20	Encoder Parameter	

;;octet-align=0;default-local-mode=8;request-remote-mode=off

FMTP Parameter	octet-align=1;;octet-align=0		
Impairment Mode	Off	Impairment Type	Off

BEQ Settings (BEQ Filter 1)

Block mode	Bypass

Artificial Head Settings (HATS 1 (HMS II.3))

Ser. Nr.	12306613	Pinna Type	Type 3.3

HIB Settings

HIB Name	60020095	Serial	60020095
HIB Mode	Mobile Measurement	Impedance	32 Ohm
Gain out 1	-40.00 dB	Gain out 2	0.00 dB
Gain in 1	0.00 dB	Gain in 2	0.00 dB
Mic 1 Power Supply	Off	Mic 2 Power Supply	Off

5.2 RCV Distortion and Noise - 2500 Hz NB

TIA-5050 (2018-01) \ Measurements \ Narrowband \ 5.2 Receive Distortion and Noise 8N

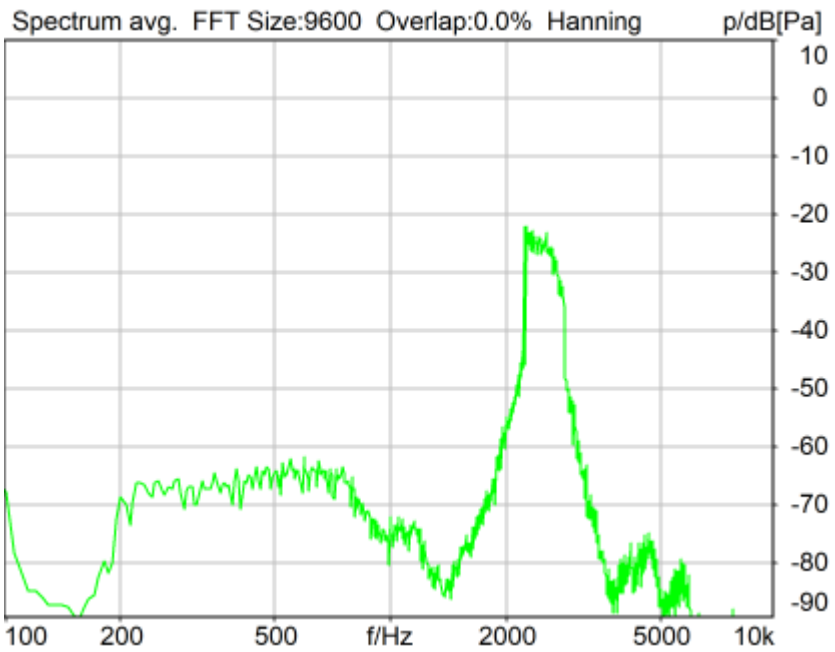

Distortion (Noise) RCV (packed): 25.39 dB (5.38%) Ok

Ok

2024/3/4 10:27 ACQUA 5.1.200
Unmodified HEAD acoustics Measurement Descriptor

Limits

	lower
Run 1	20.00 dB

Meas. Setting off

Underlying Standard: TIA-5050 (2018-01)
Database Version: 40_HAC_Suite_Rev03

Source: act_rpn_b250ms_2500hz_sr20dbm0_v02.dat
Level adj. Ch1 -90.0 dB

Calibration
Input ch.2: 0.49 dB 2023/11/1 (HATS 1 (HMS II.3))
Output ch.2: 0.00 dB 2023/6/27 (Radio Tester 1 (CMW500))

Output Equalization/Filter
Mouth Eq. Ch.1: HATS 1 (HMS II.3)

Analysis

Direction	Out 2 -> In 2		
Range start	13550.00 ms	Range length	200.00 ms
Number of seq.	10	Sequence length	400.00 ms
Use FIR Filter	Ch2	FIR filter	drp2ff_ieee1652
DRP/ERP Ch.1:	Off	DRP/ERP Ch.2:	Off
Frequency base	Transformation		
FFT size	9600	Overlap	0 %

Window function.	Hanning	Smooth	Off
dB weighting	A Weighting		
Stimulus min.	2205.0 Hz	Stimulus max.	2855.0 Hz
Analysis min.	20.0 Hz	Analysis max.	2200.0 Hz
Analysis (2) min.	2860.0 Hz	Analysis (2) max.	20000.0 Hz

Special Features

Compensate delay	139.4000 ms (D_RCV_NB, Delay (Cross))
Store to variable	RCVNB10_2500Hz

labCORE Settings

labCORE Serial	77000207	Nickname	
Firmware	3.4.17	Sync Source	Internal
Clock Pitch	0.00 ppm		

---

labCORE Routing

Out Channel 1 ->	Power Amp. (Slot 10) 1 -> HATS 1 (HMS II.3) Speaker
Out Channel 2 ->	VoIP 1 -> Radio Tester 1 (CMW500) RF In/Out
In Channel 1 <-	VoIP In/Out 1 <- Radio Tester 1 (CMW500) RF In/Out
In Channel 2 <-	BEQ Filter 1 R <- Mic Amp. (Slot 6) In 2 <- HATS 1 (HMS II.3) Mic. Right

---

Microphone Settings (Mic Amp. (Slot 6))

Channel In 1 Settings			
Range	114 dB[SPL] @ 12.5 mV/Pa	Highpass	20Hz
Polarisation Voltage	200V	Supply Voltage	±60V
Channel In 2 Settings			
Range	114 dB[SPL] @ 12.5 mV/Pa	Highpass	20Hz
Polarisation Voltage	200V	Supply Voltage	±60V
Channel In 3 Settings			
Range	114 dB[SPL] @ 12.5 mV/Pa	Highpass	Off
Polarisation Voltage	200V	Supply Voltage	±60V
Channel In 4 Settings			
Range	114 dB[SPL] @ 12.5 mV/Pa	Highpass	Off
Polarisation Voltage	200V	Supply Voltage	±60V

VoIP Settings (VoIP)

RTP Connection	Streaming	SIP Connection	Unavailable
SIP Reg. State	Unregistered	Jitterbuffer Length	140
Jitter Buffer Reset	On Playback	Enabled Codec	AMR-WB/16000/1
Packet Length	20	Encoder Parameter	

;;octet-align=0;default-local-mode=8;request-remote-mode=off

FMTP Parameter	octet-align=1;;octet-align=0		
Impairment Mode	Off	Impairment Type	Off

BEQ Settings (BEQ Filter 1)

Block mode	Bypass

Artificial Head Settings (HATS 1 (HMS II.3))

Ser. Nr.	12306613	Pinna Type	Type 3.3

HIB Settings

HIB Name	60020095	Serial	60020095
HIB Mode	Mobile Measurement	Impedance	32 Ohm
Gain out 1	-40.00 dB	Gain out 2	0.00 dB
Gain in 1	0.00 dB	Gain in 2	0.00 dB
Mic 1 Power Supply	Off	Mic 2 Power Supply	Off

5.2 RCV Distortion and Noise - 3150 Hz NB

TIA-5050 (2018-01) \ Measurements \ Narrowband \ 5.2 Receive Distortion and Noise 8N

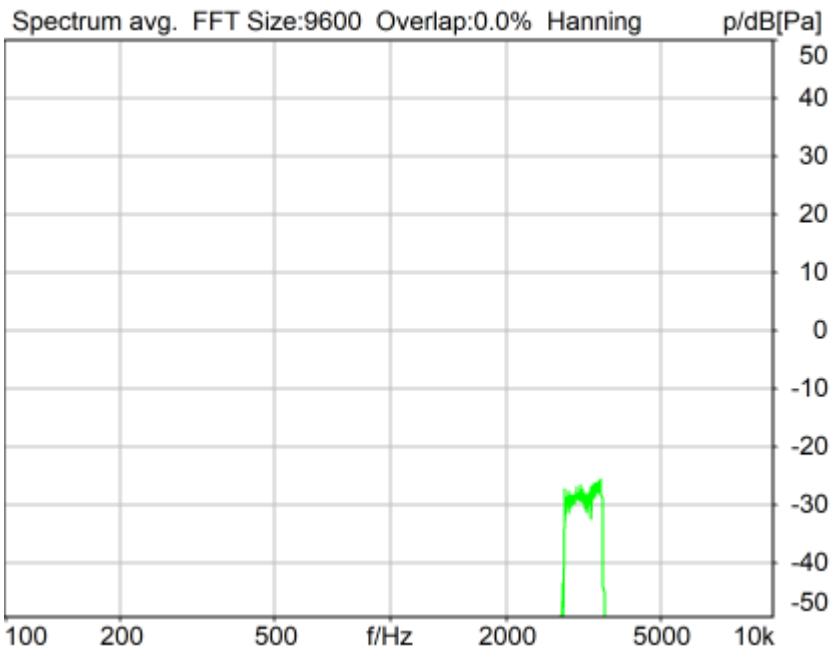

Distortion (Noise) RCV (packed): 27.69 dB (4.13%) Ok

Ok

2024/3/4 10:28 ACQUA 5.1.200
Unmodified HEAD acoustics Measurement Descriptor

Limits

	lower
Run 1	20.00 dB

Meas. Setting off

Underlying Standard: TIA-5050 (2018-01)
Database Version: 40_HAC_Suite_Rev03

Source: act_rpn_b250ms_3150hz_sr20dbm0_v02.dat
Level adj. Ch1 -90.0 dB

Calibration
Input ch.2: 0.49 dB 2023/11/1 (HATS 1 (HMS II.3))
Output ch.2: 0.00 dB 2023/6/27 (Radio Tester 1 (CMW500))

Output Equalization/Filter
Mouth Eq. Ch.1: HATS 1 (HMS II.3)

Analysis

Direction	Out 2 -> In 2		
Range start	13550.00 ms	Range length	200.00 ms
Number of seq.	10	Sequence length	400.00 ms
Use FIR Filter	Ch2	FIR filter	drp2ff_ieee1652
DRP/ERP Ch.1:	Off	DRP/ERP Ch.2:	Off
Frequency base	Transformation		
FFT size	9600	Overlap	0 %

Window function.	Hanning	Smooth	Off
dB weighting	A Weighting		
Stimulus min.	2785.0 Hz	Stimulus max.	3585.0 Hz
Analysis min.	20.0 Hz	Analysis max.	2780.0 Hz
Analysis (2) min.	3590.0 Hz	Analysis (2) max.	20000.0 Hz

Special Features

Compensate delay	139.4000 ms (D_RCV_NB, Delay (Cross))
Store to variable	RCVNB10_3150Hz

labCORE Settings

labCORE Serial	77000207	Nickname	
Firmware	3.4.17	Sync Source	Internal
Clock Pitch	0.00 ppm		

---

labCORE Routing

Out Channel 1 ->	Power Amp. (Slot 10) 1 -> HATS 1 (HMS II.3) Speaker
Out Channel 2 ->	VoIP 1 -> Radio Tester 1 (CMW500) RF In/Out
In Channel 1 <-	VoIP In/Out 1 <- Radio Tester 1 (CMW500) RF In/Out
In Channel 2 <-	BEQ Filter 1 R <- Mic Amp. (Slot 6) In 2 <- HATS 1 (HMS II.3) Mic. Right

---

Microphone Settings (Mic Amp. (Slot 6))

Channel In 1 Settings

Range	114 dB[SPL] @ 12.5 mV/Pa	Highpass	20Hz
Polarisation Voltage	200V	Supply Voltage	±60V

Channel In 2 Settings

Range	114 dB[SPL] @ 12.5 mV/Pa	Highpass	20Hz
Polarisation Voltage	200V	Supply Voltage	±60V

Channel In 3 Settings

Range	114 dB[SPL] @ 12.5 mV/Pa	Highpass	Off
Polarisation Voltage	200V	Supply Voltage	±60V

Channel In 4 Settings

Range	114 dB[SPL] @ 12.5 mV/Pa	Highpass	Off
Polarisation Voltage	200V	Supply Voltage	±60V

VoIP Settings (VoIP)

RTP Connection	Streaming	SIP Connection	Unavailable
SIP Reg. State	Unregistered	Jitterbuffer Length	140
Jitter Buffer Reset	On Playback	Enabled Codec	AMR-WB/16000/1
Packet Length	20	Encoder Parameter	

;;octet-align=0;default-local-mode=8;request-remote-mode=off

FMTP Parameter	octet-align=1;;octet-align=0		
Impairment Mode	Off	Impairment Type	Off

BEQ Settings (BEQ Filter 1)

Block mode	Bypass

Artificial Head Settings (HATS 1 (HMS II.3))

Ser. Nr.	12306613	Pinna Type	Type 3.3

HIB Settings

HIB Name	60020095	Serial	60020095
HIB Mode	Mobile Measurement	Impedance	32 Ohm
Gain out 1	-40.00 dB	Gain out 2	0.00 dB
Gain in 1	0.00 dB	Gain in 2	0.00 dB
Mic 1 Power Supply	Off	Mic 2 Power Supply	Off

Report - Receive Distortion and Noise (Conversational Gain)

TIA-5050 (2018-01) \ Measurements \ Narrowband \ 5.2 Receive Distortion and Noise 8N

Region	Frequency	SDNR

1	400Hz	26.62 dB
2	500Hz	27.06 dB
3	630Hz	27.02 dB
4	800Hz	25.13 dB
5	1000Hz	23.49 dB
6	1250Hz	23.16 dB
7	1600Hz	22.56 dB
8	2000Hz	22.84 dB
9	2500Hz	25.39 dB
10	3150Hz	27.69 dB

All SDNRs were greater than 20.0 dB, requirement was met.
Smallest SDNR was 22.56dB at 1600Hz.

2024/3/4 10:28 ACQUA

5.2 RCV Distortion and Noise - 400 Hz NB

TIA-5050 (2018-01) \ Measurements \ Narrowband \ 5.2 Receive Distortion and Noise 2N

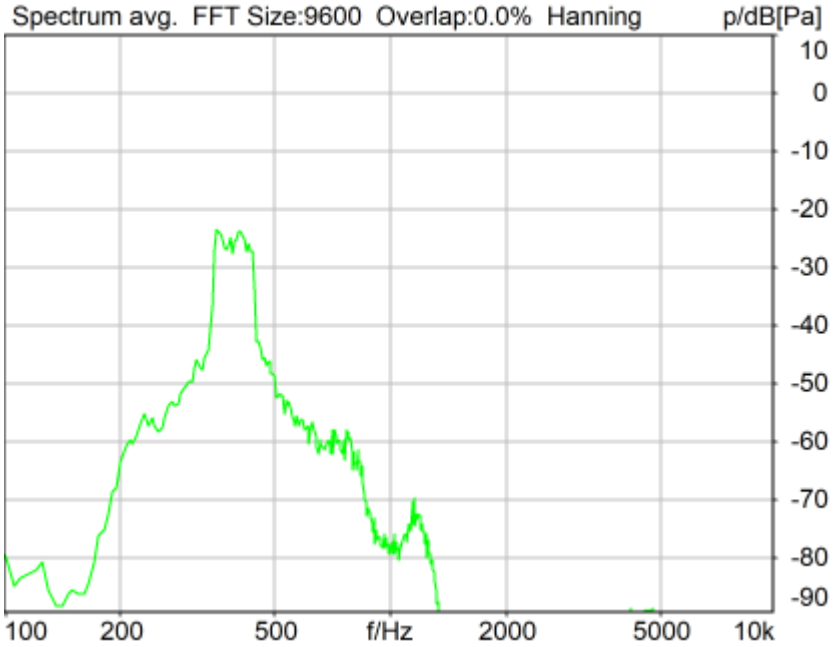

Distortion (Noise) RCV (packed): 26.45 dB (4.76%) Ok

Ok

2024/3/4 10:16 ACQUA 5.1.200

Unmodified HEAD acoustics Measurement Descriptor

Limits

	lower
Run 1	20.00 dB

Meas. Setting off

Underlying Standard: TIA-5050 (2018-01)
Database Version: 40_HAC_Suite_Rev03

Source: act_rpn_b250ms_400hz_sr20dbm0_v02.dat
Level adj. Ch1 -90.0 dB

Calibration
Input ch.2: 0.49 dB 2023/11/1 (HATS 1 (HMS II.3))
Output ch.2: 0.00 dB 2023/6/27 (Radio Tester 1 (CMW500))

Output Equalization/Filter
Mouth Eq. Ch.1: HATS 1 (HMS II.3)

Analysis

Direction	Out 2 -> In 2		
Range start	13550.00 ms	Range length	200.00 ms
Number of seq.	10	Sequence length	400.00 ms
Use FIR Filter	Ch2	FIR filter	drp2ff_ieee1652
DRP/ERP Ch.1:	Off	DRP/ERP Ch.2:	Off
Frequency base	Transformation		
FFT size	9600	Overlap	0 %
Window function.	Hanning	Smooth	Off
dB weighting	A Weighting		
Stimulus min.	320.0 Hz	Stimulus max.	480.0 Hz
Analysis min.	20.0 Hz	Analysis max.	315.0 Hz
Analysis (2) min.	485.0 Hz	Analysis (2) max.	20000.0 Hz

Special Features
Compensate delay 139.4000 ms (D_RCV_NB, Delay (Cross))
Store to variable RCVNB10_400Hz

labCORE Settings

labCORE Serial	77000207	Nickname	
Firmware	3.4.17	Sync Source	Internal
Clock Pitch	0.00 ppm		

---
labCORE Routing
Out Channel 1 -> Power Amp. (Slot 10) 1 -> HATS 1 (HMS II.3) Speaker
Out Channel 2 -> VoIP 1 -> Radio Tester 1 (CMW500) RF In/Out
In Channel 1 <- VoIP In/Out 1 <- Radio Tester 1 (CMW500) RF In/Out
In Channel 2 <- BEQ Filter 1 R <- Mic Amp. (Slot 6) In 2 <- HATS 1 (HMS II.3) Mic. Right
---
Microphone Settings (Mic Amp. (Slot 6))
Channel In 1 Settings

Range	114 dB[SPL] @ 12.5 mV/Pa	Highpass	20Hz
Polarisation Voltage	200V	Supply Voltage	±60V

Channel In 2 Settings

Range	114 dB[SPL] @ 12.5 mV/Pa	Highpass	20Hz
Polarisation Voltage	200V	Supply Voltage	±60V

Channel In 3 Settings

Range	114 dB[SPL] @ 12.5 mV/Pa	Highpass	Off
Polarisation Voltage	200V	Supply Voltage	±60V

Channel In 4 Settings

Range	114 dB[SPL] @ 12.5 mV/Pa	Highpass	Off
Polarisation Voltage	200V	Supply Voltage	±60V

VoIP Settings (VoIP)

RTP Connection	Streaming	SIP Connection	Unavailable
SIP Reg. State	Unregistered	Jitterbuffer Length	140
Jitter Buffer Reset	On Playback	Enabled Codec	AMR-WB/16000/1
Packet Length	20	Encoder Parameter	

;;octet-align=0;default-local-mode=8;request-remote-mode=off

FMTP Parameter	octet-align=1;;octet-align=0		
Impairment Mode	Off	Impairment Type	Off

BEQ Settings (BEQ Filter 1)

Block mode	Bypass

Artificial Head Settings (HATS 1 (HMS II.3))

Ser. Nr.	12306613	Pinna Type	Type 3.3

HIB Settings

HIB Name	60020095	Serial	60020095
HIB Mode	Mobile Measurement	Impedance	32 Ohm
Gain out 1	-40.00 dB	Gain out 2	0.00 dB
Gain in 1	0.00 dB	Gain in 2	0.00 dB
Mic 1 Power Supply	Off	Mic 2 Power Supply	Off

5.2 RCV Distortion and Noise - 500 Hz NB

TIA-5050 (2018-01) \ Measurements \ Narrowband \ 5.2 Receive Distortion and Noise 2N

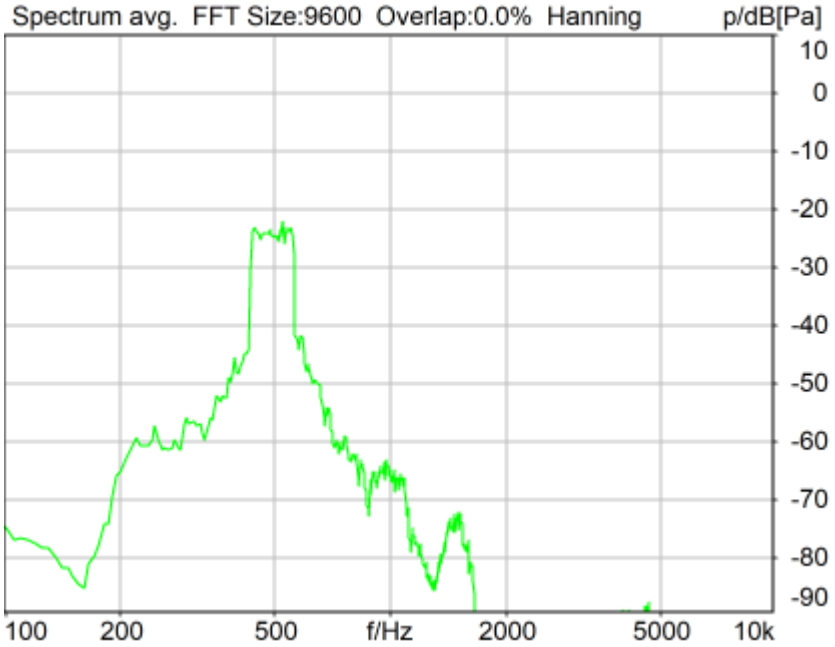

Distortion (Noise) RCV (packed): 27.05 dB (4.44%) Ok

Ok

2024/3/4 10:17 ACQUA 5.1.200

Unmodified HEAD acoustics Measurement Descriptor

Limits

	lower
Run 1	20.00 dB

Meas. Setting off

Underlying Standard: TIA-5050 (2018-01)
Database Version: 40_HAC_Suite_Rev03

Source: act_rpn_b250ms_500hz_sr20dbm0_v02.dat
Level adj. Ch1 -90.0 dB

Calibration
Input ch.2: 0.49 dB 2023/11/1 (HATS 1 (HMS II.3))
Output ch.2: 0.00 dB 2023/6/27 (Radio Tester 1 (CMW500))

Output Equalization/Filter
Mouth Eq. Ch.1: HATS 1 (HMS II.3)

Analysis

Direction	Out 2 -> In 2		
Range start	13550.00 ms	Range length	200.00 ms
Number of seq.	10	Sequence length	400.00 ms
Use FIR Filter	Ch2	FIR filter	drp2ff_ieee1652
DRP/ERP Ch.1:	Off	DRP/ERP Ch.2:	Off
Frequency base	Transformation		
FFT size	9600	Overlap	0 %
Window function.	Hanning	Smooth	Off
dB weighting	A Weighting		
Stimulus min.	410.0 Hz	Stimulus max.	595.0 Hz
Analysis min.	20.0 Hz	Analysis max.	405.0 Hz
Analysis (2) min.	600.0 Hz	Analysis (2) max.	20000.0 Hz

Special Features
Compensate delay 139.4000 ms (D_RCV_NB, Delay (Cross))
Store to variable RCVNB10_500Hz

labCORE Settings

labCORE Serial	77000207	Nickname	
Firmware	3.4.17	Sync Source	Internal
Clock Pitch	0.00 ppm		

---
labCORE Routing
Out Channel 1 -> Power Amp. (Slot 10) 1 -> HATS 1 (HMS II.3) Speaker
Out Channel 2 -> VoIP 1 -> Radio Tester 1 (CMW500) RF In/Out
In Channel 1 <- VoIP In/Out 1 <- Radio Tester 1 (CMW500) RF In/Out
In Channel 2 <- BEQ Filter 1 R <- Mic Amp. (Slot 6) In 2 <- HATS 1 (HMS II.3) Mic. Right
---
Microphone Settings (Mic Amp. (Slot 6))

Channel In 1 Settings			
Range	114 dB[SPL] @ 12.5 mV/Pa	Highpass	20Hz
Polarisation Voltage	200V	Supply Voltage	±60V
Channel In 2 Settings			
Range	114 dB[SPL] @ 12.5 mV/Pa	Highpass	20Hz
Polarisation Voltage	200V	Supply Voltage	±60V
Channel In 3 Settings			
Range	114 dB[SPL] @ 12.5 mV/Pa	Highpass	Off
Polarisation Voltage	200V	Supply Voltage	±60V
Channel In 4 Settings			
Range	114 dB[SPL] @ 12.5 mV/Pa	Highpass	Off
Polarisation Voltage	200V	Supply Voltage	±60V

VoIP Settings (VoIP)

RTP Connection	Streaming	SIP Connection	Unavailable
SIP Reg. State	Unregistered	Jitterbuffer Length	140
Jitter Buffer Reset	On Playback	Enabled Codec	AMR-WB/16000/1
Packet Length	20	Encoder Parameter	

;;octet-align=0;default-local-mode=8;request-remote-mode=off

FMTP Parameter	octet-align=1;;octet-align=0		
Impairment Mode	Off	Impairment Type	Off

BEQ Settings (BEQ Filter 1)

Block mode	Bypass

Artificial Head Settings (HATS 1 (HMS II.3))

Ser. Nr.	12306613	Pinna Type	Type 3.3

HIB Settings

HIB Name	60020095	Serial	60020095
HIB Mode	Mobile Measurement	Impedance	32 Ohm
Gain out 1	-40.00 dB	Gain out 2	0.00 dB
Gain in 1	0.00 dB	Gain in 2	0.00 dB
Mic 1 Power Supply	Off	Mic 2 Power Supply	Off

5.2 RCV Distortion and Noise - 630 Hz NB

TIA-5050 (2018-01) \ Measurements \ Narrowband \ 5.2 Receive Distortion and Noise 2N

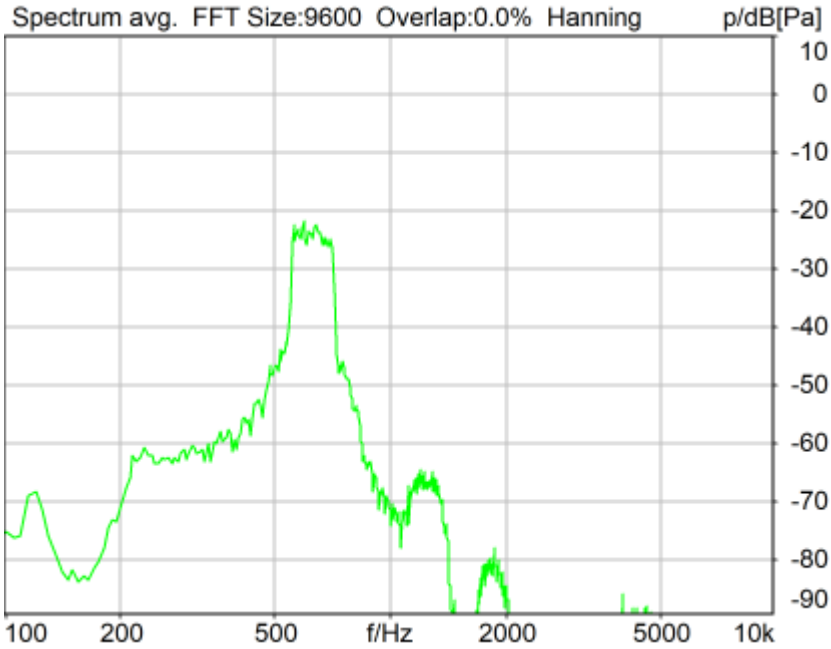

Distortion (Noise) RCV (packed): 26.96 dB (4.49%) Ok

Ok

2024/3/4 10:17 ACQUA 5.1.200
Unmodified HEAD acoustics Measurement Descriptor

Limits

	lower
Run 1	20.00 dB

Meas. Setting off

Underlying Standard: TIA-5050 (2018-01)
Database Version: 40_HAC_Suite_Rev03

Source: act_rpn_b250ms_630hz_sr20dbm0_v02.dat
Level adj. Ch1 -90.0 dB

Calibration
Input ch.2: 0.49 dB 2023/11/1 (HATS 1 (HMS II.3))
Output ch.2: 0.00 dB 2023/6/27 (Radio Tester 1 (CMW500))

Output Equalization/Filter
Mouth Eq. Ch.1: HATS 1 (HMS II.3)

Analysis

Direction	Out 2 -> In 2		
Range start	13550.00 ms	Range length	200.00 ms
Number of seq.	10	Sequence length	400.00 ms
Use FIR Filter	Ch2	FIR filter	drp2ff_ieee1652
DRP/ERP Ch.1:	Off	DRP/ERP Ch.2:	Off
Frequency base	Transformation		
FFT size	9600	Overlap	0 %
Window function.	Hanning	Smooth	Off
dB weighting	A Weighting		
Stimulus min.	525.0 Hz	Stimulus max.	745.0 Hz
Analysis min.	20.0 Hz	Analysis max.	520.0 Hz
Analysis (2) min.	750.0 Hz	Analysis (2) max.	20000.0 Hz

Special Features
Compensate delay 139.4000 ms (D_RCV_NB, Delay (Cross))
Store to variable RCVNB10_630Hz

labCORE Settings

labCORE Serial	77000207	Nickname	
Firmware	3.4.17	Sync Source	Internal
Clock Pitch	0.00 ppm		

---
labCORE Routing
Out Channel 1 -> Power Amp. (Slot 10) 1 -> HATS 1 (HMS II.3) Speaker
Out Channel 2 -> VoIP 1 -> Radio Tester 1 (CMW500) RF In/Out
In Channel 1 <- VoIP In/Out 1 <- Radio Tester 1 (CMW500) RF In/Out
In Channel 2 <- BEQ Filter 1 R <- Mic Amp. (Slot 6) In 2 <- HATS 1 (HMS II.3) Mic. Right
---
Microphone Settings (Mic Amp. (Slot 6))
Channel In 1 Settings

Range	114 dB[SPL] @ 12.5 mV/Pa	Highpass	20Hz
Polarisation Voltage	200V	Supply Voltage	±60V

Channel In 2 Settings

Range	114 dB[SPL] @ 12.5 mV/Pa	Highpass	20Hz
Polarisation Voltage	200V	Supply Voltage	±60V

Channel In 3 Settings

Range	114 dB[SPL] @ 12.5 mV/Pa	Highpass	Off
Polarisation Voltage	200V	Supply Voltage	±60V

Channel In 4 Settings

Range	114 dB[SPL] @ 12.5 mV/Pa	Highpass	Off
Polarisation Voltage	200V	Supply Voltage	±60V

VoIP Settings (VoIP)

RTP Connection	Streaming	SIP Connection	Unavailable

SIP Reg. State	Unregistered	Jitterbuffer Length	140
Jitter Buffer Reset	On Playback	Enabled Codec	AMR-WB/16000/1
Packet Length	20	Encoder Parameter	

;;octet-align=0;default-local-mode=8;request-remote-mode=off

FMTP Parameter	octet-align=1;;octet-align=0		
Impairment Mode	Off	Impairment Type	Off

BEQ Settings (BEQ Filter 1)

Block mode	Bypass

Artificial Head Settings (HATS 1 (HMS II.3))

Ser. Nr.	12306613	Pinna Type	Type 3.3

HIB Settings

HIB Name	60020095	Serial	60020095
HIB Mode	Mobile Measurement	Impedance	32 Ohm
Gain out 1	-40.00 dB	Gain out 2	0.00 dB
Gain in 1	0.00 dB	Gain in 2	0.00 dB
Mic 1 Power Supply	Off	Mic 2 Power Supply	Off

5.2 RCV Distortion and Noise - 800 Hz NB

TIA-5050 (2018-01) \ Measurements \ Narrowband \ 5.2 Receive Distortion and Noise 2N

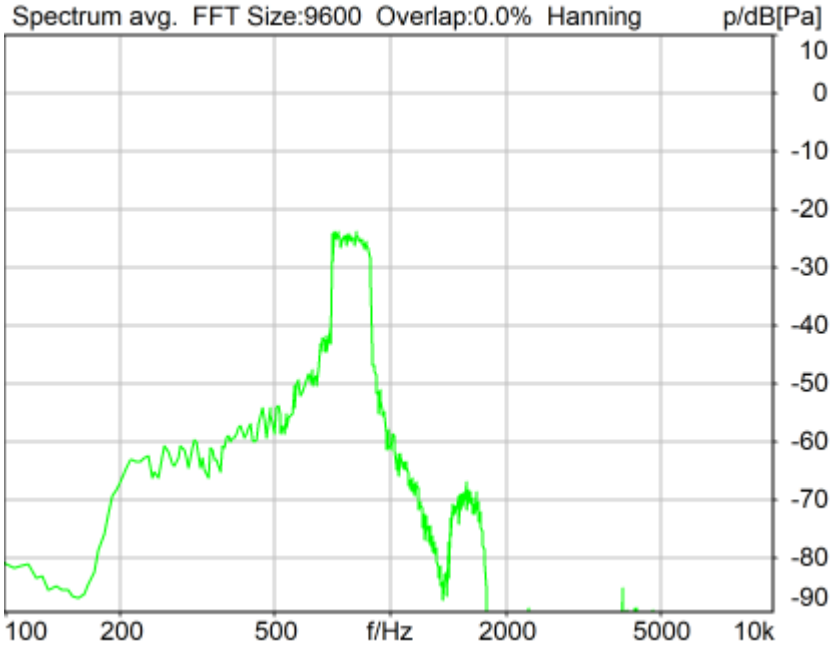

Distortion (Noise) RCV (packed): 25.30 dB (5.43%) Ok

Ok

2024/3/4 10:18 ACQUA 5.1.200

Unmodified HEAD acoustics Measurement Descriptor

Limits

	lower

Run 1	20.00 dB

Meas. Setting off

Underlying Standard: TIA-5050 (2018-01)
Database Version: 40_HAC_Suite_Rev03

Source: act_rpn_b250ms_800hz_sr20dbm0_v02.dat
Level adj. Ch1 -90.0 dB

Calibration
Input ch.2: 0.49 dB 2023/11/1 (HATS 1 (HMS II.3))
Output ch.2: 0.00 dB 2023/6/27 (Radio Tester 1 (CMW500))

Output Equalization/Filter
Mouth Eq. Ch.1: HATS 1 (HMS II.3)

Analysis

Direction	Out 2 -> In 2		
Range start	13550.00 ms	Range length	200.00 ms
Number of seq.	10	Sequence length	400.00 ms
Use FIR Filter	Ch2	FIR filter	drp2ff_ieee1652
DRP/ERP Ch.1:	Off	DRP/ERP Ch.2:	Off
Frequency base	Transformation		
FFT size	9600	Overlap	0 %
Window function.	Hanning	Smooth	Off
dB weighting	A Weighting		
Stimulus min.	675.0 Hz	Stimulus max.	925.0 Hz
Analysis min.	20.0 Hz	Analysis max.	670.0 Hz
Analysis (2) min.	930.0 Hz	Analysis (2) max.	20000.0 Hz

Special Features
Compensate delay 139.4000 ms (D_RCV_NB, Delay (Cross))
Store to variable RCVNB10_800Hz

labCORE Settings

labCORE Serial	77000207	Nickname	
Firmware	3.4.17	Sync Source	Internal
Clock Pitch	0.00 ppm		

---
labCORE Routing
Out Channel 1 -> Power Amp. (Slot 10) 1 -> HATS 1 (HMS II.3) Speaker
Out Channel 2 -> VoIP 1 -> Radio Tester 1 (CMW500) RF In/Out
In Channel 1 <- VoIP In/Out 1 <- Radio Tester 1 (CMW500) RF In/Out
In Channel 2 <- BEQ Filter 1 R <- Mic Amp. (Slot 6) In 2 <- HATS 1 (HMS II.3) Mic. Right
---
Microphone Settings (Mic Amp. (Slot 6))
Channel In 1 Settings

Range	114 dB[SPL] @ 12.5 mV/Pa	Highpass	20Hz
Polarisation Voltage	200V	Supply Voltage	±60V

Channel In 2 Settings

Range	114 dB[SPL] @ 12.5 mV/Pa	Highpass	20Hz
Polarisation Voltage	200V	Supply Voltage	±60V

Channel In 3 Settings

Range	114 dB[SPL] @ 12.5 mV/Pa	Highpass	Off
Polarisation Voltage	200V	Supply Voltage	±60V

Channel In 4 Settings

Range	114 dB[SPL] @ 12.5 mV/Pa	Highpass	Off
Polarisation Voltage	200V	Supply Voltage	±60V

VoIP Settings (VoIP)

RTP Connection	Streaming	SIP Connection	Unavailable
SIP Reg. State	Unregistered	Jitterbuffer Length	140
Jitter Buffer Reset	On Playback	Enabled Codec	AMR-WB/16000/1
Packet Length	20	Encoder Parameter	

;;octet-align=0;default-local-mode=8;request-remote-mode=off

FMTP Parameter	octet-align=1;;octet-align=0		
Impairment Mode	Off	Impairment Type	Off

BEQ Settings (BEQ Filter 1)

Block mode	Bypass

Artificial Head Settings (HATS 1 (HMS II.3))

Ser. Nr.	12306613	Pinna Type	Type 3.3

HIB Settings

HIB Name	60020095	Serial	60020095
HIB Mode	Mobile Measurement	Impedance	32 Ohm
Gain out 1	-40.00 dB	Gain out 2	0.00 dB
Gain in 1	0.00 dB	Gain in 2	0.00 dB
Mic 1 Power Supply	Off	Mic 2 Power Supply	Off

5.2 RCV Distortion and Noise - 1000 Hz NB

TIA-5050 (2018-01) \ Measurements \ Narrowband \ 5.2 Receive Distortion and Noise 2N

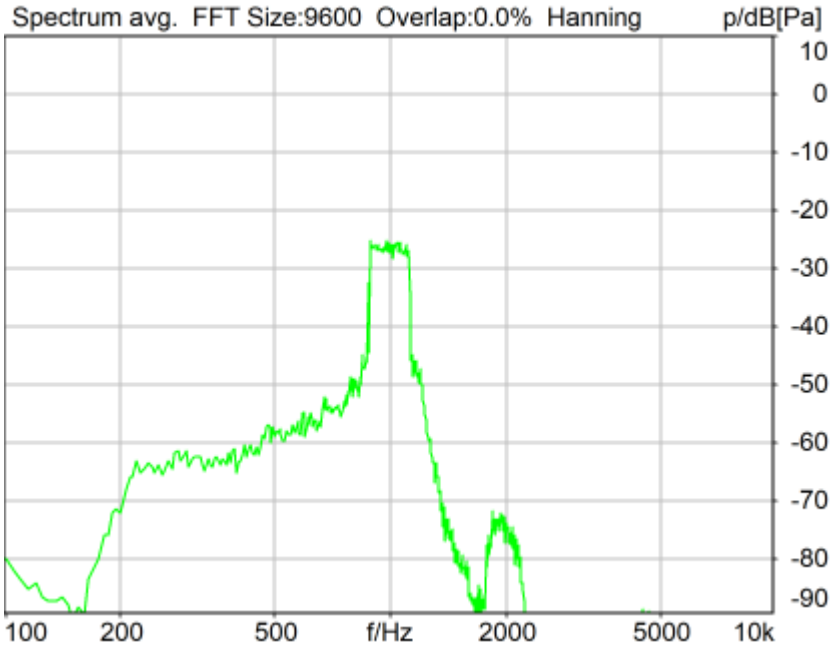

Distortion (Noise) RCV (packed): 23.60 dB (6.60%) Ok

Ok

2024/3/4 10:18 ACQUA 5.1.200

Unmodified HEAD acoustics Measurement Descriptor

Limits

	lower
Run 1	20.00 dB

Meas. Setting off

Underlying Standard: TIA-5050 (2018-01)
Database Version: 40_HAC_Suite_Rev03

Source: act_rpn_b250ms_1000hz_sr20dbm0_v02.dat
Level adj. Ch1 -90.0 dB

Calibration
Input ch.2: 0.49 dB 2023/11/1 (HATS 1 (HMS II.3))
Output ch.2: 0.00 dB 2023/6/27 (Radio Tester 1 (CMW500))

Output Equalization/Filter
Mouth Eq. Ch.1: HATS 1 (HMS II.3)

Analysis

Direction	Out 2 -> In 2		
Range start	13550.00 ms	Range length	200.00 ms
Number of seq.	10	Sequence length	400.00 ms
Use FIR Filter	Ch2	FIR filter	drp2ff_ieee1652
DRP/ERP Ch.1:	Off	DRP/ERP Ch.2:	Off
Frequency base	Transformation		
FFT size	9600	Overlap	0 %
Window function.	Hanning	Smooth	Off
dB weighting	A Weighting		
Stimulus min.	855.0 Hz	Stimulus max.	1155.0 Hz
Analysis min.	20.0 Hz	Analysis max.	850.0 Hz
Analysis (2) min.	1160.0 Hz	Analysis (2) max.	20000.0 Hz

Special Features
Compensate delay 139.4000 ms (D_RCV_NB, Delay (Cross))
Store to variable RCVNB10_1000Hz

labCORE Settings

labCORE Serial	77000207	Nickname	
Firmware	3.4.17	Sync Source	Internal
Clock Pitch	0.00 ppm		

---
labCORE Routing
Out Channel 1 -> Power Amp. (Slot 10) 1 -> HATS 1 (HMS II.3) Speaker
Out Channel 2 -> VoIP 1 -> Radio Tester 1 (CMW500) RF In/Out
In Channel 1 <- VoIP In/Out 1 <- Radio Tester 1 (CMW500) RF In/Out
In Channel 2 <- BEQ Filter 1 R <- Mic Amp. (Slot 6) In 2 <- HATS 1 (HMS II.3) Mic. Right
---
Microphone Settings (Mic Amp. (Slot 6))

Channel In 1 Settings			
Range	114 dB[SPL] @ 12.5 mV/Pa	Highpass	20Hz
Polarisation Voltage	200V	Supply Voltage	±60V
Channel In 2 Settings			
Range	114 dB[SPL] @ 12.5 mV/Pa	Highpass	20Hz
Polarisation Voltage	200V	Supply Voltage	±60V
Channel In 3 Settings			
Range	114 dB[SPL] @ 12.5 mV/Pa	Highpass	Off
Polarisation Voltage	200V	Supply Voltage	±60V
Channel In 4 Settings			
Range	114 dB[SPL] @ 12.5 mV/Pa	Highpass	Off
Polarisation Voltage	200V	Supply Voltage	±60V

VoIP Settings (VoIP)

RTP Connection	Streaming	SIP Connection	Unavailable
SIP Reg. State	Unregistered	Jitterbuffer Length	140
Jitter Buffer Reset	On Playback	Enabled Codec	AMR-WB/16000/1
Packet Length	20	Encoder Parameter	

;;octet-align=0;default-local-mode=8;request-remote-mode=off
FMTP Parameter octet-align=1;;octet-align=0

Impairment Mode	Off	Impairment Type	Off

BEQ Settings (BEQ Filter 1)

Block mode	Bypass

Artificial Head Settings (HATS 1 (HMS II.3))

Ser. Nr.	12306613	Pinna Type	Type 3.3

HIB Settings

HIB Name	60020095	Serial	60020095
HIB Mode	Mobile Measurement	Impedance	32 Ohm
Gain out 1	-40.00 dB	Gain out 2	0.00 dB
Gain in 1	0.00 dB	Gain in 2	0.00 dB
Mic 1 Power Supply	Off	Mic 2 Power Supply	Off

5.2 RCV Distortion and Noise - 1250 Hz NB

TIA-5050 (2018-01) \ Measurements \ Narrowband \ 5.2 Receive Distortion and Noise 2N

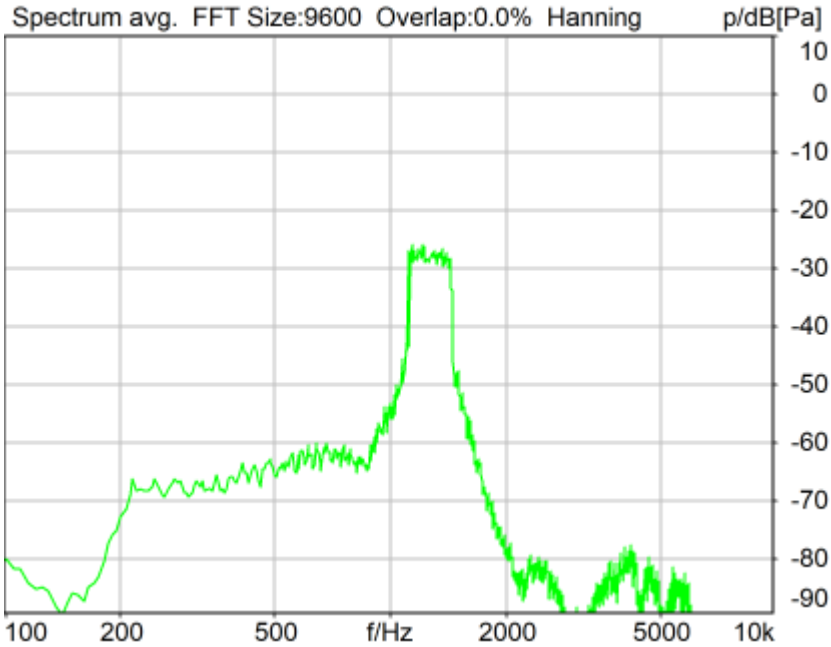

Distortion (Noise) RCV (packed): 23.39 dB (6.77%) Ok

Ok

2024/3/4 10:19 ACQUA 5.1.200
Unmodified HEAD acoustics Measurement Descriptor

Limits

	lower
Run 1	20.00 dB

Meas. Setting off

Underlying Standard: TIA-5050 (2018-01)
Database Version: 40_HAC_Suite_Rev03

Source: act_rpn_b250ms_1250hz_sr20dbm0_v02.dat
Level adj. Ch1 -90.0 dB

Calibration
Input ch.2: 0.49 dB 2023/11/1 (HATS 1 (HMS II.3))
Output ch.2: 0.00 dB 2023/6/27 (Radio Tester 1 (CMW500))

Output Equalization/Filter
Mouth Eq. Ch.1: HATS 1 (HMS II.3)

Analysis

Direction	Out 2 -> In 2		
Range start	13550.00 ms	Range length	200.00 ms
Number of seq.	10	Sequence length	400.00 ms
Use FIR Filter	Ch2	FIR filter	drp2ff_ieee1652
DRP/ERP Ch.1:	Off	DRP/ERP Ch.2:	Off
Frequency base	Transformation		
FFT size	9600	Overlap	0 %
Window function.	Hanning	Smooth	Off
dB weighting	A Weighting		
Stimulus min.	1085.0 Hz	Stimulus max.	1450.0 Hz
Analysis min.	20.0 Hz	Analysis max.	1080.0 Hz
Analysis (2) min.	1455.0 Hz	Analysis (2) max.	20000.0 Hz

Special Features
Compensate delay 139.4000 ms (D_RCV_NB, Delay (Cross))
Store to variable RCVNB10_1250Hz

labCORE Settings

labCORE Serial	77000207	Nickname	
Firmware	3.4.17	Sync Source	Internal
Clock Pitch	0.00 ppm		

---
labCORE Routing
Out Channel 1 -> Power Amp. (Slot 10) 1 -> HATS 1 (HMS II.3) Speaker
Out Channel 2 -> VoIP 1 -> Radio Tester 1 (CMW500) RF In/Out
In Channel 1 <- VoIP In/Out 1 <- Radio Tester 1 (CMW500) RF In/Out
In Channel 2 <- BEQ Filter 1 R <- Mic Amp. (Slot 6) In 2 <- HATS 1 (HMS II.3) Mic. Right
---
Microphone Settings (Mic Amp. (Slot 6))
Channel In 1 Settings

Range	114 dB[SPL] @ 12.5 mV/Pa	Highpass	20Hz
Polarisation Voltage	200V	Supply Voltage	±60V

Channel In 2 Settings

Range	114 dB[SPL] @ 12.5 mV/Pa	Highpass	20Hz
Polarisation Voltage	200V	Supply Voltage	±60V

Channel In 3 Settings

Range	114 dB[SPL] @ 12.5 mV/Pa	Highpass	Off
Polarisation Voltage	200V	Supply Voltage	±60V

Channel In 4 Settings

Range	114 dB[SPL] @ 12.5 mV/Pa	Highpass	Off
Polarisation Voltage	200V	Supply Voltage	±60V

VoIP Settings (VoIP)

RTP Connection	Streaming	SIP Connection	Unavailable
SIP Reg. State	Unregistered	Jitterbuffer Length	140
Jitter Buffer Reset	On Playback	Enabled Codec	AMR-WB/16000/1
Packet Length	20	Encoder Parameter	

;;octet-align=0;default-local-mode=8;request-remote-mode=off
FMTP Parameter octet-align=1;;octet-align=0
Impairment Mode Off Impairment Type Off

BEQ Settings (BEQ Filter 1)

Block mode Bypass

Artificial Head Settings (HATS 1 (HMS II.3))

Ser. Nr.	12306613	Pinna Type	Type 3.3

HIB Settings

HIB Name	60020095	Serial	60020095
HIB Mode	Mobile Measurement	Impedance	32 Ohm
Gain out 1	-40.00 dB	Gain out 2	0.00 dB
Gain in 1	0.00 dB	Gain in 2	0.00 dB
Mic 1 Power Supply	Off	Mic 2 Power Supply	Off

5.2 RCV Distortion and Noise - 1600 Hz NB

TIA-5050 (2018-01) \ Measurements \ Narrowband \ 5.2 Receive Distortion and Noise 2N

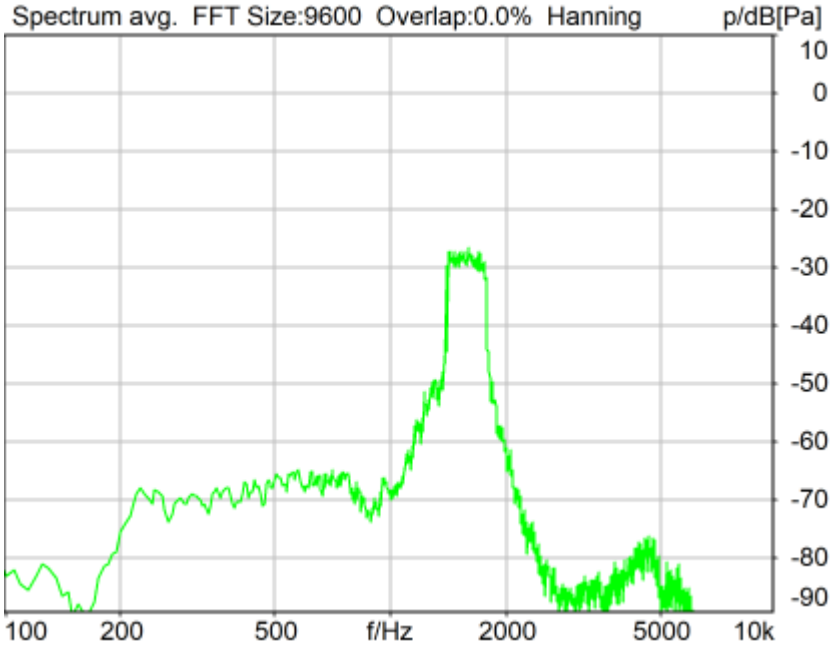

Distortion (Noise) RCV (packed): 23.48 dB (6.70%) Ok

Ok

2024/3/4 10:19 ACQUA 5.1.200
Unmodified HEAD acoustics Measurement Descriptor

Limits

	lower
Run 1	20.00 dB

Meas. Setting off

Underlying Standard: TIA-5050 (2018-01)
Database Version: 40_HAC_Suite_Rev03

Source: act_rpn_b250ms_1600hz_sr20dbm0_v02.dat
Level adj. Ch1 -90.0 dB

Calibration
Input ch.2: 0.49 dB 2023/11/1 (HATS 1 (HMS II.3))
Output ch.2: 0.00 dB 2023/6/27 (Radio Tester 1 (CMW500))

Output Equalization/Filter
Mouth Eq. Ch.1: HATS 1 (HMS II.3)

Analysis

Direction	Out 2 -> In 2		
Range start	13550.00 ms	Range length	200.00 ms
Number of seq.	10	Sequence length	400.00 ms
Use FIR Filter	Ch2	FIR filter	drp2ff_ieee1652
DRP/ERP Ch.1:	Off	DRP/ERP Ch.2:	Off
Frequency base	Transformation		
FFT size	9600	Overlap	0 %
Window function.	Hanning	Smooth	Off
dB weighting	A Weighting		
Stimulus min.	1375.0 Hz	Stimulus max.	1815.0 Hz
Analysis min.	20.0 Hz	Analysis max.	1370.0 Hz
Analysis (2) min.	1820.0 Hz	Analysis (2) max.	20000.0 Hz

Special Features
Compensate delay 139.4000 ms (D_RCV_NB, Delay (Cross))
Store to variable RCVNB10_1600Hz

labCORE Settings

labCORE Serial	77000207	Nickname	
Firmware	3.4.17	Sync Source	Internal
Clock Pitch	0.00 ppm		

---
labCORE Routing
Out Channel 1 -> Power Amp. (Slot 10) 1 -> HATS 1 (HMS II.3) Speaker
Out Channel 2 -> VoIP 1 -> Radio Tester 1 (CMW500) RF In/Out
In Channel 1 <- VoIP In/Out 1 <- Radio Tester 1 (CMW500) RF In/Out
In Channel 2 <- BEQ Filter 1 R <- Mic Amp. (Slot 6) In 2 <- HATS 1 (HMS II.3) Mic. Right
---
Microphone Settings (Mic Amp. (Slot 6))
Channel In 1 Settings

Range	114 dB[SPL] @ 12.5 mV/Pa	Highpass	20Hz
Polarisation Voltage	200V	Supply Voltage	±60V

Channel In 2 Settings

Range	114 dB[SPL] @ 12.5 mV/Pa	Highpass	20Hz
Polarisation Voltage	200V	Supply Voltage	±60V

Channel In 3 Settings

Range	114 dB[SPL] @ 12.5 mV/Pa	Highpass	Off
Polarisation Voltage	200V	Supply Voltage	±60V

Channel In 4 Settings

Range	114 dB[SPL] @ 12.5 mV/Pa	Highpass	Off
Polarisation Voltage	200V	Supply Voltage	±60V

VoIP Settings (VoIP)

RTP Connection	Streaming	SIP Connection	Unavailable
SIP Reg. State	Unregistered	Jitterbuffer Length	140
Jitter Buffer Reset	On Playback	Enabled Codec	AMR-WB/16000/1
Packet Length	20	Encoder Parameter	

;;octet-align=0;default-local-mode=8;request-remote-mode=off
FMTP Parameter octet-align=1;;octet-align=0
Impairment Mode Off Impairment Type Off

BEQ Settings (BEQ Filter 1)
Block mode Bypass

Artificial Head Settings (HATS 1 (HMS II.3))

Ser. Nr.	12306613	Pinna Type	Type 3.3

HIB Settings

HIB Name	60020095	Serial	60020095
HIB Mode	Mobile Measurement	Impedance	32 Ohm
Gain out 1	-40.00 dB	Gain out 2	0.00 dB
Gain in 1	0.00 dB	Gain in 2	0.00 dB
Mic 1 Power Supply	Off	Mic 2 Power Supply	Off

5.2 RCV Distortion and Noise - 2000 Hz NB

TIA-5050 (2018-01) \ Measurements \ Narrowband \ 5.2 Receive Distortion and Noise 2N

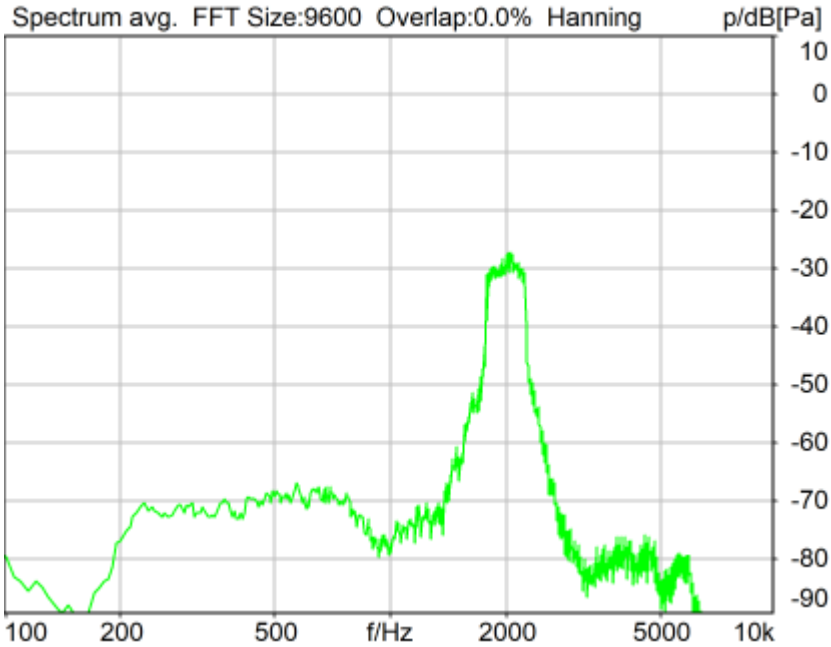

Distortion (Noise) RCV (packed): 21.87 dB (8.06%) Ok

Ok

2024/3/4 10:19 ACQUA 5.1.200
Unmodified HEAD acoustics Measurement Descriptor

Limits

	lower
Run 1	20.00 dB

Meas. Setting off

Underlying Standard: TIA-5050 (2018-01)
Database Version: 40_HAC_Suite_Rev03

Source: act_rpn_b250ms_2000hz_sr20dbm0_v02.dat
Level adj. Ch1 -90.0 dB

Calibration
Input ch.2: 0.49 dB 2023/11/1 (HATS 1 (HMS II.3))
Output ch.2: 0.00 dB 2023/6/27 (Radio Tester 1 (CMW500))

Output Equalization/Filter
Mouth Eq. Ch.1: HATS 1 (HMS II.3)

Analysis

Direction	Out 2 -> In 2		
Range start	13550.00 ms	Range length	200.00 ms
Number of seq.	10	Sequence length	400.00 ms
Use FIR Filter	Ch2	FIR filter	drp2ff_ieee1652
DRP/ERP Ch.1:	Off	DRP/ERP Ch.2:	Off
Frequency base	Transformation		
FFT size	9600	Overlap	0 %
Window function.	Hanning	Smooth	Off
dB weighting	A Weighting		
Stimulus min.	1745.0 Hz	Stimulus max.	2275.0 Hz
Analysis min.	20.0 Hz	Analysis max.	1740.0 Hz
Analysis (2) min.	2280.0 Hz	Analysis (2) max.	20000.0 Hz

Special Features
Compensate delay 139.4000 ms (D_RCV_NB, Delay (Cross))
Store to variable RCVNB10_2000Hz

labCORE Settings

labCORE Serial	77000207	Nickname	
Firmware	3.4.17	Sync Source	Internal
Clock Pitch	0.00 ppm		

---
labCORE Routing
Out Channel 1 -> Power Amp. (Slot 10) 1 -> HATS 1 (HMS II.3) Speaker
Out Channel 2 -> VoIP 1 -> Radio Tester 1 (CMW500) RF In/Out
In Channel 1 <- VoIP In/Out 1 <- Radio Tester 1 (CMW500) RF In/Out
In Channel 2 <- BEQ Filter 1 R <- Mic Amp. (Slot 6) In 2 <- HATS 1 (HMS II.3) Mic. Right
---
Microphone Settings (Mic Amp. (Slot 6))
Channel In 1 Settings

Range	114 dB[SPL] @ 12.5 mV/Pa	Highpass	20Hz
Polarisation Voltage	200V	Supply Voltage	±60V

Channel In 2 Settings

Range	114 dB[SPL] @ 12.5 mV/Pa	Highpass	20Hz
Polarisation Voltage	200V	Supply Voltage	±60V

Channel In 3 Settings

Range	114 dB[SPL] @ 12.5 mV/Pa	Highpass	Off
Polarisation Voltage	200V	Supply Voltage	±60V

Channel In 4 Settings

Range	114 dB[SPL] @ 12.5 mV/Pa	Highpass	Off
Polarisation Voltage	200V	Supply Voltage	±60V

VoIP Settings (VoIP)

RTP Connection	Streaming	SIP Connection	Unavailable
SIP Reg. State	Unregistered	Jitterbuffer Length	140
Jitter Buffer Reset	On Playback	Enabled Codec	AMR-WB/16000/1
Packet Length	20	Encoder Parameter	

;;octet-align=0;default-local-mode=8;request-remote-mode=off
FMTP Parameter octet-align=1;;octet-align=0

Impairment Mode	Off	Impairment Type	Off

BEQ Settings (BEQ Filter 1)
Block mode Bypass

Artificial Head Settings (HATS 1 (HMS II.3))

Ser. Nr.	12306613	Pinna Type	Type 3.3

HIB Settings

HIB Name	60020095	Serial	60020095
HIB Mode	Mobile Measurement	Impedance	32 Ohm
Gain out 1	-40.00 dB	Gain out 2	0.00 dB
Gain in 1	0.00 dB	Gain in 2	0.00 dB
Mic 1 Power Supply	Off	Mic 2 Power Supply	Off

5.2 RCV Distortion and Noise - 2500 Hz NB

TIA-5050 (2018-01) \ Measurements \ Narrowband \ 5.2 Receive Distortion and Noise 2N

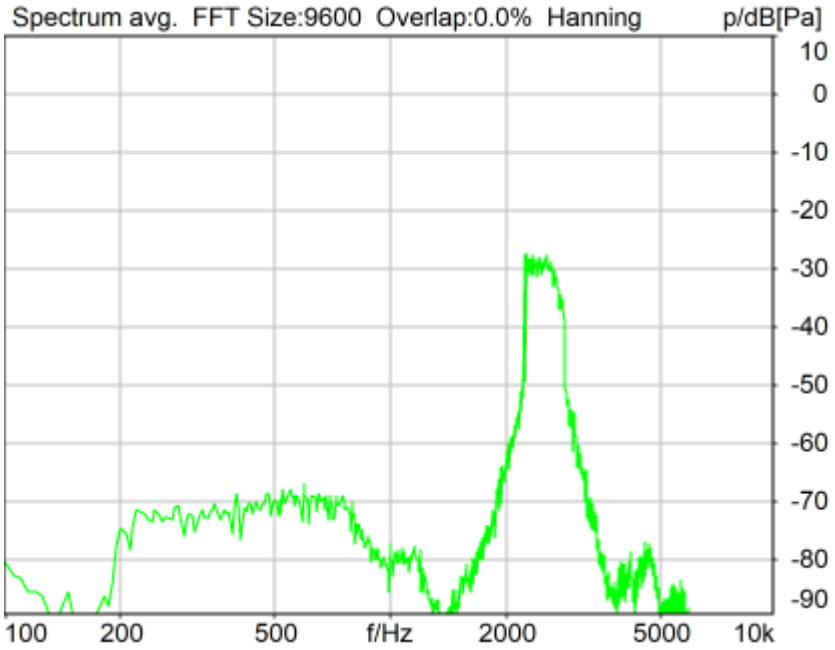

Distortion (Noise) RCV (packed): 25.55 dB (5.28%) Ok

Ok

2024/3/4 10:20 ACQUA 5.1.200
Unmodified HEAD acoustics Measurement Descriptor

Limits

	lower
Run 1	20.00 dB

Meas. Setting off

Underlying Standard: TIA-5050 (2018-01)
Database Version: 40_HAC_Suite_Rev03

Source: act_rpn_b250ms_2500hz_sr20dbm0_v02.dat
Level adj. Ch1 -90.0 dB

Calibration
Input ch.2: 0.49 dB 2023/11/1 (HATS 1 (HMS II.3))

Output ch.2: 0.00 dB 2023/6/27 (Radio Tester 1 (CMW500))

Output Equalization/Filter

Mouth Eq. Ch.1:	HATS 1 (HMS II.3)

Analysis

Direction	Out 2 -> In 2		
Range start	13550.00 ms	Range length	200.00 ms
Number of seq.	10	Sequence length	400.00 ms
Use FIR Filter	Ch2	FIR filter	drp2ff_ieee1652
DRP/ERP Ch.1:	Off	DRP/ERP Ch.2:	Off
Frequency base	Transformation		
FFT size	9600	Overlap	0 %
Window function.	Hanning	Smooth	Off
dB weighting	A Weighting		
Stimulus min.	2205.0 Hz	Stimulus max.	2855.0 Hz
Analysis min.	20.0 Hz	Analysis max.	2200.0 Hz
Analysis (2) min.	2860.0 Hz	Analysis (2) max.	20000.0 Hz

Special Features

Compensate delay	139.4000 ms (D_RCV_NB, Delay (Cross))
Store to variable	RCVNB10_2500Hz

labCORE Settings

labCORE Serial	77000207	Nickname	
Firmware	3.4.17	Sync Source	Internal
Clock Pitch	0.00 ppm		

---

labCORE Routing

Out Channel 1 ->	Power Amp. (Slot 10) 1 -> HATS 1 (HMS II.3) Speaker
Out Channel 2 ->	VoIP 1 -> Radio Tester 1 (CMW500) RF In/Out
In Channel 1 <-	VoIP In/Out 1 <- Radio Tester 1 (CMW500) RF In/Out
In Channel 2 <-	BEQ Filter 1 R <- Mic Amp. (Slot 6) In 2 <- HATS 1 (HMS II.3) Mic. Right

---

Microphone Settings (Mic Amp. (Slot 6))

Channel In 1 Settings			
Range	114 dB[SPL] @ 12.5 mV/Pa	Highpass	20Hz
Polarisation Voltage	200V	Supply Voltage	±60V
Channel In 2 Settings			
Range	114 dB[SPL] @ 12.5 mV/Pa	Highpass	20Hz
Polarisation Voltage	200V	Supply Voltage	±60V
Channel In 3 Settings			
Range	114 dB[SPL] @ 12.5 mV/Pa	Highpass	Off
Polarisation Voltage	200V	Supply Voltage	±60V
Channel In 4 Settings			
Range	114 dB[SPL] @ 12.5 mV/Pa	Highpass	Off
Polarisation Voltage	200V	Supply Voltage	±60V

VoIP Settings (VoIP)

RTP Connection	Streaming	SIP Connection	Unavailable
SIP Reg. State	Unregistered	Jitterbuffer Length	140
Jitter Buffer Reset	On Playback	Enabled Codec	AMR-WB/16000/1
Packet Length	20	Encoder Parameter	

;;octet-align=0;default-local-mode=8;request-remote-mode=off

FMTP Parameter	octet-align=1;;octet-align=0		
Impairment Mode	Off	Impairment Type	Off

BEQ Settings (BEQ Filter 1)

Block mode	Bypass

Artificial Head Settings (HATS 1 (HMS II.3))

Ser. Nr.	12306613	Pinna Type	Type 3.3

HIB Settings

HIB Name	60020095	Serial	60020095
HIB Mode	Mobile Measurement	Impedance	32 Ohm

Gain out 1	-40.00 dB	Gain out 2	0.00 dB
Gain in 1	0.00 dB	Gain in 2	0.00 dB
Mic 1 Power Supply	Off	Mic 2 Power Supply	Off

5.2 RCV Distortion and Noise - 3150 Hz NB

TIA-5050 (2018-01) \ Measurements \ Narrowband \ 5.2 Receive Distortion and Noise 2N

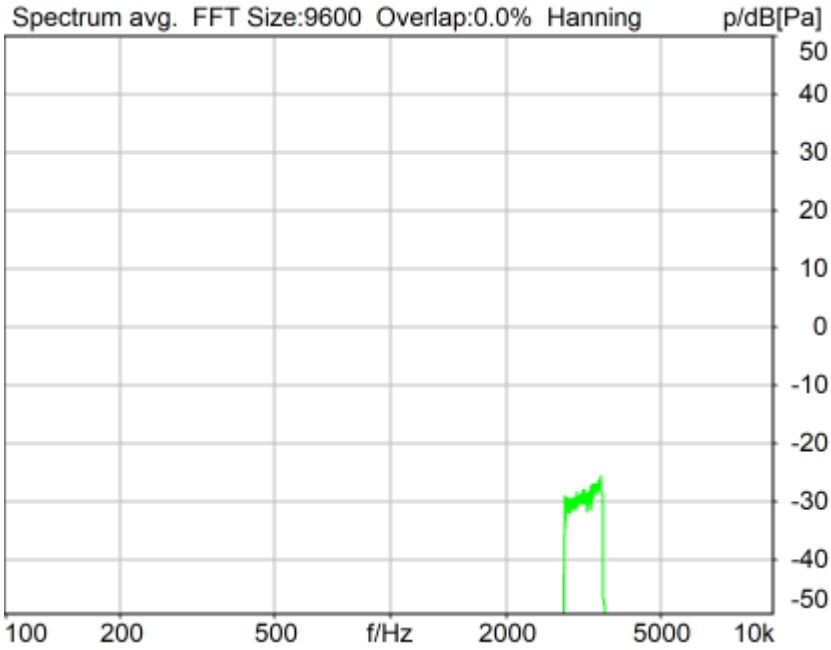

Distortion (Noise) RCV (packed): 28.37 dB (3.81%) Ok

Ok

2024/3/4 10:20 ACQUA 5.1.200
Unmodified HEAD acoustics Measurement Descriptor

Limits

	lower
Run 1	20.00 dB

Meas. Setting off

Underlying Standard: TIA-5050 (2018-01)
Database Version: 40_HAC_Suite_Rev03

Source: act_rpn_b250ms_3150hz_sr20dbm0_v02.dat
Level adj. Ch1 -90.0 dB

Calibration
Input ch.2: 0.49 dB 2023/11/1 (HATS 1 (HMS II.3))
Output ch.2: 0.00 dB 2023/6/27 (Radio Tester 1 (CMW500))

Output Equalization/Filter

Mouth Eq. Ch.1:	HATS 1 (HMS II.3)

Analysis

Direction	Out 2 -> In 2		
Range start	13550.00 ms	Range length	200.00 ms
Number of seq.	10	Sequence length	400.00 ms
Use FIR Filter	Ch2	FIR filter	drp2ff_ieee1652
DRP/ERP Ch.1:	Off	DRP/ERP Ch.2:	Off
Frequency base	Transformation		
FFT size	9600	Overlap	0 %
Window function.	Hanning	Smooth	Off
dB weighting	A Weighting		
Stimulus min.	2785.0 Hz	Stimulus max.	3585.0 Hz
Analysis min.	20.0 Hz	Analysis max.	2780.0 Hz
Analysis (2) min.	3590.0 Hz	Analysis (2) max.	20000.0 Hz

Special Features

Compensate delay	139.4000 ms (D_RCV_NB, Delay (Cross))
Store to variable	RCVNB10_3150Hz

labCORE Settings

labCORE Serial	77000207	Nickname	
Firmware	3.4.17	Sync Source	Internal
Clock Pitch	0.00 ppm		

---

labCORE Routing

Out Channel 1 ->	Power Amp. (Slot 10) 1 -> HATS 1 (HMS II.3) Speaker
Out Channel 2 ->	VoIP 1 -> Radio Tester 1 (CMW500) RF In/Out
In Channel 1 <-	VoIP In/Out 1 <- Radio Tester 1 (CMW500) RF In/Out
In Channel 2 <-	BEQ Filter 1 R <- Mic Amp. (Slot 6) In 2 <- HATS 1 (HMS II.3) Mic. Right

---

Microphone Settings (Mic Amp. (Slot 6))

Channel In 1 Settings

Range	114 dB[SPL] @ 12.5 mV/Pa	Highpass	20Hz
Polarisation Voltage	200V	Supply Voltage	±60V

Channel In 2 Settings

Range	114 dB[SPL] @ 12.5 mV/Pa	Highpass	20Hz
Polarisation Voltage	200V	Supply Voltage	±60V

Channel In 3 Settings

Range	114 dB[SPL] @ 12.5 mV/Pa	Highpass	Off
Polarisation Voltage	200V	Supply Voltage	±60V

Channel In 4 Settings

Range	114 dB[SPL] @ 12.5 mV/Pa	Highpass	Off
Polarisation Voltage	200V	Supply Voltage	±60V

VoIP Settings (VoIP)

RTP Connection	Streaming	SIP Connection	Unavailable
SIP Reg. State	Unregistered	Jitterbuffer Length	140
Jitter Buffer Reset	On Playback	Enabled Codec	AMR-WB/16000/1
Packet Length	20	Encoder Parameter	

;;octet-align=0;default-local-mode=8;request-remote-mode=off

FMTP Parameter	octet-align=1;;octet-align=0		
Impairment Mode	Off	Impairment Type	Off

BEQ Settings (BEQ Filter 1)

Block mode	Bypass

Artificial Head Settings (HATS 1 (HMS II.3))

Ser. Nr.	12306613	Pinna Type	Type 3.3

HIB Settings

HIB Name	60020095	Serial	60020095
HIB Mode	Mobile Measurement	Impedance	32 Ohm
Gain out 1	-40.00 dB	Gain out 2	0.00 dB
Gain in 1	0.00 dB	Gain in 2	0.00 dB

Mic 1 Power Supply Off Mic 2 Power Supply Off

Report - Receive Distortion and Noise (Conversational Gain)

TIA-5050 (2018-01) \ Measurements \ Narrowband \ 5.2 Receive Distortion and Noise 2N

Region	Frequency	SDNR
1	400Hz	26.45 dB
2	500Hz	27.05 dB
3	630Hz	26.96 dB
4	800Hz	25.30 dB
5	1000Hz	23.60 dB
6	1250Hz	23.39 dB
7	1600Hz	23.48 dB
8	2000Hz	21.87 dB
9	2500Hz	25.55 dB
10	3150Hz	28.37 dB

All SDNRs were greater than 20.0 dB, requirement was met.
Smallest SDNR was 21.87dB at 2000Hz.

2024/3/4 10:20 ACQUA

5.3 Frequency Response 8N FF HANB

TIA-5050 (2018-01) \ Measurements \ Narrowband

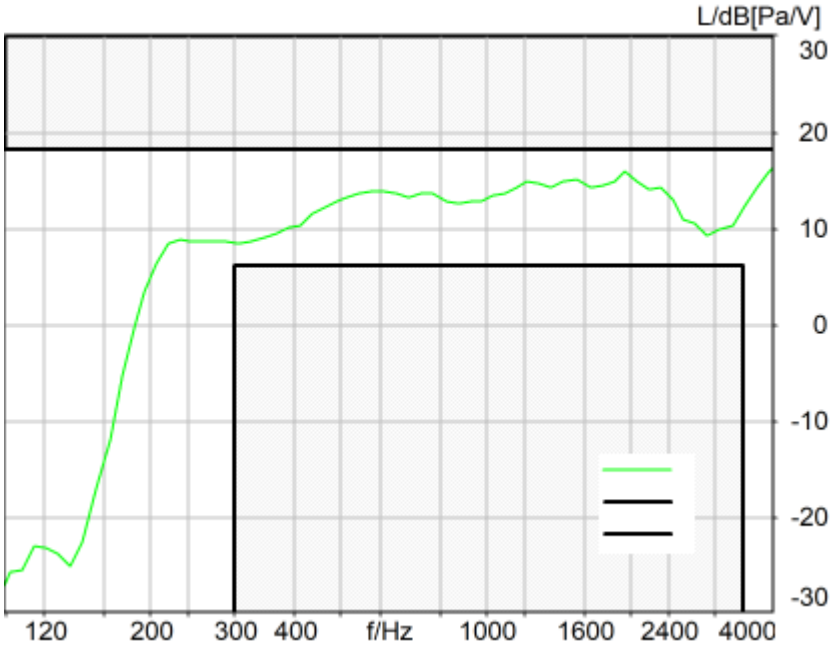

Absolute minimal distance
2.30 dB at 1948.0 Hz Ok

Ok

2024/3/4 10:29 ACQUA 5.1.200
Unmodified HEAD acoustics Measurement Descriptor

Limits

	lower
Run 1	Fit into tolerance

Meas. Setting off

Underlying Standard: TIA-5050 (2018-01)
Database Version: 40_HAC_Suite_Rev03

Source: respmaleieee269_nb_r16.dat
Level adj. Ch1 -90.0 dB Level adj. Ch2 -4.0 dB
NARROWBAND IEEE-269-2010 Real Speech Signal at Channel 2
Pause 0.5 s +
Real Speech (english, male speaker) 11.5 s, Active Speech Level: -16 dBm0, margin 15.9 dB +
Pause till end of file
Signal level (ch1): -16 dBm0 Active Speech Level, margin 15.9 dB

Signal taken from "IEEE_269-2010_Male_mono_48_kHz.wav"
Alteration:
0.2 s Pause added at the beginning of the file.
0.8 s Pause added at the and of the file.
filtered with 4.0 kHz low-pass filter
signal level changed

Calibration

Input ch.2: 0.49 dB 2023/11/1 (HATS 1 (HMS II.3))
Output ch.2: 0.00 dB 2023/6/27 (Radio Tester 1 (CMW500))

Output Equalization/Filter

Mouth Eq. Ch.1:	HATS 1 (HMS II.3)

Analysis

Direction	Out 2 -> In 2		
Range start	500.00 ms	Range length	11500.00 ms
Use FIR Filter	Ch2	FIR filter	drp2ff_ieee1652
DRP/ERP Ch.1:	Off	DRP/ERP Ch.2:	Off
Frequency base	12th octave	DIN Row	Row A
Method	FFT		
FFT size	4096	Overlap	75 %
Window function.	Hanning		
Reference file	r521_rcv_frq_spee269_hanb.fft		
Tol. scheme file	521_rcv_frq_man_hanb.tol	Min. freq. for tol.	100.0 Hz
Auto adjust	Centrate	Max. freq. for tol.	4000.0 Hz

Special Features

Compensate delay	139.4000 ms (D_RCV_NB, Delay (Cross))

labCORE Settings

labCORE Serial	77000207	Nickname	
Firmware	3.4.17	Sync Source	Internal
Clock Pitch	0.00 ppm		

---

labCORE Routing

Out Channel 1 ->	Power Amp. (Slot 10) 1 -> HATS 1 (HMS II.3) Speaker
Out Channel 2 ->	VoIP 1 -> Radio Tester 1 (CMW500) RF In/Out
In Channel 1 <-	VoIP In/Out 1 <- Radio Tester 1 (CMW500) RF In/Out
In Channel 2 <-	BEQ Filter 1 R <- Mic Amp. (Slot 6) In 2 <- HATS 1 (HMS II.3) Mic. Right

---

Microphone Settings (Mic Amp. (Slot 6))

Channel In 1 Settings			
Range	114 dB[SPL] @ 12.5 mV/Pa	Highpass	20Hz
Polarisation Voltage	200V	Supply Voltage	±60V
Channel In 2 Settings			
Range	114 dB[SPL] @ 12.5 mV/Pa	Highpass	20Hz
Polarisation Voltage	200V	Supply Voltage	±60V
Channel In 3 Settings			
Range	114 dB[SPL] @ 12.5 mV/Pa	Highpass	Off
Polarisation Voltage	200V	Supply Voltage	±60V
Channel In 4 Settings			
Range	114 dB[SPL] @ 12.5 mV/Pa	Highpass	Off
Polarisation Voltage	200V	Supply Voltage	±60V

VoIP Settings (VoIP)

RTP Connection	Streaming	SIP Connection	Unavailable
SIP Reg. State	Unregistered	Jitterbuffer Length	140
Jitter Buffer Reset	On Playback	Enabled Codec	AMR-WB/16000/1
Packet Length	20	Encoder Parameter	

;;octet-align=0;default-local-mode=8;request-remote-mode=off

FMTP Parameter	octet-align=1;;octet-align=0		
Impairment Mode	Off	Impairment Type	Off

BEQ Settings (BEQ Filter 1)

Block mode	Bypass

Artificial Head Settings (HATS 1 (HMS II.3))

Ser. Nr.	12306613	Pinna Type	Type 3.3

HIB Settings

HIB Name	60020095	Serial	60020095
HIB Mode	Mobile Measurement	Impedance	32 Ohm
Gain out 1	-40.00 dB	Gain out 2	0.00 dB

Gain in 1	0.00 dB	Gain in 2	0.00 dB
Mic 1 Power Supply	Off	Mic 2 Power Supply	Off

5.3 Frequency Response 8N DF HANB

TIA-5050 (2018-01) \ Measurements \ Narrowband

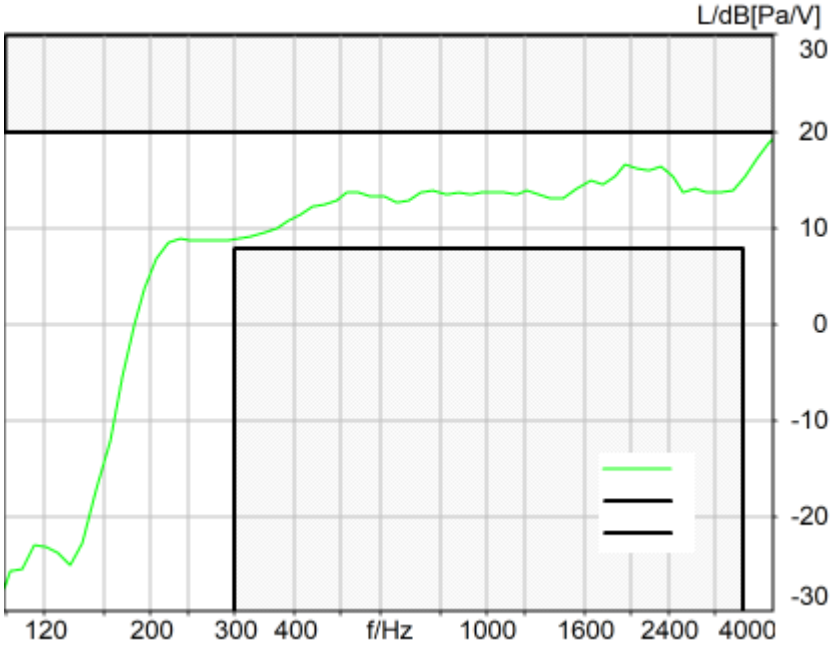

Absolute minimal distance
1.05 dB at 3882.4 Hz Ok

Ok

2024/3/4 10:29 ACQUA 5.1.200
Unmodified HEAD acoustics Measurement Descriptor

Limits

	lower
Run 1	Fit into tolerance

Meas. Setting off

Underlying Standard: TIA-5050 (2018-01)
Database Version: 40_HAC_Suite_Rev03

Source: respmaleieee269_nb_r16.dat
Level adj. Ch1 -90.0 dB Level adj. Ch2 -4.0 dB
NARROWBAND IEEE-269-2010 Real Speech Signal at Channel 2
Pause 0.5 s +
Real Speech (english, male speaker) 11.5 s, Active Speech Level: -16 dBm0, margin 15.9 dB +
Pause till end of file

Signal level (ch1): -16 dBm0 Active Speech Level, margin 15.9 dB

Signal taken from "IEEE_269-2010_Male_mono_48_kHz.wav"
Alteration:
0.2 s Pause added at the beginning of the file.
0.8 s Pause added at the and of the file.
filtered with 4.0 kHz low-pass filter
signal level changed

Calibration
Input ch.2: 0.49 dB 2023/11/1 (HATS 1 (HMS II.3))
Output ch.2: 0.00 dB 2023/6/27 (Radio Tester 1 (CMW500))

Output Equalization/Filter
Mouth Eq. Ch.1: HATS 1 (HMS II.3)

Analysis

Direction	Out 2 -> In 2		
Range start	500.00 ms	Range length	11500.00 ms
Use FIR Filter	Ch2	FIR filter	drp2df_ieee1652
DRP/ERP Ch.1:	Off	DRP/ERP Ch.2:	Off
Frequency base	12th octave	DIN Row	Row A
Method	FFT		
FFT size	4096	Overlap	75 %
Window function.	Hanning		
Reference file	r521_rcv_frq_spee269_hanb.fft		
Tol. scheme file	521_rcv_frq_man_hanb.tol	Min. freq. for tol.	100.0 Hz
Auto adjust	Centrate	Max. freq. for tol.	4000.0 Hz

Special Features
Compensate delay 139.4000 ms (D_RCV_NB, Delay (Cross))

labCORE Settings

labCORE Serial	77000207	Nickname	
Firmware	3.4.17	Sync Source	Internal
Clock Pitch	0.00 ppm		

---
labCORE Routing
Out Channel 1 -> Power Amp. (Slot 10) 1 -> HATS 1 (HMS II.3) Speaker
Out Channel 2 -> VoIP 1 -> Radio Tester 1 (CMW500) RF In/Out
In Channel 1 <- VoIP In/Out 1 <- Radio Tester 1 (CMW500) RF In/Out
In Channel 2 <- BEQ Filter 1 R <- Mic Amp. (Slot 6) In 2 <- HATS 1 (HMS II.3) Mic. Right
---
Microphone Settings (Mic Amp. (Slot 6))
Channel In 1 Settings

Range	114 dB[SPL] @ 12.5 mV/Pa	Highpass	20Hz
Polarisation Voltage	200V	Supply Voltage	±60V

Channel In 2 Settings

Range	114 dB[SPL] @ 12.5 mV/Pa	Highpass	20Hz
Polarisation Voltage	200V	Supply Voltage	±60V

Channel In 3 Settings

Range	114 dB[SPL] @ 12.5 mV/Pa	Highpass	Off
Polarisation Voltage	200V	Supply Voltage	±60V

Channel In 4 Settings

Range	114 dB[SPL] @ 12.5 mV/Pa	Highpass	Off
Polarisation Voltage	200V	Supply Voltage	±60V

VoIP Settings (VoIP)

RTP Connection	Streaming	SIP Connection	Unavailable
SIP Reg. State	Unregistered	Jitterbuffer Length	140
Jitter Buffer Reset	On Playback	Enabled Codec	AMR-WB/16000/1
Packet Length	20	Encoder Parameter	

;;octet-align=0;default-local-mode=8;request-remote-mode=off
FMTP Parameter octet-align=1;;octet-align=0
Impairment Mode Off Impairment Type Off

BEQ Settings (BEQ Filter 1)
Block mode Bypass

Artificial Head Settings (HATS 1 (HMS II.3))

Ser. Nr.	12306613	Pinna Type	Type 3.3

HIB Settings

HIB Name	60020095	Serial	60020095
HIB Mode	Mobile Measurement	Impedance	32 Ohm
Gain out 1	-40.00 dB	Gain out 2	0.00 dB
Gain in 1	0.00 dB	Gain in 2	0.00 dB
Mic 1 Power Supply	Off	Mic 2 Power Supply	Off

5.3 Frequency Response 2N FF HANB

TIA-5050 (2018-01) \ Measurements \ Narrowband

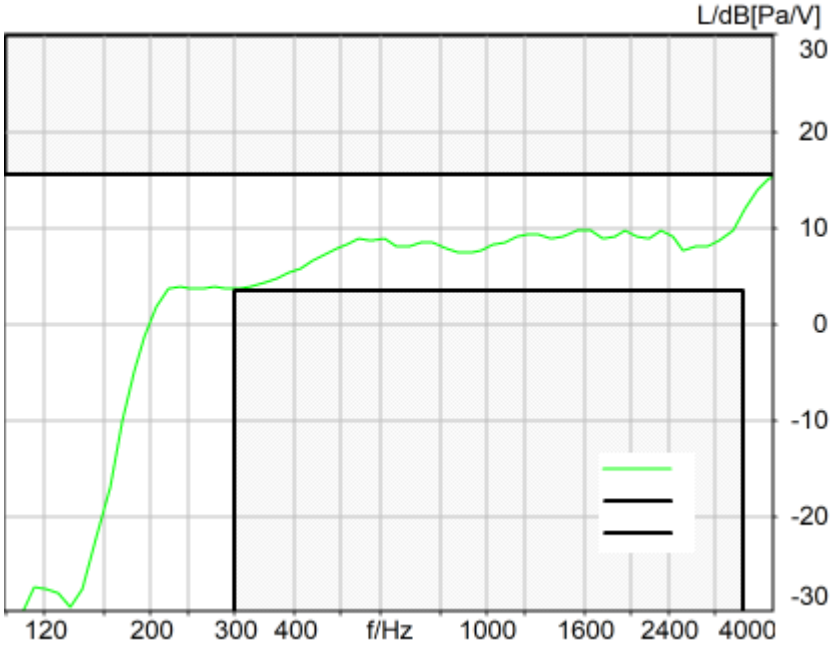

Absolute minimal distance
0.25 dB at 3882.4 Hz Ok

Ok

2024/3/4 10:21 ACQUA 5.1.200
Unmodified HEAD acoustics Measurement Descriptor

Limits

	lower
Run 1	Fit into tolerance

Meas. Setting off

Underlying Standard: TIA-5050 (2018-01)
Database Version: 40_HAC_Suite_Rev03

Source: respmaleieee269_nb_r16.dat

Level adj. Ch1	-90.0 dB	Level adj. Ch2	-4.0 dB

NARROWBAND IEEE-269-2010 Real Speech Signal at Channel 2
Pause 0.5 s +
Real Speech (english, male speaker) 11.5 s, Active Speech Level: -16 dBm0, margin 15.9 dB +
Pause till end of file
Signal level (ch1): -16 dBm0 Active Speech Level, margin 15.9 dB

Signal taken from "IEEE_269-2010_Male_mono_48_kHz.wav"
Alteration:
0.2 s Pause added at the beginning of the file.
0.8 s Pause added at the and of the file.
filtered with 4.0 kHz low-pass filter
signal level changed

Calibration
Input ch.2: 0.49 dB 2023/11/1 (HATS 1 (HMS II.3))
Output ch.2: 0.00 dB 2023/6/27 (Radio Tester 1 (CMW500))

Output Equalization/Filter
Mouth Eq. Ch.1: HATS 1 (HMS II.3)

Analysis

Direction	Out 2 -> In 2		
Range start	500.00 ms	Range length	11500.00 ms
Use FIR Filter	Ch2	FIR filter	drp2ff_ieee1652
DRP/ERP Ch.1:	Off	DRP/ERP Ch.2:	Off
Frequency base	12th octave	DIN Row	Row A
Method	FFT		
FFT size	4096	Overlap	75 %
Window function.	Hanning		
Reference file	r521_rcv_frq_spee269_hanb.fft		
Tol. scheme file	521_rcv_frq_man_hanb.tol	Min. freq. for tol.	100.0 Hz
Auto adjust	Centrate	Max. freq. for tol.	4000.0 Hz

Special Features
Compensate delay 139.4000 ms (D_RCV_NB, Delay (Cross))

labCORE Settings

labCORE Serial	77000207	Nickname	
Firmware	3.4.17	Sync Source	Internal
Clock Pitch	0.00 ppm		

---
labCORE Routing
Out Channel 1 -> Power Amp. (Slot 10) 1 -> HATS 1 (HMS II.3) Speaker
Out Channel 2 -> VoIP 1 -> Radio Tester 1 (CMW500) RF In/Out
In Channel 1 <- VoIP In/Out 1 <- Radio Tester 1 (CMW500) RF In/Out
In Channel 2 <- BEQ Filter 1 R <- Mic Amp. (Slot 6) In 2 <- HATS 1 (HMS II.3) Mic. Right
---
Microphone Settings (Mic Amp. (Slot 6))
Channel In 1 Settings

Range	114 dB[SPL] @ 12.5 mV/Pa	Highpass	20Hz
Polarisation Voltage	200V	Supply Voltage	±60V

Channel In 2 Settings

Range	114 dB[SPL] @ 12.5 mV/Pa	Highpass	20Hz
Polarisation Voltage	200V	Supply Voltage	±60V

Channel In 3 Settings

Range	114 dB[SPL] @ 12.5 mV/Pa	Highpass	Off
Polarisation Voltage	200V	Supply Voltage	±60V

Channel In 4 Settings

Range	114 dB[SPL] @ 12.5 mV/Pa	Highpass	Off

Polarisation Voltage 200V Supply Voltage ±60V

VoIP Settings (VoIP)

RTP Connection	Streaming	SIP Connection	Unavailable
SIP Reg. State	Unregistered	Jitterbuffer Length	140
Jitter Buffer Reset	On Playback	Enabled Codec	AMR-WB/16000/1
Packet Length	20	Encoder Parameter	

;;octet-align=0;default-local-mode=8;request-remote-mode=off

FMTP Parameter	octet-align=1;;octet-align=0		
Impairment Mode	Off	Impairment Type	Off

BEQ Settings (BEQ Filter 1)

Block mode	Bypass

Artificial Head Settings (HATS 1 (HMS II.3))

Ser. Nr.	12306613	Pinna Type	Type 3.3

HIB Settings

HIB Name	60020095	Serial	60020095
HIB Mode	Mobile Measurement	Impedance	32 Ohm
Gain out 1	-40.00 dB	Gain out 2	0.00 dB
Gain in 1	0.00 dB	Gain in 2	0.00 dB
Mic 1 Power Supply	Off	Mic 2 Power Supply	Off

5.3 Frequency Response 2N DF HANB

TIA-5050 (2018-01) \ Measurements \ Narrowband

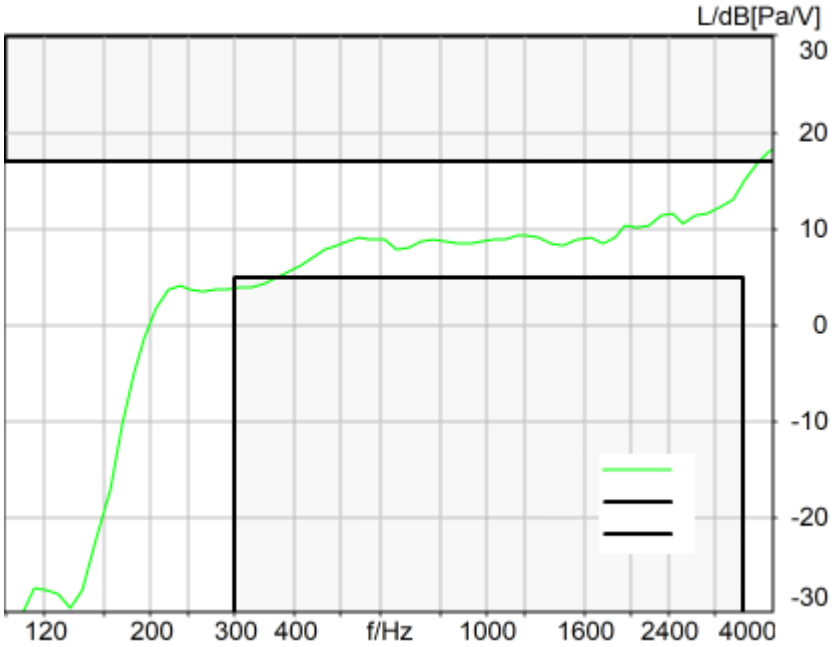

Absolute minimal distance
-1.09 dB at 305.9 Hz Not Ok

Not Ok

2024/3/4 10:21 ACQUA 5.1.200

Unmodified HEAD acoustics Measurement Descriptor

Limits

	lower
Run 1	Fit into tolerance

Meas. Setting off

Underlying Standard: TIA-5050 (2018-01)
Database Version: 40_HAC_Suite_Rev03

Source: respmaleieee269_nb_r16.dat

Level adj. Ch1	-90.0 dB	Level adj. Ch2	-4.0 dB

NARROWBAND IEEE-269-2010 Real Speech Signal at Channel 2
Pause 0.5 s +
Real Speech (english, male speaker) 11.5 s, Active Speech Level: -16 dBm0, margin 15.9 dB +
Pause till end of file
Signal level (ch1): -16 dBm0 Active Speech Level, margin 15.9 dB

Signal taken from "IEEE_269-2010_Male_mono_48_kHz.wav"
Alteration:
0.2 s Pause added at the beginning of the file.
0.8 s Pause added at the and of the file.
filtered with 4.0 kHz low-pass filter
signal level changed

Calibration
Input ch.2: 0.49 dB 2023/11/1 (HATS 1 (HMS II.3))
Output ch.2: 0.00 dB 2023/6/27 (Radio Tester 1 (CMW500))

Output Equalization/Filter
Mouth Eq. Ch.1: HATS 1 (HMS II.3)

Analysis

Direction	Out 2 -> In 2		
Range start	500.00 ms	Range length	11500.00 ms
Use FIR Filter	Ch2	FIR filter	drp2df_ieee1652
DRP/ERP Ch.1:	Off	DRP/ERP Ch.2:	Off
Frequency base	12th octave	DIN Row	Row A
Method	FFT		
FFT size	4096	Overlap	75 %
Window function.	Hanning		
Reference file	r521_rcv_frq_spee269_hanb.fft		
Tol. scheme file	521_rcv_frq_man_hanb.tol	Min. freq. for tol.	100.0 Hz
Auto adjust	Centrate	Max. freq. for tol.	4000.0 Hz

Special Features
Compensate delay 139.4000 ms (D_RCV_NB, Delay (Cross))

labCORE Settings

labCORE Serial	77000207	Nickname	
Firmware	3.4.17	Sync Source	Internal
Clock Pitch	0.00 ppm		

---
labCORE Routing
Out Channel 1 -> Power Amp. (Slot 10) 1 -> HATS 1 (HMS II.3) Speaker
Out Channel 2 -> VoIP 1 -> Radio Tester 1 (CMW500) RF In/Out
In Channel 1 <- VoIP In/Out 1 <- Radio Tester 1 (CMW500) RF In/Out
In Channel 2 <- BEQ Filter 1 R <- Mic Amp. (Slot 6) In 2 <- HATS 1 (HMS II.3) Mic. Right
---
Microphone Settings (Mic Amp. (Slot 6))
Channel In 1 Settings

Range	114 dB[SPL] @ 12.5 mV/Pa	Highpass	20Hz
Polarisation Voltage	200V	Supply Voltage	±60V
Channel In 2 Settings			
Range	114 dB[SPL] @ 12.5 mV/Pa	Highpass	20Hz
Polarisation Voltage	200V	Supply Voltage	±60V
Channel In 3 Settings			
Range	114 dB[SPL] @ 12.5 mV/Pa	Highpass	Off
Polarisation Voltage	200V	Supply Voltage	±60V
Channel In 4 Settings			
Range	114 dB[SPL] @ 12.5 mV/Pa	Highpass	Off
Polarisation Voltage	200V	Supply Voltage	±60V

VoIP Settings (VoIP)

RTP Connection	Streaming	SIP Connection	Unavailable
SIP Reg. State	Unregistered	Jitterbuffer Length	140
Jitter Buffer Reset	On Playback	Enabled Codec	AMR-WB/16000/1
Packet Length	20	Encoder Parameter	

;;octet-align=0;default-local-mode=8;request-remote-mode=off

FMTP Parameter	octet-align=1;;octet-align=0		
Impairment Mode	Off	Impairment Type	Off

BEQ Settings (BEQ Filter 1)

Block mode	Bypass

Artificial Head Settings (HATS 1 (HMS II.3))

Ser. Nr.	12306613	Pinna Type	Type 3.3

HIB Settings

HIB Name	60020095	Serial	60020095
HIB Mode	Mobile Measurement	Impedance	32 Ohm
Gain out 1	-40.00 dB	Gain out 2	0.00 dB
Gain in 1	0.00 dB	Gain in 2	0.00 dB
Mic 1 Power Supply	Off	Mic 2 Power Supply	Off

Measurement Protocol

Measurement Object	C8 LTE Band 13_10QPSK_50RB_0_EVS WB 128kbps_CH23230
Project	C8

Project	TIA-5050 (2018-01)
Report Generation Date	2024/3/13 8:55
Responsible Person	audio

Status Overview

SMD	Status	Single Value Description	Single Value	Object
Overall Receive Delay WB	Done	Delay (Cross) [ms]	152.6	C8 LTE Band 13_10QPSK_50RB_0_EVS WB 128kbps_CH23230
5.1a Receive Volume Control Performance 8N WB	Ok	Corrected Speech Level [dB[SPL]]	13.42	C8 LTE Band 13_10QPSK_50RB_0_EVS WB 128kbps_CH23230
5.1b Receive Volume Control Performance 2N WB	Ok	Corrected Speech Level [dB[SPL]]	8.51	C8 LTE Band 13_10QPSK_50RB_0_EVS WB 128kbps_CH23230
5.2 RCV Distortion and Noise - 250 Hz WB	Ok	Distortion (Noise) [dB], 0.0 dB	26.77	C8 LTE Band 13_10QPSK_50RB_0_EVS WB 128kbps_CH23230
5.2 RCV Distortion and Noise - 315 Hz WB	Ok	Distortion (Noise) [dB], 0.0 dB	27.43	C8 LTE Band 13_10QPSK_50RB_0_EVS WB 128kbps_CH23230
5.2 RCV Distortion and Noise - 400 Hz WB	Ok	Distortion (Noise) [dB], 0.0 dB	26.09	C8 LTE Band 13_10QPSK_50RB_0_EVS WB 128kbps_CH23230
5.2 RCV Distortion and Noise - 500 Hz WB	Ok	Distortion (Noise) [dB], 0.0 dB	27.53	C8 LTE Band 13_10QPSK_50RB_0_EVS WB 128kbps_CH23230
5.2 RCV Distortion and Noise - 630 Hz WB	Ok	Distortion (Noise) [dB], 0.0 dB	27.78	C8 LTE Band 13_10QPSK_50RB_0_EVS WB 128kbps_CH23230
5.2 RCV Distortion and Noise - 800 Hz WB	Ok	Distortion (Noise) [dB], 0.0 dB	24.77	C8 LTE Band 13_10QPSK_50RB_0_EVS WB 128kbps_CH23230
5.2 RCV Distortion and Noise - 1000 Hz WB	Ok	Distortion (Noise) [dB], 0.0 dB	23.66	C8 LTE Band 13_10QPSK_50RB_0_EVS WB 128kbps_CH23230
5.2 RCV Distortion and Noise - 1250 Hz WB	Ok	Distortion (Noise) [dB], 0.0 dB	23.01	C8 LTE Band 13_10QPSK_50RB_0_EVS WB 128kbps_CH23230
5.2 RCV Distortion and Noise - 1600 Hz WB	Ok	Distortion (Noise) [dB], 0.0 dB	24.85	C8 LTE Band 13_10QPSK_50RB_0_EVS WB 128kbps_CH23230
5.2 RCV Distortion and Noise - 2000 Hz WB	Ok	Distortion (Noise) [dB], 0.0 dB	22.86	C8 LTE Band 13_10QPSK_50RB_0_EVS WB 128kbps_CH23230
5.2 RCV Distortion and Noise - 2500 Hz WB	Ok	Distortion (Noise) [dB], 0.0 dB	25.39	C8 LTE Band 13_10QPSK_50RB_0_EVS WB 128kbps_CH23230
5.2 RCV Distortion and Noise - 3150 Hz WB	Ok	Distortion (Noise) [dB], 0.0 dB	28.00	C8 LTE Band 13_10QPSK_50RB_0_EVS WB 128kbps_CH23230
5.2 RCV Distortion and Noise - 4000 Hz WB	Ok	Distortion (Noise) [dB], 0.0 dB	29.80	C8 LTE Band 13_10QPSK_50RB_0_EVS WB 128kbps_CH23230
5.2 RCV Distortion and	Ok	Distortion (Noise)	20.26	C8 LTE Band

Noise - 5000 Hz WB		[dB], 0.0 dB		13_10QPSK_50RB_0_EVS WB 128kbps_CH23230
Report - Receive Distortion and Noise (Conversational Gain)	Ok	Minimum SDNR [dB], (occured at 5000Hz)	20.26	C8 LTE Band 13_10QPSK_50RB_0_EVS WB 128kbps_CH23230
5.2 RCV Distortion and Noise - 250 Hz WB	Ok	Distortion (Noise) [dB], 0.0 dB	27.06	C8 LTE Band 13_10QPSK_50RB_0_EVS WB 128kbps_CH23230
5.2 RCV Distortion and Noise - 315 Hz WB	Ok	Distortion (Noise) [dB], 0.0 dB	27.57	C8 LTE Band 13_10QPSK_50RB_0_EVS WB 128kbps_CH23230
5.2 RCV Distortion and Noise - 400 Hz WB	Ok	Distortion (Noise) [dB], 0.0 dB	26.92	C8 LTE Band 13_10QPSK_50RB_0_EVS WB 128kbps_CH23230
5.2 RCV Distortion and Noise - 500 Hz WB	Ok	Distortion (Noise) [dB], 0.0 dB	27.68	C8 LTE Band 13_10QPSK_50RB_0_EVS WB 128kbps_CH23230
5.2 RCV Distortion and Noise - 630 Hz WB	Ok	Distortion (Noise) [dB], 0.0 dB	27.88	C8 LTE Band 13_10QPSK_50RB_0_EVS WB 128kbps_CH23230
5.2 RCV Distortion and Noise - 800 Hz WB	Ok	Distortion (Noise) [dB], 0.0 dB	24.98	C8 LTE Band 13_10QPSK_50RB_0_EVS WB 128kbps_CH23230
5.2 RCV Distortion and Noise - 1000 Hz WB	Ok	Distortion (Noise) [dB], 0.0 dB	23.70	C8 LTE Band 13_10QPSK_50RB_0_EVS WB 128kbps_CH23230
5.2 RCV Distortion and Noise - 1250 Hz WB	Ok	Distortion (Noise) [dB], 0.0 dB	23.38	C8 LTE Band 13_10QPSK_50RB_0_EVS WB 128kbps_CH23230
5.2 RCV Distortion and Noise - 1600 Hz WB	Ok	Distortion (Noise) [dB], 0.0 dB	24.50	C8 LTE Band 13_10QPSK_50RB_0_EVS WB 128kbps_CH23230
5.2 RCV Distortion and Noise - 2000 Hz WB	Ok	Distortion (Noise) [dB], 0.0 dB	21.39	C8 LTE Band 13_10QPSK_50RB_0_EVS WB 128kbps_CH23230
5.2 RCV Distortion and Noise - 2500 Hz WB	Ok	Distortion (Noise) [dB], 0.0 dB	24.83	C8 LTE Band 13_10QPSK_50RB_0_EVS WB 128kbps_CH23230
5.2 RCV Distortion and Noise - 3150 Hz WB	Ok	Distortion (Noise) [dB], 0.0 dB	28.41	C8 LTE Band 13_10QPSK_50RB_0_EVS WB 128kbps_CH23230
5.2 RCV Distortion and Noise - 4000 Hz WB	Ok	Distortion (Noise) [dB], 0.0 dB	30.05	C8 LTE Band 13_10QPSK_50RB_0_EVS WB 128kbps_CH23230
5.2 RCV Distortion and Noise - 5000 Hz WB	Ok	Distortion (Noise) [dB], 0.0 dB	20.94	C8 LTE Band 13_10QPSK_50RB_0_EVS WB 128kbps_CH23230
Report - Receive Distortion and Noise (Conversational Gain)	Ok	Minimum SDNR [dB], (occured at 5000Hz)	20.94	C8 LTE Band 13_10QPSK_50RB_0_EVS WB 128kbps_CH23230
5.3 Frequency Response 8N FF	Ok	Min. dist. to tolerance scheme [dB], 4870.0 Hz	1.81	C8 LTE Band 13_10QPSK_50RB_0_EVS WB 128kbps_CH23230
5.3 Frequency Response 8N	Ok	Min. dist. to tolerance	0.82	C8 LTE Band

DF		scheme [dB], 4870.0 Hz		13_10QPSK_50RB_0_EVS WB 128kbps_CH23230
5.3 Frequency Response 2N FF	Ok	Min. dist. to tolerance scheme [dB], 305.9 Hz	0.72	C8 LTE Band 13_10QPSK_50RB_0_EVS WB 128kbps_CH23230
5.3 Frequency Response 2N DF	Not Ok	Min. dist. to tolerance scheme [dB], 4620.1 Hz	-0.19	C8 LTE Band 13_10QPSK_50RB_0_EVS WB 128kbps_CH23230

Overall Receive Delay WB 6
5.1a Receive Volume Control Performance 8N WB 7
5.1b Receive Volume Control Performance 2N WB 9
5.2 RCV Distortion and Noise - 250 Hz WB 11
5.2 RCV Distortion and Noise - 315 Hz WB 13
5.2 RCV Distortion and Noise - 400 Hz WB 15
5.2 RCV Distortion and Noise - 500 Hz WB 17
5.2 RCV Distortion and Noise - 630 Hz WB 19
5.2 RCV Distortion and Noise - 800 Hz WB 21
5.2 RCV Distortion and Noise - 1000 Hz WB 23
5.2 RCV Distortion and Noise - 1250 Hz WB 25
5.2 RCV Distortion and Noise - 1600 Hz WB 27
5.2 RCV Distortion and Noise - 2000 Hz WB 29
5.2 RCV Distortion and Noise - 2500 Hz WB 31
5.2 RCV Distortion and Noise - 3150 Hz WB 33
5.2 RCV Distortion and Noise - 4000 Hz WB 35
5.2 RCV Distortion and Noise - 5000 Hz WB 37
Report - Receive Distortion and Noise (Conversational Gain) 39
5.2 RCV Distortion and Noise - 250 Hz WB 40
5.2 RCV Distortion and Noise - 315 Hz WB 42
5.2 RCV Distortion and Noise - 400 Hz WB 44
5.2 RCV Distortion and Noise - 500 Hz WB 46
5.2 RCV Distortion and Noise - 630 Hz WB 48
5.2 RCV Distortion and Noise - 800 Hz WB 50
5.2 RCV Distortion and Noise - 1000 Hz WB 52
5.2 RCV Distortion and Noise - 1250 Hz WB 54
5.2 RCV Distortion and Noise - 1600 Hz WB 56
5.2 RCV Distortion and Noise - 2000 Hz WB 58
5.2 RCV Distortion and Noise - 2500 Hz WB 60
5.2 RCV Distortion and Noise - 3150 Hz WB 62
5.2 RCV Distortion and Noise - 4000 Hz WB 64
5.2 RCV Distortion and Noise - 5000 Hz WB 66
Report - Receive Distortion and Noise (Conversational Gain) 68
5.3 Frequency Response 8N FF 69
5.3 Frequency Response 8N DF 71
5.3 Frequency Response 2N FF 73
5.3 Frequency Response 2N DF 75

Overall Receive Delay WB

TIA-5050 (2018-01) \ Measurements \ Wideband \ Preparation - Delay measurement

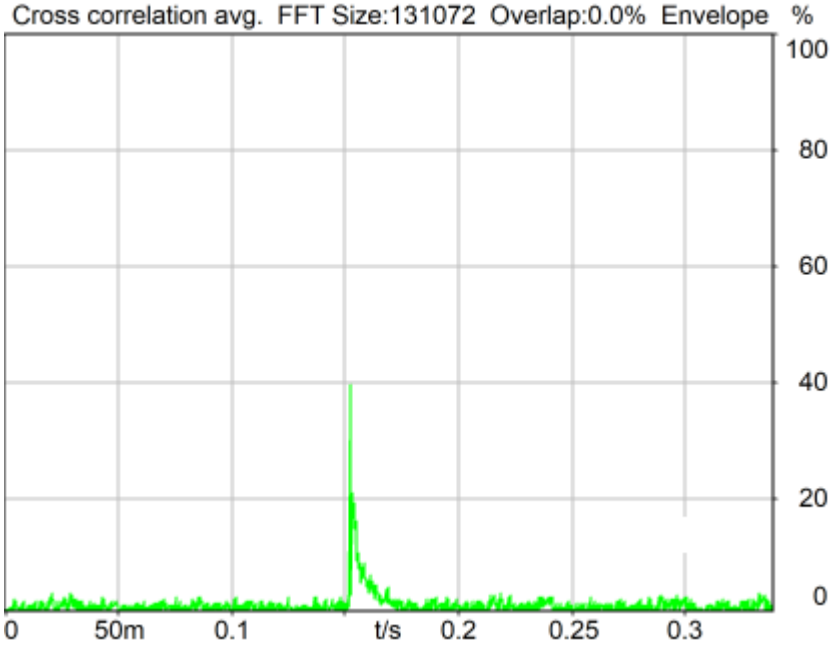

Delay (Cross): 152.6 ms

2024/3/4 10:33 ACQUA 5.1.200

Unmodified HEAD acoustics Measurement Descriptor

Meas. Setting off

Underlying Standard: TIA-5050 (2018-01)
Database Version: 40_HAC_Suite_Rev03

Source: csswb1b_r1s.dat
WIDEBAND Composite Source Signal RCV P.501 (1 bursts) at Channel 2
Pause 0.5 s +
voiced signal + 8000 Hz band limited random noise 1.0 s +
Pause till end of file
Signal level (ch2): -14.7 dBm0 (corresponds to approx. -16.0 dBm0 for a 350 ms CSS considering 101 ms Pause) from 0.5s to 1.544s for 4-k FFT, Hanning window,
75 % overlap in frequency range of 100 to 8000 Hz

Calibration
Input ch.2: 0.49 dB 2023/11/1 (HATS 1 (HMS II.3))
Output ch.1: 0.00 dB
Output ch.2: 0.00 dB 2023/6/27 (Radio Tester 1 (CMW500))

Output Equalization/Filter
Mouth Eq. Ch.1: HATS 1 (HMS II.3)

Analysis

Range start	550.00 ms	Range length	1950.00 ms
DRP/ERP Ch.1:	Off	DRP/ERP Ch.2:	Off
Frequency base	Transformation		
FFT size	131072	Overlap	0 %
Window function.	Hanning	Smooth	Off
Delayed channel	None		
Valid range start	-1228.79 ms	Valid range end	1228.81 ms

Special Features

Show source signal	Source ch.2	Store to variable	D_RCV_WB

labCORE Settings

labCORE Serial	77000207	Nickname	
Firmware	3.4.17	Sync Source	Internal
Clock Pitch	0.00 ppm		

---

labCORE Routing

Out Channel 1 ->	Power Amp. (Slot 10) 1 -> HATS 1 (HMS II.3) Speaker
Out Channel 2 ->	VoIP 1 -> Radio Tester 1 (CMW500) RF In/Out
In Channel 1 <-	VoIP In/Out 1 <- Radio Tester 1 (CMW500) RF In/Out
In Channel 2 <-	BEQ Filter 1 R <- Mic Amp. (Slot 6) In 2 <- HATS 1 (HMS II.3) Mic. Right

---

Microphone Settings (Mic Amp. (Slot 6))

Channel In 1 Settings

Range	114 dB[SPL] @ 12.5 mV/Pa	Highpass	20Hz
Polarisation Voltage	200V	Supply Voltage	±60V

Channel In 2 Settings

Range	114 dB[SPL] @ 12.5 mV/Pa	Highpass	20Hz
Polarisation Voltage	200V	Supply Voltage	±60V

Channel In 3 Settings

Range	114 dB[SPL] @ 12.5 mV/Pa	Highpass	Off
Polarisation Voltage	200V	Supply Voltage	±60V

Channel In 4 Settings

Range	114 dB[SPL] @ 12.5 mV/Pa	Highpass	Off
Polarisation Voltage	200V	Supply Voltage	±60V

VoIP Settings (VoIP)

RTP Connection	Streaming	SIP Connection	Unavailable
SIP Reg. State	Unregistered	Jitterbuffer Length	140
Jitter Buffer Reset	On Playback	Enabled Codec	AMR-WB/16000/1
Packet Length	20	Encoder Parameter	

;;octet-align=0;default-local-mode=8;request-remote-mode=off

FMTP Parameter	octet-align=1;;octet-align=0		
Impairment Mode	Off	Impairment Type	Off

BEQ Settings (BEQ Filter 1)

Block mode	Bypass

Artificial Head Settings (HATS 1 (HMS II.3))

Ser. Nr.	12306613	Pinna Type	Type 3.3

HIB Settings

HIB Name	60020095	Serial	60020095
HIB Mode	Mobile Measurement	Impedance	32 Ohm
Gain out 1	-40.00 dB	Gain out 2	0.00 dB
Gain in 1	0.00 dB	Gain in 2	0.00 dB
Mic 1 Power Supply	Off	Mic 2 Power Supply	Off

5.1a Receive Volume Control Performance 8N WB

TIA-5050 (2018-01) \ Measurements \ Wideband

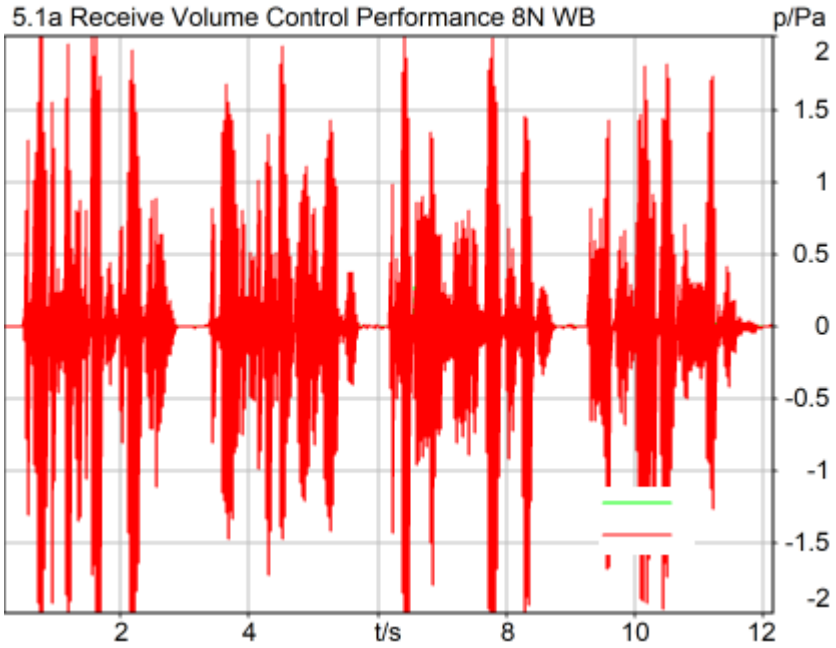

Correction

X - 70

Speech Level RCV: 83.42 dB[SPL], Act.: 81.78%
Corrected Speech Level: 13.42 dB[SPL] Ok

Ok

2024/3/4 10:33 ACQUA 5.1.200

Limits

	lower
Run 1	6.00 dB20uPa

Meas. Setting off

Underlying Standard: TIA-5050 (2018-01)
Database Version: 40_HAC_Suite_Rev03

Calibration
Input ch.2: 0.49 dB 2023/11/1 (HATS 1 (HMS II.3))
Output ch.2: 0.00 dB 2023/6/27 (Radio Tester 1 (CMW500))

Output Equalization/Filter
Mouth Eq. Ch.1: HATS 1 (HMS II.3)

Analysis

Direction	Out 2 -> In 2		
Range start	200.00 ms	Range length	12000.00 ms
Use FIR Filter	Ch2	FIR filter	drp2ff_ieee1652

Bandpass filter	Super Wideband	Margin (15.9dB nom)	
15.90 dB			

Special Features

Show source signal	Source ch.2
Compensate delay	152.6000 ms (D_RCV_WB, Delay (Cross))

labCORE Settings

labCORE Serial	77000207	Nickname	
Firmware	3.4.17	Sync Source	Internal
Clock Pitch	0.00 ppm		

---

labCORE Routing

Out Channel 1 ->	Power Amp. (Slot 10) 1 -> HATS 1 (HMS II.3) Speaker
Out Channel 2 ->	VoIP 1 -> Radio Tester 1 (CMW500) RF In/Out
In Channel 1 <-	VoIP In/Out 1 <- Radio Tester 1 (CMW500) RF In/Out
In Channel 2 <-	BEQ Filter 1 R <- Mic Amp. (Slot 6) In 2 <- HATS 1 (HMS II.3) Mic. Right

---

Microphone Settings (Mic Amp. (Slot 6))

Channel In 1 Settings			
Range	114 dB[SPL] @ 12.5 mV/Pa	Highpass	20Hz
Polarisation Voltage	200V	Supply Voltage	±60V
Channel In 2 Settings			
Range	114 dB[SPL] @ 12.5 mV/Pa	Highpass	20Hz
Polarisation Voltage	200V	Supply Voltage	±60V
Channel In 3 Settings			
Range	114 dB[SPL] @ 12.5 mV/Pa	Highpass	Off
Polarisation Voltage	200V	Supply Voltage	±60V
Channel In 4 Settings			
Range	114 dB[SPL] @ 12.5 mV/Pa	Highpass	Off
Polarisation Voltage	200V	Supply Voltage	±60V

VoIP Settings (VoIP)

RTP Connection	Streaming	SIP Connection	Unavailable
SIP Reg. State	Unregistered	Jitterbuffer Length	140
Jitter Buffer Reset	On Playback	Enabled Codec	AMR-WB/16000/1
Packet Length	20	Encoder Parameter	

;;octet-align=0;default-local-mode=8;request-remote-mode=off

FMTP Parameter	octet-align=1;;octet-align=0		
Impairment Mode	Off	Impairment Type	Off

BEQ Settings (BEQ Filter 1)

Block mode	Bypass

Artificial Head Settings (HATS 1 (HMS II.3))

Ser. Nr.	12306613	Pinna Type	Type 3.3

HIB Settings

HIB Name	60020095	Serial	60020095
HIB Mode	Mobile Measurement	Impedance	32 Ohm
Gain out 1	-40.00 dB	Gain out 2	0.00 dB
Gain in 1	0.00 dB	Gain in 2	0.00 dB
Mic 1 Power Supply	Off	Mic 2 Power Supply	Off

5.1b Receive Volume Control Performance 2N WB

TIA-5050 (2018-01) \ Measurements \ Wideband

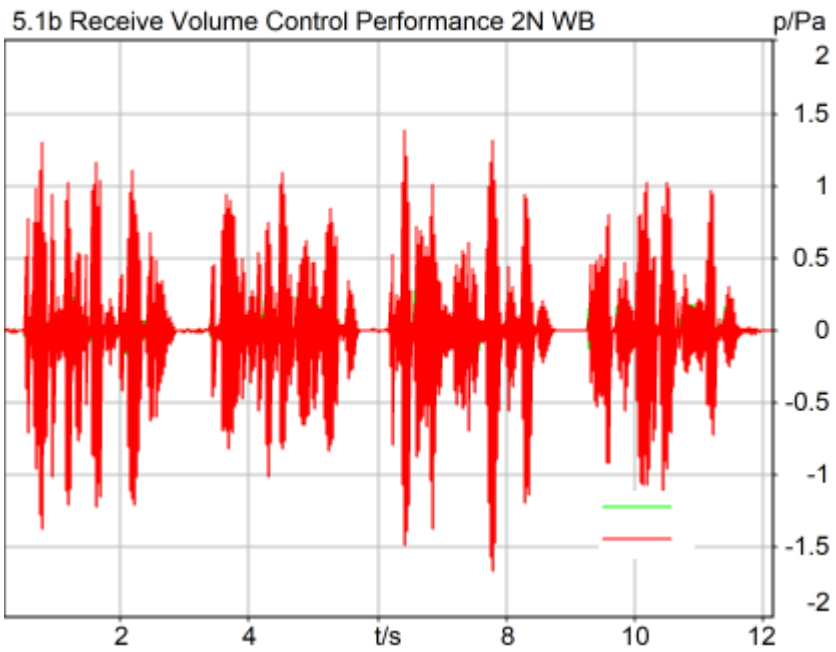

Correction

X - 70

Speech Level RCV: 78.51 dB[SPL], Act.: 83.53%
Corrected Speech Level: 8.51 dB[SPL] Ok

Ok

2024/3/4 10:43 ACQUA 5.1.200

Limits

	lower
Run 1	6.00 dB20uPa

Meas. Setting off

Underlying Standard: TIA-5050 (2018-01)
Database Version: 40_HAC_Suite_Rev03

Calibration
Input ch.2: 0.49 dB 2023/11/1 (HATS 1 (HMS II.3))
Output ch.2: 0.00 dB 2023/6/27 (Radio Tester 1 (CMW500))

Output Equalization/Filter
Mouth Eq. Ch.1: HATS 1 (HMS II.3)

Analysis

Direction	Out 2 -> In 2		
Range start	200.00 ms	Range length	12000.00 ms
Use FIR Filter	Ch2	FIR filter	drp2ff_ieee1652
Bandpass filter	Super Wideband	Margin (15.9dB nom)	

15.90 dB

Special Features
Show source signal Source ch.2
Compensate delay 152.6000 ms (D_RCV_WB, Delay (Cross))

labCORE Settings

labCORE Serial	77000207	Nickname	
Firmware	3.4.17	Sync Source	Internal
Clock Pitch	0.00 ppm		

---
labCORE Routing
Out Channel 1 -> Power Amp. (Slot 10) 1 -> HATS 1 (HMS II.3) Speaker
Out Channel 2 -> VoIP 1 -> Radio Tester 1 (CMW500) RF In/Out
In Channel 1 <- VoIP In/Out 1 <- Radio Tester 1 (CMW500) RF In/Out
In Channel 2 <- BEQ Filter 1 R <- Mic Amp. (Slot 6) In 2 <- HATS 1 (HMS II.3) Mic. Right
---
Microphone Settings (Mic Amp. (Slot 6))
Channel In 1 Settings

Range	114 dB[SPL] @ 12.5 mV/Pa	Highpass	20Hz
Polarisation Voltage	200V	Supply Voltage	±60V

Channel In 2 Settings

Range	114 dB[SPL] @ 12.5 mV/Pa	Highpass	20Hz
Polarisation Voltage	200V	Supply Voltage	±60V

Channel In 3 Settings

Range	114 dB[SPL] @ 12.5 mV/Pa	Highpass	Off
Polarisation Voltage	200V	Supply Voltage	±60V

Channel In 4 Settings

Range	114 dB[SPL] @ 12.5 mV/Pa	Highpass	Off
Polarisation Voltage	200V	Supply Voltage	±60V

VoIP Settings (VoIP)

RTP Connection	Streaming	SIP Connection	Unavailable
SIP Reg. State	Unregistered	Jitterbuffer Length	140
Jitter Buffer Reset	On Playback	Enabled Codec	AMR-WB/16000/1
Packet Length	20	Encoder Parameter	

;;octet-align=0;default-local-mode=8;request-remote-mode=off
FMTP Parameter octet-align=1;;octet-align=0

Impairment Mode	Off	Impairment Type	Off

BEQ Settings (BEQ Filter 1)
Block mode Bypass

Artificial Head Settings (HATS 1 (HMS II.3))

Ser. Nr.	12306613	Pinna Type	Type 3.3

HIB Settings

HIB Name	60020095	Serial	60020095
HIB Mode	Mobile Measurement	Impedance	32 Ohm
Gain out 1	-40.00 dB	Gain out 2	0.00 dB
Gain in 1	0.00 dB	Gain in 2	0.00 dB
Mic 1 Power Supply	Off	Mic 2 Power Supply	Off

5.2 RCV Distortion and Noise - 250 Hz WB

TIA-5050 (2018-01) \ Measurements \ Wideband \ 5.2 Receive Distortion and Noise 8N

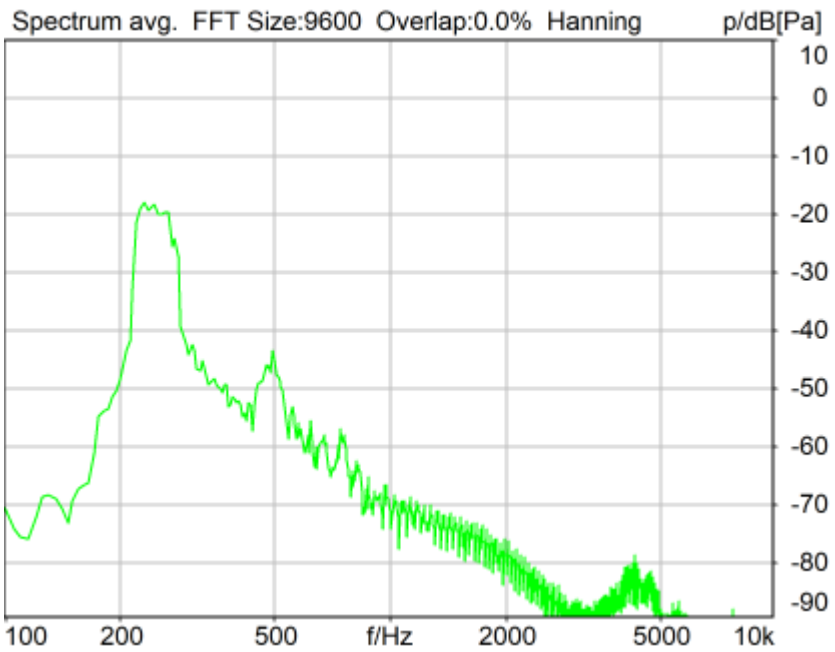

Distortion (Noise) RCV (packed): 26.77 dB (4.59%) Ok

Ok

2024/3/4 10:34 ACQUA 5.1.200
Unmodified HEAD acoustics Measurement Descriptor

Limits

	lower
Run 1	20.00 dB

Meas. Setting off

Underlying Standard: TIA-5050 (2018-01)
Database Version: 40_HAC_Suite_Rev03

Source: act_rpn_b250ms_250hz_sr20dbm0_v02.dat.dat
Level adj. Ch1 -90.0 dB

Calibration
Input ch.2: 0.49 dB 2023/11/1 (HATS 1 (HMS II.3))
Output ch.2: 0.00 dB 2023/6/27 (Radio Tester 1 (CMW500))

Output Equalization/Filter
Mouth Eq. Ch.1: HATS 1 (HMS II.3)

Analysis

Direction	Out 2 -> In 2		
Range start	13550.00 ms	Range length	200.00 ms
Number of seq.	10	Sequence length	400.00 ms
Use FIR Filter	Ch2	FIR filter	drp2ff_ieee1652
DRP/ERP Ch.1:	Off	DRP/ERP Ch.2:	Off
Frequency base	Transformation		
FFT size	9600	Overlap	0 %

Window function.	Hanning	Smooth	Off
dB weighting	A Weighting		
Stimulus min.	190.0 Hz	Stimulus max.	315.0 Hz
Analysis min.	20.0 Hz	Analysis max.	185.0 Hz
Analysis (2) min.	320.0 Hz	Analysis (2) max.	20000.0 Hz

Special Features

Compensate delay	152.6000 ms (D_RCV_WB, Delay (Cross))
Store to variable	RCVWB10_250Hz

labCORE Settings

labCORE Serial	77000207	Nickname	
Firmware	3.4.17	Sync Source	Internal
Clock Pitch	0.00 ppm		

---

labCORE Routing

Out Channel 1 ->	Power Amp. (Slot 10) 1 -> HATS 1 (HMS II.3) Speaker
Out Channel 2 ->	VoIP 1 -> Radio Tester 1 (CMW500) RF In/Out
In Channel 1 <-	VoIP In/Out 1 <- Radio Tester 1 (CMW500) RF In/Out
In Channel 2 <-	BEQ Filter 1 R <- Mic Amp. (Slot 6) In 2 <- HATS 1 (HMS II.3) Mic. Right

---

Microphone Settings (Mic Amp. (Slot 6))

Channel In 1 Settings			
Range	114 dB[SPL] @ 12.5 mV/Pa	Highpass	20Hz
Polarisation Voltage	200V	Supply Voltage	±60V
Channel In 2 Settings			
Range	114 dB[SPL] @ 12.5 mV/Pa	Highpass	20Hz
Polarisation Voltage	200V	Supply Voltage	±60V
Channel In 3 Settings			
Range	114 dB[SPL] @ 12.5 mV/Pa	Highpass	Off
Polarisation Voltage	200V	Supply Voltage	±60V
Channel In 4 Settings			
Range	114 dB[SPL] @ 12.5 mV/Pa	Highpass	Off
Polarisation Voltage	200V	Supply Voltage	±60V

VoIP Settings (VoIP)

RTP Connection	Streaming	SIP Connection	Unavailable
SIP Reg. State	Unregistered	Jitterbuffer Length	140
Jitter Buffer Reset	On Playback	Enabled Codec	AMR-WB/16000/1
Packet Length	20	Encoder Parameter	

;;octet-align=0;default-local-mode=8;request-remote-mode=off

FMTP Parameter	octet-align=1;;octet-align=0		
Impairment Mode	Off	Impairment Type	Off

BEQ Settings (BEQ Filter 1)

Block mode	Bypass

Artificial Head Settings (HATS 1 (HMS II.3))

Ser. Nr.	12306613	Pinna Type	Type 3.3

HIB Settings

HIB Name	60020095	Serial	60020095
HIB Mode	Mobile Measurement	Impedance	32 Ohm
Gain out 1	-40.00 dB	Gain out 2	0.00 dB
Gain in 1	0.00 dB	Gain in 2	0.00 dB
Mic 1 Power Supply	Off	Mic 2 Power Supply	Off

5.2 RCV Distortion and Noise - 315 Hz WB

TIA-5050 (2018-01) \ Measurements \ Wideband \ 5.2 Receive Distortion and Noise 8N

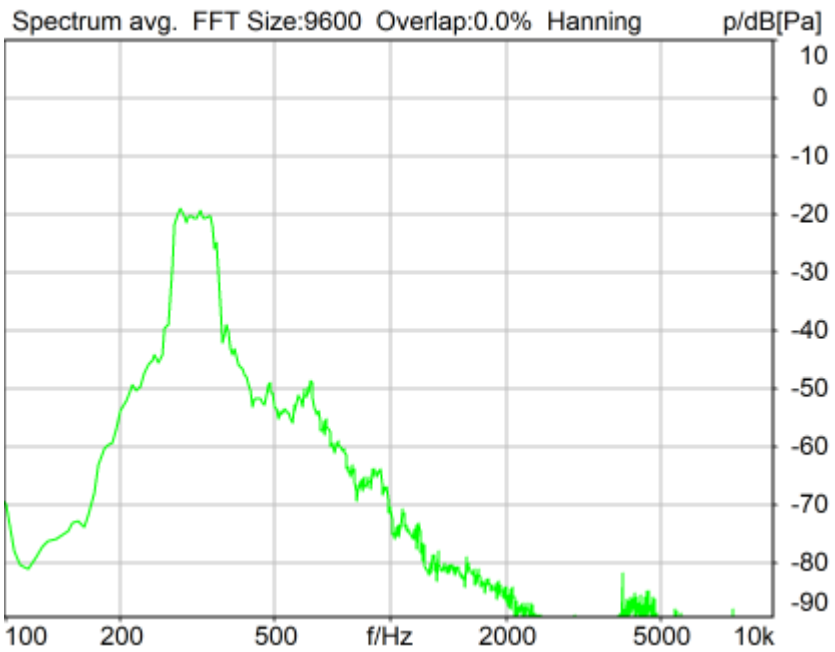

Distortion (Noise) RCV (packed): 27.43 dB (4.25%) Ok

Ok

2024/3/4 10:35 ACQUA 5.1.200
Unmodified HEAD acoustics Measurement Descriptor

Limits

	lower
Run 1	20.00 dB

Meas. Setting off

Underlying Standard: TIA-5050 (2018-01)
Database Version: 40_HAC_Suite_Rev03

Source: act_rpn_b250ms_315hz_sr20dbm0_v02.dat
Level adj. Ch1 -90.0 dB

Calibration
Input ch.2: 0.49 dB 2023/11/1 (HATS 1 (HMS II.3))
Output ch.2: 0.00 dB 2023/6/27 (Radio Tester 1 (CMW500))

Output Equalization/Filter
Mouth Eq. Ch.1: HATS 1 (HMS II.3)

Analysis

Direction	Out 2 -> In 2		
Range start	13550.00 ms	Range length	200.00 ms
Number of seq.	10	Sequence length	400.00 ms
Use FIR Filter	Ch2	FIR filter	drp2ff_ieee1652
DRP/ERP Ch.1:	Off	DRP/ERP Ch.2:	Off
Frequency base	Transformation		
FFT size	9600	Overlap	0 %

Window function.	Hanning	Smooth	Off
dB weighting	A Weighting		
Stimulus min.	245.0 Hz	Stimulus max.	390.0 Hz
Analysis min.	20.0 Hz	Analysis max.	240.0 Hz
Analysis (2) min.	395.0 Hz	Analysis (2) max.	20000.0 Hz

Special Features

Compensate delay	152.6000 ms (D_RCV_WB, Delay (Cross))
Store to variable	RCVWB10_315Hz

labCORE Settings

labCORE Serial	77000207	Nickname	
Firmware	3.4.17	Sync Source	Internal
Clock Pitch	0.00 ppm		

---

labCORE Routing

Out Channel 1 ->	Power Amp. (Slot 10) 1 -> HATS 1 (HMS II.3) Speaker
Out Channel 2 ->	VoIP 1 -> Radio Tester 1 (CMW500) RF In/Out
In Channel 1 <-	VoIP In/Out 1 <- Radio Tester 1 (CMW500) RF In/Out
In Channel 2 <-	BEQ Filter 1 R <- Mic Amp. (Slot 6) In 2 <- HATS 1 (HMS II.3) Mic. Right

---

Microphone Settings (Mic Amp. (Slot 6))

Channel In 1 Settings			
Range	114 dB[SPL] @ 12.5 mV/Pa	Highpass	20Hz
Polarisation Voltage	200V	Supply Voltage	±60V
Channel In 2 Settings			
Range	114 dB[SPL] @ 12.5 mV/Pa	Highpass	20Hz
Polarisation Voltage	200V	Supply Voltage	±60V
Channel In 3 Settings			
Range	114 dB[SPL] @ 12.5 mV/Pa	Highpass	Off
Polarisation Voltage	200V	Supply Voltage	±60V
Channel In 4 Settings			
Range	114 dB[SPL] @ 12.5 mV/Pa	Highpass	Off
Polarisation Voltage	200V	Supply Voltage	±60V

VoIP Settings (VoIP)

RTP Connection	Streaming	SIP Connection	Unavailable
SIP Reg. State	Unregistered	Jitterbuffer Length	140
Jitter Buffer Reset	On Playback	Enabled Codec	AMR-WB/16000/1
Packet Length	20	Encoder Parameter	

;;octet-align=0;default-local-mode=8;request-remote-mode=off

FMTP Parameter	octet-align=1;;octet-align=0		
Impairment Mode	Off	Impairment Type	Off

BEQ Settings (BEQ Filter 1)

Block mode	Bypass

Artificial Head Settings (HATS 1 (HMS II.3))

Ser. Nr.	12306613	Pinna Type	Type 3.3

HIB Settings

HIB Name	60020095	Serial	60020095
HIB Mode	Mobile Measurement	Impedance	32 Ohm
Gain out 1	-40.00 dB	Gain out 2	0.00 dB
Gain in 1	0.00 dB	Gain in 2	0.00 dB
Mic 1 Power Supply	Off	Mic 2 Power Supply	Off

5.2 RCV Distortion and Noise - 400 Hz WB

TIA-5050 (2018-01) \ Measurements \ Wideband \ 5.2 Receive Distortion and Noise 8N

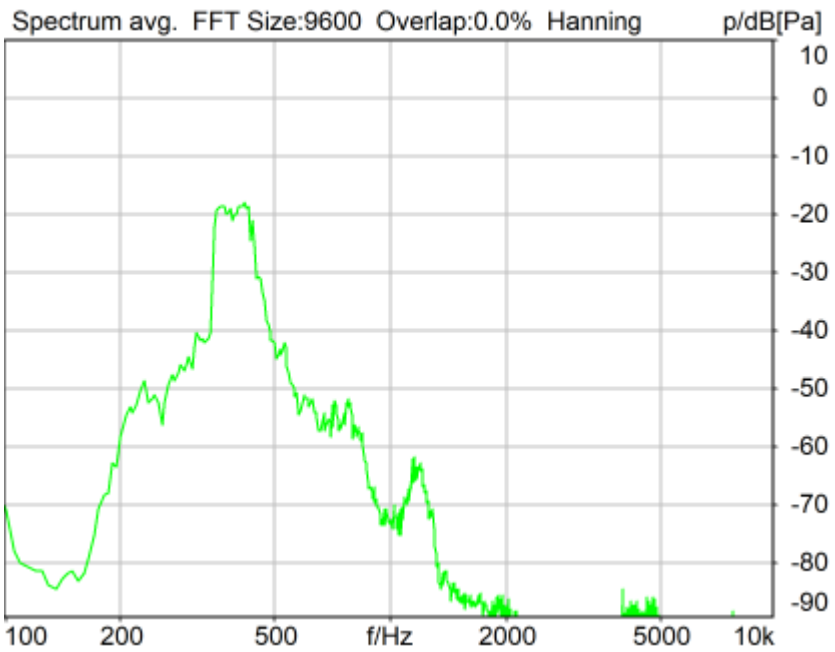

Distortion (Noise) RCV (packed): 26.09 dB (4.96%) Ok

Ok

2024/3/4 10:35 ACQUA 5.1.200
Unmodified HEAD acoustics Measurement Descriptor

Limits

	lower
Run 1	20.00 dB

Meas. Setting off

Underlying Standard: TIA-5050 (2018-01)
Database Version: 40_HAC_Suite_Rev03

Source: act_rpn_b250ms_400hz_sr20dbm0_v02.dat
Level adj. Ch1 -90.0 dB

Calibration
Input ch.2: 0.49 dB 2023/11/1 (HATS 1 (HMS II.3))
Output ch.2: 0.00 dB 2023/6/27 (Radio Tester 1 (CMW500))

Output Equalization/Filter
Mouth Eq. Ch.1: HATS 1 (HMS II.3)

Analysis

Direction	Out 2 -> In 2		
Range start	13550.00 ms	Range length	200.00 ms
Number of seq.	10	Sequence length	400.00 ms
Use FIR Filter	Ch2	FIR filter	drp2ff_ieee1652
DRP/ERP Ch.1:	Off	DRP/ERP Ch.2:	Off
Frequency base	Transformation		
FFT size	9600	Overlap	0 %

Window function.	Hanning	Smooth	Off
dB weighting	A Weighting		
Stimulus min.	320.0 Hz	Stimulus max.	480.0 Hz
Analysis min.	20.0 Hz	Analysis max.	315.0 Hz
Analysis (2) min.	485.0 Hz	Analysis (2) max.	20000.0 Hz

Special Features

Compensate delay	152.6000 ms (D_RCV_WB, Delay (Cross))
Store to variable	RCVWB10_400Hz

labCORE Settings

labCORE Serial	77000207	Nickname	
Firmware	3.4.17	Sync Source	Internal
Clock Pitch	0.00 ppm		

---

labCORE Routing

Out Channel 1 ->	Power Amp. (Slot 10) 1 -> HATS 1 (HMS II.3) Speaker
Out Channel 2 ->	VoIP 1 -> Radio Tester 1 (CMW500) RF In/Out
In Channel 1 <-	VoIP In/Out 1 <- Radio Tester 1 (CMW500) RF In/Out
In Channel 2 <-	BEQ Filter 1 R <- Mic Amp. (Slot 6) In 2 <- HATS 1 (HMS II.3) Mic. Right

---

Microphone Settings (Mic Amp. (Slot 6))

Channel In 1 Settings			
Range	114 dB[SPL] @ 12.5 mV/Pa	Highpass	20Hz
Polarisation Voltage	200V	Supply Voltage	±60V
Channel In 2 Settings			
Range	114 dB[SPL] @ 12.5 mV/Pa	Highpass	20Hz
Polarisation Voltage	200V	Supply Voltage	±60V
Channel In 3 Settings			
Range	114 dB[SPL] @ 12.5 mV/Pa	Highpass	Off
Polarisation Voltage	200V	Supply Voltage	±60V
Channel In 4 Settings			
Range	114 dB[SPL] @ 12.5 mV/Pa	Highpass	Off
Polarisation Voltage	200V	Supply Voltage	±60V

VoIP Settings (VoIP)

RTP Connection	Streaming	SIP Connection	Unavailable
SIP Reg. State	Unregistered	Jitterbuffer Length	140
Jitter Buffer Reset	On Playback	Enabled Codec	AMR-WB/16000/1
Packet Length	20	Encoder Parameter	

;;octet-align=0;default-local-mode=8;request-remote-mode=off

FMTP Parameter	octet-align=1;;octet-align=0		
Impairment Mode	Off	Impairment Type	Off

BEQ Settings (BEQ Filter 1)

Block mode	Bypass

Artificial Head Settings (HATS 1 (HMS II.3))

Ser. Nr.	12306613	Pinna Type	Type 3.3

HIB Settings

HIB Name	60020095	Serial	60020095
HIB Mode	Mobile Measurement	Impedance	32 Ohm
Gain out 1	-40.00 dB	Gain out 2	0.00 dB
Gain in 1	0.00 dB	Gain in 2	0.00 dB
Mic 1 Power Supply	Off	Mic 2 Power Supply	Off

5.2 RCV Distortion and Noise - 500 Hz WB

TIA-5050 (2018-01) \ Measurements \ Wideband \ 5.2 Receive Distortion and Noise 8N

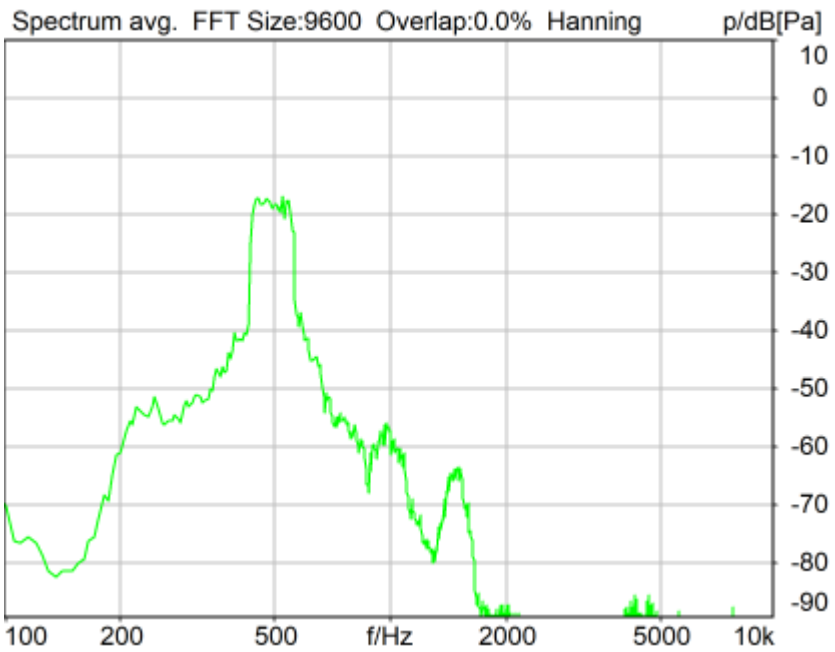

Distortion (Noise) RCV (packed): 27.53 dB (4.20%) Ok

Ok

2024/3/4 10:36 ACQUA 5.1.200
Unmodified HEAD acoustics Measurement Descriptor

Limits

	lower
Run 1	20.00 dB

Meas. Setting off

Underlying Standard: TIA-5050 (2018-01)
Database Version: 40_HAC_Suite_Rev03

Source: act_rpn_b250ms_500hz_sr20dbm0_v02.dat
Level adj. Ch1 -90.0 dB

Calibration
Input ch.2: 0.49 dB 2023/11/1 (HATS 1 (HMS II.3))
Output ch.2: 0.00 dB 2023/6/27 (Radio Tester 1 (CMW500))

Output Equalization/Filter
Mouth Eq. Ch.1: HATS 1 (HMS II.3)

Analysis

Direction	Out 2 -> In 2		
Range start	13550.00 ms	Range length	200.00 ms
Number of seq.	10	Sequence length	400.00 ms
Use FIR Filter	Ch2	FIR filter	drp2ff_ieee1652
DRP/ERP Ch.1:	Off	DRP/ERP Ch.2:	Off
Frequency base	Transformation		
FFT size	9600	Overlap	0 %

Window function.	Hanning	Smooth	Off
dB weighting	A Weighting		
Stimulus min.	410.0 Hz	Stimulus max.	595.0 Hz
Analysis min.	20.0 Hz	Analysis max.	405.0 Hz
Analysis (2) min.	600.0 Hz	Analysis (2) max.	20000.0 Hz

Special Features

Compensate delay	152.6000 ms (D_RCV_WB, Delay (Cross))
Store to variable	RCVWB10_500Hz

labCORE Settings

labCORE Serial	77000207	Nickname	
Firmware	3.4.17	Sync Source	Internal
Clock Pitch	0.00 ppm		

---

labCORE Routing

Out Channel 1 ->	Power Amp. (Slot 10) 1 -> HATS 1 (HMS II.3) Speaker
Out Channel 2 ->	VoIP 1 -> Radio Tester 1 (CMW500) RF In/Out
In Channel 1 <-	VoIP In/Out 1 <- Radio Tester 1 (CMW500) RF In/Out
In Channel 2 <-	BEQ Filter 1 R <- Mic Amp. (Slot 6) In 2 <- HATS 1 (HMS II.3) Mic. Right

---

Microphone Settings (Mic Amp. (Slot 6))

Channel In 1 Settings			
Range	114 dB[SPL] @ 12.5 mV/Pa	Highpass	20Hz
Polarisation Voltage	200V	Supply Voltage	±60V
Channel In 2 Settings			
Range	114 dB[SPL] @ 12.5 mV/Pa	Highpass	20Hz
Polarisation Voltage	200V	Supply Voltage	±60V
Channel In 3 Settings			
Range	114 dB[SPL] @ 12.5 mV/Pa	Highpass	Off
Polarisation Voltage	200V	Supply Voltage	±60V
Channel In 4 Settings			
Range	114 dB[SPL] @ 12.5 mV/Pa	Highpass	Off
Polarisation Voltage	200V	Supply Voltage	±60V

VoIP Settings (VoIP)

RTP Connection	Streaming	SIP Connection	Unavailable
SIP Reg. State	Unregistered	Jitterbuffer Length	140
Jitter Buffer Reset	On Playback	Enabled Codec	AMR-WB/16000/1
Packet Length	20	Encoder Parameter	

;;octet-align=0;default-local-mode=8;request-remote-mode=off

FMTP Parameter	octet-align=1;;octet-align=0		
Impairment Mode	Off	Impairment Type	Off

BEQ Settings (BEQ Filter 1)

Block mode	Bypass

Artificial Head Settings (HATS 1 (HMS II.3))

Ser. Nr.	12306613	Pinna Type	Type 3.3

HIB Settings

HIB Name	60020095	Serial	60020095
HIB Mode	Mobile Measurement	Impedance	32 Ohm
Gain out 1	-40.00 dB	Gain out 2	0.00 dB
Gain in 1	0.00 dB	Gain in 2	0.00 dB
Mic 1 Power Supply	Off	Mic 2 Power Supply	Off

5.2 RCV Distortion and Noise - 630 Hz WB

TIA-5050 (2018-01) \ Measurements \ Wideband \ 5.2 Receive Distortion and Noise 8N

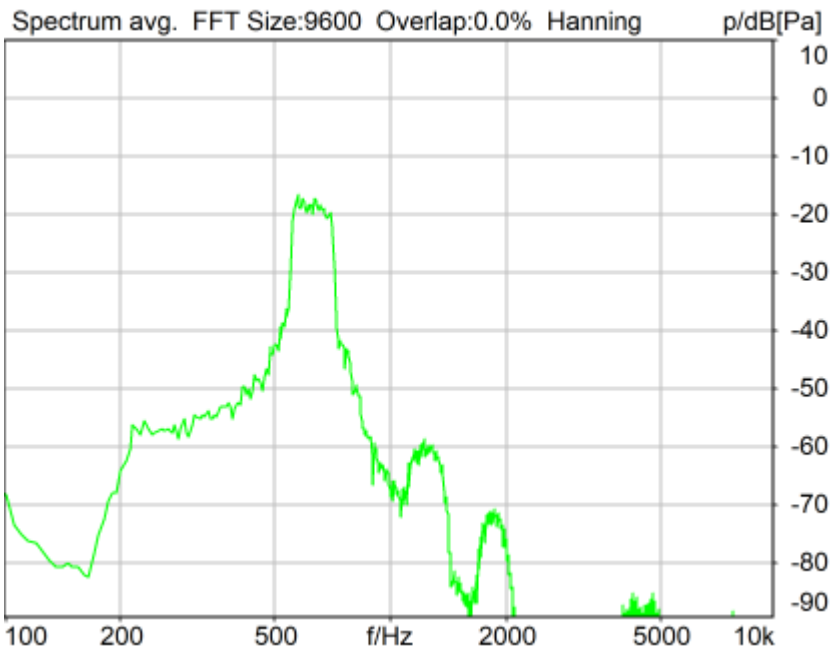

Distortion (Noise) RCV (packed): 27.78 dB (4.08%) Ok

Ok

2024/3/4 10:36 ACQUA 5.1.200
Unmodified HEAD acoustics Measurement Descriptor

Limits

	lower
Run 1	20.00 dB

Meas. Setting off

Underlying Standard: TIA-5050 (2018-01)
Database Version: 40_HAC_Suite_Rev03

Source: act_rpn_b250ms_630hz_sr20dbm0_v02.dat
Level adj. Ch1 -90.0 dB

Calibration
Input ch.2: 0.49 dB 2023/11/1 (HATS 1 (HMS II.3))
Output ch.2: 0.00 dB 2023/6/27 (Radio Tester 1 (CMW500))

Output Equalization/Filter
Mouth Eq. Ch.1: HATS 1 (HMS II.3)

Analysis

Direction	Out 2 -> In 2		
Range start	13550.00 ms	Range length	200.00 ms
Number of seq.	10	Sequence length	400.00 ms
Use FIR Filter	Ch2	FIR filter	drp2ff_ieee1652
DRP/ERP Ch.1:	Off	DRP/ERP Ch.2:	Off
Frequency base	Transformation		
FFT size	9600	Overlap	0 %

Window function.	Hanning	Smooth	Off
dB weighting	A Weighting		
Stimulus min.	525.0 Hz	Stimulus max.	745.0 Hz
Analysis min.	20.0 Hz	Analysis max.	520.0 Hz
Analysis (2) min.	750.0 Hz	Analysis (2) max.	20000.0 Hz

Special Features

Compensate delay	152.6000 ms (D_RCV_WB, Delay (Cross))
Store to variable	RCVWB10_630Hz

labCORE Settings

labCORE Serial	77000207	Nickname	
Firmware	3.4.17	Sync Source	Internal
Clock Pitch	0.00 ppm		

---

labCORE Routing

Out Channel 1 ->	Power Amp. (Slot 10) 1 -> HATS 1 (HMS II.3) Speaker
Out Channel 2 ->	VoIP 1 -> Radio Tester 1 (CMW500) RF In/Out
In Channel 1 <-	VoIP In/Out 1 <- Radio Tester 1 (CMW500) RF In/Out
In Channel 2 <-	BEQ Filter 1 R <- Mic Amp. (Slot 6) In 2 <- HATS 1 (HMS II.3) Mic. Right

---

Microphone Settings (Mic Amp. (Slot 6))

Channel In 1 Settings			
Range	114 dB[SPL] @ 12.5 mV/Pa	Highpass	20Hz
Polarisation Voltage	200V	Supply Voltage	±60V
Channel In 2 Settings			
Range	114 dB[SPL] @ 12.5 mV/Pa	Highpass	20Hz
Polarisation Voltage	200V	Supply Voltage	±60V
Channel In 3 Settings			
Range	114 dB[SPL] @ 12.5 mV/Pa	Highpass	Off
Polarisation Voltage	200V	Supply Voltage	±60V
Channel In 4 Settings			
Range	114 dB[SPL] @ 12.5 mV/Pa	Highpass	Off
Polarisation Voltage	200V	Supply Voltage	±60V

VoIP Settings (VoIP)

RTP Connection	Streaming	SIP Connection	Unavailable
SIP Reg. State	Unregistered	Jitterbuffer Length	140
Jitter Buffer Reset	On Playback	Enabled Codec	AMR-WB/16000/1
Packet Length	20	Encoder Parameter	

;;octet-align=0;default-local-mode=8;request-remote-mode=off

FMTP Parameter	octet-align=1;;octet-align=0		
Impairment Mode	Off	Impairment Type	Off

BEQ Settings (BEQ Filter 1)

Block mode	Bypass

Artificial Head Settings (HATS 1 (HMS II.3))

Ser. Nr.	12306613	Pinna Type	Type 3.3

HIB Settings

HIB Name	60020095	Serial	60020095
HIB Mode	Mobile Measurement	Impedance	32 Ohm
Gain out 1	-40.00 dB	Gain out 2	0.00 dB
Gain in 1	0.00 dB	Gain in 2	0.00 dB
Mic 1 Power Supply	Off	Mic 2 Power Supply	Off

5.2 RCV Distortion and Noise - 800 Hz WB

TIA-5050 (2018-01) \ Measurements \ Wideband \ 5.2 Receive Distortion and Noise 8N

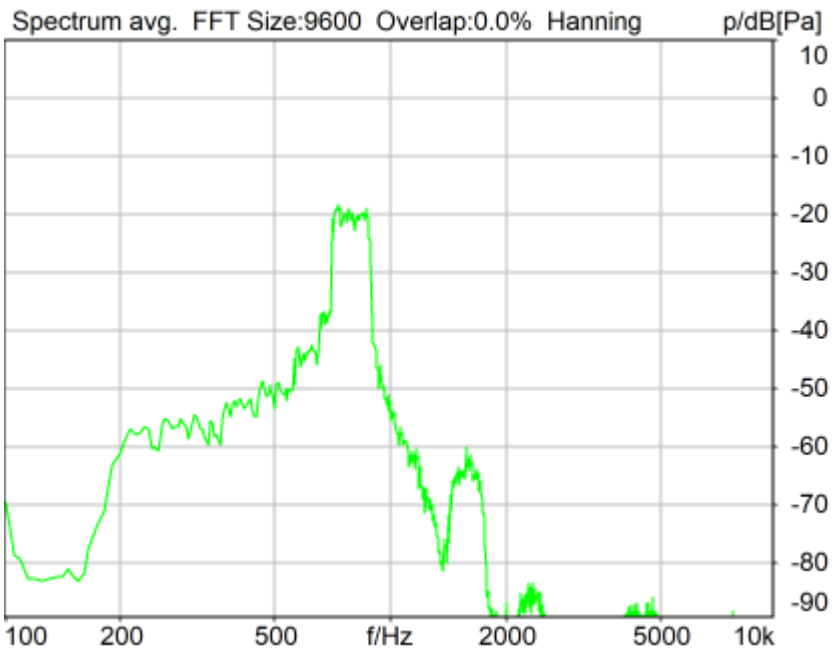

Distortion (Noise) RCV (packed): 24.77 dB (5.77%) Ok

Ok

2024/3/4 10:36 ACQUA 5.1.200
Unmodified HEAD acoustics Measurement Descriptor

Limits

	lower
Run 1	20.00 dB

Meas. Setting off

Underlying Standard: TIA-5050 (2018-01)
Database Version: 40_HAC_Suite_Rev03

Source: act_rpn_b250ms_800hz_sr20dbm0_v02.dat
Level adj. Ch1 -90.0 dB

Calibration
Input ch.2: 0.49 dB 2023/11/1 (HATS 1 (HMS II.3))
Output ch.2: 0.00 dB 2023/6/27 (Radio Tester 1 (CMW500))

Output Equalization/Filter
Mouth Eq. Ch.1: HATS 1 (HMS II.3)

Analysis

Direction	Out 2 -> In 2		
Range start	13550.00 ms	Range length	200.00 ms
Number of seq.	10	Sequence length	400.00 ms
Use FIR Filter	Ch2	FIR filter	drp2ff_ieee1652
DRP/ERP Ch.1:	Off	DRP/ERP Ch.2:	Off
Frequency base	Transformation		
FFT size	9600	Overlap	0 %

Window function.	Hanning	Smooth	Off
dB weighting	A Weighting		
Stimulus min.	675.0 Hz	Stimulus max.	925.0 Hz
Analysis min.	20.0 Hz	Analysis max.	670.0 Hz
Analysis (2) min.	930.0 Hz	Analysis (2) max.	20000.0 Hz

Special Features

Compensate delay	152.6000 ms (D_RCV_WB, Delay (Cross))
Store to variable	RCVWB10_800Hz

labCORE Settings

labCORE Serial	77000207	Nickname	
Firmware	3.4.17	Sync Source	Internal
Clock Pitch	0.00 ppm		

---

labCORE Routing

Out Channel 1 ->	Power Amp. (Slot 10) 1 -> HATS 1 (HMS II.3) Speaker
Out Channel 2 ->	VoIP 1 -> Radio Tester 1 (CMW500) RF In/Out
In Channel 1 <-	VoIP In/Out 1 <- Radio Tester 1 (CMW500) RF In/Out
In Channel 2 <-	BEQ Filter 1 R <- Mic Amp. (Slot 6) In 2 <- HATS 1 (HMS II.3) Mic. Right

---

Microphone Settings (Mic Amp. (Slot 6))

Channel In 1 Settings			
Range	114 dB[SPL] @ 12.5 mV/Pa	Highpass	20Hz
Polarisation Voltage	200V	Supply Voltage	±60V
Channel In 2 Settings			
Range	114 dB[SPL] @ 12.5 mV/Pa	Highpass	20Hz
Polarisation Voltage	200V	Supply Voltage	±60V
Channel In 3 Settings			
Range	114 dB[SPL] @ 12.5 mV/Pa	Highpass	Off
Polarisation Voltage	200V	Supply Voltage	±60V
Channel In 4 Settings			
Range	114 dB[SPL] @ 12.5 mV/Pa	Highpass	Off
Polarisation Voltage	200V	Supply Voltage	±60V

VoIP Settings (VoIP)

RTP Connection	Streaming	SIP Connection	Unavailable
SIP Reg. State	Unregistered	Jitterbuffer Length	140
Jitter Buffer Reset	On Playback	Enabled Codec	AMR-WB/16000/1
Packet Length	20	Encoder Parameter	

;;octet-align=0;default-local-mode=8;request-remote-mode=off

FMTP Parameter	octet-align=1;;octet-align=0		
Impairment Mode	Off	Impairment Type	Off

BEQ Settings (BEQ Filter 1)

Block mode	Bypass

Artificial Head Settings (HATS 1 (HMS II.3))

Ser. Nr.	12306613	Pinna Type	Type 3.3

HIB Settings

HIB Name	60020095	Serial	60020095
HIB Mode	Mobile Measurement	Impedance	32 Ohm
Gain out 1	-40.00 dB	Gain out 2	0.00 dB
Gain in 1	0.00 dB	Gain in 2	0.00 dB
Mic 1 Power Supply	Off	Mic 2 Power Supply	Off

5.2 RCV Distortion and Noise - 1000 Hz WB

TIA-5050 (2018-01) \ Measurements \ Wideband \ 5.2 Receive Distortion and Noise 8N

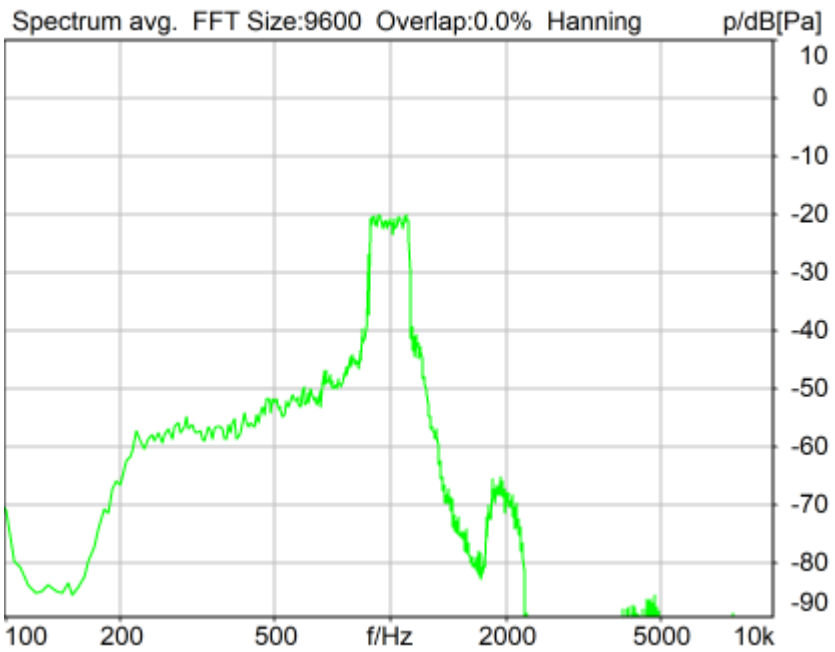

Distortion (Noise) RCV (packed): 23.66 dB (6.56%) Ok

Ok

2024/3/4 10:37 ACQUA 5.1.200
Unmodified HEAD acoustics Measurement Descriptor

Limits

	lower
Run 1	20.00 dB

Meas. Setting off

Underlying Standard: TIA-5050 (2018-01)
Database Version: 40_HAC_Suite_Rev03

Source: act_rpn_b250ms_1000hz_sr20dbm0_v02.dat
Level adj. Ch1 -90.0 dB

Calibration
Input ch.2: 0.49 dB 2023/11/1 (HATS 1 (HMS II.3))
Output ch.2: 0.00 dB 2023/6/27 (Radio Tester 1 (CMW500))

Output Equalization/Filter
Mouth Eq. Ch.1: HATS 1 (HMS II.3)

Analysis

Direction	Out 2 -> In 2		
Range start	13550.00 ms	Range length	200.00 ms
Number of seq.	10	Sequence length	400.00 ms
Use FIR Filter	Ch2	FIR filter	drp2ff_ieee1652
DRP/ERP Ch.1:	Off	DRP/ERP Ch.2:	Off
Frequency base	Transformation		
FFT size	9600	Overlap	0 %

Window function.	Hanning	Smooth	Off
dB weighting	A Weighting		
Stimulus min.	855.0 Hz	Stimulus max.	1155.0 Hz
Analysis min.	20.0 Hz	Analysis max.	850.0 Hz
Analysis (2) min.	1160.0 Hz	Analysis (2) max.	20000.0 Hz

Special Features

Compensate delay	152.6000 ms (D_RCV_WB, Delay (Cross))
Store to variable	RCVWB10_1000Hz

labCORE Settings

labCORE Serial	77000207	Nickname	
Firmware	3.4.17	Sync Source	Internal
Clock Pitch	0.00 ppm		

---

labCORE Routing

Out Channel 1 ->	Power Amp. (Slot 10) 1 -> HATS 1 (HMS II.3) Speaker
Out Channel 2 ->	VoIP 1 -> Radio Tester 1 (CMW500) RF In/Out
In Channel 1 <-	VoIP In/Out 1 <- Radio Tester 1 (CMW500) RF In/Out
In Channel 2 <-	BEQ Filter 1 R <- Mic Amp. (Slot 6) In 2 <- HATS 1 (HMS II.3) Mic. Right

---

Microphone Settings (Mic Amp. (Slot 6))

Channel In 1 Settings			
Range	114 dB[SPL] @ 12.5 mV/Pa	Highpass	20Hz
Polarisation Voltage	200V	Supply Voltage	±60V
Channel In 2 Settings			
Range	114 dB[SPL] @ 12.5 mV/Pa	Highpass	20Hz
Polarisation Voltage	200V	Supply Voltage	±60V
Channel In 3 Settings			
Range	114 dB[SPL] @ 12.5 mV/Pa	Highpass	Off
Polarisation Voltage	200V	Supply Voltage	±60V
Channel In 4 Settings			
Range	114 dB[SPL] @ 12.5 mV/Pa	Highpass	Off
Polarisation Voltage	200V	Supply Voltage	±60V

VoIP Settings (VoIP)

RTP Connection	Streaming	SIP Connection	Unavailable
SIP Reg. State	Unregistered	Jitterbuffer Length	140
Jitter Buffer Reset	On Playback	Enabled Codec	AMR-WB/16000/1
Packet Length	20	Encoder Parameter	

;;octet-align=0;default-local-mode=8;request-remote-mode=off

FMTP Parameter	octet-align=1;;octet-align=0		
Impairment Mode	Off	Impairment Type	Off

BEQ Settings (BEQ Filter 1)

Block mode	Bypass

Artificial Head Settings (HATS 1 (HMS II.3))

Ser. Nr.	12306613	Pinna Type	Type 3.3

HIB Settings

HIB Name	60020095	Serial	60020095
HIB Mode	Mobile Measurement	Impedance	32 Ohm
Gain out 1	-40.00 dB	Gain out 2	0.00 dB
Gain in 1	0.00 dB	Gain in 2	0.00 dB
Mic 1 Power Supply	Off	Mic 2 Power Supply	Off

5.2 RCV Distortion and Noise - 1250 Hz WB

TIA-5050 (2018-01) \ Measurements \ Wideband \ 5.2 Receive Distortion and Noise 8N

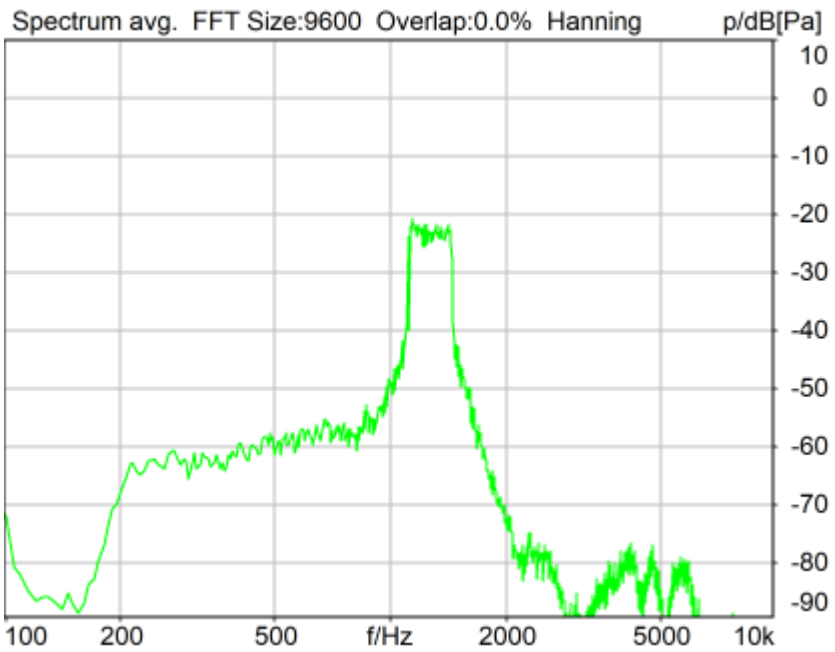

Distortion (Noise) RCV (packed): 23.01 dB (7.07%) Ok

Ok

2024/3/4 10:37 ACQUA 5.1.200
Unmodified HEAD acoustics Measurement Descriptor

Limits

	lower
Run 1	20.00 dB

Meas. Setting off

Underlying Standard: TIA-5050 (2018-01)
Database Version: 40_HAC_Suite_Rev03

Source: act_rpn_b250ms_1250hz_sr20dbm0_v02.dat
Level adj. Ch1 -90.0 dB

Calibration
Input ch.2: 0.49 dB 2023/11/1 (HATS 1 (HMS II.3))
Output ch.2: 0.00 dB 2023/6/27 (Radio Tester 1 (CMW500))

Output Equalization/Filter
Mouth Eq. Ch.1: HATS 1 (HMS II.3)

Analysis

Direction	Out 2 -> In 2		
Range start	13550.00 ms	Range length	200.00 ms
Number of seq.	10	Sequence length	400.00 ms
Use FIR Filter	Ch2	FIR filter	drp2ff_ieee1652
DRP/ERP Ch.1:	Off	DRP/ERP Ch.2:	Off
Frequency base	Transformation		
FFT size	9600	Overlap	0 %

Window function.	Hanning	Smooth	Off
dB weighting	A Weighting		
Stimulus min.	1085.0 Hz	Stimulus max.	1450.0 Hz
Analysis min.	20.0 Hz	Analysis max.	1080.0 Hz
Analysis (2) min.	1455.0 Hz	Analysis (2) max.	20000.0 Hz

Special Features

Compensate delay	152.6000 ms (D_RCV_WB, Delay (Cross))
Store to variable	RCVWB10_1250Hz

labCORE Settings

labCORE Serial	77000207	Nickname	
Firmware	3.4.17	Sync Source	Internal
Clock Pitch	0.00 ppm		

---

labCORE Routing

Out Channel 1 ->	Power Amp. (Slot 10) 1 -> HATS 1 (HMS II.3) Speaker
Out Channel 2 ->	VoIP 1 -> Radio Tester 1 (CMW500) RF In/Out
In Channel 1 <-	VoIP In/Out 1 <- Radio Tester 1 (CMW500) RF In/Out
In Channel 2 <-	BEQ Filter 1 R <- Mic Amp. (Slot 6) In 2 <- HATS 1 (HMS II.3) Mic. Right

---

Microphone Settings (Mic Amp. (Slot 6))

Channel In 1 Settings			
Range	114 dB[SPL] @ 12.5 mV/Pa	Highpass	20Hz
Polarisation Voltage	200V	Supply Voltage	±60V
Channel In 2 Settings			
Range	114 dB[SPL] @ 12.5 mV/Pa	Highpass	20Hz
Polarisation Voltage	200V	Supply Voltage	±60V
Channel In 3 Settings			
Range	114 dB[SPL] @ 12.5 mV/Pa	Highpass	Off
Polarisation Voltage	200V	Supply Voltage	±60V
Channel In 4 Settings			
Range	114 dB[SPL] @ 12.5 mV/Pa	Highpass	Off
Polarisation Voltage	200V	Supply Voltage	±60V

VoIP Settings (VoIP)

RTP Connection	Streaming	SIP Connection	Unavailable
SIP Reg. State	Unregistered	Jitterbuffer Length	140
Jitter Buffer Reset	On Playback	Enabled Codec	AMR-WB/16000/1
Packet Length	20	Encoder Parameter	

;;octet-align=0;default-local-mode=8;request-remote-mode=off

FMTP Parameter	octet-align=1;;octet-align=0		
Impairment Mode	Off	Impairment Type	Off

BEQ Settings (BEQ Filter 1)

Block mode	Bypass

Artificial Head Settings (HATS 1 (HMS II.3))

Ser. Nr.	12306613	Pinna Type	Type 3.3

HIB Settings

HIB Name	60020095	Serial	60020095
HIB Mode	Mobile Measurement	Impedance	32 Ohm
Gain out 1	-40.00 dB	Gain out 2	0.00 dB
Gain in 1	0.00 dB	Gain in 2	0.00 dB
Mic 1 Power Supply	Off	Mic 2 Power Supply	Off

5.2 RCV Distortion and Noise - 1600 Hz WB

TIA-5050 (2018-01) \ Measurements \ Wideband \ 5.2 Receive Distortion and Noise 8N

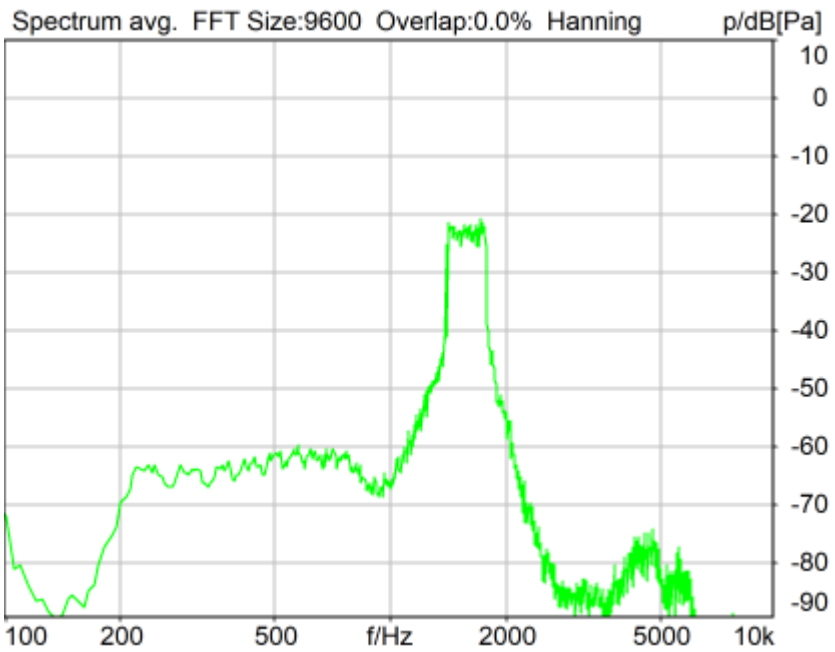

Distortion (Noise) RCV (packed): 24.85 dB (5.72%) Ok

Ok

2024/3/4 10:38 ACQUA 5.1.200
Unmodified HEAD acoustics Measurement Descriptor

Limits

	lower
Run 1	20.00 dB

Meas. Setting off

Underlying Standard: TIA-5050 (2018-01)
Database Version: 40_HAC_Suite_Rev03

Source: act_rpn_b250ms_1600hz_sr20dbm0_v02.dat
Level adj. Ch1 -90.0 dB

Calibration
Input ch.2: 0.49 dB 2023/11/1 (HATS 1 (HMS II.3))
Output ch.2: 0.00 dB 2023/6/27 (Radio Tester 1 (CMW500))

Output Equalization/Filter
Mouth Eq. Ch.1: HATS 1 (HMS II.3)

Analysis

Direction	Out 2 -> In 2		
Range start	13550.00 ms	Range length	200.00 ms
Number of seq.	10	Sequence length	400.00 ms
Use FIR Filter	Ch2	FIR filter	drp2ff_ieee1652
DRP/ERP Ch.1:	Off	DRP/ERP Ch.2:	Off
Frequency base	Transformation		
FFT size	9600	Overlap	0 %

Window function.	Hanning	Smooth	Off
dB weighting	A Weighting		
Stimulus min.	1375.0 Hz	Stimulus max.	1815.0 Hz
Analysis min.	20.0 Hz	Analysis max.	1370.0 Hz
Analysis (2) min.	1820.0 Hz	Analysis (2) max.	20000.0 Hz

Special Features

Compensate delay	152.6000 ms (D_RCV_WB, Delay (Cross))
Store to variable	RCVWB10_1600Hz

labCORE Settings

labCORE Serial	77000207	Nickname	
Firmware	3.4.17	Sync Source	Internal
Clock Pitch	0.00 ppm		

---

labCORE Routing

Out Channel 1 ->	Power Amp. (Slot 10) 1 -> HATS 1 (HMS II.3) Speaker
Out Channel 2 ->	VoIP 1 -> Radio Tester 1 (CMW500) RF In/Out
In Channel 1 <-	VoIP In/Out 1 <- Radio Tester 1 (CMW500) RF In/Out
In Channel 2 <-	BEQ Filter 1 R <- Mic Amp. (Slot 6) In 2 <- HATS 1 (HMS II.3) Mic. Right

---

Microphone Settings (Mic Amp. (Slot 6))

Channel In 1 Settings			
Range	114 dB[SPL] @ 12.5 mV/Pa	Highpass	20Hz
Polarisation Voltage	200V	Supply Voltage	±60V
Channel In 2 Settings			
Range	114 dB[SPL] @ 12.5 mV/Pa	Highpass	20Hz
Polarisation Voltage	200V	Supply Voltage	±60V
Channel In 3 Settings			
Range	114 dB[SPL] @ 12.5 mV/Pa	Highpass	Off
Polarisation Voltage	200V	Supply Voltage	±60V
Channel In 4 Settings			
Range	114 dB[SPL] @ 12.5 mV/Pa	Highpass	Off
Polarisation Voltage	200V	Supply Voltage	±60V

VoIP Settings (VoIP)

RTP Connection	Streaming	SIP Connection	Unavailable
SIP Reg. State	Unregistered	Jitterbuffer Length	140
Jitter Buffer Reset	On Playback	Enabled Codec	AMR-WB/16000/1
Packet Length	20	Encoder Parameter	

;;octet-align=0;default-local-mode=8;request-remote-mode=off

FMTP Parameter	octet-align=1;;octet-align=0		
Impairment Mode	Off	Impairment Type	Off

BEQ Settings (BEQ Filter 1)

Block mode	Bypass

Artificial Head Settings (HATS 1 (HMS II.3))

Ser. Nr.	12306613	Pinna Type	Type 3.3

HIB Settings

HIB Name	60020095	Serial	60020095
HIB Mode	Mobile Measurement	Impedance	32 Ohm
Gain out 1	-40.00 dB	Gain out 2	0.00 dB
Gain in 1	0.00 dB	Gain in 2	0.00 dB
Mic 1 Power Supply	Off	Mic 2 Power Supply	Off

5.2 RCV Distortion and Noise - 2000 Hz WB

TIA-5050 (2018-01) \ Measurements \ Wideband \ 5.2 Receive Distortion and Noise 8N

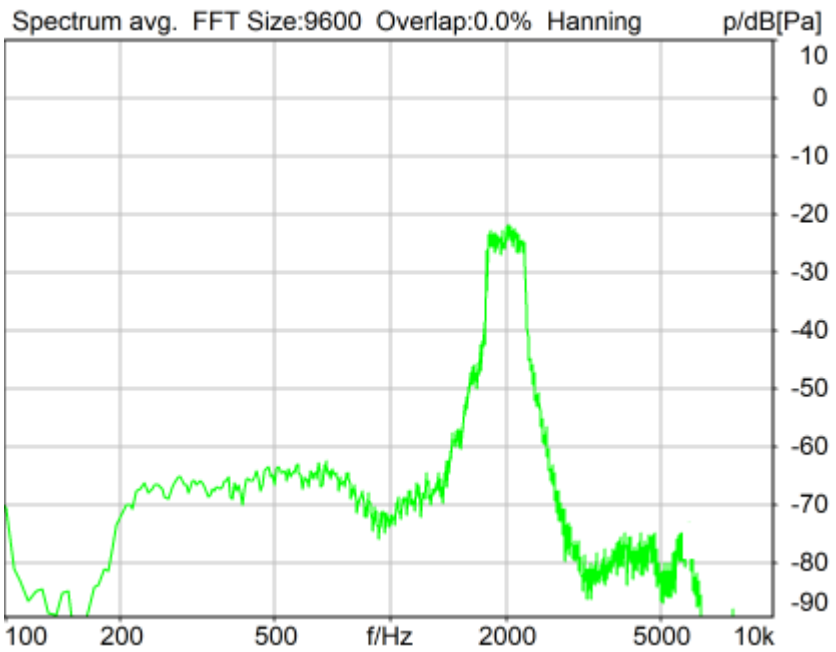

Distortion (Noise) RCV (packed): 22.86 dB (7.20%) Ok

Ok

2024/3/4 10:38 ACQUA 5.1.200
Unmodified HEAD acoustics Measurement Descriptor

Limits

	lower
Run 1	20.00 dB

Meas. Setting off

Underlying Standard: TIA-5050 (2018-01)
Database Version: 40_HAC_Suite_Rev03

Source: act_rpn_b250ms_2000hz_sr20dbm0_v02.dat
Level adj. Ch1 -90.0 dB

Calibration
Input ch.2: 0.49 dB 2023/11/1 (HATS 1 (HMS II.3))
Output ch.2: 0.00 dB 2023/6/27 (Radio Tester 1 (CMW500))

Output Equalization/Filter
Mouth Eq. Ch.1: HATS 1 (HMS II.3)

Analysis

Direction	Out 2 -> In 2		
Range start	13550.00 ms	Range length	200.00 ms
Number of seq.	10	Sequence length	400.00 ms
Use FIR Filter	Ch2	FIR filter	drp2ff_ieee1652
DRP/ERP Ch.1:	Off	DRP/ERP Ch.2:	Off
Frequency base	Transformation		
FFT size	9600	Overlap	0 %

Window function.	Hanning	Smooth	Off
dB weighting	A Weighting		
Stimulus min.	1745.0 Hz	Stimulus max.	2275.0 Hz
Analysis min.	20.0 Hz	Analysis max.	1740.0 Hz
Analysis (2) min.	2280.0 Hz	Analysis (2) max.	20000.0 Hz

Special Features

Compensate delay	152.6000 ms (D_RCV_WB, Delay (Cross))
Store to variable	RCVWB10_2000Hz

labCORE Settings

labCORE Serial	77000207	Nickname	
Firmware	3.4.17	Sync Source	Internal
Clock Pitch	0.00 ppm		

---

labCORE Routing

Out Channel 1 ->	Power Amp. (Slot 10) 1 -> HATS 1 (HMS II.3) Speaker
Out Channel 2 ->	VoIP 1 -> Radio Tester 1 (CMW500) RF In/Out
In Channel 1 <-	VoIP In/Out 1 <- Radio Tester 1 (CMW500) RF In/Out
In Channel 2 <-	BEQ Filter 1 R <- Mic Amp. (Slot 6) In 2 <- HATS 1 (HMS II.3) Mic. Right

---

Microphone Settings (Mic Amp. (Slot 6))

Channel In 1 Settings			
Range	114 dB[SPL] @ 12.5 mV/Pa	Highpass	20Hz
Polarisation Voltage	200V	Supply Voltage	±60V
Channel In 2 Settings			
Range	114 dB[SPL] @ 12.5 mV/Pa	Highpass	20Hz
Polarisation Voltage	200V	Supply Voltage	±60V
Channel In 3 Settings			
Range	114 dB[SPL] @ 12.5 mV/Pa	Highpass	Off
Polarisation Voltage	200V	Supply Voltage	±60V
Channel In 4 Settings			
Range	114 dB[SPL] @ 12.5 mV/Pa	Highpass	Off
Polarisation Voltage	200V	Supply Voltage	±60V

VoIP Settings (VoIP)

RTP Connection	Streaming	SIP Connection	Unavailable
SIP Reg. State	Unregistered	Jitterbuffer Length	140
Jitter Buffer Reset	On Playback	Enabled Codec	AMR-WB/16000/1
Packet Length	20	Encoder Parameter	

;;octet-align=0;default-local-mode=8;request-remote-mode=off

FMTP Parameter	octet-align=1;;octet-align=0		
Impairment Mode	Off	Impairment Type	Off

BEQ Settings (BEQ Filter 1)

Block mode	Bypass

Artificial Head Settings (HATS 1 (HMS II.3))

Ser. Nr.	12306613	Pinna Type	Type 3.3

HIB Settings

HIB Name	60020095	Serial	60020095
HIB Mode	Mobile Measurement	Impedance	32 Ohm
Gain out 1	-40.00 dB	Gain out 2	0.00 dB
Gain in 1	0.00 dB	Gain in 2	0.00 dB
Mic 1 Power Supply	Off	Mic 2 Power Supply	Off

5.2 RCV Distortion and Noise - 2500 Hz WB

TIA-5050 (2018-01) \ Measurements \ Wideband \ 5.2 Receive Distortion and Noise 8N

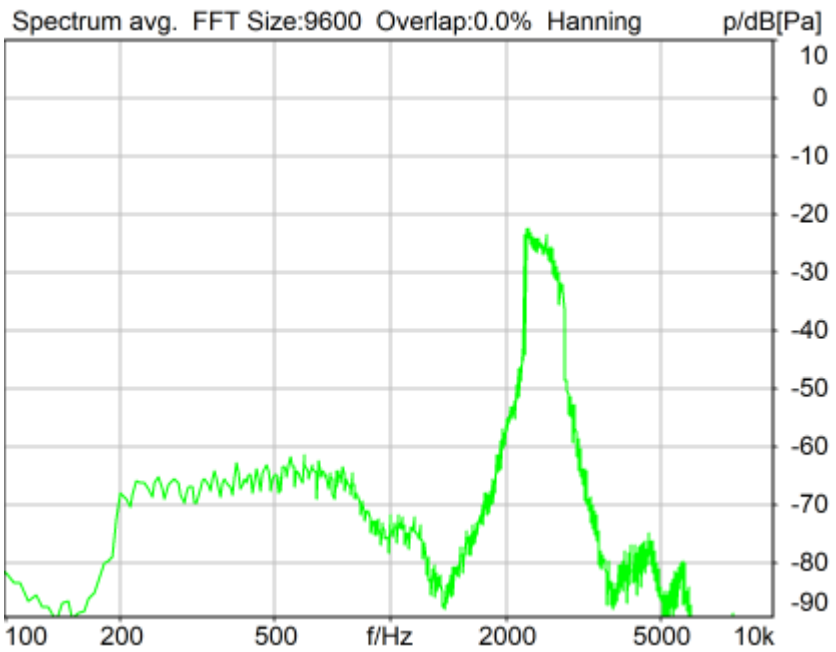

Distortion (Noise) RCV (packed): 25.39 dB (5.38%) Ok

Ok

2024/3/4 10:38 ACQUA 5.1.200
Unmodified HEAD acoustics Measurement Descriptor

Limits

	lower
Run 1	20.00 dB

Meas. Setting off

Underlying Standard: TIA-5050 (2018-01)
Database Version: 40_HAC_Suite_Rev03

Source: act_rpn_b250ms_2500hz_sr20dbm0_v02.dat
Level adj. Ch1 -90.0 dB

Calibration
Input ch.2: 0.49 dB 2023/11/1 (HATS 1 (HMS II.3))
Output ch.2: 0.00 dB 2023/6/27 (Radio Tester 1 (CMW500))

Output Equalization/Filter
Mouth Eq. Ch.1: HATS 1 (HMS II.3)

Analysis

Direction	Out 2 -> In 2		
Range start	13550.00 ms	Range length	200.00 ms
Number of seq.	10	Sequence length	400.00 ms
Use FIR Filter	Ch2	FIR filter	drp2ff_ieee1652
DRP/ERP Ch.1:	Off	DRP/ERP Ch.2:	Off
Frequency base	Transformation		
FFT size	9600	Overlap	0 %

Window function.	Hanning	Smooth	Off
dB weighting	A Weighting		
Stimulus min.	2205.0 Hz	Stimulus max.	2855.0 Hz
Analysis min.	20.0 Hz	Analysis max.	2200.0 Hz
Analysis (2) min.	2860.0 Hz	Analysis (2) max.	20000.0 Hz

Special Features

Compensate delay	152.6000 ms (D_RCV_WB, Delay (Cross))
Store to variable	RCVWB10_2500Hz

labCORE Settings

labCORE Serial	77000207	Nickname	
Firmware	3.4.17	Sync Source	Internal
Clock Pitch	0.00 ppm		

---

labCORE Routing

Out Channel 1 ->	Power Amp. (Slot 10) 1 -> HATS 1 (HMS II.3) Speaker
Out Channel 2 ->	VoIP 1 -> Radio Tester 1 (CMW500) RF In/Out
In Channel 1 <-	VoIP In/Out 1 <- Radio Tester 1 (CMW500) RF In/Out
In Channel 2 <-	BEQ Filter 1 R <- Mic Amp. (Slot 6) In 2 <- HATS 1 (HMS II.3) Mic. Right

---

Microphone Settings (Mic Amp. (Slot 6))

Channel In 1 Settings			
Range	114 dB[SPL] @ 12.5 mV/Pa	Highpass	20Hz
Polarisation Voltage	200V	Supply Voltage	±60V
Channel In 2 Settings			
Range	114 dB[SPL] @ 12.5 mV/Pa	Highpass	20Hz
Polarisation Voltage	200V	Supply Voltage	±60V
Channel In 3 Settings			
Range	114 dB[SPL] @ 12.5 mV/Pa	Highpass	Off
Polarisation Voltage	200V	Supply Voltage	±60V
Channel In 4 Settings			
Range	114 dB[SPL] @ 12.5 mV/Pa	Highpass	Off
Polarisation Voltage	200V	Supply Voltage	±60V

VoIP Settings (VoIP)

RTP Connection	Streaming	SIP Connection	Unavailable
SIP Reg. State	Unregistered	Jitterbuffer Length	140
Jitter Buffer Reset	On Playback	Enabled Codec	AMR-WB/16000/1
Packet Length	20	Encoder Parameter	

;;octet-align=0;default-local-mode=8;request-remote-mode=off

FMTP Parameter	octet-align=1;;octet-align=0		
Impairment Mode	Off	Impairment Type	Off

BEQ Settings (BEQ Filter 1)

Block mode	Bypass

Artificial Head Settings (HATS 1 (HMS II.3))

Ser. Nr.	12306613	Pinna Type	Type 3.3

HIB Settings

HIB Name	60020095	Serial	60020095
HIB Mode	Mobile Measurement	Impedance	32 Ohm
Gain out 1	-40.00 dB	Gain out 2	0.00 dB
Gain in 1	0.00 dB	Gain in 2	0.00 dB
Mic 1 Power Supply	Off	Mic 2 Power Supply	Off

5.2 RCV Distortion and Noise - 3150 Hz WB

TIA-5050 (2018-01) \ Measurements \ Wideband \ 5.2 Receive Distortion and Noise 8N

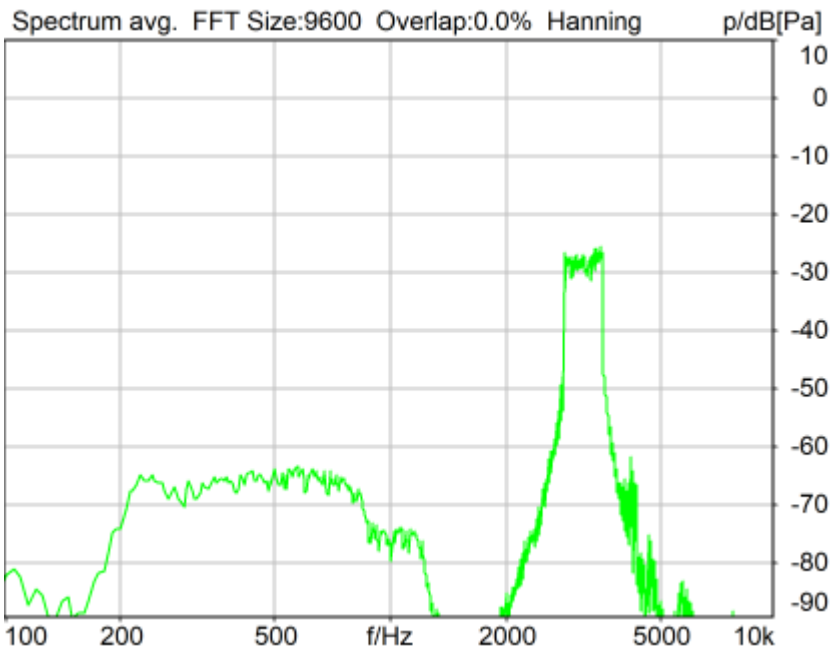

Distortion (Noise) RCV (packed): 28.00 dB (3.98%) Ok

Ok

2024/3/4 10:39 ACQUA 5.1.200
Unmodified HEAD acoustics Measurement Descriptor

Limits

	lower
Run 1	20.00 dB

Meas. Setting off

Underlying Standard: TIA-5050 (2018-01)
Database Version: 40_HAC_Suite_Rev03

Source: act_rpn_b250ms_3150hz_sr20dbm0_v02.dat
Level adj. Ch1 -90.0 dB

Calibration
Input ch.2: 0.49 dB 2023/11/1 (HATS 1 (HMS II.3))
Output ch.2: 0.00 dB 2023/6/27 (Radio Tester 1 (CMW500))

Output Equalization/Filter
Mouth Eq. Ch.1: HATS 1 (HMS II.3)

Analysis

Direction	Out 2 -> In 2		
Range start	13550.00 ms	Range length	200.00 ms
Number of seq.	10	Sequence length	400.00 ms
Use FIR Filter	Ch2	FIR filter	drp2ff_ieee1652
DRP/ERP Ch.1:	Off	DRP/ERP Ch.2:	Off
Frequency base	Transformation		
FFT size	9600	Overlap	0 %

Window function.	Hanning	Smooth	Off
dB weighting	A Weighting		
Stimulus min.	2785.0 Hz	Stimulus max.	3585.0 Hz
Analysis min.	20.0 Hz	Analysis max.	2780.0 Hz
Analysis (2) min.	3590.0 Hz	Analysis (2) max.	20000.0 Hz

Special Features

Compensate delay	152.6000 ms (D_RCV_WB, Delay (Cross))
Store to variable	RCVWB10_3150Hz

labCORE Settings

labCORE Serial	77000207	Nickname	
Firmware	3.4.17	Sync Source	Internal
Clock Pitch	0.00 ppm		

---

labCORE Routing

Out Channel 1 ->	Power Amp. (Slot 10) 1 -> HATS 1 (HMS II.3) Speaker
Out Channel 2 ->	VoIP 1 -> Radio Tester 1 (CMW500) RF In/Out
In Channel 1 <-	VoIP In/Out 1 <- Radio Tester 1 (CMW500) RF In/Out
In Channel 2 <-	BEQ Filter 1 R <- Mic Amp. (Slot 6) In 2 <- HATS 1 (HMS II.3) Mic. Right

---

Microphone Settings (Mic Amp. (Slot 6))

Channel In 1 Settings			
Range	114 dB[SPL] @ 12.5 mV/Pa	Highpass	20Hz
Polarisation Voltage	200V	Supply Voltage	±60V
Channel In 2 Settings			
Range	114 dB[SPL] @ 12.5 mV/Pa	Highpass	20Hz
Polarisation Voltage	200V	Supply Voltage	±60V
Channel In 3 Settings			
Range	114 dB[SPL] @ 12.5 mV/Pa	Highpass	Off
Polarisation Voltage	200V	Supply Voltage	±60V
Channel In 4 Settings			
Range	114 dB[SPL] @ 12.5 mV/Pa	Highpass	Off
Polarisation Voltage	200V	Supply Voltage	±60V

VoIP Settings (VoIP)

RTP Connection	Streaming	SIP Connection	Unavailable
SIP Reg. State	Unregistered	Jitterbuffer Length	140
Jitter Buffer Reset	On Playback	Enabled Codec	AMR-WB/16000/1
Packet Length	20	Encoder Parameter	

;;octet-align=0;default-local-mode=8;request-remote-mode=off

FMTP Parameter	octet-align=1;;octet-align=0		
Impairment Mode	Off	Impairment Type	Off

BEQ Settings (BEQ Filter 1)

Block mode	Bypass

Artificial Head Settings (HATS 1 (HMS II.3))

Ser. Nr.	12306613	Pinna Type	Type 3.3

HIB Settings

HIB Name	60020095	Serial	60020095
HIB Mode	Mobile Measurement	Impedance	32 Ohm
Gain out 1	-40.00 dB	Gain out 2	0.00 dB
Gain in 1	0.00 dB	Gain in 2	0.00 dB
Mic 1 Power Supply	Off	Mic 2 Power Supply	Off

5.2 RCV Distortion and Noise - 4000 Hz WB

TIA-5050 (2018-01) \ Measurements \ Wideband \ 5.2 Receive Distortion and Noise 8N

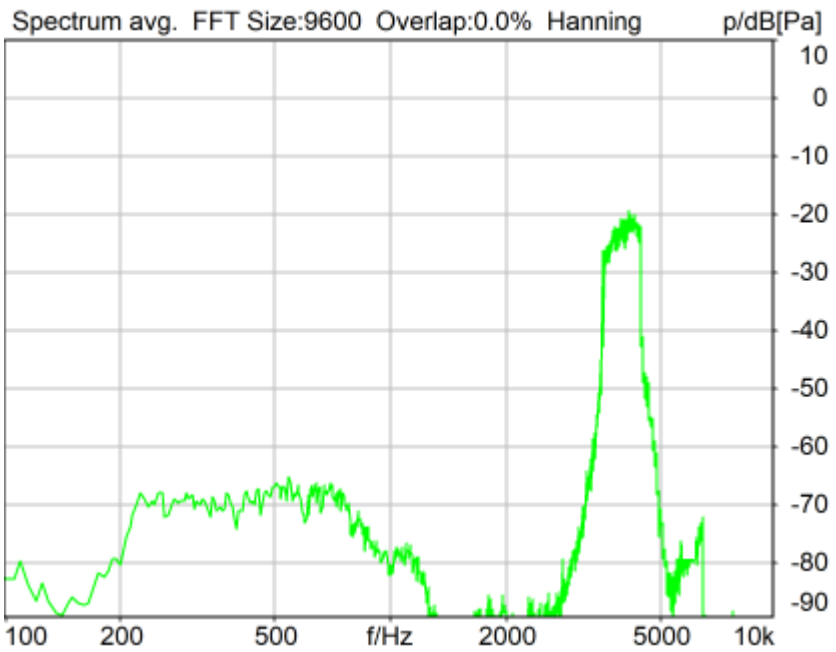

Distortion (Noise) RCV (packed): 29.80 dB (3.24%) Ok

Ok

2024/3/4 10:39 ACQUA 5.1.200
Unmodified HEAD acoustics Measurement Descriptor

Limits

	lower
Run 1	20.00 dB

Meas. Setting off

Underlying Standard: TIA-5050 (2018-01)
Database Version: 40_HAC_Suite_Rev03

Source: act_rpn_b250ms_4000hz_sr20dbm0_v02.dat
Level adj. Ch1 -90.0 dB

Calibration
Input ch.2: 0.49 dB 2023/11/1 (HATS 1 (HMS II.3))
Output ch.2: 0.00 dB 2023/6/27 (Radio Tester 1 (CMW500))

Output Equalization/Filter
Mouth Eq. Ch.1: HATS 1 (HMS II.3)

Analysis

Direction	Out 2 -> In 2		
Range start	13550.00 ms	Range length	200.00 ms
Number of seq.	10	Sequence length	400.00 ms
Use FIR Filter	Ch2	FIR filter	drp2ff_ieee1652
DRP/ERP Ch.1:	Off	DRP/ERP Ch.2:	Off
Frequency base	Transformation		
FFT size	9600	Overlap	0 %

Window function.	Hanning	Smooth	Off
dB weighting	A Weighting		
Stimulus min.	3515.0 Hz	Stimulus max.	4500.0 Hz
Analysis min.	20.0 Hz	Analysis max.	3510.0 Hz
Analysis (2) min.	4505.0 Hz	Analysis (2) max.	20000.0 Hz

Special Features

Compensate delay	152.6000 ms (D_RCV_WB, Delay (Cross))
Store to variable	RCVWB10_4000Hz

labCORE Settings

labCORE Serial	77000207	Nickname	
Firmware	3.4.17	Sync Source	Internal
Clock Pitch	0.00 ppm		

---

labCORE Routing

Out Channel 1 ->	Power Amp. (Slot 10) 1 -> HATS 1 (HMS II.3) Speaker
Out Channel 2 ->	VoIP 1 -> Radio Tester 1 (CMW500) RF In/Out
In Channel 1 <-	VoIP In/Out 1 <- Radio Tester 1 (CMW500) RF In/Out
In Channel 2 <-	BEQ Filter 1 R <- Mic Amp. (Slot 6) In 2 <- HATS 1 (HMS II.3) Mic. Right

---

Microphone Settings (Mic Amp. (Slot 6))

Channel In 1 Settings			
Range	114 dB[SPL] @ 12.5 mV/Pa	Highpass	20Hz
Polarisation Voltage	200V	Supply Voltage	±60V
Channel In 2 Settings			
Range	114 dB[SPL] @ 12.5 mV/Pa	Highpass	20Hz
Polarisation Voltage	200V	Supply Voltage	±60V
Channel In 3 Settings			
Range	114 dB[SPL] @ 12.5 mV/Pa	Highpass	Off
Polarisation Voltage	200V	Supply Voltage	±60V
Channel In 4 Settings			
Range	114 dB[SPL] @ 12.5 mV/Pa	Highpass	Off
Polarisation Voltage	200V	Supply Voltage	±60V

VoIP Settings (VoIP)

RTP Connection	Streaming	SIP Connection	Unavailable
SIP Reg. State	Unregistered	Jitterbuffer Length	140
Jitter Buffer Reset	On Playback	Enabled Codec	AMR-WB/16000/1
Packet Length	20	Encoder Parameter	

;;octet-align=0;default-local-mode=8;request-remote-mode=off

FMTP Parameter	octet-align=1;;octet-align=0		
Impairment Mode	Off	Impairment Type	Off

BEQ Settings (BEQ Filter 1)

Block mode	Bypass

Artificial Head Settings (HATS 1 (HMS II.3))

Ser. Nr.	12306613	Pinna Type	Type 3.3

HIB Settings

HIB Name	60020095	Serial	60020095
HIB Mode	Mobile Measurement	Impedance	32 Ohm
Gain out 1	-40.00 dB	Gain out 2	0.00 dB
Gain in 1	0.00 dB	Gain in 2	0.00 dB
Mic 1 Power Supply	Off	Mic 2 Power Supply	Off

5.2 RCV Distortion and Noise - 5000 Hz WB

TIA-5050 (2018-01) \ Measurements \ Wideband \ 5.2 Receive Distortion and Noise 8N

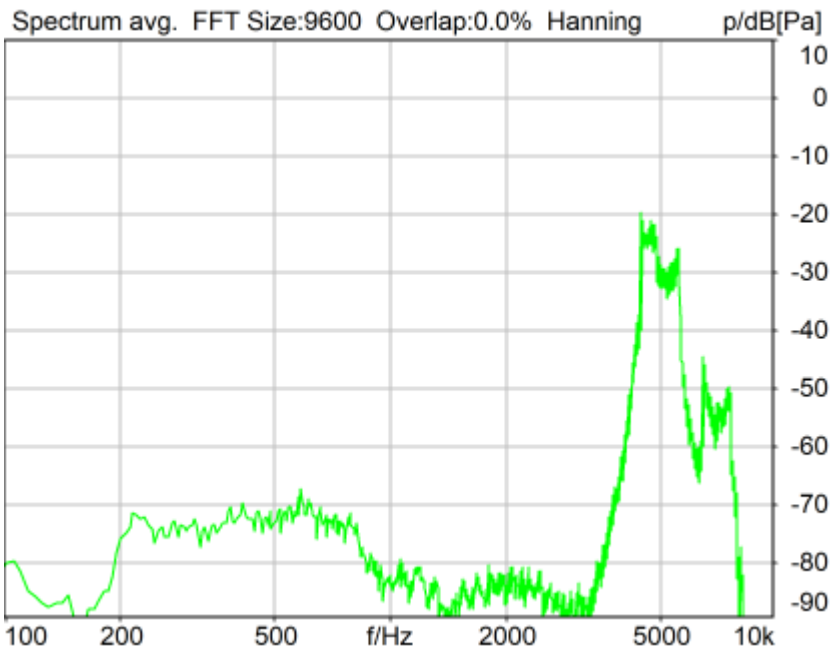

Distortion (Noise) RCV (packed): 20.26 dB (9.71%) Ok

Ok

2024/3/4 10:40 ACQUA 5.1.200
Unmodified HEAD acoustics Measurement Descriptor

Limits

	lower
Run 1	20.00 dB

Meas. Setting off

Underlying Standard: TIA-5050 (2018-01)
Database Version: 40_HAC_Suite_Rev03

Source: act_rpn_b250ms_5000hz_sr20dbm0_v02.dat
Level adj. Ch1 -90.0 dB

Calibration
Input ch.2: 0.49 dB 2023/11/1 (HATS 1 (HMS II.3))
Output ch.2: 0.00 dB 2023/6/27 (Radio Tester 1 (CMW500))

Output Equalization/Filter
Mouth Eq. Ch.1: HATS 1 (HMS II.3)

Analysis

Direction	Out 2 -> In 2		
Range start	13550.00 ms	Range length	200.00 ms
Number of seq.	10	Sequence length	400.00 ms
Use FIR Filter	Ch2	FIR filter	drp2ff_ieee1652
DRP/ERP Ch.1:	Off	DRP/ERP Ch.2:	Off
Frequency base	Transformation		
FFT size	9600	Overlap	0 %

Window function.	Hanning	Smooth	Off
dB weighting	A Weighting		
Stimulus min.	4430.0 Hz	Stimulus max.	5660.0 Hz
Analysis min.	20.0 Hz	Analysis max.	4425.0 Hz
Analysis (2) min.	5665.0 Hz	Analysis (2) max.	20000.0 Hz

Special Features

Compensate delay	152.6000 ms (D_RCV_WB, Delay (Cross))
Store to variable	RCVWB10_5000Hz

labCORE Settings

labCORE Serial	77000207	Nickname	
Firmware	3.4.17	Sync Source	Internal
Clock Pitch	0.00 ppm		

---

labCORE Routing

Out Channel 1 ->	Power Amp. (Slot 10) 1 -> HATS 1 (HMS II.3) Speaker
Out Channel 2 ->	VoIP 1 -> Radio Tester 1 (CMW500) RF In/Out
In Channel 1 <-	VoIP In/Out 1 <- Radio Tester 1 (CMW500) RF In/Out
In Channel 2 <-	BEQ Filter 1 R <- Mic Amp. (Slot 6) In 2 <- HATS 1 (HMS II.3) Mic. Right

---

Microphone Settings (Mic Amp. (Slot 6))

Channel In 1 Settings			
Range	114 dB[SPL] @ 12.5 mV/Pa	Highpass	20Hz
Polarisation Voltage	200V	Supply Voltage	±60V
Channel In 2 Settings			
Range	114 dB[SPL] @ 12.5 mV/Pa	Highpass	20Hz
Polarisation Voltage	200V	Supply Voltage	±60V
Channel In 3 Settings			
Range	114 dB[SPL] @ 12.5 mV/Pa	Highpass	Off
Polarisation Voltage	200V	Supply Voltage	±60V
Channel In 4 Settings			
Range	114 dB[SPL] @ 12.5 mV/Pa	Highpass	Off
Polarisation Voltage	200V	Supply Voltage	±60V

VoIP Settings (VoIP)

RTP Connection	Streaming	SIP Connection	Unavailable
SIP Reg. State	Unregistered	Jitterbuffer Length	140
Jitter Buffer Reset	On Playback	Enabled Codec	AMR-WB/16000/1
Packet Length	20	Encoder Parameter	

;;octet-align=0;default-local-mode=8;request-remote-mode=off

FMTP Parameter	octet-align=1;;octet-align=0		
Impairment Mode	Off	Impairment Type	Off

BEQ Settings (BEQ Filter 1)

Block mode	Bypass

Artificial Head Settings (HATS 1 (HMS II.3))

Ser. Nr.	12306613	Pinna Type	Type 3.3

HIB Settings

HIB Name	60020095	Serial	60020095
HIB Mode	Mobile Measurement	Impedance	32 Ohm
Gain out 1	-40.00 dB	Gain out 2	0.00 dB
Gain in 1	0.00 dB	Gain in 2	0.00 dB
Mic 1 Power Supply	Off	Mic 2 Power Supply	Off

Report - Receive Distortion and Noise (Conversational Gain)

TIA-5050 (2018-01) \ Measurements \ Wideband \ 5.2 Receive Distortion and Noise 8N

Region	Frequency	SDNR

1	250Hz	26.77 dB
2	315Hz	27.43 dB
3	400Hz	26.09 dB
4	500Hz	27.53 dB
5	630Hz	27.78 dB
6	800Hz	24.77 dB
7	1000Hz	23.66 dB
8	1250Hz	23.01 dB
9	1600Hz	24.85 dB
10	2000Hz	22.86 dB
11	2500Hz	25.39 dB
12	3150Hz	28.00 dB
13	4000Hz	29.80 dB
14	5000Hz	20.26 dB

All SDNRs were greater than 20.0 dB, requirement was met.
Smallest SDNR was 20.26dB at 5000Hz.

2024/3/4 10:40 ACQUA

5.2 RCV Distortion and Noise - 250 Hz WB

TIA-5050 (2018-01) \ Measurements \ Wideband \ 5.2 Receive Distortion and Noise 2N

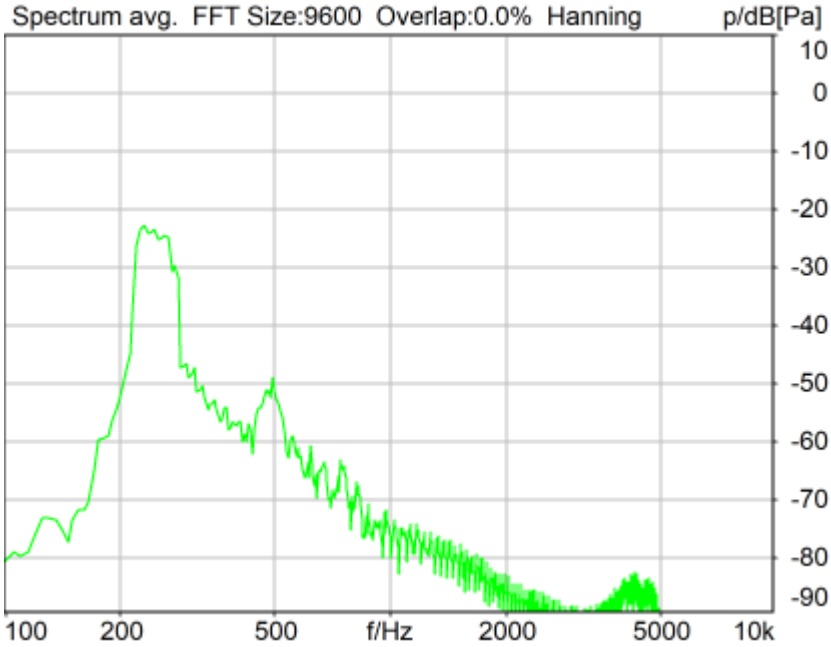

Distortion (Noise) RCV (packed): 27.06 dB (4.44%) Ok

Ok

2024/3/4 10:44 ACQUA 5.1.200
Unmodified HEAD acoustics Measurement Descriptor

Limits

	lower
Run 1	20.00 dB

Meas. Setting off

Underlying Standard: TIA-5050 (2018-01)
Database Version: 40_HAC_Suite_Rev03

Source: act_rpn_b250ms_250hz_sr20dbm0_v02.dat.dat
Level adj. Ch1 -90.0 dB

Calibration
Input ch.2: 0.49 dB 2023/11/1 (HATS 1 (HMS II.3))
Output ch.2: 0.00 dB 2023/6/27 (Radio Tester 1 (CMW500))

Output Equalization/Filter
Mouth Eq. Ch.1: HATS 1 (HMS II.3)

Analysis

Direction	Out 2 -> In 2		
Range start	13550.00 ms	Range length	200.00 ms
Number of seq.	10	Sequence length	400.00 ms
Use FIR Filter	Ch2	FIR filter	drp2ff_ieee1652
DRP/ERP Ch.1:	Off	DRP/ERP Ch.2:	Off
Frequency base	Transformation		
FFT size	9600	Overlap	0 %
Window function.	Hanning	Smooth	Off
dB weighting	A Weighting		
Stimulus min.	190.0 Hz	Stimulus max.	315.0 Hz
Analysis min.	20.0 Hz	Analysis max.	185.0 Hz
Analysis (2) min.	320.0 Hz	Analysis (2) max.	20000.0 Hz

Special Features
Compensate delay 152.6000 ms (D_RCV_WB, Delay (Cross))
Store to variable RCVWB10_250Hz

labCORE Settings

labCORE Serial	77000207	Nickname	
Firmware	3.4.17	Sync Source	Internal
Clock Pitch	0.00 ppm		

---
labCORE Routing
Out Channel 1 -> Power Amp. (Slot 10) 1 -> HATS 1 (HMS II.3) Speaker
Out Channel 2 -> VoIP 1 -> Radio Tester 1 (CMW500) RF In/Out
In Channel 1 <- VoIP In/Out 1 <- Radio Tester 1 (CMW500) RF In/Out
In Channel 2 <- BEQ Filter 1 R <- Mic Amp. (Slot 6) In 2 <- HATS 1 (HMS II.3) Mic. Right
---
Microphone Settings (Mic Amp. (Slot 6))
Channel In 1 Settings

Range	114 dB[SPL] @ 12.5 mV/Pa	Highpass	20Hz
Polarisation Voltage	200V	Supply Voltage	±60V

Channel In 2 Settings

Range	114 dB[SPL] @ 12.5 mV/Pa	Highpass	20Hz
Polarisation Voltage	200V	Supply Voltage	±60V

Channel In 3 Settings

Range	114 dB[SPL] @ 12.5 mV/Pa	Highpass	Off
Polarisation Voltage	200V	Supply Voltage	±60V

Channel In 4 Settings

Range	114 dB[SPL] @ 12.5 mV/Pa	Highpass	Off
Polarisation Voltage	200V	Supply Voltage	±60V

VoIP Settings (VoIP)

RTP Connection	Streaming	SIP Connection	Unavailable
SIP Reg. State	Unregistered	Jitterbuffer Length	140
Jitter Buffer Reset	On Playback	Enabled Codec	AMR-WB/16000/1
Packet Length	20	Encoder Parameter	

;;octet-align=0;default-local-mode=8;request-remote-mode=off

FMTP Parameter	octet-align=1;;octet-align=0		
Impairment Mode	Off	Impairment Type	Off

BEQ Settings (BEQ Filter 1)

Block mode	Bypass

Artificial Head Settings (HATS 1 (HMS II.3))

Ser. Nr.	12306613	Pinna Type	Type 3.3

HIB Settings

HIB Name	60020095	Serial	60020095
HIB Mode	Mobile Measurement	Impedance	32 Ohm
Gain out 1	-40.00 dB	Gain out 2	0.00 dB
Gain in 1	0.00 dB	Gain in 2	0.00 dB
Mic 1 Power Supply	Off	Mic 2 Power Supply	Off

5.2 RCV Distortion and Noise - 315 Hz WB

TIA-5050 (2018-01) \ Measurements \ Wideband \ 5.2 Receive Distortion and Noise 2N

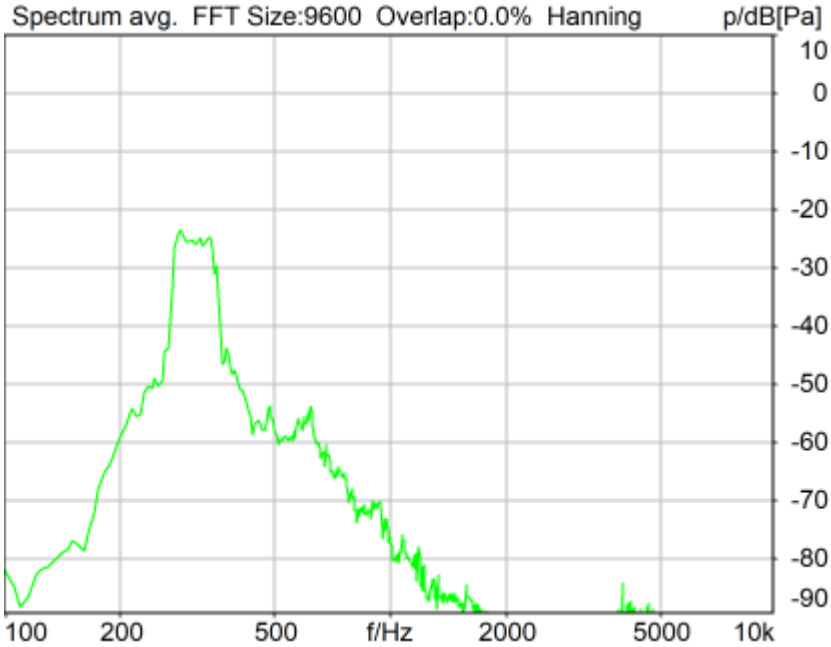

Distortion (Noise) RCV (packed): 27.57 dB (4.19%) Ok

Ok

2024/3/4 10:45 ACQUA 5.1.200
Unmodified HEAD acoustics Measurement Descriptor

Limits

	lower
Run 1	20.00 dB

Meas. Setting off

Underlying Standard: TIA-5050 (2018-01)
Database Version: 40_HAC_Suite_Rev03

Source: act_rpn_b250ms_315hz_sr20dbm0_v02.dat
Level adj. Ch1 -90.0 dB

Calibration
Input ch.2: 0.49 dB 2023/11/1 (HATS 1 (HMS II.3))
Output ch.2: 0.00 dB 2023/6/27 (Radio Tester 1 (CMW500))

Output Equalization/Filter
Mouth Eq. Ch.1: HATS 1 (HMS II.3)

Analysis

Direction	Out 2 -> In 2		
Range start	13550.00 ms	Range length	200.00 ms
Number of seq.	10	Sequence length	400.00 ms
Use FIR Filter	Ch2	FIR filter	drp2ff_ieee1652
DRP/ERP Ch.1:	Off	DRP/ERP Ch.2:	Off
Frequency base	Transformation		
FFT size	9600	Overlap	0 %
Window function.	Hanning	Smooth	Off
dB weighting	A Weighting		
Stimulus min.	245.0 Hz	Stimulus max.	390.0 Hz
Analysis min.	20.0 Hz	Analysis max.	240.0 Hz
Analysis (2) min.	395.0 Hz	Analysis (2) max.	20000.0 Hz

Special Features
Compensate delay 152.6000 ms (D_RCV_WB, Delay (Cross))
Store to variable RCVWB10_315Hz

labCORE Settings

labCORE Serial	77000207	Nickname	
Firmware	3.4.17	Sync Source	Internal
Clock Pitch	0.00 ppm		

---
labCORE Routing
Out Channel 1 -> Power Amp. (Slot 10) 1 -> HATS 1 (HMS II.3) Speaker
Out Channel 2 -> VoIP 1 -> Radio Tester 1 (CMW500) RF In/Out
In Channel 1 <- VoIP In/Out 1 <- Radio Tester 1 (CMW500) RF In/Out
In Channel 2 <- BEQ Filter 1 R <- Mic Amp. (Slot 6) In 2 <- HATS 1 (HMS II.3) Mic. Right
---
Microphone Settings (Mic Amp. (Slot 6))
Channel In 1 Settings

Range	114 dB[SPL] @ 12.5 mV/Pa	Highpass	20Hz
Polarisation Voltage	200V	Supply Voltage	±60V

Channel In 2 Settings

Range	114 dB[SPL] @ 12.5 mV/Pa	Highpass	20Hz

Polarisation Voltage	200V	Supply Voltage	±60V
Channel In 3 Settings			
Range	114 dB[SPL] @ 12.5 mV/Pa	Highpass	Off
Polarisation Voltage	200V	Supply Voltage	±60V
Channel In 4 Settings			
Range	114 dB[SPL] @ 12.5 mV/Pa	Highpass	Off
Polarisation Voltage	200V	Supply Voltage	±60V

VoIP Settings (VoIP)

RTP Connection	Streaming	SIP Connection	Unavailable
SIP Reg. State	Unregistered	Jitterbuffer Length	140
Jitter Buffer Reset	On Playback	Enabled Codec	AMR-WB/16000/1
Packet Length	20	Encoder Parameter	

;;octet-align=0;default-local-mode=8;request-remote-mode=off

FMTP Parameter	octet-align=1;;octet-align=0		
Impairment Mode	Off	Impairment Type	Off

BEQ Settings (BEQ Filter 1)

Block mode	Bypass

Artificial Head Settings (HATS 1 (HMS II.3))

Ser. Nr.	12306613	Pinna Type	Type 3.3

HIB Settings

HIB Name	60020095	Serial	60020095
HIB Mode	Mobile Measurement	Impedance	32 Ohm
Gain out 1	-40.00 dB	Gain out 2	0.00 dB
Gain in 1	0.00 dB	Gain in 2	0.00 dB
Mic 1 Power Supply	Off	Mic 2 Power Supply	Off

5.2 RCV Distortion and Noise - 400 Hz WB

TIA-5050 (2018-01) \ Measurements \ Wideband \ 5.2 Receive Distortion and Noise 2N

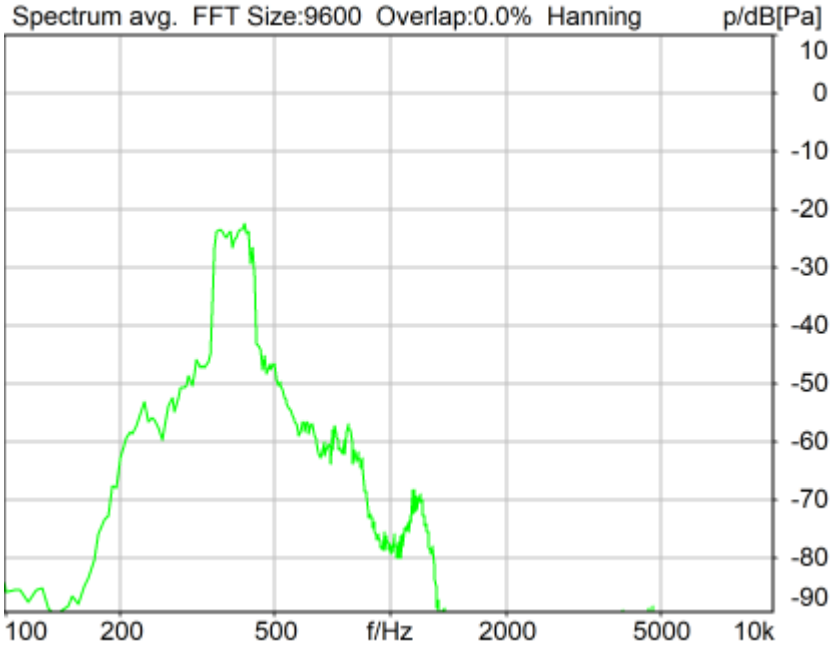

Distortion (Noise) RCV (packed): 26.92 dB (4.51%) Ok

Ok

2024/3/4 10:45 ACQUA 5.1.200
Unmodified HEAD acoustics Measurement Descriptor

Limits

	lower
Run 1	20.00 dB

Meas. Setting off

Underlying Standard: TIA-5050 (2018-01)
Database Version: 40_HAC_Suite_Rev03

Source: act_rpn_b250ms_400hz_sr20dbm0_v02.dat
Level adj. Ch1 -90.0 dB

Calibration
Input ch.2: 0.49 dB 2023/11/1 (HATS 1 (HMS II.3))
Output ch.2: 0.00 dB 2023/6/27 (Radio Tester 1 (CMW500))

Output Equalization/Filter
Mouth Eq. Ch.1: HATS 1 (HMS II.3)

Analysis

Direction	Out 2 -> In 2		
Range start	13550.00 ms	Range length	200.00 ms
Number of seq.	10	Sequence length	400.00 ms
Use FIR Filter	Ch2	FIR filter	drp2ff_ieee1652
DRP/ERP Ch.1:	Off	DRP/ERP Ch.2:	Off
Frequency base	Transformation		
FFT size	9600	Overlap	0 %
Window function.	Hanning	Smooth	Off
dB weighting	A Weighting		
Stimulus min.	320.0 Hz	Stimulus max.	480.0 Hz
Analysis min.	20.0 Hz	Analysis max.	315.0 Hz
Analysis (2) min.	485.0 Hz	Analysis (2) max.	20000.0 Hz

Special Features
Compensate delay 152.6000 ms (D_RCV_WB, Delay (Cross))
Store to variable RCVWB10_400Hz

labCORE Settings

labCORE Serial	77000207	Nickname	
Firmware	3.4.17	Sync Source	Internal
Clock Pitch	0.00 ppm		

---
labCORE Routing
Out Channel 1 -> Power Amp. (Slot 10) 1 -> HATS 1 (HMS II.3) Speaker
Out Channel 2 -> VoIP 1 -> Radio Tester 1 (CMW500) RF In/Out
In Channel 1 <- VoIP In/Out 1 <- Radio Tester 1 (CMW500) RF In/Out
In Channel 2 <- BEQ Filter 1 R <- Mic Amp. (Slot 6) In 2 <- HATS 1 (HMS II.3) Mic. Right
---
Microphone Settings (Mic Amp. (Slot 6))
Channel In 1 Settings

Range	114 dB[SPL] @ 12.5 mV/Pa	Highpass	20Hz
Polarisation Voltage	200V	Supply Voltage	±60V

Channel In 2 Settings

Range	114 dB[SPL] @ 12.5 mV/Pa	Highpass	20Hz
Polarisation Voltage	200V	Supply Voltage	±60V

Channel In 3 Settings

Range	114 dB[SPL] @ 12.5 mV/Pa	Highpass	Off
Polarisation Voltage	200V	Supply Voltage	±60V

Channel In 4 Settings

Range	114 dB[SPL] @ 12.5 mV/Pa	Highpass	Off
Polarisation Voltage	200V	Supply Voltage	±60V

VoIP Settings (VoIP)

RTP Connection	Streaming	SIP Connection	Unavailable
SIP Reg. State	Unregistered	Jitterbuffer Length	140
Jitter Buffer Reset	On Playback	Enabled Codec	AMR-WB/16000/1
Packet Length	20	Encoder Parameter	

;;octet-align=0;default-local-mode=8;request-remote-mode=off

FMTP Parameter	octet-align=1;;octet-align=0		
Impairment Mode	Off	Impairment Type	Off

BEQ Settings (BEQ Filter 1)

Block mode	Bypass

Artificial Head Settings (HATS 1 (HMS II.3))

Ser. Nr.	12306613	Pinna Type	Type 3.3

HIB Settings

HIB Name	60020095	Serial	60020095
HIB Mode	Mobile Measurement	Impedance	32 Ohm
Gain out 1	-40.00 dB	Gain out 2	0.00 dB
Gain in 1	0.00 dB	Gain in 2	0.00 dB
Mic 1 Power Supply	Off	Mic 2 Power Supply	Off

5.2 RCV Distortion and Noise - 500 Hz WB

TIA-5050 (2018-01) \ Measurements \ Wideband \ 5.2 Receive Distortion and Noise 2N

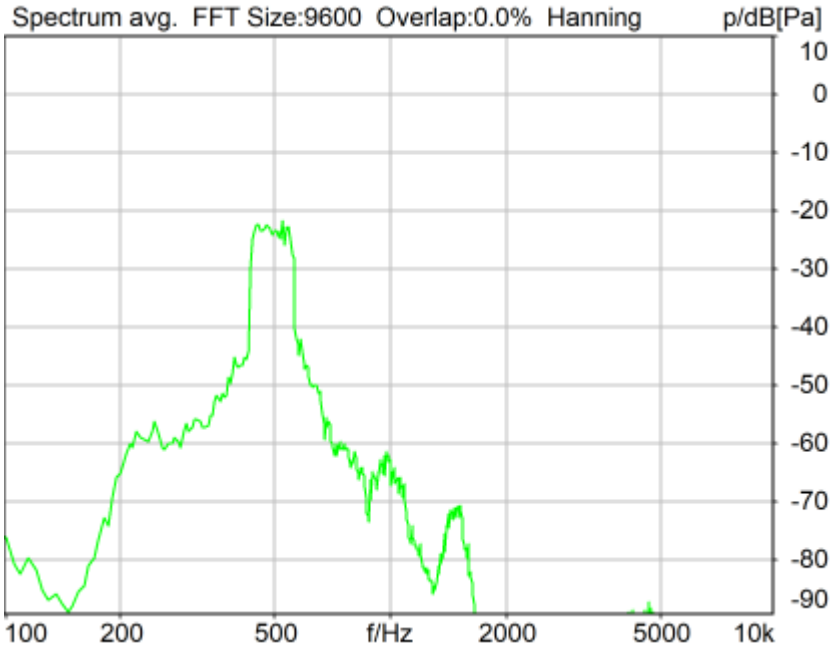

Distortion (Noise) RCV (packed): 27.68 dB (4.13%) Ok

Ok

2024/3/4 10:46 ACQUA 5.1.200
Unmodified HEAD acoustics Measurement Descriptor

Limits

	lower
Run 1	20.00 dB

Meas. Setting off

Underlying Standard: TIA-5050 (2018-01)
Database Version: 40_HAC_Suite_Rev03

Source: act_rpn_b250ms_500hz_sr20dbm0_v02.dat
Level adj. Ch1 -90.0 dB

Calibration
Input ch.2: 0.49 dB 2023/11/1 (HATS 1 (HMS II.3))
Output ch.2: 0.00 dB 2023/6/27 (Radio Tester 1 (CMW500))

Output Equalization/Filter
Mouth Eq. Ch.1: HATS 1 (HMS II.3)

Analysis

Direction	Out 2 -> In 2		
Range start	13550.00 ms	Range length	200.00 ms
Number of seq.	10	Sequence length	400.00 ms
Use FIR Filter	Ch2	FIR filter	drp2ff_ieee1652
DRP/ERP Ch.1:	Off	DRP/ERP Ch.2:	Off
Frequency base	Transformation		
FFT size	9600	Overlap	0 %
Window function.	Hanning	Smooth	Off
dB weighting	A Weighting		
Stimulus min.	410.0 Hz	Stimulus max.	595.0 Hz
Analysis min.	20.0 Hz	Analysis max.	405.0 Hz
Analysis (2) min.	600.0 Hz	Analysis (2) max.	20000.0 Hz

Special Features
Compensate delay 152.6000 ms (D_RCV_WB, Delay (Cross))
Store to variable RCVWB10_500Hz

labCORE Settings

labCORE Serial	77000207	Nickname	
Firmware	3.4.17	Sync Source	Internal
Clock Pitch	0.00 ppm		

---
labCORE Routing
Out Channel 1 -> Power Amp. (Slot 10) 1 -> HATS 1 (HMS II.3) Speaker
Out Channel 2 -> VoIP 1 -> Radio Tester 1 (CMW500) RF In/Out
In Channel 1 <- VoIP In/Out 1 <- Radio Tester 1 (CMW500) RF In/Out
In Channel 2 <- BEQ Filter 1 R <- Mic Amp. (Slot 6) In 2 <- HATS 1 (HMS II.3) Mic. Right
---
Microphone Settings (Mic Amp. (Slot 6))
Channel In 1 Settings

Range	114 dB[SPL] @ 12.5 mV/Pa	Highpass	20Hz
Polarisation Voltage	200V	Supply Voltage	±60V

Channel In 2 Settings

Range	114 dB[SPL] @ 12.5 mV/Pa	Highpass	20Hz
Polarisation Voltage	200V	Supply Voltage	±60V

Channel In 3 Settings

Range	114 dB[SPL] @ 12.5 mV/Pa	Highpass	Off
Polarisation Voltage	200V	Supply Voltage	±60V

Channel In 4 Settings

Range	114 dB[SPL] @ 12.5 mV/Pa	Highpass	Off
Polarisation Voltage	200V	Supply Voltage	±60V

VoIP Settings (VoIP)

RTP Connection	Streaming	SIP Connection	Unavailable
SIP Reg. State	Unregistered	Jitterbuffer Length	140
Jitter Buffer Reset	On Playback	Enabled Codec	AMR-WB/16000/1
Packet Length	20	Encoder Parameter	

;;octet-align=0;default-local-mode=8;request-remote-mode=off

FMTP Parameter	octet-align=1;;octet-align=0		
Impairment Mode	Off	Impairment Type	Off

BEQ Settings (BEQ Filter 1)

Block mode	Bypass

Artificial Head Settings (HATS 1 (HMS II.3))

Ser. Nr.	12306613	Pinna Type	Type 3.3

HIB Settings

HIB Name	60020095	Serial	60020095
HIB Mode	Mobile Measurement	Impedance	32 Ohm
Gain out 1	-40.00 dB	Gain out 2	0.00 dB
Gain in 1	0.00 dB	Gain in 2	0.00 dB
Mic 1 Power Supply	Off	Mic 2 Power Supply	Off

5.2 RCV Distortion and Noise - 630 Hz WB

TIA-5050 (2018-01) \ Measurements \ Wideband \ 5.2 Receive Distortion and Noise 2N

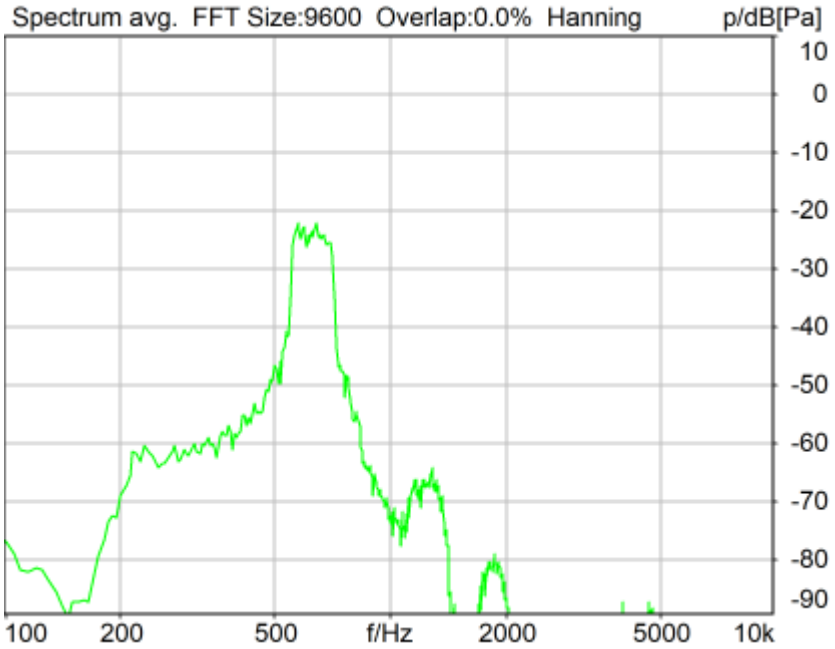

Distortion (Noise) RCV (packed): 27.88 dB (4.03%) Ok

Ok

2024/3/4 10:46 ACQUA 5.1.200
Unmodified HEAD acoustics Measurement Descriptor

Limits

	lower
Run 1	20.00 dB

Meas. Setting off

Underlying Standard: TIA-5050 (2018-01)
Database Version: 40_HAC_Suite_Rev03

Source: act_rpn_b250ms_630hz_sr20dbm0_v02.dat
Level adj. Ch1 -90.0 dB

Calibration
Input ch.2: 0.49 dB 2023/11/1 (HATS 1 (HMS II.3))
Output ch.2: 0.00 dB 2023/6/27 (Radio Tester 1 (CMW500))

Output Equalization/Filter
Mouth Eq. Ch.1: HATS 1 (HMS II.3)

Analysis

Direction	Out 2 -> In 2		
Range start	13550.00 ms	Range length	200.00 ms
Number of seq.	10	Sequence length	400.00 ms
Use FIR Filter	Ch2	FIR filter	drp2ff_ieee1652
DRP/ERP Ch.1:	Off	DRP/ERP Ch.2:	Off
Frequency base	Transformation		
FFT size	9600	Overlap	0 %
Window function.	Hanning	Smooth	Off
dB weighting	A Weighting		
Stimulus min.	525.0 Hz	Stimulus max.	745.0 Hz
Analysis min.	20.0 Hz	Analysis max.	520.0 Hz
Analysis (2) min.	750.0 Hz	Analysis (2) max.	20000.0 Hz

Special Features
Compensate delay 152.6000 ms (D_RCV_WB, Delay (Cross))
Store to variable RCVWB10_630Hz

labCORE Settings

labCORE Serial	77000207	Nickname	
Firmware	3.4.17	Sync Source	Internal
Clock Pitch	0.00 ppm		

---
labCORE Routing
Out Channel 1 -> Power Amp. (Slot 10) 1 -> HATS 1 (HMS II.3) Speaker
Out Channel 2 -> VoIP 1 -> Radio Tester 1 (CMW500) RF In/Out
In Channel 1 <- VoIP In/Out 1 <- Radio Tester 1 (CMW500) RF In/Out
In Channel 2 <- BEQ Filter 1 R <- Mic Amp. (Slot 6) In 2 <- HATS 1 (HMS II.3) Mic. Right
---
Microphone Settings (Mic Amp. (Slot 6))
Channel In 1 Settings

Range	114 dB[SPL] @ 12.5 mV/Pa	Highpass	20Hz
Polarisation Voltage	200V	Supply Voltage	±60V

Channel In 2 Settings

Range	114 dB[SPL] @ 12.5 mV/Pa	Highpass	20Hz
Polarisation Voltage	200V	Supply Voltage	±60V

Channel In 3 Settings

Range	114 dB[SPL] @ 12.5 mV/Pa	Highpass	Off
Polarisation Voltage	200V	Supply Voltage	±60V

Channel In 4 Settings

Range	114 dB[SPL] @ 12.5 mV/Pa	Highpass	Off
Polarisation Voltage	200V	Supply Voltage	±60V

VoIP Settings (VoIP)

RTP Connection	Streaming	SIP Connection	Unavailable
SIP Reg. State	Unregistered	Jitterbuffer Length	140
Jitter Buffer Reset	On Playback	Enabled Codec	AMR-WB/16000/1
Packet Length	20	Encoder Parameter	

;;octet-align=0;default-local-mode=8;request-remote-mode=off

FMTP Parameter	octet-align=1;;octet-align=0		
Impairment Mode	Off	Impairment Type	Off

BEQ Settings (BEQ Filter 1)

Block mode	Bypass

Artificial Head Settings (HATS 1 (HMS II.3))

Ser. Nr.	12306613	Pinna Type	Type 3.3

HIB Settings

HIB Name	60020095	Serial	60020095
HIB Mode	Mobile Measurement	Impedance	32 Ohm
Gain out 1	-40.00 dB	Gain out 2	0.00 dB
Gain in 1	0.00 dB	Gain in 2	0.00 dB
Mic 1 Power Supply	Off	Mic 2 Power Supply	Off

5.2 RCV Distortion and Noise - 800 Hz WB

TIA-5050 (2018-01) \ Measurements \ Wideband \ 5.2 Receive Distortion and Noise 2N

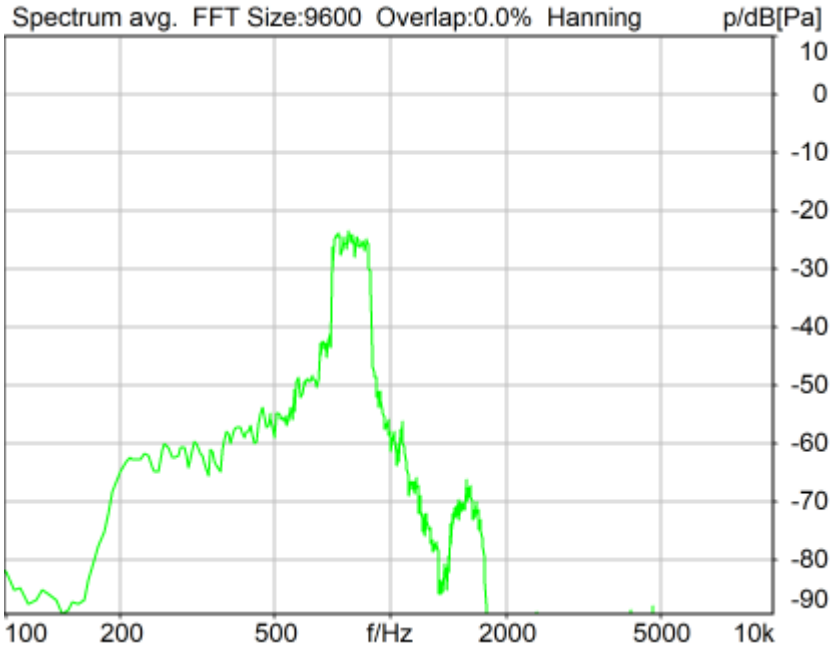

Distortion (Noise) RCV (packed): 24.98 dB (5.64%) Ok

Ok

2024/3/4 10:46 ACQUA 5.1.200
Unmodified HEAD acoustics Measurement Descriptor

Limits

	lower
Run 1	20.00 dB

Meas. Setting off

Underlying Standard: TIA-5050 (2018-01)
Database Version: 40_HAC_Suite_Rev03

Source: act_rpn_b250ms_800hz_sr20dbm0_v02.dat
Level adj. Ch1 -90.0 dB

Calibration
Input ch.2: 0.49 dB 2023/11/1 (HATS 1 (HMS II.3))
Output ch.2: 0.00 dB 2023/6/27 (Radio Tester 1 (CMW500))

Output Equalization/Filter
Mouth Eq. Ch.1: HATS 1 (HMS II.3)

Analysis

Direction	Out 2 -> In 2		
Range start	13550.00 ms	Range length	200.00 ms
Number of seq.	10	Sequence length	400.00 ms
Use FIR Filter	Ch2	FIR filter	drp2ff_ieee1652
DRP/ERP Ch.1:	Off	DRP/ERP Ch.2:	Off
Frequency base	Transformation		
FFT size	9600	Overlap	0 %
Window function.	Hanning	Smooth	Off
dB weighting	A Weighting		
Stimulus min.	675.0 Hz	Stimulus max.	925.0 Hz
Analysis min.	20.0 Hz	Analysis max.	670.0 Hz
Analysis (2) min.	930.0 Hz	Analysis (2) max.	20000.0 Hz

Special Features
Compensate delay 152.6000 ms (D_RCV_WB, Delay (Cross))
Store to variable RCVWB10_800Hz

labCORE Settings

labCORE Serial	77000207	Nickname	
Firmware	3.4.17	Sync Source	Internal
Clock Pitch	0.00 ppm		

---
labCORE Routing
Out Channel 1 -> Power Amp. (Slot 10) 1 -> HATS 1 (HMS II.3) Speaker
Out Channel 2 -> VoIP 1 -> Radio Tester 1 (CMW500) RF In/Out
In Channel 1 <- VoIP In/Out 1 <- Radio Tester 1 (CMW500) RF In/Out
In Channel 2 <- BEQ Filter 1 R <- Mic Amp. (Slot 6) In 2 <- HATS 1 (HMS II.3) Mic. Right
---
Microphone Settings (Mic Amp. (Slot 6))
Channel In 1 Settings

Range	114 dB[SPL] @ 12.5 mV/Pa	Highpass	20Hz
Polarisation Voltage	200V	Supply Voltage	±60V

Channel In 2 Settings

Range	114 dB[SPL] @ 12.5 mV/Pa	Highpass	20Hz
Polarisation Voltage	200V	Supply Voltage	±60V

Channel In 3 Settings

Range	114 dB[SPL] @ 12.5 mV/Pa	Highpass	Off
Polarisation Voltage	200V	Supply Voltage	±60V

Channel In 4 Settings

Range	114 dB[SPL] @ 12.5 mV/Pa	Highpass	Off
Polarisation Voltage	200V	Supply Voltage	±60V

VoIP Settings (VoIP)

RTP Connection	Streaming	SIP Connection	Unavailable
SIP Reg. State	Unregistered	Jitterbuffer Length	140
Jitter Buffer Reset	On Playback	Enabled Codec	AMR-WB/16000/1
Packet Length	20	Encoder Parameter	

;;octet-align=0;default-local-mode=8;request-remote-mode=off

FMTP Parameter	octet-align=1;;octet-align=0		
Impairment Mode	Off	Impairment Type	Off

BEQ Settings (BEQ Filter 1)

Block mode	Bypass

Artificial Head Settings (HATS 1 (HMS II.3))

Ser. Nr.	12306613	Pinna Type	Type 3.3

HIB Settings

HIB Name	60020095	Serial	60020095
HIB Mode	Mobile Measurement	Impedance	32 Ohm
Gain out 1	-40.00 dB	Gain out 2	0.00 dB
Gain in 1	0.00 dB	Gain in 2	0.00 dB
Mic 1 Power Supply	Off	Mic 2 Power Supply	Off

5.2 RCV Distortion and Noise - 1000 Hz WB

TIA-5050 (2018-01) \ Measurements \ Wideband \ 5.2 Receive Distortion and Noise 2N

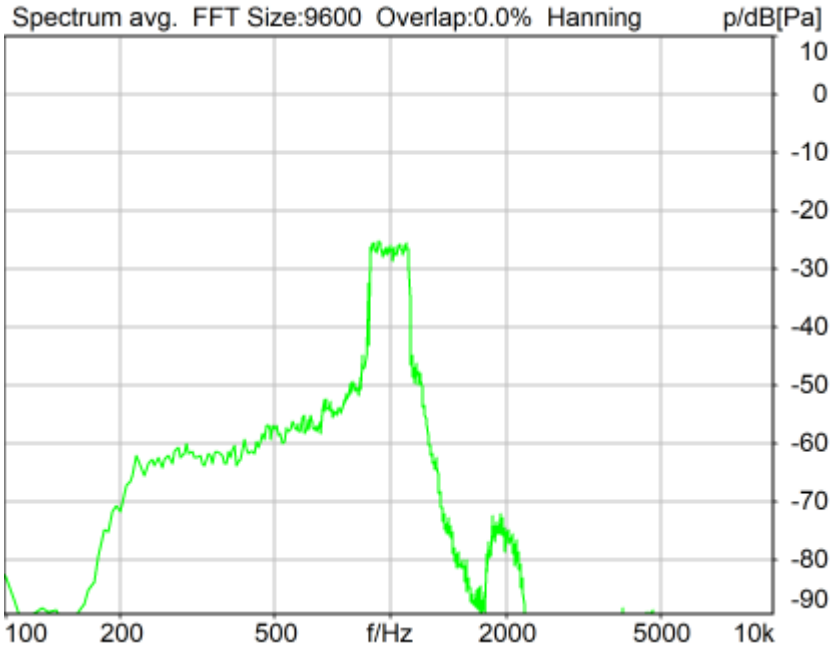

Distortion (Noise) RCV (packed): 23.70 dB (6.53%) Ok

Ok

2024/3/4 10:47 ACQUA 5.1.200
Unmodified HEAD acoustics Measurement Descriptor

Limits

	lower
Run 1	20.00 dB

Meas. Setting off

Underlying Standard: TIA-5050 (2018-01)
Database Version: 40_HAC_Suite_Rev03

Source: act_rpn_b250ms_1000hz_sr20dbm0_v02.dat
Level adj. Ch1 -90.0 dB

Calibration
Input ch.2: 0.49 dB 2023/11/1 (HATS 1 (HMS II.3))
Output ch.2: 0.00 dB 2023/6/27 (Radio Tester 1 (CMW500))

Output Equalization/Filter
Mouth Eq. Ch.1: HATS 1 (HMS II.3)

Analysis

Direction	Out 2 -> In 2		
Range start	13550.00 ms	Range length	200.00 ms
Number of seq.	10	Sequence length	400.00 ms
Use FIR Filter	Ch2	FIR filter	drp2ff_ieee1652
DRP/ERP Ch.1:	Off	DRP/ERP Ch.2:	Off
Frequency base	Transformation		
FFT size	9600	Overlap	0 %
Window function.	Hanning	Smooth	Off
dB weighting	A Weighting		
Stimulus min.	855.0 Hz	Stimulus max.	1155.0 Hz
Analysis min.	20.0 Hz	Analysis max.	850.0 Hz
Analysis (2) min.	1160.0 Hz	Analysis (2) max.	20000.0 Hz

Special Features
Compensate delay 152.6000 ms (D_RCV_WB, Delay (Cross))
Store to variable RCVWB10_1000Hz

labCORE Settings

labCORE Serial	77000207	Nickname	
Firmware	3.4.17	Sync Source	Internal
Clock Pitch	0.00 ppm		

---
labCORE Routing
Out Channel 1 -> Power Amp. (Slot 10) 1 -> HATS 1 (HMS II.3) Speaker
Out Channel 2 -> VoIP 1 -> Radio Tester 1 (CMW500) RF In/Out
In Channel 1 <- VoIP In/Out 1 <- Radio Tester 1 (CMW500) RF In/Out
In Channel 2 <- BEQ Filter 1 R <- Mic Amp. (Slot 6) In 2 <- HATS 1 (HMS II.3) Mic. Right
---
Microphone Settings (Mic Amp. (Slot 6))
Channel In 1 Settings

Range	114 dB[SPL] @ 12.5 mV/Pa	Highpass	20Hz
Polarisation Voltage	200V	Supply Voltage	±60V

Channel In 2 Settings

Range	114 dB[SPL] @ 12.5 mV/Pa	Highpass	20Hz
Polarisation Voltage	200V	Supply Voltage	±60V

Channel In 3 Settings

Range	114 dB[SPL] @ 12.5 mV/Pa	Highpass	Off
Polarisation Voltage	200V	Supply Voltage	±60V

Channel In 4 Settings

Range	114 dB[SPL] @ 12.5 mV/Pa	Highpass	Off
Polarisation Voltage	200V	Supply Voltage	±60V

VoIP Settings (VoIP)

RTP Connection	Streaming	SIP Connection	Unavailable
SIP Reg. State	Unregistered	Jitterbuffer Length	140
Jitter Buffer Reset	On Playback	Enabled Codec	AMR-WB/16000/1
Packet Length	20	Encoder Parameter	

;;octet-align=0;default-local-mode=8;request-remote-mode=off

FMTP Parameter	octet-align=1;;octet-align=0		
Impairment Mode	Off	Impairment Type	Off

BEQ Settings (BEQ Filter 1)

Block mode	Bypass

Artificial Head Settings (HATS 1 (HMS II.3))

Ser. Nr.	12306613	Pinna Type	Type 3.3

HIB Settings

HIB Name	60020095	Serial	60020095
HIB Mode	Mobile Measurement	Impedance	32 Ohm
Gain out 1	-40.00 dB	Gain out 2	0.00 dB
Gain in 1	0.00 dB	Gain in 2	0.00 dB
Mic 1 Power Supply	Off	Mic 2 Power Supply	Off

5.2 RCV Distortion and Noise - 1250 Hz WB

TIA-5050 (2018-01) \ Measurements \ Wideband \ 5.2 Receive Distortion and Noise 2N

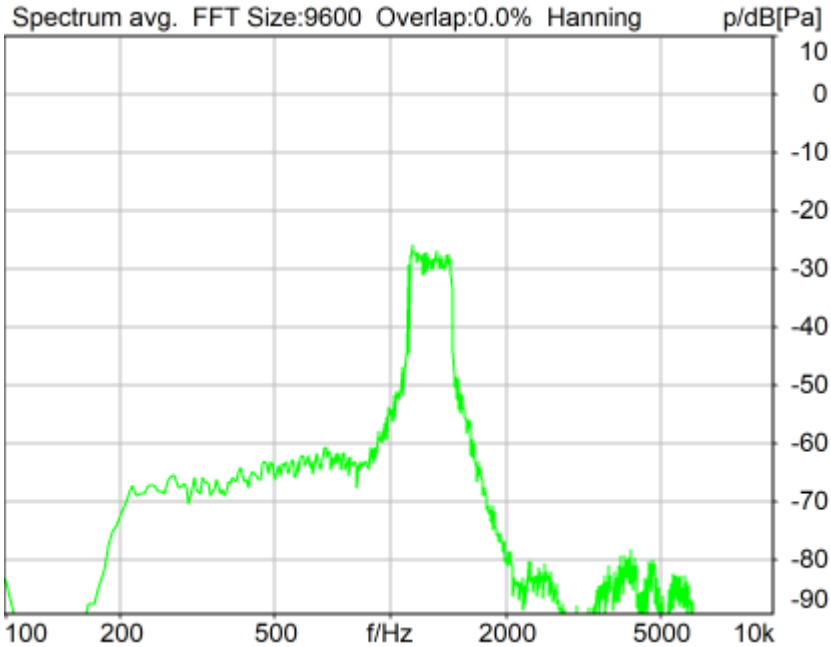

Distortion (Noise) RCV (packed): 23.38 dB (6.78%) Ok

Ok

2024/3/4 10:47 ACQUA 5.1.200
Unmodified HEAD acoustics Measurement Descriptor

Limits

	lower
Run 1	20.00 dB

Meas. Setting off

Underlying Standard: TIA-5050 (2018-01)
Database Version: 40_HAC_Suite_Rev03

Source: act_rpn_b250ms_1250hz_sr20dbm0_v02.dat
Level adj. Ch1 -90.0 dB

Calibration
Input ch.2: 0.49 dB 2023/11/1 (HATS 1 (HMS II.3))
Output ch.2: 0.00 dB 2023/6/27 (Radio Tester 1 (CMW500))

Output Equalization/Filter
Mouth Eq. Ch.1: HATS 1 (HMS II.3)

Analysis

Direction	Out 2 -> In 2		
Range start	13550.00 ms	Range length	200.00 ms
Number of seq.	10	Sequence length	400.00 ms
Use FIR Filter	Ch2	FIR filter	drp2ff_ieee1652
DRP/ERP Ch.1:	Off	DRP/ERP Ch.2:	Off
Frequency base	Transformation		
FFT size	9600	Overlap	0 %
Window function.	Hanning	Smooth	Off
dB weighting	A Weighting		
Stimulus min.	1085.0 Hz	Stimulus max.	1450.0 Hz
Analysis min.	20.0 Hz	Analysis max.	1080.0 Hz
Analysis (2) min.	1455.0 Hz	Analysis (2) max.	20000.0 Hz

Special Features
Compensate delay 152.6000 ms (D_RCV_WB, Delay (Cross))
Store to variable RCVWB10_1250Hz

labCORE Settings

labCORE Serial	77000207	Nickname	
Firmware	3.4.17	Sync Source	Internal
Clock Pitch	0.00 ppm		

---
labCORE Routing
Out Channel 1 -> Power Amp. (Slot 10) 1 -> HATS 1 (HMS II.3) Speaker
Out Channel 2 -> VoIP 1 -> Radio Tester 1 (CMW500) RF In/Out
In Channel 1 <- VoIP In/Out 1 <- Radio Tester 1 (CMW500) RF In/Out
In Channel 2 <- BEQ Filter 1 R <- Mic Amp. (Slot 6) In 2 <- HATS 1 (HMS II.3) Mic. Right
---
Microphone Settings (Mic Amp. (Slot 6))
Channel In 1 Settings

Range	114 dB[SPL] @ 12.5 mV/Pa	Highpass	20Hz
Polarisation Voltage	200V	Supply Voltage	±60V

Channel In 2 Settings

Range	114 dB[SPL] @ 12.5 mV/Pa	Highpass	20Hz
Polarisation Voltage	200V	Supply Voltage	±60V

Channel In 3 Settings

Range	114 dB[SPL] @ 12.5 mV/Pa	Highpass	Off
Polarisation Voltage	200V	Supply Voltage	±60V

Channel In 4 Settings

Range	114 dB[SPL] @ 12.5 mV/Pa	Highpass	Off
Polarisation Voltage	200V	Supply Voltage	±60V

VoIP Settings (VoIP)

RTP Connection	Streaming	SIP Connection	Unavailable
SIP Reg. State	Unregistered	Jitterbuffer Length	140
Jitter Buffer Reset	On Playback	Enabled Codec	AMR-WB/16000/1
Packet Length	20	Encoder Parameter	

;;octet-align=0;default-local-mode=8;request-remote-mode=off

FMTP Parameter	octet-align=1;;octet-align=0		
Impairment Mode	Off	Impairment Type	Off

BEQ Settings (BEQ Filter 1)

Block mode	Bypass

Artificial Head Settings (HATS 1 (HMS II.3))

Ser. Nr.	12306613	Pinna Type	Type 3.3

HIB Settings

HIB Name	60020095	Serial	60020095
HIB Mode	Mobile Measurement	Impedance	32 Ohm
Gain out 1	-40.00 dB	Gain out 2	0.00 dB
Gain in 1	0.00 dB	Gain in 2	0.00 dB
Mic 1 Power Supply	Off	Mic 2 Power Supply	Off

5.2 RCV Distortion and Noise - 1600 Hz WB

TIA-5050 (2018-01) \ Measurements \ Wideband \ 5.2 Receive Distortion and Noise 2N

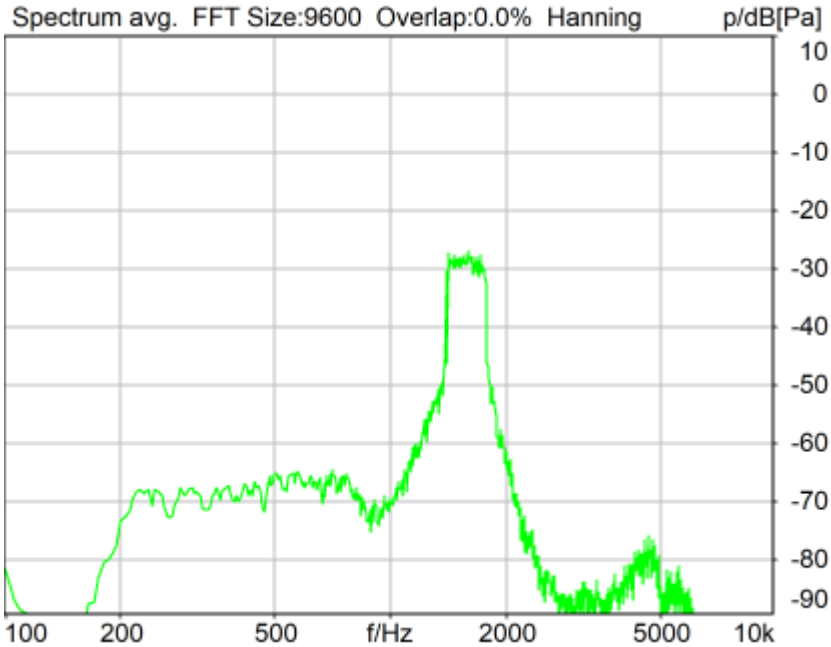

Distortion (Noise) RCV (packed): 24.50 dB (5.96%) Ok

Ok

2024/3/4 10:48 ACQUA 5.1.200
Unmodified HEAD acoustics Measurement Descriptor

Limits

	lower
Run 1	20.00 dB

Meas. Setting off

Underlying Standard: TIA-5050 (2018-01)
Database Version: 40_HAC_Suite_Rev03

Source: act_rpn_b250ms_1600hz_sr20dbm0_v02.dat
Level adj. Ch1 -90.0 dB

Calibration
Input ch.2: 0.49 dB 2023/11/1 (HATS 1 (HMS II.3))
Output ch.2: 0.00 dB 2023/6/27 (Radio Tester 1 (CMW500))

Output Equalization/Filter
Mouth Eq. Ch.1: HATS 1 (HMS II.3)

Analysis

Direction	Out 2 -> In 2		
Range start	13550.00 ms	Range length	200.00 ms
Number of seq.	10	Sequence length	400.00 ms
Use FIR Filter	Ch2	FIR filter	drp2ff_ieee1652
DRP/ERP Ch.1:	Off	DRP/ERP Ch.2:	Off
Frequency base	Transformation		
FFT size	9600	Overlap	0 %
Window function.	Hanning	Smooth	Off
dB weighting	A Weighting		
Stimulus min.	1375.0 Hz	Stimulus max.	1815.0 Hz
Analysis min.	20.0 Hz	Analysis max.	1370.0 Hz
Analysis (2) min.	1820.0 Hz	Analysis (2) max.	20000.0 Hz

Special Features
Compensate delay 152.6000 ms (D_RCV_WB, Delay (Cross))
Store to variable RCVWB10_1600Hz

labCORE Settings

labCORE Serial	77000207	Nickname	
Firmware	3.4.17	Sync Source	Internal
Clock Pitch	0.00 ppm		

---
labCORE Routing
Out Channel 1 -> Power Amp. (Slot 10) 1 -> HATS 1 (HMS II.3) Speaker
Out Channel 2 -> VoIP 1 -> Radio Tester 1 (CMW500) RF In/Out
In Channel 1 <- VoIP In/Out 1 <- Radio Tester 1 (CMW500) RF In/Out
In Channel 2 <- BEQ Filter 1 R <- Mic Amp. (Slot 6) In 2 <- HATS 1 (HMS II.3) Mic. Right
---
Microphone Settings (Mic Amp. (Slot 6))
Channel In 1 Settings

Range	114 dB[SPL] @ 12.5 mV/Pa	Highpass	20Hz
Polarisation Voltage	200V	Supply Voltage	±60V

Channel In 2 Settings

Range	114 dB[SPL] @ 12.5 mV/Pa	Highpass	20Hz
Polarisation Voltage	200V	Supply Voltage	±60V

Channel In 3 Settings

Range	114 dB[SPL] @ 12.5 mV/Pa	Highpass	Off
Polarisation Voltage	200V	Supply Voltage	±60V

Channel In 4 Settings

Range	114 dB[SPL] @ 12.5 mV/Pa	Highpass	Off
Polarisation Voltage	200V	Supply Voltage	±60V

VoIP Settings (VoIP)

RTP Connection	Streaming	SIP Connection	Unavailable
SIP Reg. State	Unregistered	Jitterbuffer Length	140
Jitter Buffer Reset	On Playback	Enabled Codec	AMR-WB/16000/1
Packet Length	20	Encoder Parameter	

;;octet-align=0;default-local-mode=8;request-remote-mode=off

FMTP Parameter	octet-align=1;;octet-align=0		
Impairment Mode	Off	Impairment Type	Off

BEQ Settings (BEQ Filter 1)

Block mode	Bypass

Artificial Head Settings (HATS 1 (HMS II.3))

Ser. Nr.	12306613	Pinna Type	Type 3.3

HIB Settings

HIB Name	60020095	Serial	60020095
HIB Mode	Mobile Measurement	Impedance	32 Ohm
Gain out 1	-40.00 dB	Gain out 2	0.00 dB
Gain in 1	0.00 dB	Gain in 2	0.00 dB
Mic 1 Power Supply	Off	Mic 2 Power Supply	Off

5.2 RCV Distortion and Noise - 2000 Hz WB

TIA-5050 (2018-01) \ Measurements \ Wideband \ 5.2 Receive Distortion and Noise 2N

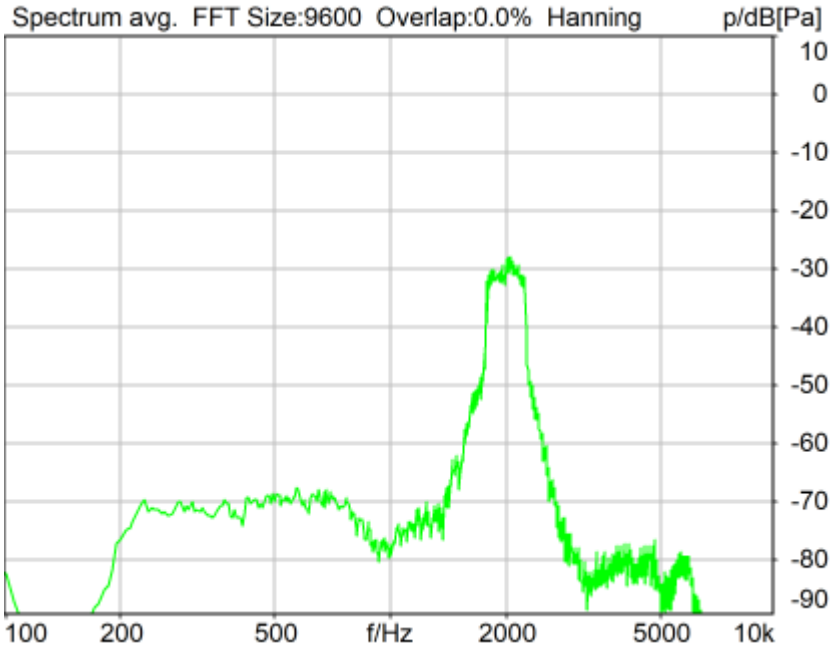

Distortion (Noise) RCV (packed): 21.39 dB (8.52%) Ok

Ok

2024/3/4 10:48 ACQUA 5.1.200
Unmodified HEAD acoustics Measurement Descriptor

Limits

	lower
Run 1	20.00 dB

Meas. Setting off

Underlying Standard: TIA-5050 (2018-01)
Database Version: 40_HAC_Suite_Rev03

Source: act_rpn_b250ms_2000hz_sr20dbm0_v02.dat
Level adj. Ch1 -90.0 dB

Calibration
Input ch.2: 0.49 dB 2023/11/1 (HATS 1 (HMS II.3))
Output ch.2: 0.00 dB 2023/6/27 (Radio Tester 1 (CMW500))

Output Equalization/Filter
Mouth Eq. Ch.1: HATS 1 (HMS II.3)

Analysis

Direction	Out 2 -> In 2		
Range start	13550.00 ms	Range length	200.00 ms
Number of seq.	10	Sequence length	400.00 ms
Use FIR Filter	Ch2	FIR filter	drp2ff_ieee1652
DRP/ERP Ch.1:	Off	DRP/ERP Ch.2:	Off
Frequency base	Transformation		
FFT size	9600	Overlap	0 %
Window function.	Hanning	Smooth	Off
dB weighting	A Weighting		
Stimulus min.	1745.0 Hz	Stimulus max.	2275.0 Hz
Analysis min.	20.0 Hz	Analysis max.	1740.0 Hz
Analysis (2) min.	2280.0 Hz	Analysis (2) max.	20000.0 Hz

Special Features
Compensate delay 152.6000 ms (D_RCV_WB, Delay (Cross))
Store to variable RCVWB10_2000Hz

labCORE Settings

labCORE Serial	77000207	Nickname	
Firmware	3.4.17	Sync Source	Internal
Clock Pitch	0.00 ppm		

---
labCORE Routing
Out Channel 1 -> Power Amp. (Slot 10) 1 -> HATS 1 (HMS II.3) Speaker
Out Channel 2 -> VoIP 1 -> Radio Tester 1 (CMW500) RF In/Out
In Channel 1 <- VoIP In/Out 1 <- Radio Tester 1 (CMW500) RF In/Out
In Channel 2 <- BEQ Filter 1 R <- Mic Amp. (Slot 6) In 2 <- HATS 1 (HMS II.3) Mic. Right
---
Microphone Settings (Mic Amp. (Slot 6))
Channel In 1 Settings

Range	114 dB[SPL] @ 12.5 mV/Pa	Highpass	20Hz
Polarisation Voltage	200V	Supply Voltage	±60V

Channel In 2 Settings

Range	114 dB[SPL] @ 12.5 mV/Pa	Highpass	20Hz
Polarisation Voltage	200V	Supply Voltage	±60V

Channel In 3 Settings

Range	114 dB[SPL] @ 12.5 mV/Pa	Highpass	Off
Polarisation Voltage	200V	Supply Voltage	±60V

Channel In 4 Settings

Range	114 dB[SPL] @ 12.5 mV/Pa	Highpass	Off
Polarisation Voltage	200V	Supply Voltage	±60V

VoIP Settings (VoIP)

RTP Connection	Streaming	SIP Connection	Unavailable
SIP Reg. State	Unregistered	Jitterbuffer Length	140
Jitter Buffer Reset	On Playback	Enabled Codec	AMR-WB/16000/1
Packet Length	20	Encoder Parameter	

;;octet-align=0;default-local-mode=8;request-remote-mode=off

FMTP Parameter	octet-align=1;;octet-align=0		
Impairment Mode	Off	Impairment Type	Off

BEQ Settings (BEQ Filter 1)

Block mode	Bypass

Artificial Head Settings (HATS 1 (HMS II.3))

Ser. Nr.	12306613	Pinna Type	Type 3.3

HIB Settings

HIB Name	60020095	Serial	60020095
HIB Mode	Mobile Measurement	Impedance	32 Ohm
Gain out 1	-40.00 dB	Gain out 2	0.00 dB
Gain in 1	0.00 dB	Gain in 2	0.00 dB
Mic 1 Power Supply	Off	Mic 2 Power Supply	Off

5.2 RCV Distortion and Noise - 2500 Hz WB

TIA-5050 (2018-01) \ Measurements \ Wideband \ 5.2 Receive Distortion and Noise 2N

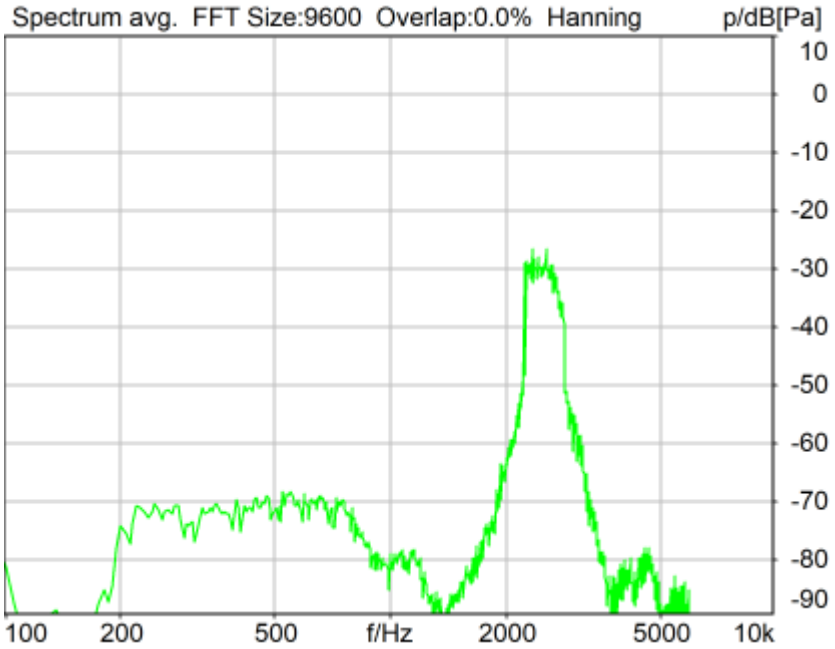

Distortion (Noise) RCV (packed): 24.83 dB (5.73%) Ok

Ok

2024/3/4 10:48 ACQUA 5.1.200
Unmodified HEAD acoustics Measurement Descriptor

Limits

	lower
Run 1	20.00 dB

Meas. Setting off

Underlying Standard: TIA-5050 (2018-01)
Database Version: 40_HAC_Suite_Rev03

Source: act_rpn_b250ms_2500hz_sr20dbm0_v02.dat
Level adj. Ch1 -90.0 dB

Calibration
Input ch.2: 0.49 dB 2023/11/1 (HATS 1 (HMS II.3))
Output ch.2: 0.00 dB 2023/6/27 (Radio Tester 1 (CMW500))

Output Equalization/Filter
Mouth Eq. Ch.1: HATS 1 (HMS II.3)

Analysis

Direction	Out 2 -> In 2		
Range start	13550.00 ms	Range length	200.00 ms
Number of seq.	10	Sequence length	400.00 ms
Use FIR Filter	Ch2	FIR filter	drp2ff_ieee1652
DRP/ERP Ch.1:	Off	DRP/ERP Ch.2:	Off
Frequency base	Transformation		
FFT size	9600	Overlap	0 %
Window function.	Hanning	Smooth	Off
dB weighting	A Weighting		
Stimulus min.	2205.0 Hz	Stimulus max.	2855.0 Hz
Analysis min.	20.0 Hz	Analysis max.	2200.0 Hz
Analysis (2) min.	2860.0 Hz	Analysis (2) max.	20000.0 Hz

Special Features
Compensate delay 152.6000 ms (D_RCV_WB, Delay (Cross))
Store to variable RCVWB10_2500Hz

labCORE Settings

labCORE Serial	77000207	Nickname	
Firmware	3.4.17	Sync Source	Internal
Clock Pitch	0.00 ppm		

---
labCORE Routing
Out Channel 1 -> Power Amp. (Slot 10) 1 -> HATS 1 (HMS II.3) Speaker
Out Channel 2 -> VoIP 1 -> Radio Tester 1 (CMW500) RF In/Out
In Channel 1 <- VoIP In/Out 1 <- Radio Tester 1 (CMW500) RF In/Out
In Channel 2 <- BEQ Filter 1 R <- Mic Amp. (Slot 6) In 2 <- HATS 1 (HMS II.3) Mic. Right
---
Microphone Settings (Mic Amp. (Slot 6))
Channel In 1 Settings

Range	114 dB[SPL] @ 12.5 mV/Pa	Highpass	20Hz
Polarisation Voltage	200V	Supply Voltage	±60V

Channel In 2 Settings

Range	114 dB[SPL] @ 12.5 mV/Pa	Highpass	20Hz
Polarisation Voltage	200V	Supply Voltage	±60V

Channel In 3 Settings

Range	114 dB[SPL] @ 12.5 mV/Pa	Highpass	Off
Polarisation Voltage	200V	Supply Voltage	±60V

Channel In 4 Settings

Range	114 dB[SPL] @ 12.5 mV/Pa	Highpass	Off
Polarisation Voltage	200V	Supply Voltage	±60V

VoIP Settings (VoIP)

RTP Connection	Streaming	SIP Connection	Unavailable
SIP Reg. State	Unregistered	Jitterbuffer Length	140
Jitter Buffer Reset	On Playback	Enabled Codec	AMR-WB/16000/1
Packet Length	20	Encoder Parameter	

;;octet-align=0;default-local-mode=8;request-remote-mode=off

FMTP Parameter	octet-align=1;;octet-align=0		
Impairment Mode	Off	Impairment Type	Off

BEQ Settings (BEQ Filter 1)

Block mode	Bypass

Artificial Head Settings (HATS 1 (HMS II.3))

Ser. Nr.	12306613	Pinna Type	Type 3.3

HIB Settings

HIB Name	60020095	Serial	60020095
HIB Mode	Mobile Measurement	Impedance	32 Ohm
Gain out 1	-40.00 dB	Gain out 2	0.00 dB
Gain in 1	0.00 dB	Gain in 2	0.00 dB
Mic 1 Power Supply	Off	Mic 2 Power Supply	Off

5.2 RCV Distortion and Noise - 3150 Hz WB

TIA-5050 (2018-01) \ Measurements \ Wideband \ 5.2 Receive Distortion and Noise 2N

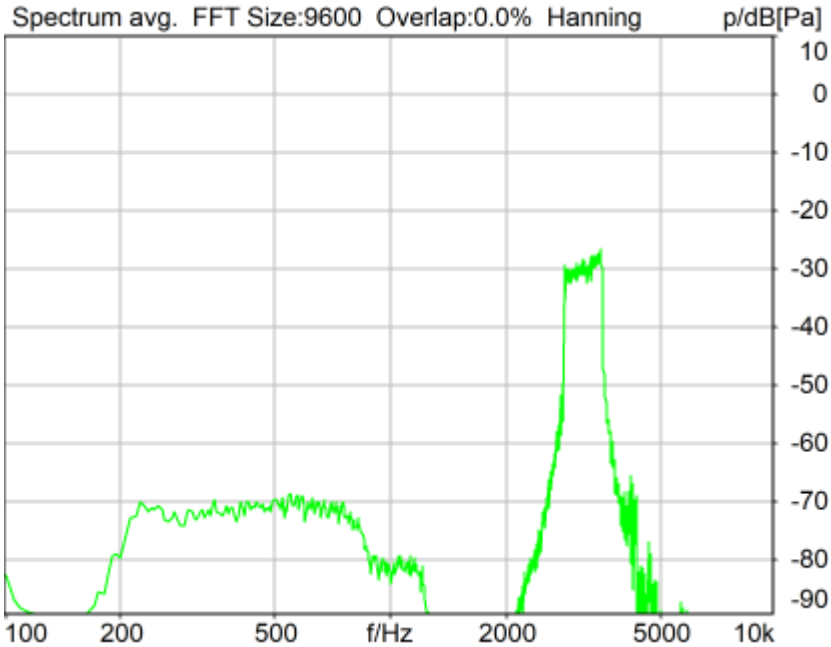

Distortion (Noise) RCV (packed): 28.41 dB (3.80%) Ok

Ok

2024/3/4 10:49 ACQUA 5.1.200
Unmodified HEAD acoustics Measurement Descriptor

Limits

	lower
Run 1	20.00 dB

Meas. Setting off

Underlying Standard: TIA-5050 (2018-01)
Database Version: 40_HAC_Suite_Rev03

Source: act_rpn_b250ms_3150hz_sr20dbm0_v02.dat
Level adj. Ch1 -90.0 dB

Calibration
Input ch.2: 0.49 dB 2023/11/1 (HATS 1 (HMS II.3))
Output ch.2: 0.00 dB 2023/6/27 (Radio Tester 1 (CMW500))

Output Equalization/Filter
Mouth Eq. Ch.1: HATS 1 (HMS II.3)

Analysis

Direction	Out 2 -> In 2		
Range start	13550.00 ms	Range length	200.00 ms
Number of seq.	10	Sequence length	400.00 ms
Use FIR Filter	Ch2	FIR filter	drp2ff_ieee1652
DRP/ERP Ch.1:	Off	DRP/ERP Ch.2:	Off
Frequency base	Transformation		
FFT size	9600	Overlap	0 %
Window function.	Hanning	Smooth	Off
dB weighting	A Weighting		
Stimulus min.	2785.0 Hz	Stimulus max.	3585.0 Hz
Analysis min.	20.0 Hz	Analysis max.	2780.0 Hz
Analysis (2) min.	3590.0 Hz	Analysis (2) max.	20000.0 Hz

Special Features
Compensate delay 152.6000 ms (D_RCV_WB, Delay (Cross))
Store to variable RCVWB10_3150Hz

labCORE Settings

labCORE Serial	77000207	Nickname	
Firmware	3.4.17	Sync Source	Internal
Clock Pitch	0.00 ppm		

---
labCORE Routing
Out Channel 1 -> Power Amp. (Slot 10) 1 -> HATS 1 (HMS II.3) Speaker
Out Channel 2 -> VoIP 1 -> Radio Tester 1 (CMW500) RF In/Out
In Channel 1 <- VoIP In/Out 1 <- Radio Tester 1 (CMW500) RF In/Out
In Channel 2 <- BEQ Filter 1 R <- Mic Amp. (Slot 6) In 2 <- HATS 1 (HMS II.3) Mic. Right
---
Microphone Settings (Mic Amp. (Slot 6))
Channel In 1 Settings

Range	114 dB[SPL] @ 12.5 mV/Pa	Highpass	20Hz
Polarisation Voltage	200V	Supply Voltage	±60V

Channel In 2 Settings

Range	114 dB[SPL] @ 12.5 mV/Pa	Highpass	20Hz
Polarisation Voltage	200V	Supply Voltage	±60V

Channel In 3 Settings

Range	114 dB[SPL] @ 12.5 mV/Pa	Highpass	Off
Polarisation Voltage	200V	Supply Voltage	±60V

Channel In 4 Settings

Range	114 dB[SPL] @ 12.5 mV/Pa	Highpass	Off
Polarisation Voltage	200V	Supply Voltage	±60V

VoIP Settings (VoIP)

RTP Connection	Streaming	SIP Connection	Unavailable
SIP Reg. State	Unregistered	Jitterbuffer Length	140
Jitter Buffer Reset	On Playback	Enabled Codec	AMR-WB/16000/1
Packet Length	20	Encoder Parameter	

;;octet-align=0;default-local-mode=8;request-remote-mode=off

FMTP Parameter	octet-align=1;;octet-align=0		
Impairment Mode	Off	Impairment Type	Off

BEQ Settings (BEQ Filter 1)

Block mode	Bypass

Artificial Head Settings (HATS 1 (HMS II.3))

Ser. Nr.	12306613	Pinna Type	Type 3.3

HIB Settings

HIB Name	60020095	Serial	60020095
HIB Mode	Mobile Measurement	Impedance	32 Ohm
Gain out 1	-40.00 dB	Gain out 2	0.00 dB
Gain in 1	0.00 dB	Gain in 2	0.00 dB
Mic 1 Power Supply	Off	Mic 2 Power Supply	Off

5.2 RCV Distortion and Noise - 4000 Hz WB

TIA-5050 (2018-01) \ Measurements \ Wideband \ 5.2 Receive Distortion and Noise 2N

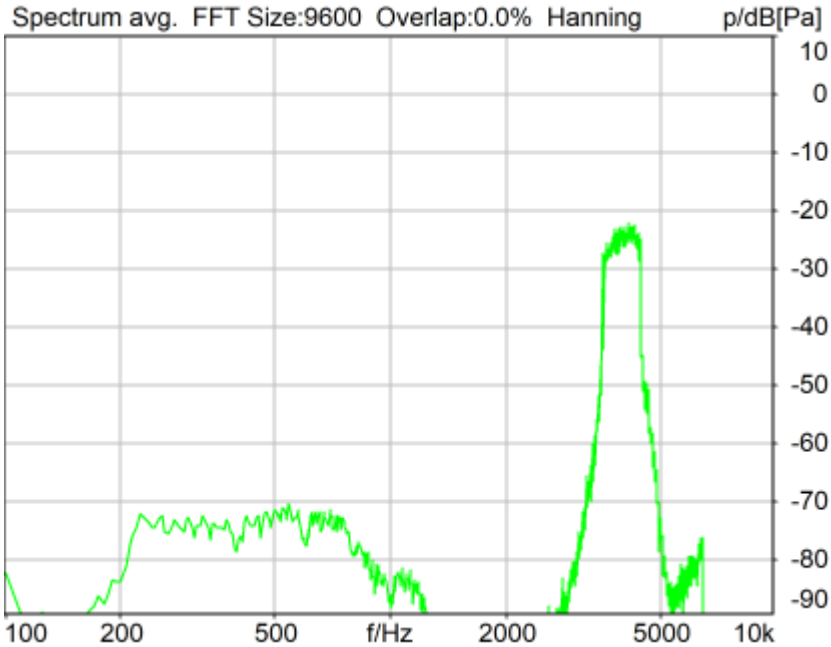

Distortion (Noise) RCV (packed): 30.05 dB (3.14%) Ok

Ok

2024/3/4 10:49 ACQUA 5.1.200
Unmodified HEAD acoustics Measurement Descriptor

Limits

	lower
Run 1	20.00 dB

Meas. Setting off

Underlying Standard: TIA-5050 (2018-01)
Database Version: 40_HAC_Suite_Rev03

Source: act_rpn_b250ms_4000hz_sr20dbm0_v02.dat
Level adj. Ch1 -90.0 dB

Calibration
Input ch.2: 0.49 dB 2023/11/1 (HATS 1 (HMS II.3))
Output ch.2: 0.00 dB 2023/6/27 (Radio Tester 1 (CMW500))

Output Equalization/Filter
Mouth Eq. Ch.1: HATS 1 (HMS II.3)

Analysis

Direction	Out 2 -> In 2		
Range start	13550.00 ms	Range length	200.00 ms
Number of seq.	10	Sequence length	400.00 ms
Use FIR Filter	Ch2	FIR filter	drp2ff_ieee1652
DRP/ERP Ch.1:	Off	DRP/ERP Ch.2:	Off
Frequency base	Transformation		
FFT size	9600	Overlap	0 %
Window function.	Hanning	Smooth	Off
dB weighting	A Weighting		
Stimulus min.	3515.0 Hz	Stimulus max.	4500.0 Hz
Analysis min.	20.0 Hz	Analysis max.	3510.0 Hz
Analysis (2) min.	4505.0 Hz	Analysis (2) max.	20000.0 Hz

Special Features
Compensate delay 152.6000 ms (D_RCV_WB, Delay (Cross))
Store to variable RCVWB10_4000Hz

labCORE Settings

labCORE Serial	77000207	Nickname	
Firmware	3.4.17	Sync Source	Internal
Clock Pitch	0.00 ppm		

---
labCORE Routing
Out Channel 1 -> Power Amp. (Slot 10) 1 -> HATS 1 (HMS II.3) Speaker
Out Channel 2 -> VoIP 1 -> Radio Tester 1 (CMW500) RF In/Out
In Channel 1 <- VoIP In/Out 1 <- Radio Tester 1 (CMW500) RF In/Out
In Channel 2 <- BEQ Filter 1 R <- Mic Amp. (Slot 6) In 2 <- HATS 1 (HMS II.3) Mic. Right
---
Microphone Settings (Mic Amp. (Slot 6))
Channel In 1 Settings

Range	114 dB[SPL] @ 12.5 mV/Pa	Highpass	20Hz
Polarisation Voltage	200V	Supply Voltage	±60V

Channel In 2 Settings

Range	114 dB[SPL] @ 12.5 mV/Pa	Highpass	20Hz
Polarisation Voltage	200V	Supply Voltage	±60V

Channel In 3 Settings

Range	114 dB[SPL] @ 12.5 mV/Pa	Highpass	Off
Polarisation Voltage	200V	Supply Voltage	±60V

Channel In 4 Settings

Range	114 dB[SPL] @ 12.5 mV/Pa	Highpass	Off
Polarisation Voltage	200V	Supply Voltage	±60V

VoIP Settings (VoIP)

RTP Connection	Streaming	SIP Connection	Unavailable
SIP Reg. State	Unregistered	Jitterbuffer Length	140
Jitter Buffer Reset	On Playback	Enabled Codec	AMR-WB/16000/1
Packet Length	20	Encoder Parameter	

;;octet-align=0;default-local-mode=8;request-remote-mode=off

FMTP Parameter	octet-align=1;;octet-align=0		
Impairment Mode	Off	Impairment Type	Off

BEQ Settings (BEQ Filter 1)

Block mode	Bypass

Artificial Head Settings (HATS 1 (HMS II.3))

Ser. Nr.	12306613	Pinna Type	Type 3.3

HIB Settings

HIB Name	60020095	Serial	60020095
HIB Mode	Mobile Measurement	Impedance	32 Ohm
Gain out 1	-40.00 dB	Gain out 2	0.00 dB
Gain in 1	0.00 dB	Gain in 2	0.00 dB
Mic 1 Power Supply	Off	Mic 2 Power Supply	Off

5.2 RCV Distortion and Noise - 5000 Hz WB

TIA-5050 (2018-01) \ Measurements \ Wideband \ 5.2 Receive Distortion and Noise 2N

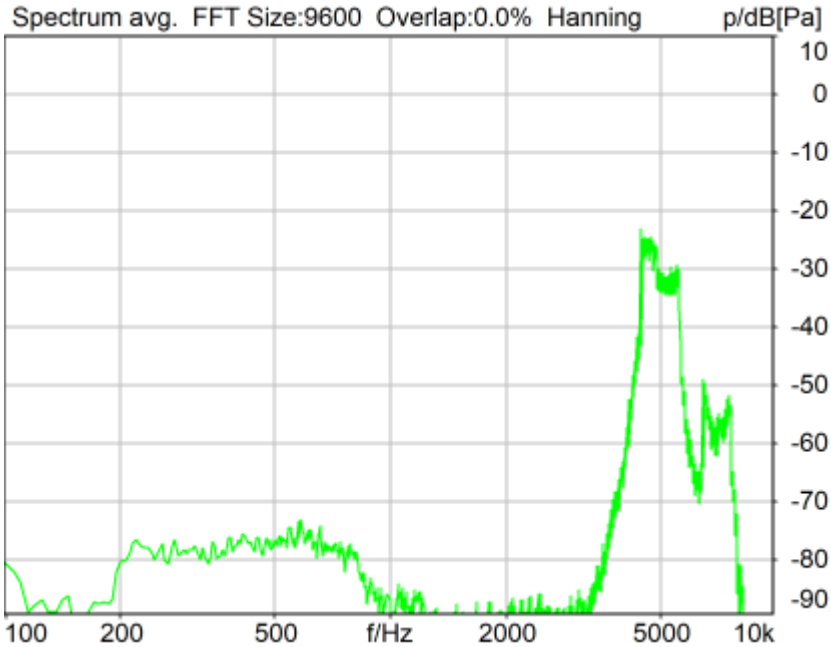

Distortion (Noise) RCV (packed): 20.94 dB (8.97%) Ok

Ok

2024/3/4 10:50 ACQUA 5.1.200
Unmodified HEAD acoustics Measurement Descriptor

Limits

	lower
Run 1	20.00 dB

Meas. Setting off

Underlying Standard: TIA-5050 (2018-01)
Database Version: 40_HAC_Suite_Rev03

Source: act_rpn_b250ms_5000hz_sr20dbm0_v02.dat
Level adj. Ch1 -90.0 dB

Calibration
Input ch.2: 0.49 dB 2023/11/1 (HATS 1 (HMS II.3))
Output ch.2: 0.00 dB 2023/6/27 (Radio Tester 1 (CMW500))

Output Equalization/Filter
Mouth Eq. Ch.1: HATS 1 (HMS II.3)

Analysis

Direction	Out 2 -> In 2		
Range start	13550.00 ms	Range length	200.00 ms
Number of seq.	10	Sequence length	400.00 ms
Use FIR Filter	Ch2	FIR filter	drp2ff_ieee1652
DRP/ERP Ch.1:	Off	DRP/ERP Ch.2:	Off
Frequency base	Transformation		
FFT size	9600	Overlap	0 %
Window function.	Hanning	Smooth	Off
dB weighting	A Weighting		
Stimulus min.	4430.0 Hz	Stimulus max.	5660.0 Hz
Analysis min.	20.0 Hz	Analysis max.	4425.0 Hz
Analysis (2) min.	5665.0 Hz	Analysis (2) max.	20000.0 Hz

Special Features
Compensate delay 152.6000 ms (D_RCV_WB, Delay (Cross))
Store to variable RCVWB10_5000Hz

labCORE Settings

labCORE Serial	77000207	Nickname	
Firmware	3.4.17	Sync Source	Internal
Clock Pitch	0.00 ppm		

---
labCORE Routing
Out Channel 1 -> Power Amp. (Slot 10) 1 -> HATS 1 (HMS II.3) Speaker
Out Channel 2 -> VoIP 1 -> Radio Tester 1 (CMW500) RF In/Out
In Channel 1 <- VoIP In/Out 1 <- Radio Tester 1 (CMW500) RF In/Out
In Channel 2 <- BEQ Filter 1 R <- Mic Amp. (Slot 6) In 2 <- HATS 1 (HMS II.3) Mic. Right
---
Microphone Settings (Mic Amp. (Slot 6))
Channel In 1 Settings

Range	114 dB[SPL] @ 12.5 mV/Pa	Highpass	20Hz
Polarisation Voltage	200V	Supply Voltage	±60V

Channel In 2 Settings

Range	114 dB[SPL] @ 12.5 mV/Pa	Highpass	20Hz
Polarisation Voltage	200V	Supply Voltage	±60V

Channel In 3 Settings
Range 114 dB[SPL] @ 12.5 mV/Pa Highpass Off
Polarisation Voltage 200V Supply Voltage ±60V
Channel In 4 Settings
Range 114 dB[SPL] @ 12.5 mV/Pa Highpass Off
Polarisation Voltage 200V Supply Voltage ±60V

VoIP Settings (VoIP)
RTP Connection Streaming SIP Connection Unavailable
SIP Reg. State Unregistered Jitterbuffer Length 140
Jitter Buffer Reset On Playback Enabled Codec AMR-WB/16000/1
Packet Length 20 Encoder Parameter
;;octet-align=0;default-local-mode=8;request-remote-mode=off
FMTP Parameter octet-align=1;;octet-align=0
Impairment Mode Off Impairment Type Off

BEQ Settings (BEQ Filter 1)
Block mode Bypass

Artificial Head Settings (HATS 1 (HMS II.3))
Ser. Nr. 12306613 Pinna Type Type 3.3

HIB Settings
HIB Name 60020095 Serial 60020095
HIB Mode Mobile Measurement Impedance 32 Ohm
Gain out 1 -40.00 dB Gain out 2 0.00 dB
Gain in 1 0.00 dB Gain in 2 0.00 dB
Mic 1 Power Supply Off Mic 2 Power Supply Off

Report - Receive Distortion and Noise (Conversational Gain)

TIA-5050 (2018-01) \ Measurements \ Wideband \ 5.2 Receive Distortion and Noise 2N

Region	Frequency	SDNR
1	250Hz	27.06 dB
2	315Hz	27.57 dB
3	400Hz	26.92 dB
4	500Hz	27.68 dB
5	630Hz	27.88 dB
6	800Hz	24.98 dB
7	1000Hz	23.70 dB
8	1250Hz	23.38 dB
9	1600Hz	24.50 dB
10	2000Hz	21.39 dB
11	2500Hz	24.83 dB
12	3150Hz	28.41 dB
13	4000Hz	30.05 dB
14	5000Hz	20.94 dB

All SDNRs were greater than 20.0 dB, requirement was met.
Smallest SDNR was 20.94dB at 5000Hz.

2024/3/4 10:50 ACQUA

5.3 Frequency Response 8N FF

TIA-5050 (2018-01) \ Measurements \ Wideband

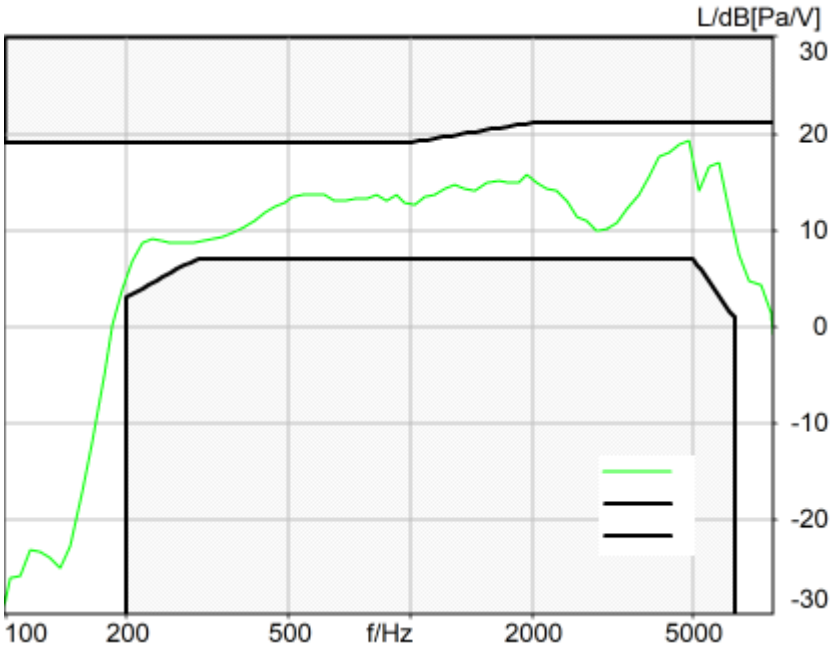

Absolute minimal distance
1.81 dB at 4870.0 Hz Ok

Ok

2024/3/4 10:41 ACQUA 5.1.200
Unmodified HEAD acoustics Measurement Descriptor

Limits

	lower
Run 1	Fit into tolerance

Meas. Setting off

Underlying Standard: TIA-5050 (2018-01)
Database Version: 40_HAC_Suite_Rev03

Source: respmaleieee269_wb_r20_v01.dat
Level adj. Ch1 -90.0 dB
WIDEBAND IEEE-269-2010 Real Speech Signal at Channel 2

Pause 0.5 s +
Real Speech (english, male speaker) 11.5 s, Active Speech Level: -22,2 dBV, margin 15.9 dB +
Pause till end of file
Signal level (ch2): -22,2 dBV Active Speech Level, margin 15.9 dB

Signal taken from "IEEE_269-2010_Male_mono_48_kHz.wav"
Alteration:
0.2 s Pause added at the beginning of the file.
0.8 s Pause added at the and of the file.
filtered with 8.0 kHz low-pass filter
signal level changed

Calibration
Input ch.2: 0.49 dB 2023/11/1 (HATS 1 (HMS II.3))
Output ch.2: 0.00 dB 2023/6/27 (Radio Tester 1 (CMW500))

Output Equalization/Filter
Mouth Eq. Ch.1: HATS 1 (HMS II.3)

Analysis

Direction	Out 2 -> In 2		
Range start	500.00 ms	Range length	11500.00 ms
Use FIR Filter	Ch2	FIR filter	drp2ff_ieee1652
DRP/ERP Ch.1:	Off	DRP/ERP Ch.2:	Off
Frequency base	12th octave	DIN Row	Row A
Method	FFT		
FFT size	4096	Overlap	75 %
Window function.	Hanning		
Reference file	r521_rcv_frq_spee269_hawb.fft		
Tol. scheme file	521_rcv_frq_man_hawb.tol	Min. freq. for tol.	100.0 Hz
Auto adjust	Centrate	Max. freq. for tol.	8000.0 Hz

Special Features
Compensate delay 152.6000 ms (D_RCV_WB, Delay (Cross))

labCORE Settings

labCORE Serial	77000207	Nickname	
Firmware	3.4.17	Sync Source	Internal
Clock Pitch	0.00 ppm		

---
labCORE Routing
Out Channel 1 -> Power Amp. (Slot 10) 1 -> HATS 1 (HMS II.3) Speaker
Out Channel 2 -> VoIP 1 -> Radio Tester 1 (CMW500) RF In/Out
In Channel 1 <- VoIP In/Out 1 <- Radio Tester 1 (CMW500) RF In/Out
In Channel 2 <- BEQ Filter 1 R <- Mic Amp. (Slot 6) In 2 <- HATS 1 (HMS II.3) Mic. Right
---
Microphone Settings (Mic Amp. (Slot 6))
Channel In 1 Settings

Range	114 dB[SPL] @ 12.5 mV/Pa	Highpass	20Hz
Polarisation Voltage	200V	Supply Voltage	±60V

Channel In 2 Settings

Range	114 dB[SPL] @ 12.5 mV/Pa	Highpass	20Hz
Polarisation Voltage	200V	Supply Voltage	±60V

Channel In 3 Settings

Range	114 dB[SPL] @ 12.5 mV/Pa	Highpass	Off
Polarisation Voltage	200V	Supply Voltage	±60V

Channel In 4 Settings

Range	114 dB[SPL] @ 12.5 mV/Pa	Highpass	Off
Polarisation Voltage	200V	Supply Voltage	±60V

VoIP Settings (VoIP)

RTP Connection	Streaming	SIP Connection	Unavailable
SIP Reg. State	Unregistered	Jitterbuffer Length	140
Jitter Buffer Reset	On Playback	Enabled Codec	AMR-WB/16000/1
Packet Length	20	Encoder Parameter	

;;octet-align=0;default-local-mode=8;request-remote-mode=off

FMTP Parameter	octet-align=1;;octet-align=0		
Impairment Mode	Off	Impairment Type	Off

BEQ Settings (BEQ Filter 1)

Block mode	Bypass

Artificial Head Settings (HATS 1 (HMS II.3))

Ser. Nr.	12306613	Pinna Type	Type 3.3

HIB Settings

HIB Name	60020095	Serial	60020095
HIB Mode	Mobile Measurement	Impedance	32 Ohm
Gain out 1	-40.00 dB	Gain out 2	0.00 dB
Gain in 1	0.00 dB	Gain in 2	0.00 dB
Mic 1 Power Supply	Off	Mic 2 Power Supply	Off

5.3 Frequency Response 8N DF

TIA-5050 (2018-01) \ Measurements \ Wideband

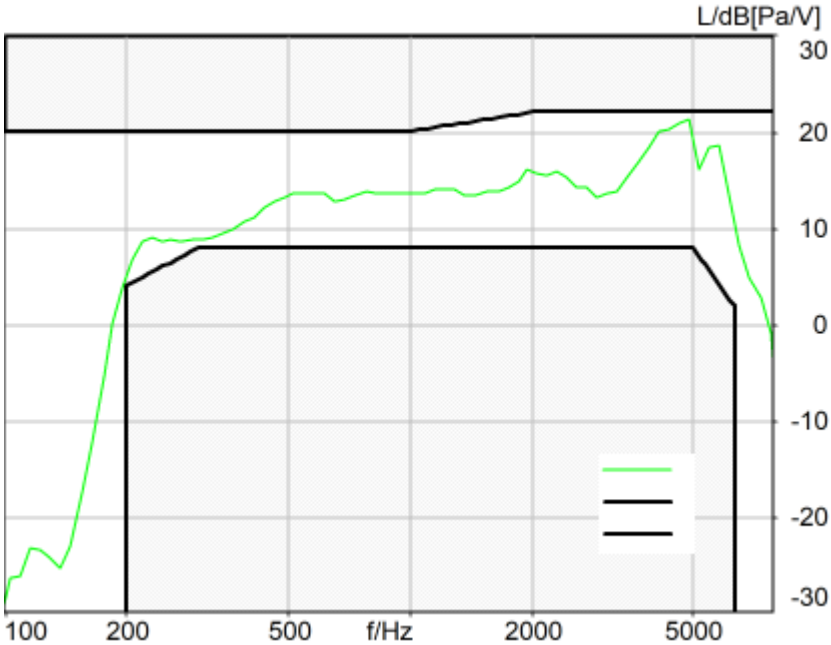

Absolute minimal distance
0.82 dB at 4870.0 Hz Ok

Ok

2024/3/4 10:42 ACQUA 5.1.200
Unmodified HEAD acoustics Measurement Descriptor

Limits

	lower

Run 1	Fit into tolerance

Meas. Setting off

Underlying Standard: TIA-5050 (2018-01)
Database Version: 40_HAC_Suite_Rev03

Source: respmaleieee269_wb_r20_v01.dat
Level adj. Ch1 -90.0 dB
WIDEBAND IEEE-269-2010 Real Speech Signal at Channel 2
Pause 0.5 s +
Real Speech (english, male speaker) 11.5 s, Active Speech Level: -22,2 dBV, margin 15.9 dB +
Pause till end of file
Signal level (ch2): -22,2 dBV Active Speech Level, margin 15.9 dB

Signal taken from "IEEE_269-2010_Male_mono_48_kHz.wav"
Alteration:
0.2 s Pause added at the beginning of the file.
0.8 s Pause added at the and of the file.
filtered with 8.0 kHz low-pass filter
signal level changed

Calibration
Input ch.2: 0.49 dB 2023/11/1 (HATS 1 (HMS II.3))
Output ch.2: 0.00 dB 2023/6/27 (Radio Tester 1 (CMW500))

Output Equalization/Filter
Mouth Eq. Ch.1: HATS 1 (HMS II.3)

Analysis

Direction	Out 2 -> In 2		
Range start	500.00 ms	Range length	11500.00 ms
Use FIR Filter	Ch2	FIR filter	drp2df_ieee1652
DRP/ERP Ch.1:	Off	DRP/ERP Ch.2:	Off
Frequency base	12th octave	DIN Row	Row A
Method	FFT		
FFT size	4096	Overlap	75 %
Window function.	Hanning		
Reference file	r521_rcv_frq_spee269_hawb.fft		
Tol. scheme file	521_rcv_frq_man_hawb.tol	Min. freq. for tol.	100.0 Hz
Auto adjust	Centrate	Max. freq. for tol.	8000.0 Hz

Special Features
Compensate delay 152.6000 ms (D_RCV_WB, Delay (Cross))

labCORE Settings

labCORE Serial	77000207	Nickname	
Firmware	3.4.17	Sync Source	Internal
Clock Pitch	0.00 ppm		

---
labCORE Routing
Out Channel 1 -> Power Amp. (Slot 10) 1 -> HATS 1 (HMS II.3) Speaker
Out Channel 2 -> VoIP 1 -> Radio Tester 1 (CMW500) RF In/Out
In Channel 1 <- VoIP In/Out 1 <- Radio Tester 1 (CMW500) RF In/Out
In Channel 2 <- BEQ Filter 1 R <- Mic Amp. (Slot 6) In 2 <- HATS 1 (HMS II.3) Mic. Right
---
Microphone Settings (Mic Amp. (Slot 6))
Channel In 1 Settings

Range	114 dB[SPL] @ 12.5 mV/Pa	Highpass	20Hz
Polarisation Voltage	200V	Supply Voltage	±60V

Channel In 2 Settings

Range	114 dB[SPL] @ 12.5 mV/Pa	Highpass	20Hz
Polarisation Voltage	200V	Supply Voltage	±60V

Channel In 3 Settings

Range	114 dB[SPL] @ 12.5 mV/Pa	Highpass	Off

Polarisation Voltage	200V	Supply Voltage	±60V
Channel In 4 Settings			
Range	114 dB[SPL] @ 12.5 mV/Pa	Highpass	Off
Polarisation Voltage	200V	Supply Voltage	±60V

VoIP Settings (VoIP)			
RTP Connection	Streaming	SIP Connection	Unavailable
SIP Reg. State	Unregistered	Jitterbuffer Length	140
Jitter Buffer Reset	On Playback	Enabled Codec	AMR-WB/16000/1
Packet Length	20	Encoder Parameter	
;;octet-align=0;default-local-mode=8;request-remote-mode=off			
FMTP Parameter	octet-align=1;;octet-align=0		
Impairment Mode	Off	Impairment Type	Off

BEQ Settings (BEQ Filter 1)			
Block mode	Bypass		

Artificial Head Settings (HATS 1 (HMS II.3))			
Ser. Nr.	12306613	Pinna Type	Type 3.3

HIB Settings

HIB Name	60020095	Serial	60020095
HIB Mode	Mobile Measurement	Impedance	32 Ohm
Gain out 1	-40.00 dB	Gain out 2	0.00 dB
Gain in 1	0.00 dB	Gain in 2	0.00 dB
Mic 1 Power Supply	Off	Mic 2 Power Supply	Off

5.3 Frequency Response 2N FF

TIA-5050 (2018-01) \ Measurements \ Wideband

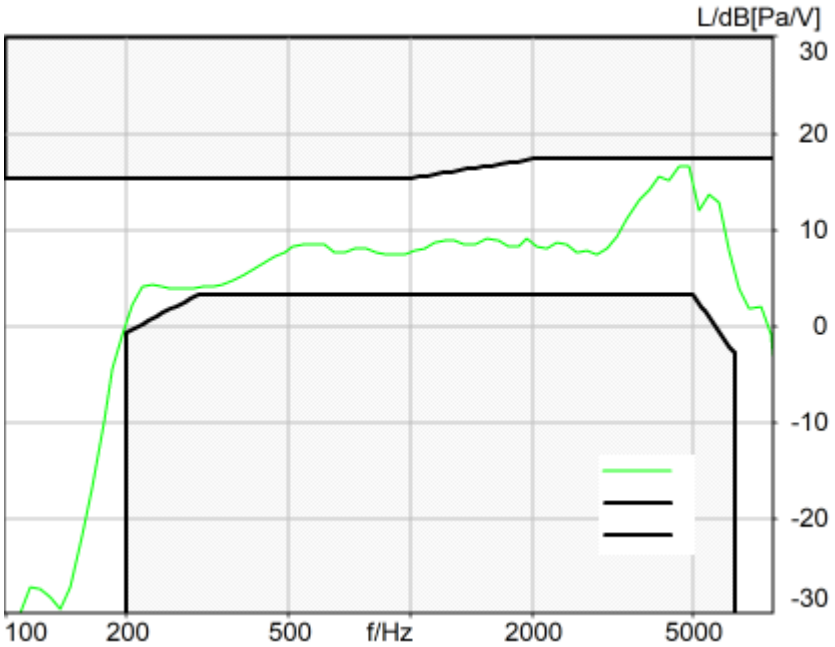

Absolute minimal distance

0.72 dB at 305.9 Hz Ok

Ok

2024/3/4 10:50 ACQUA 5.1.200
Unmodified HEAD acoustics Measurement Descriptor

Limits

	lower
Run 1	Fit into tolerance

Meas. Setting off

Underlying Standard: TIA-5050 (2018-01)
Database Version: 40_HAC_Suite_Rev03

Source: respmaleieee269_wb_r20_v01.dat
Level adj. Ch1 -90.0 dB
WIDEBAND IEEE-269-2010 Real Speech Signal at Channel 2
Pause 0.5 s +
Real Speech (english, male speaker) 11.5 s, Active Speech Level: -22,2 dBV, margin 15.9 dB +
Pause till end of file
Signal level (ch2): -22,2 dBV Active Speech Level, margin 15.9 dB

Signal taken from "IEEE_269-2010_Male_mono_48_kHz.wav"
Alteration:
0.2 s Pause added at the beginning of the file.
0.8 s Pause added at the and of the file.
filtered with 8.0 kHz low-pass filter
signal level changed

Calibration
Input ch.2: 0.49 dB 2023/11/1 (HATS 1 (HMS II.3))
Output ch.2: 0.00 dB 2023/6/27 (Radio Tester 1 (CMW500))

Output Equalization/Filter
Mouth Eq. Ch.1: HATS 1 (HMS II.3)

Analysis

Direction	Out 2 -> In 2		
Range start	500.00 ms	Range length	11500.00 ms
Use FIR Filter	Ch2	FIR filter	drp2ff_ieee1652
DRP/ERP Ch.1:	Off	DRP/ERP Ch.2:	Off
Frequency base	12th octave	DIN Row	Row A
Method	FFT		
FFT size	4096	Overlap	75 %
Window function.	Hanning		
Reference file	r521_rcv_frq_spee269_hawb.fft		
Tol. scheme file	521_rcv_frq_man_hawb.tol	Min. freq. for tol.	100.0 Hz
Auto adjust	Centrate	Max. freq. for tol.	8000.0 Hz

Special Features
Compensate delay 152.6000 ms (D_RCV_WB, Delay (Cross))

labCORE Settings

labCORE Serial	77000207	Nickname	
Firmware	3.4.17	Sync Source	Internal
Clock Pitch	0.00 ppm		

---
labCORE Routing
Out Channel 1 -> Power Amp. (Slot 10) 1 -> HATS 1 (HMS II.3) Speaker
Out Channel 2 -> VoIP 1 -> Radio Tester 1 (CMW500) RF In/Out

In Channel 1 <- VoIP In/Out 1 <- Radio Tester 1 (CMW500) RF In/Out
In Channel 2 <- BEQ Filter 1 R <- Mic Amp. (Slot 6) In 2 <- HATS 1 (HMS II.3) Mic. Right
---
Microphone Settings (Mic Amp. (Slot 6))
Channel In 1 Settings

Range	114 dB[SPL] @ 12.5 mV/Pa	Highpass	20Hz
Polarisation Voltage	200V	Supply Voltage	±60V

Channel In 2 Settings

Range	114 dB[SPL] @ 12.5 mV/Pa	Highpass	20Hz
Polarisation Voltage	200V	Supply Voltage	±60V

Channel In 3 Settings

Range	114 dB[SPL] @ 12.5 mV/Pa	Highpass	Off
Polarisation Voltage	200V	Supply Voltage	±60V

Channel In 4 Settings

Range	114 dB[SPL] @ 12.5 mV/Pa	Highpass	Off
Polarisation Voltage	200V	Supply Voltage	±60V

VoIP Settings (VoIP)

RTP Connection	Streaming	SIP Connection	Unavailable
SIP Reg. State	Unregistered	Jitterbuffer Length	140
Jitter Buffer Reset	On Playback	Enabled Codec	AMR-WB/16000/1
Packet Length	20	Encoder Parameter	

;;octet-align=0;default-local-mode=8;request-remote-mode=off

FMTP Parameter	octet-align=1;;octet-align=0		
Impairment Mode	Off	Impairment Type	Off

BEQ Settings (BEQ Filter 1)

Block mode	Bypass

Artificial Head Settings (HATS 1 (HMS II.3))

Ser. Nr.	12306613	Pinna Type	Type 3.3

HIB Settings

HIB Name	60020095	Serial	60020095
HIB Mode	Mobile Measurement	Impedance	32 Ohm
Gain out 1	-40.00 dB	Gain out 2	0.00 dB
Gain in 1	0.00 dB	Gain in 2	0.00 dB
Mic 1 Power Supply	Off	Mic 2 Power Supply	Off

5.3 Frequency Response 2N DF

TIA-5050 (2018-01) \ Measurements \ Wideband

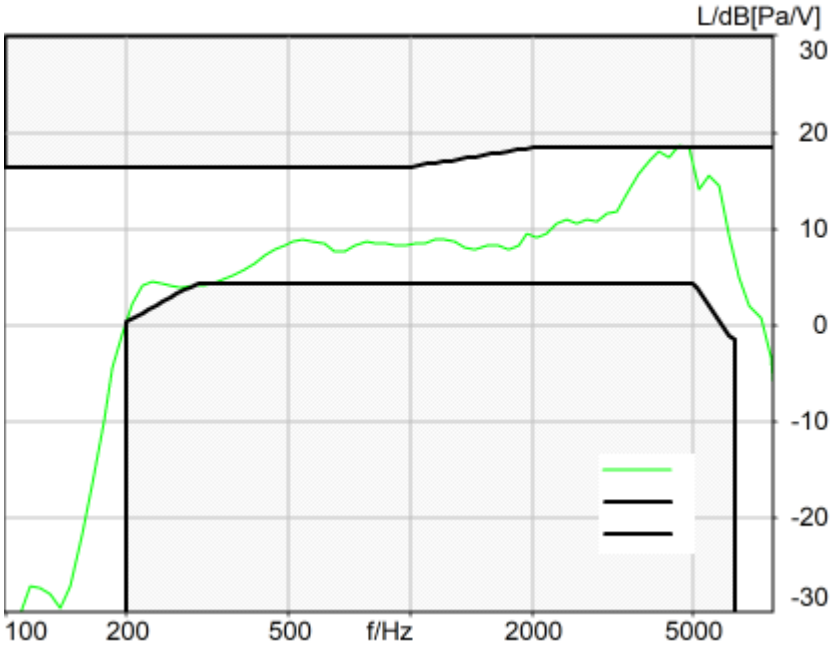

Absolute minimal distance
-0.19 dB at 4620.1 Hz Not Ok

Not Ok

2024/3/4 10:51 ACQUA 5.1.200
Unmodified HEAD acoustics Measurement Descriptor

Limits

	lower
Run 1	Fit into tolerance

Meas. Setting off

Underlying Standard: TIA-5050 (2018-01)
Database Version: 40_HAC_Suite_Rev03

Source: respmaleieee269_wb_r20_v01.dat
Level adj. Ch1 -90.0 dB
WIDEBAND IEEE-269-2010 Real Speech Signal at Channel 2
Pause 0.5 s +
Real Speech (english, male speaker) 11.5 s, Active Speech Level: -22,2 dBV, margin 15.9 dB +
Pause till end of file
Signal level (ch2): -22,2 dBV Active Speech Level, margin 15.9 dB

Signal taken from "IEEE_269-2010_Male_mono_48_kHz.wav"
Alteration:
0.2 s Pause added at the beginning of the file.
0.8 s Pause added at the and of the file.
filtered with 8.0 kHz low-pass filter
signal level changed

Calibration

Input ch.2: 0.49 dB 2023/11/1 (HATS 1 (HMS II.3))
Output ch.2: 0.00 dB 2023/6/27 (Radio Tester 1 (CMW500))

Output Equalization/Filter

Mouth Eq. Ch.1:	HATS 1 (HMS II.3)

Analysis

Direction	Out 2 -> In 2		
Range start	500.00 ms	Range length	11500.00 ms
Use FIR Filter	Ch2	FIR filter	drp2df_ieee1652
DRP/ERP Ch.1:	Off	DRP/ERP Ch.2:	Off
Frequency base	12th octave	DIN Row	Row A
Method	FFT		
FFT size	4096	Overlap	75 %
Window function.	Hanning		
Reference file	r521_rcv_frq_spee269_hawb.fft		
Tol. scheme file	521_rcv_frq_man_hawb.tol	Min. freq. for tol.	100.0 Hz
Auto adjust	Centrate	Max. freq. for tol.	8000.0 Hz

Special Features

Compensate delay	152.6000 ms (D_RCV_WB, Delay (Cross))

labCORE Settings

labCORE Serial	77000207	Nickname	
Firmware	3.4.17	Sync Source	Internal
Clock Pitch	0.00 ppm		

---

labCORE Routing

Out Channel 1 ->	Power Amp. (Slot 10) 1 -> HATS 1 (HMS II.3) Speaker
Out Channel 2 ->	VoIP 1 -> Radio Tester 1 (CMW500) RF In/Out
In Channel 1 <-	VoIP In/Out 1 <- Radio Tester 1 (CMW500) RF In/Out
In Channel 2 <-	BEQ Filter 1 R <- Mic Amp. (Slot 6) In 2 <- HATS 1 (HMS II.3) Mic. Right

---

Microphone Settings (Mic Amp. (Slot 6))

Channel In 1 Settings			
Range	114 dB[SPL] @ 12.5 mV/Pa	Highpass	20Hz
Polarisation Voltage	200V	Supply Voltage	±60V
Channel In 2 Settings			
Range	114 dB[SPL] @ 12.5 mV/Pa	Highpass	20Hz
Polarisation Voltage	200V	Supply Voltage	±60V
Channel In 3 Settings			
Range	114 dB[SPL] @ 12.5 mV/Pa	Highpass	Off
Polarisation Voltage	200V	Supply Voltage	±60V
Channel In 4 Settings			
Range	114 dB[SPL] @ 12.5 mV/Pa	Highpass	Off
Polarisation Voltage	200V	Supply Voltage	±60V

VoIP Settings (VoIP)

RTP Connection	Streaming	SIP Connection	Unavailable
SIP Reg. State	Unregistered	Jitterbuffer Length	140
Jitter Buffer Reset	On Playback	Enabled Codec	AMR-WB/16000/1
Packet Length	20	Encoder Parameter	

;;octet-align=0;default-local-mode=8;request-remote-mode=off

FMTP Parameter	octet-align=1;;octet-align=0		
Impairment Mode	Off	Impairment Type	Off

BEQ Settings (BEQ Filter 1)

Block mode	Bypass

Artificial Head Settings (HATS 1 (HMS II.3))

Ser. Nr.	12306613	Pinna Type	Type 3.3

HIB Settings

HIB Name	60020095	Serial	60020095
HIB Mode	Mobile Measurement	Impedance	32 Ohm
Gain out 1	-40.00 dB	Gain out 2	0.00 dB

Gain in 1	0.00 dB	Gain in 2	0.00 dB
Mic 1 Power Supply	Off	Mic 2 Power Supply	Off

Measurement Protocol

Measurement Object	C8 LTE Band 41_20QPSK_100RB_0_EVS NB 24.4kbps_CH40620
Project	C8

Project	TIA-5050 (2018-01)
Report Generation Date	2024/3/13 13:16
Responsible Person	audio

Status Overview

SMD	Status	Single Value Description	Single Value	Object
Overall Receive Delay NB	Done	Delay (Cross) [ms]	135.4	C8 LTE Band 41_20QPSK_100RB_0_EVS NB 24.4kbps_CH40620
5.1a Receive Volume Control Performance 8N NB	Ok	Corrected Speech Level [dB[SPL]]	13.55	C8 LTE Band 41_20QPSK_100RB_0_EVS NB 24.4kbps_CH40620
5.1b Receive Volume Control Performance 2N NB	Ok	Corrected Speech Level [dB[SPL]]	8.72	C8 LTE Band 41_20QPSK_100RB_0_EVS NB 24.4kbps_CH40620
5.2 RCV Distortion and Noise - 400 Hz NB	Ok	Distortion (Noise) [dB], 0.0 dB	26.59	C8 LTE Band 41_20QPSK_100RB_0_EVS NB 24.4kbps_CH40620
5.2 RCV Distortion and Noise - 500 Hz NB	Ok	Distortion (Noise) [dB], 0.0 dB	27.05	C8 LTE Band 41_20QPSK_100RB_0_EVS NB 24.4kbps_CH40620
5.2 RCV Distortion and Noise - 630 Hz NB	Ok	Distortion (Noise) [dB], 0.0 dB	27.04	C8 LTE Band 41_20QPSK_100RB_0_EVS NB 24.4kbps_CH40620
5.2 RCV Distortion and Noise - 800 Hz NB	Ok	Distortion (Noise) [dB], 0.0 dB	25.17	C8 LTE Band 41_20QPSK_100RB_0_EVS NB 24.4kbps_CH40620
5.2 RCV Distortion and Noise - 1000 Hz NB	Ok	Distortion (Noise) [dB], 0.0 dB	23.76	C8 LTE Band 41_20QPSK_100RB_0_EVS NB 24.4kbps_CH40620
5.2 RCV Distortion and Noise - 1250 Hz NB	Ok	Distortion (Noise) [dB], 0.0 dB	23.08	C8 LTE Band 41_20QPSK_100RB_0_EVS NB 24.4kbps_CH40620
5.2 RCV Distortion and Noise - 1600 Hz NB	Ok	Distortion (Noise) [dB], 0.0 dB	24.77	C8 LTE Band 41_20QPSK_100RB_0_EVS NB 24.4kbps_CH40620
5.2 RCV Distortion and Noise - 2000 Hz NB	Ok	Distortion (Noise) [dB], 0.0 dB	22.67	C8 LTE Band 41_20QPSK_100RB_0_EVS NB 24.4kbps_CH40620
5.2 RCV Distortion and Noise - 2500 Hz NB	Ok	Distortion (Noise) [dB], 0.0 dB	25.90	C8 LTE Band 41_20QPSK_100RB_0_EVS NB 24.4kbps_CH40620
5.2 RCV Distortion and Noise - 3150 Hz NB	Ok	Distortion (Noise) [dB], 0.0 dB	28.29	C8 LTE Band 41_20QPSK_100RB_0_EVS NB 24.4kbps_CH40620
Report - Receive Distortion and Noise (Conversational Gain)	Ok	Minimum SDNR [dB], (occured at 2000Hz)	22.67	C8 LTE Band 41_20QPSK_100RB_0_EVS NB 24.4kbps_CH40620
5.2 RCV Distortion and Noise - 400 Hz NB	Ok	Distortion (Noise) [dB], 0.0 dB	26.67	C8 LTE Band 41_20QPSK_100RB_0_EVS NB 24.4kbps_CH40620
5.2 RCV Distortion and Noise - 500 Hz NB	Ok	Distortion (Noise) [dB], 0.0 dB	27.21	C8 LTE Band 41_20QPSK_100RB_0_EVS NB 24.4kbps_CH40620
5.2 RCV Distortion and	Ok	Distortion (Noise)	26.95	C8 LTE Band

Noise - 630 Hz NB		[dB], 0.0 dB		41_20QPSK_100RB_0_EVS NB 24.4kbps_CH40620
5.2 RCV Distortion and Noise - 800 Hz NB	Ok	Distortion (Noise) [dB], 0.0 dB	25.20	C8 LTE Band 41_20QPSK_100RB_0_EVS NB 24.4kbps_CH40620
5.2 RCV Distortion and Noise - 1000 Hz NB	Ok	Distortion (Noise) [dB], 0.0 dB	23.71	C8 LTE Band 41_20QPSK_100RB_0_EVS NB 24.4kbps_CH40620
5.2 RCV Distortion and Noise - 1250 Hz NB	Ok	Distortion (Noise) [dB], 0.0 dB	23.40	C8 LTE Band 41_20QPSK_100RB_0_EVS NB 24.4kbps_CH40620
5.2 RCV Distortion and Noise - 1600 Hz NB	Ok	Distortion (Noise) [dB], 0.0 dB	24.65	C8 LTE Band 41_20QPSK_100RB_0_EVS NB 24.4kbps_CH40620
5.2 RCV Distortion and Noise - 2000 Hz NB	Ok	Distortion (Noise) [dB], 0.0 dB	21.82	C8 LTE Band 41_20QPSK_100RB_0_EVS NB 24.4kbps_CH40620
5.2 RCV Distortion and Noise - 2500 Hz NB	Ok	Distortion (Noise) [dB], 0.0 dB	25.54	C8 LTE Band 41_20QPSK_100RB_0_EVS NB 24.4kbps_CH40620
5.2 RCV Distortion and Noise - 3150 Hz NB	Ok	Distortion (Noise) [dB], 0.0 dB	28.41	C8 LTE Band 41_20QPSK_100RB_0_EVS NB 24.4kbps_CH40620
Report - Receive Distortion and Noise (Conversational Gain)	Ok	Minimum SDNR [dB], (occured at 2000Hz)	21.82	C8 LTE Band 41_20QPSK_100RB_0_EVS NB 24.4kbps_CH40620
5.3 Frequency Response 8N FF HANB	Ok	Min. dist. to tolerance scheme [dB], 1948.0 Hz	2.32	C8 LTE Band 41_20QPSK_100RB_0_EVS NB 24.4kbps_CH40620
5.3 Frequency Response 8N DF HANB	Ok	Min. dist. to tolerance scheme [dB], 3882.4 Hz	0.98	C8 LTE Band 41_20QPSK_100RB_0_EVS NB 24.4kbps_CH40620
5.3 Frequency Response 2N FF HANB	Ok	Min. dist. to tolerance scheme [dB], 3882.4 Hz	0.41	C8 LTE Band 41_20QPSK_100RB_0_EVS NB 24.4kbps_CH40620
5.3 Frequency Response 2N DF HANB	Not Ok	Min. dist. to tolerance scheme [dB], 3882.4 Hz	-0.95	C8 LTE Band 41_20QPSK_100RB_0_EVS NB 24.4kbps_CH40620

Overall Receive Delay NB 5
5.1a Receive Volume Control Performance 8N NB 7
5.1b Receive Volume Control Performance 2N NB 8
5.2 RCV Distortion and Noise - 400 Hz NB 10
5.2 RCV Distortion and Noise - 500 Hz NB 12
5.2 RCV Distortion and Noise - 630 Hz NB 14
5.2 RCV Distortion and Noise - 800 Hz NB 16
5.2 RCV Distortion and Noise - 1000 Hz NB 18
5.2 RCV Distortion and Noise - 1250 Hz NB 20
5.2 RCV Distortion and Noise - 1600 Hz NB 22
5.2 RCV Distortion and Noise - 2000 Hz NB 24
5.2 RCV Distortion and Noise - 2500 Hz NB 26
5.2 RCV Distortion and Noise - 3150 Hz NB 28
Report - Receive Distortion and Noise (Conversational Gain) 30
5.2 RCV Distortion and Noise - 400 Hz NB 31
5.2 RCV Distortion and Noise - 500 Hz NB 33
5.2 RCV Distortion and Noise - 630 Hz NB 35
5.2 RCV Distortion and Noise - 800 Hz NB 37
5.2 RCV Distortion and Noise - 1000 Hz NB 39
5.2 RCV Distortion and Noise - 1250 Hz NB 41
5.2 RCV Distortion and Noise - 1600 Hz NB 43
5.2 RCV Distortion and Noise - 2000 Hz NB 45
5.2 RCV Distortion and Noise - 2500 Hz NB 47
5.2 RCV Distortion and Noise - 3150 Hz NB 49
Report - Receive Distortion and Noise (Conversational Gain) 51
5.3 Frequency Response 8N FF HANB 51
5.3 Frequency Response 8N DF HANB 54
5.3 Frequency Response 2N FF HANB 56
5.3 Frequency Response 2N DF HANB 58

Overall Receive Delay NB

TIA-5050 (2018-01) \ Measurements \ Narrowband \ Preparation - Delay measurement

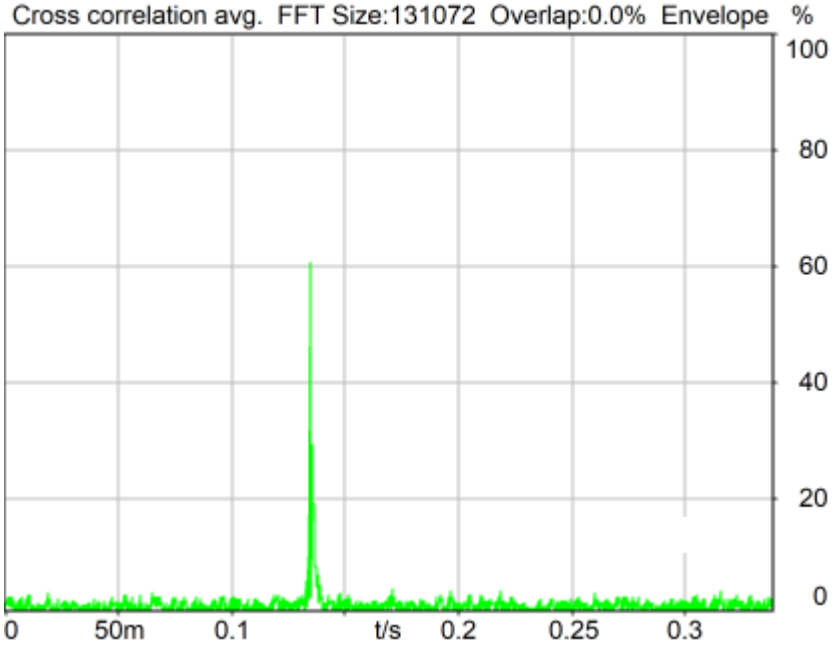

Delay (Cross): 135.4 ms

2024/2/18 14:49 ACQUA 5.1.200

Unmodified HEAD acoustics Measurement Descriptor

Meas. Setting off

Underlying Standard: TIA-5050 (2018-01)
Database Version: 40_HAC_Suite_Rev03

Source: cssnb1b_r1s.dat
Level adj. Ch1 -90.0 dB
CSSnb1b_R1s.dat - CS-signal with special 1s random noise
NARROWBAND Composite Source Signal RCV P.501 (1 burst) at Channel 2
Pause 0.5 s +
voiced signal + 4000 Hz band limited random noise 1.0 s +
Pause till end of file
Signal level (ch2): -14.7 dBm0 (corresponds to approx. -16.0 dBm0 for a 350 ms CSS considering 101 ms Pause) from 0.5s to 1.544s for 4-k FFT, Hanning window,
75 % overlap in frequency range of 100 to 4000 Hz

Calibration
Input ch.2: 0.49 dB 2023/11/1 (HATS 1 (HMS II.3))
Output ch.1: 0.00 dB
Output ch.2: 0.00 dB 2023/6/27 (Radio Tester 1 (CMW500))

Output Equalization/Filter

Mouth Eq. Ch.1:	HATS 1 (HMS II.3)

Analysis

Range start	550.00 ms	Range length	1950.00 ms
DRP/ERP Ch.1:	Off	DRP/ERP Ch.2:	Off
Frequency base	Transformation		
FFT size	131072	Overlap	0 %
Window function.	Hanning	Smooth	Off
Delayed channel	None		
Valid range start	-1228.79 ms	Valid range end	1228.81 ms

Special Features

Show source signal	Source ch.2	Store to variable	D_RCV_NB

Hardware Config Settings

Used Setting	HEAD 2G3G labCORE NetSim

labCORE Settings

labCORE Serial	77000207	Nickname	
Firmware	3.4.17	Sync Source	Internal
Clock Pitch	0.00 ppm		

---

labCORE Routing

Out Channel 1 ->	Power Amp. (Slot 10) 1 -> HATS 1 (HMS II.3) Speaker
Out Channel 2 ->	Analog Out 1/2 2 -> Radio Tester 1 (CMW500) In
In Channel 1 <-	Analog In 1/2 In 1 <- Radio Tester 1 (CMW500) Out
In Channel 2 <-	BEQ Filter 1 R <- Mic Amp. (Slot 6) In 2 <- HATS 1 (HMS II.3) Mic. Right

---

Analog In Mainboard Settings (Analog In 1/2)

Range Ch. 1	0.00 dB	Ch. 0 Float	On
Range Ch. 2	0.00 dB	Ch. 1 Float	On

Analog Out Mainboard Settings (Analog Out 1/2)

Range Ch. 1	0.00 dB	Range Ch. 2	0.00 dB

Microphone Settings (Mic Amp. (Slot 6))

Channel In 1 Settings

Range	114 dB[SPL] @ 12.5 mV/Pa	Highpass	Off
Polarisation Voltage	200V	Supply Voltage	±60V

Channel In 2 Settings

Range	114 dB[SPL] @ 12.5 mV/Pa	Highpass	20Hz
Polarisation Voltage	200V	Supply Voltage	±60V

Channel In 3 Settings

Range	114 dB[SPL] @ 12.5 mV/Pa	Highpass	Off
Polarisation Voltage	200V	Supply Voltage	±60V

Channel In 4 Settings

Range	114 dB[SPL] @ 12.5 mV/Pa	Highpass	Off
Polarisation Voltage	200V	Supply Voltage	±60V

BEQ Settings (BEQ Filter 1)

Block mode	Bypass

Artificial Head Settings (HATS 1 (HMS II.3))

Ser. Nr.	12306613	Pinna Type	Type 3.3

HIB Settings

HIB Name	60020095	Serial	60020095
HIB Mode	Mobile Measurement	Impedance	32 Ohm
Gain out 1	-40.00 dB	Gain out 2	0.00 dB
Gain in 1	0.00 dB	Gain in 2	0.00 dB
Mic 1 Power Supply	Off	Mic 2 Power Supply	Off

5.1a Receive Volume Control Performance 8N NB

TIA-5050 (2018-01) \ Measurements \ Narrowband

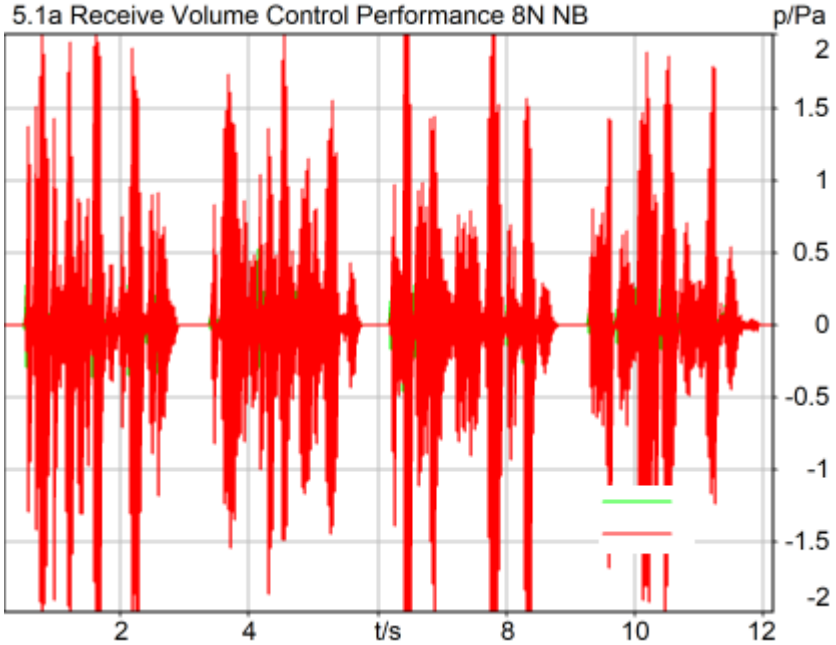

Correction

X - 70

Speech Level RCV: 83.55 dB[SPL], Act.: 83.38%
Corrected Speech Level: 13.55 dB[SPL] Ok

Ok

2024/3/4 14:11 ACQUA 5.1.200

Limits

	lower
Run 1	6.00 dB20uPa

Meas. Setting off

Underlying Standard: TIA-5050 (2018-01)
Database Version: 40_HAC_Suite_Rev03

Calibration
Input ch.2: 0.49 dB 2023/11/1 (HATS 1 (HMS II.3))
Output ch.2: 0.00 dB 2023/6/27 (Radio Tester 1 (CMW500))

Output Equalization/Filter
Mouth Eq. Ch.1: HATS 1 (HMS II.3)

Analysis

Direction	Out 2 -> In 2		
Range start	200.00 ms	Range length	12000.00 ms
Use FIR Filter	Ch2	FIR filter	drp2ff_ieee1652
Bandpass filter	Narrow Band	Margin (15.9dB nom)	
15.90 dB			

Special Features

Show source signal	Source ch.2
Compensate delay	135.4000 ms (D_RCV_NB, Delay (Cross))

labCORE Settings

labCORE Serial	77000207	Nickname	
Firmware	3.4.17	Sync Source	Internal
Clock Pitch	0.00 ppm		

---

labCORE Routing

Out Channel 1 ->	Power Amp. (Slot 10) 1 -> HATS 1 (HMS II.3) Speaker
Out Channel 2 ->	VoIP 1 -> Radio Tester 1 (CMW500) RF In/Out
In Channel 1 <-	VoIP In/Out 1 <- Radio Tester 1 (CMW500) RF In/Out
In Channel 2 <-	BEQ Filter 1 R <- Mic Amp. (Slot 6) In 2 <- HATS 1 (HMS II.3) Mic. Right

---

Microphone Settings (Mic Amp. (Slot 6))

Channel In 1 Settings			
Range	114 dB[SPL] @ 12.5 mV/Pa	Highpass	20Hz
Polarisation Voltage	200V	Supply Voltage	±60V
Channel In 2 Settings			
Range	114 dB[SPL] @ 12.5 mV/Pa	Highpass	20Hz
Polarisation Voltage	200V	Supply Voltage	±60V
Channel In 3 Settings			
Range	114 dB[SPL] @ 12.5 mV/Pa	Highpass	Off
Polarisation Voltage	200V	Supply Voltage	±60V
Channel In 4 Settings			
Range	114 dB[SPL] @ 12.5 mV/Pa	Highpass	Off
Polarisation Voltage	200V	Supply Voltage	±60V

VoIP Settings (VoIP)

RTP Connection	Streaming	SIP Connection	Unavailable
SIP Reg. State	Unregistered	Jitterbuffer Length	140
Jitter Buffer Reset	On Playback	Enabled Codec	AMR-WB/16000/1
Packet Length	20	Encoder Parameter	
;;octet-align=0;default-local-mode=8;request-remote-mode=off			
FMTP Parameter	octet-align=1;;octet-align=0		
Impairment Mode	Off	Impairment Type	Off

BEQ Settings (BEQ Filter 1)

Block mode	Bypass

Artificial Head Settings (HATS 1 (HMS II.3))

Ser. Nr.	12306613	Pinna Type	Type 3.3

HIB Settings

HIB Name	60020095	Serial	60020095
HIB Mode	Mobile Measurement	Impedance	32 Ohm
Gain out 1	-40.00 dB	Gain out 2	0.00 dB
Gain in 1	0.00 dB	Gain in 2	0.00 dB
Mic 1 Power Supply	Off	Mic 2 Power Supply	Off

5.1b Receive Volume Control Performance 2N NB

TIA-5050 (2018-01) \ Measurements \ Narrowband

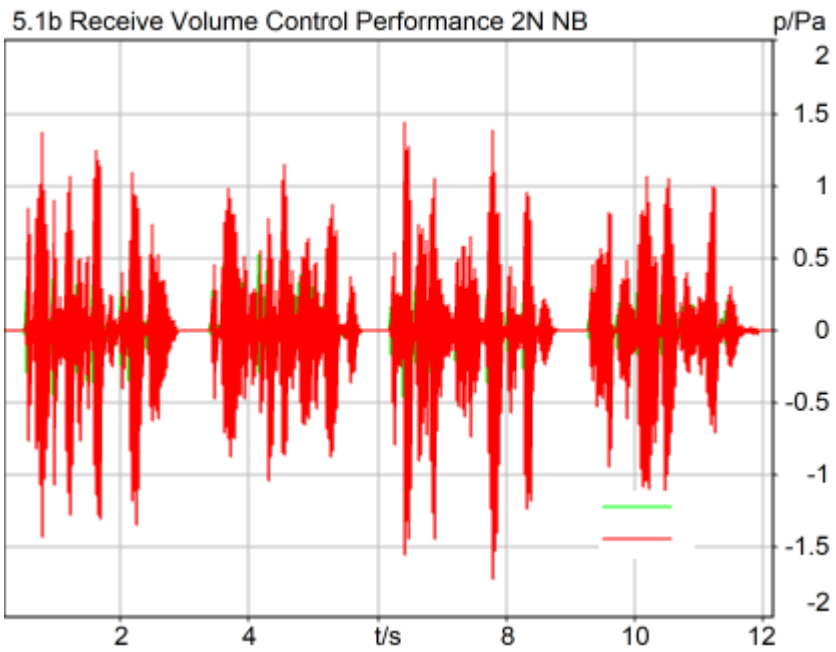

Correction

X - 70

Speech Level RCV: 78.72 dB[SPL], Act.: 83.56%
Corrected Speech Level: 8.72 dB[SPL] Ok

Ok

2024/3/4 14:04 ACQUA 5.1.200

Limits

	lower
Run 1	6.00 dB20uPa

Meas. Setting off

Underlying Standard: TIA-5050 (2018-01)
Database Version: 40_HAC_Suite_Rev03

Calibration
Input ch.2: 0.49 dB 2023/11/1 (HATS 1 (HMS II.3))
Output ch.2: 0.00 dB 2023/6/27 (Radio Tester 1 (CMW500))

Output Equalization/Filter
Mouth Eq. Ch.1: HATS 1 (HMS II.3)

Analysis

Direction	Out 2 -> In 2		
Range start	200.00 ms	Range length	12000.00 ms
Use FIR Filter	Ch2	FIR filter	drp2ff_ieee1652
Bandpass filter	Narrow Band	Margin (15.9dB nom)	

15.90 dB

Special Features
Show source signal Source ch.2
Compensate delay 135.4000 ms (D_RCV_NB, Delay (Cross))

labCORE Settings

labCORE Serial	77000207	Nickname	
Firmware	3.4.17	Sync Source	Internal
Clock Pitch	0.00 ppm		

---
labCORE Routing
Out Channel 1 -> Power Amp. (Slot 10) 1 -> HATS 1 (HMS II.3) Speaker
Out Channel 2 -> VoIP 1 -> Radio Tester 1 (CMW500) RF In/Out
In Channel 1 <- VoIP In/Out 1 <- Radio Tester 1 (CMW500) RF In/Out
In Channel 2 <- BEQ Filter 1 R <- Mic Amp. (Slot 6) In 2 <- HATS 1 (HMS II.3) Mic. Right
---
Microphone Settings (Mic Amp. (Slot 6))
Channel In 1 Settings

Range	114 dB[SPL] @ 12.5 mV/Pa	Highpass	20Hz
Polarisation Voltage	200V	Supply Voltage	±60V

Channel In 2 Settings

Range	114 dB[SPL] @ 12.5 mV/Pa	Highpass	20Hz
Polarisation Voltage	200V	Supply Voltage	±60V

Channel In 3 Settings

Range	114 dB[SPL] @ 12.5 mV/Pa	Highpass	Off
Polarisation Voltage	200V	Supply Voltage	±60V

Channel In 4 Settings

Range	114 dB[SPL] @ 12.5 mV/Pa	Highpass	Off
Polarisation Voltage	200V	Supply Voltage	±60V

VoIP Settings (VoIP)

RTP Connection	Streaming	SIP Connection	Unavailable
SIP Reg. State	Unregistered	Jitterbuffer Length	140
Jitter Buffer Reset	On Playback	Enabled Codec	AMR-WB/16000/1
Packet Length	20	Encoder Parameter	

;;octet-align=0;default-local-mode=8;request-remote-mode=off
FMTP Parameter octet-align=1;;octet-align=0

Impairment Mode	Off	Impairment Type	Off

BEQ Settings (BEQ Filter 1)
Block mode Bypass

Artificial Head Settings (HATS 1 (HMS II.3))

Ser. Nr.	12306613	Pinna Type	Type 3.3

HIB Settings

HIB Name	60020095	Serial	60020095
HIB Mode	Mobile Measurement	Impedance	32 Ohm
Gain out 1	-40.00 dB	Gain out 2	0.00 dB
Gain in 1	0.00 dB	Gain in 2	0.00 dB
Mic 1 Power Supply	Off	Mic 2 Power Supply	Off

5.2 RCV Distortion and Noise - 400 Hz NB

TIA-5050 (2018-01) \ Measurements \ Narrowband \ 5.2 Receive Distortion and Noise 8N

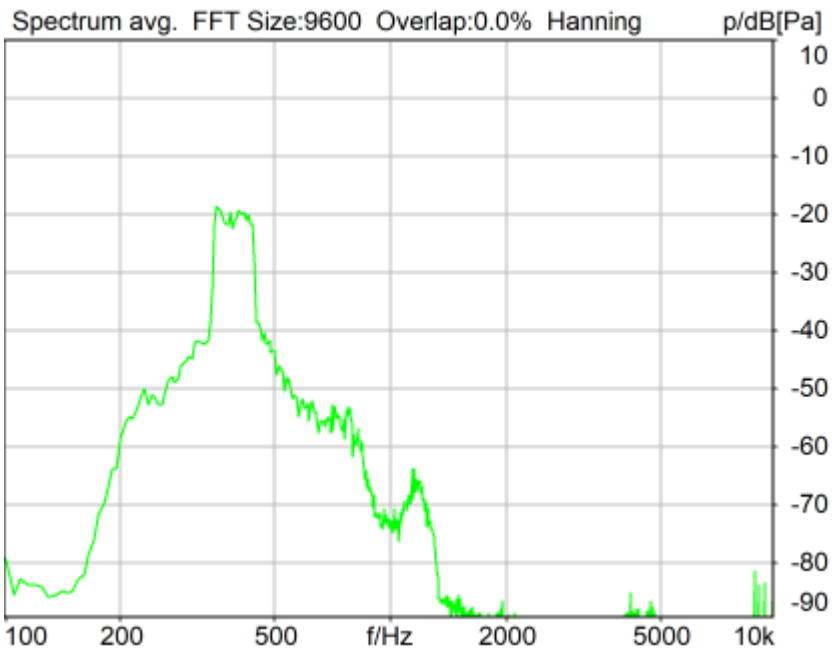

Distortion (Noise) RCV (packed): 26.59 dB (4.68%) Ok

Ok

2024/3/4 14:12 ACQUA 5.1.200
Unmodified HEAD acoustics Measurement Descriptor

Limits

	lower
Run 1	20.00 dB

Meas. Setting off

Underlying Standard: TIA-5050 (2018-01)
Database Version: 40_HAC_Suite_Rev03

Source: act_rpn_b250ms_400hz_sr20dbm0_v02.dat
Level adj. Ch1 -90.0 dB

Calibration
Input ch.2: 0.49 dB 2023/11/1 (HATS 1 (HMS II.3))
Output ch.2: 0.00 dB 2023/6/27 (Radio Tester 1 (CMW500))

Output Equalization/Filter
Mouth Eq. Ch.1: HATS 1 (HMS II.3)

Analysis

Direction	Out 2 -> In 2		
Range start	13550.00 ms	Range length	200.00 ms
Number of seq.	10	Sequence length	400.00 ms
Use FIR Filter	Ch2	FIR filter	drp2ff_ieee1652
DRP/ERP Ch.1:	Off	DRP/ERP Ch.2:	Off
Frequency base	Transformation		
FFT size	9600	Overlap	0 %

Window function.	Hanning	Smooth	Off
dB weighting	A Weighting		
Stimulus min.	320.0 Hz	Stimulus max.	480.0 Hz
Analysis min.	20.0 Hz	Analysis max.	315.0 Hz
Analysis (2) min.	485.0 Hz	Analysis (2) max.	20000.0 Hz

Special Features

Compensate delay	135.4000 ms (D_RCV_NB, Delay (Cross))
Store to variable	RCVNB10_400Hz

labCORE Settings

labCORE Serial	77000207	Nickname	
Firmware	3.4.17	Sync Source	Internal
Clock Pitch	0.00 ppm		

---

labCORE Routing

Out Channel 1 ->	Power Amp. (Slot 10) 1 -> HATS 1 (HMS II.3) Speaker
Out Channel 2 ->	VoIP 1 -> Radio Tester 1 (CMW500) RF In/Out
In Channel 1 <-	VoIP In/Out 1 <- Radio Tester 1 (CMW500) RF In/Out
In Channel 2 <-	BEQ Filter 1 R <- Mic Amp. (Slot 6) In 2 <- HATS 1 (HMS II.3) Mic. Right

---

Microphone Settings (Mic Amp. (Slot 6))

Channel In 1 Settings			
Range	114 dB[SPL] @ 12.5 mV/Pa	Highpass	20Hz
Polarisation Voltage	200V	Supply Voltage	±60V
Channel In 2 Settings			
Range	114 dB[SPL] @ 12.5 mV/Pa	Highpass	20Hz
Polarisation Voltage	200V	Supply Voltage	±60V
Channel In 3 Settings			
Range	114 dB[SPL] @ 12.5 mV/Pa	Highpass	Off
Polarisation Voltage	200V	Supply Voltage	±60V
Channel In 4 Settings			
Range	114 dB[SPL] @ 12.5 mV/Pa	Highpass	Off
Polarisation Voltage	200V	Supply Voltage	±60V

VoIP Settings (VoIP)

RTP Connection	Streaming	SIP Connection	Unavailable
SIP Reg. State	Unregistered	Jitterbuffer Length	140
Jitter Buffer Reset	On Playback	Enabled Codec	AMR-WB/16000/1
Packet Length	20	Encoder Parameter	

;;octet-align=0;default-local-mode=8;request-remote-mode=off

FMTP Parameter	octet-align=1;;octet-align=0		
Impairment Mode	Off	Impairment Type	Off

BEQ Settings (BEQ Filter 1)

Block mode	Bypass

Artificial Head Settings (HATS 1 (HMS II.3))

Ser. Nr.	12306613	Pinna Type	Type 3.3

HIB Settings

HIB Name	60020095	Serial	60020095
HIB Mode	Mobile Measurement	Impedance	32 Ohm
Gain out 1	-40.00 dB	Gain out 2	0.00 dB
Gain in 1	0.00 dB	Gain in 2	0.00 dB
Mic 1 Power Supply	Off	Mic 2 Power Supply	Off

5.2 RCV Distortion and Noise - 500 Hz NB

TIA-5050 (2018-01) \ Measurements \ Narrowband \ 5.2 Receive Distortion and Noise 8N

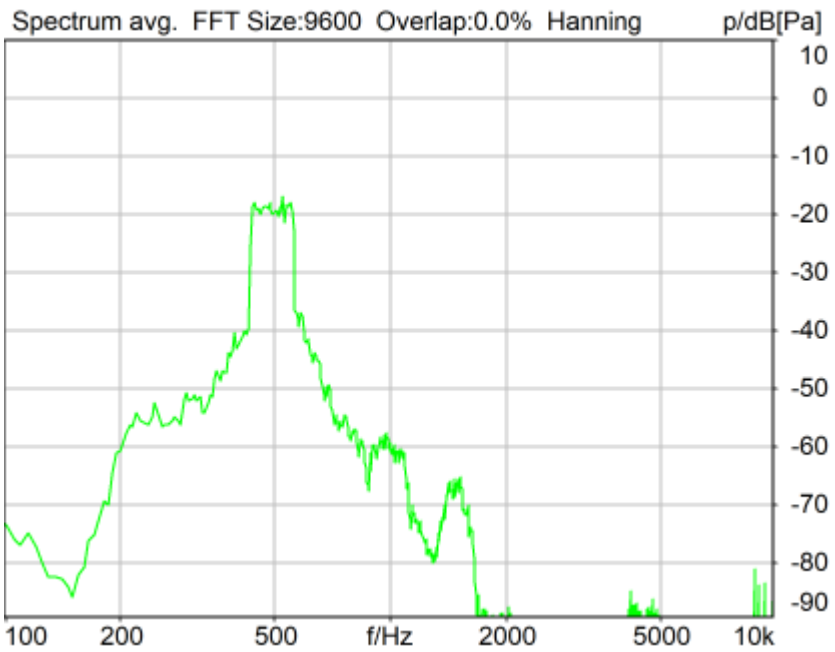

Distortion (Noise) RCV (packed): 27.05 dB (4.44%) Ok

Ok

2024/3/4 14:12 ACQUA 5.1.200
Unmodified HEAD acoustics Measurement Descriptor

Limits

	lower
Run 1	20.00 dB

Meas. Setting off

Underlying Standard: TIA-5050 (2018-01)
Database Version: 40_HAC_Suite_Rev03

Source: act_rpn_b250ms_500hz_sr20dbm0_v02.dat
Level adj. Ch1 -90.0 dB

Calibration
Input ch.2: 0.49 dB 2023/11/1 (HATS 1 (HMS II.3))
Output ch.2: 0.00 dB 2023/6/27 (Radio Tester 1 (CMW500))

Output Equalization/Filter
Mouth Eq. Ch.1: HATS 1 (HMS II.3)

Analysis

Direction	Out 2 -> In 2		
Range start	13550.00 ms	Range length	200.00 ms
Number of seq.	10	Sequence length	400.00 ms
Use FIR Filter	Ch2	FIR filter	drp2ff_ieee1652
DRP/ERP Ch.1:	Off	DRP/ERP Ch.2:	Off
Frequency base	Transformation		
FFT size	9600	Overlap	0 %

Window function.	Hanning	Smooth	Off
dB weighting	A Weighting		
Stimulus min.	410.0 Hz	Stimulus max.	595.0 Hz
Analysis min.	20.0 Hz	Analysis max.	405.0 Hz
Analysis (2) min.	600.0 Hz	Analysis (2) max.	20000.0 Hz

Special Features

Compensate delay	135.4000 ms (D_RCV_NB, Delay (Cross))
Store to variable	RCVNB10_500Hz

labCORE Settings

labCORE Serial	77000207	Nickname	
Firmware	3.4.17	Sync Source	Internal
Clock Pitch	0.00 ppm		

---

labCORE Routing

Out Channel 1 ->	Power Amp. (Slot 10) 1 -> HATS 1 (HMS II.3) Speaker
Out Channel 2 ->	VoIP 1 -> Radio Tester 1 (CMW500) RF In/Out
In Channel 1 <-	VoIP In/Out 1 <- Radio Tester 1 (CMW500) RF In/Out
In Channel 2 <-	BEQ Filter 1 R <- Mic Amp. (Slot 6) In 2 <- HATS 1 (HMS II.3) Mic. Right

---

Microphone Settings (Mic Amp. (Slot 6))

Channel In 1 Settings			
Range	114 dB[SPL] @ 12.5 mV/Pa	Highpass	20Hz
Polarisation Voltage	200V	Supply Voltage	±60V
Channel In 2 Settings			
Range	114 dB[SPL] @ 12.5 mV/Pa	Highpass	20Hz
Polarisation Voltage	200V	Supply Voltage	±60V
Channel In 3 Settings			
Range	114 dB[SPL] @ 12.5 mV/Pa	Highpass	Off
Polarisation Voltage	200V	Supply Voltage	±60V
Channel In 4 Settings			
Range	114 dB[SPL] @ 12.5 mV/Pa	Highpass	Off
Polarisation Voltage	200V	Supply Voltage	±60V

VoIP Settings (VoIP)

RTP Connection	Streaming	SIP Connection	Unavailable
SIP Reg. State	Unregistered	Jitterbuffer Length	140
Jitter Buffer Reset	On Playback	Enabled Codec	AMR-WB/16000/1
Packet Length	20	Encoder Parameter	

;;octet-align=0;default-local-mode=8;request-remote-mode=off

FMTP Parameter	octet-align=1;;octet-align=0		
Impairment Mode	Off	Impairment Type	Off

BEQ Settings (BEQ Filter 1)

Block mode	Bypass

Artificial Head Settings (HATS 1 (HMS II.3))

Ser. Nr.	12306613	Pinna Type	Type 3.3

HIB Settings

HIB Name	60020095	Serial	60020095
HIB Mode	Mobile Measurement	Impedance	32 Ohm
Gain out 1	-40.00 dB	Gain out 2	0.00 dB
Gain in 1	0.00 dB	Gain in 2	0.00 dB
Mic 1 Power Supply	Off	Mic 2 Power Supply	Off

5.2 RCV Distortion and Noise - 630 Hz NB

TIA-5050 (2018-01) \ Measurements \ Narrowband \ 5.2 Receive Distortion and Noise 8N

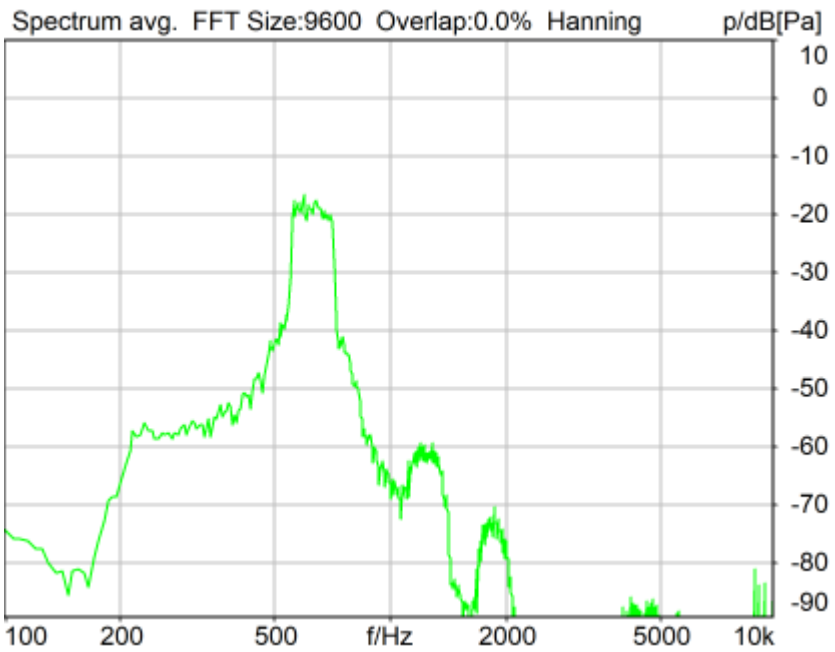

Distortion (Noise) RCV (packed): 27.04 dB (4.45%) Ok

Ok

2024/3/4 14:13 ACQUA 5.1.200
Unmodified HEAD acoustics Measurement Descriptor

Limits

	lower
Run 1	20.00 dB

Meas. Setting off

Underlying Standard: TIA-5050 (2018-01)
Database Version: 40_HAC_Suite_Rev03

Source: act_rpn_b250ms_630hz_sr20dbm0_v02.dat
Level adj. Ch1 -90.0 dB

Calibration
Input ch.2: 0.49 dB 2023/11/1 (HATS 1 (HMS II.3))
Output ch.2: 0.00 dB 2023/6/27 (Radio Tester 1 (CMW500))

Output Equalization/Filter
Mouth Eq. Ch.1: HATS 1 (HMS II.3)

Analysis

Direction	Out 2 -> In 2		
Range start	13550.00 ms	Range length	200.00 ms
Number of seq.	10	Sequence length	400.00 ms
Use FIR Filter	Ch2	FIR filter	drp2ff_ieee1652
DRP/ERP Ch.1:	Off	DRP/ERP Ch.2:	Off
Frequency base	Transformation		
FFT size	9600	Overlap	0 %

Window function.	Hanning	Smooth	Off
dB weighting	A Weighting		
Stimulus min.	525.0 Hz	Stimulus max.	745.0 Hz
Analysis min.	20.0 Hz	Analysis max.	520.0 Hz
Analysis (2) min.	750.0 Hz	Analysis (2) max.	20000.0 Hz

Special Features

Compensate delay	135.4000 ms (D_RCV_NB, Delay (Cross))
Store to variable	RCVNB10_630Hz

labCORE Settings

labCORE Serial	77000207	Nickname	
Firmware	3.4.17	Sync Source	Internal
Clock Pitch	0.00 ppm		

---

labCORE Routing

Out Channel 1 ->	Power Amp. (Slot 10) 1 -> HATS 1 (HMS II.3) Speaker
Out Channel 2 ->	VoIP 1 -> Radio Tester 1 (CMW500) RF In/Out
In Channel 1 <-	VoIP In/Out 1 <- Radio Tester 1 (CMW500) RF In/Out
In Channel 2 <-	BEQ Filter 1 R <- Mic Amp. (Slot 6) In 2 <- HATS 1 (HMS II.3) Mic. Right

---

Microphone Settings (Mic Amp. (Slot 6))

Channel In 1 Settings			
Range	114 dB[SPL] @ 12.5 mV/Pa	Highpass	20Hz
Polarisation Voltage	200V	Supply Voltage	±60V
Channel In 2 Settings			
Range	114 dB[SPL] @ 12.5 mV/Pa	Highpass	20Hz
Polarisation Voltage	200V	Supply Voltage	±60V
Channel In 3 Settings			
Range	114 dB[SPL] @ 12.5 mV/Pa	Highpass	Off
Polarisation Voltage	200V	Supply Voltage	±60V
Channel In 4 Settings			
Range	114 dB[SPL] @ 12.5 mV/Pa	Highpass	Off
Polarisation Voltage	200V	Supply Voltage	±60V

VoIP Settings (VoIP)

RTP Connection	Streaming	SIP Connection	Unavailable
SIP Reg. State	Unregistered	Jitterbuffer Length	140
Jitter Buffer Reset	On Playback	Enabled Codec	AMR-WB/16000/1
Packet Length	20	Encoder Parameter	

;;octet-align=0;default-local-mode=8;request-remote-mode=off

FMTP Parameter	octet-align=1;;octet-align=0		
Impairment Mode	Off	Impairment Type	Off

BEQ Settings (BEQ Filter 1)

Block mode	Bypass

Artificial Head Settings (HATS 1 (HMS II.3))

Ser. Nr.	12306613	Pinna Type	Type 3.3

HIB Settings

HIB Name	60020095	Serial	60020095
HIB Mode	Mobile Measurement	Impedance	32 Ohm
Gain out 1	-40.00 dB	Gain out 2	0.00 dB
Gain in 1	0.00 dB	Gain in 2	0.00 dB
Mic 1 Power Supply	Off	Mic 2 Power Supply	Off

5.2 RCV Distortion and Noise - 800 Hz NB

TIA-5050 (2018-01) \ Measurements \ Narrowband \ 5.2 Receive Distortion and Noise 8N

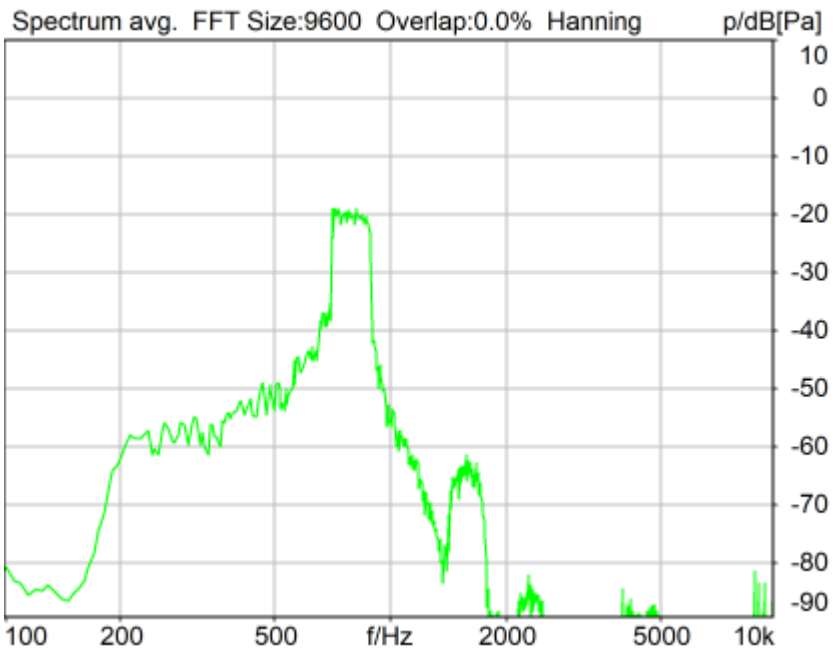

Distortion (Noise) RCV (packed): 25.17 dB (5.52%) Ok

Ok

2024/3/4 14:13 ACQUA 5.1.200
Unmodified HEAD acoustics Measurement Descriptor

Limits

	lower
Run 1	20.00 dB

Meas. Setting off

Underlying Standard: TIA-5050 (2018-01)
Database Version: 40_HAC_Suite_Rev03

Source: act_rpn_b250ms_800hz_sr20dbm0_v02.dat
Level adj. Ch1 -90.0 dB

Calibration
Input ch.2: 0.49 dB 2023/11/1 (HATS 1 (HMS II.3))
Output ch.2: 0.00 dB 2023/6/27 (Radio Tester 1 (CMW500))

Output Equalization/Filter
Mouth Eq. Ch.1: HATS 1 (HMS II.3)

Analysis

Direction	Out 2 -> In 2		
Range start	13550.00 ms	Range length	200.00 ms
Number of seq.	10	Sequence length	400.00 ms
Use FIR Filter	Ch2	FIR filter	drp2ff_ieee1652
DRP/ERP Ch.1:	Off	DRP/ERP Ch.2:	Off
Frequency base	Transformation		
FFT size	9600	Overlap	0 %

Window function.	Hanning	Smooth	Off
dB weighting	A Weighting		
Stimulus min.	675.0 Hz	Stimulus max.	925.0 Hz
Analysis min.	20.0 Hz	Analysis max.	670.0 Hz
Analysis (2) min.	930.0 Hz	Analysis (2) max.	20000.0 Hz

Special Features

Compensate delay	135.4000 ms (D_RCV_NB, Delay (Cross))
Store to variable	RCVNB10_800Hz

labCORE Settings

labCORE Serial	77000207	Nickname	
Firmware	3.4.17	Sync Source	Internal
Clock Pitch	0.00 ppm		

---

labCORE Routing

Out Channel 1 ->	Power Amp. (Slot 10) 1 -> HATS 1 (HMS II.3) Speaker
Out Channel 2 ->	VoIP 1 -> Radio Tester 1 (CMW500) RF In/Out
In Channel 1 <-	VoIP In/Out 1 <- Radio Tester 1 (CMW500) RF In/Out
In Channel 2 <-	BEQ Filter 1 R <- Mic Amp. (Slot 6) In 2 <- HATS 1 (HMS II.3) Mic. Right

---

Microphone Settings (Mic Amp. (Slot 6))

Channel In 1 Settings			
Range	114 dB[SPL] @ 12.5 mV/Pa	Highpass	20Hz
Polarisation Voltage	200V	Supply Voltage	±60V
Channel In 2 Settings			
Range	114 dB[SPL] @ 12.5 mV/Pa	Highpass	20Hz
Polarisation Voltage	200V	Supply Voltage	±60V
Channel In 3 Settings			
Range	114 dB[SPL] @ 12.5 mV/Pa	Highpass	Off
Polarisation Voltage	200V	Supply Voltage	±60V
Channel In 4 Settings			
Range	114 dB[SPL] @ 12.5 mV/Pa	Highpass	Off
Polarisation Voltage	200V	Supply Voltage	±60V

VoIP Settings (VoIP)

RTP Connection	Streaming	SIP Connection	Unavailable
SIP Reg. State	Unregistered	Jitterbuffer Length	140
Jitter Buffer Reset	On Playback	Enabled Codec	AMR-WB/16000/1
Packet Length	20	Encoder Parameter	

;;octet-align=0;default-local-mode=8;request-remote-mode=off

FMTP Parameter	octet-align=1;;octet-align=0		
Impairment Mode	Off	Impairment Type	Off

BEQ Settings (BEQ Filter 1)

Block mode	Bypass

Artificial Head Settings (HATS 1 (HMS II.3))

Ser. Nr.	12306613	Pinna Type	Type 3.3

HIB Settings

HIB Name	60020095	Serial	60020095
HIB Mode	Mobile Measurement	Impedance	32 Ohm
Gain out 1	-40.00 dB	Gain out 2	0.00 dB
Gain in 1	0.00 dB	Gain in 2	0.00 dB
Mic 1 Power Supply	Off	Mic 2 Power Supply	Off

5.2 RCV Distortion and Noise - 1000 Hz NB

TIA-5050 (2018-01) \ Measurements \ Narrowband \ 5.2 Receive Distortion and Noise 8N

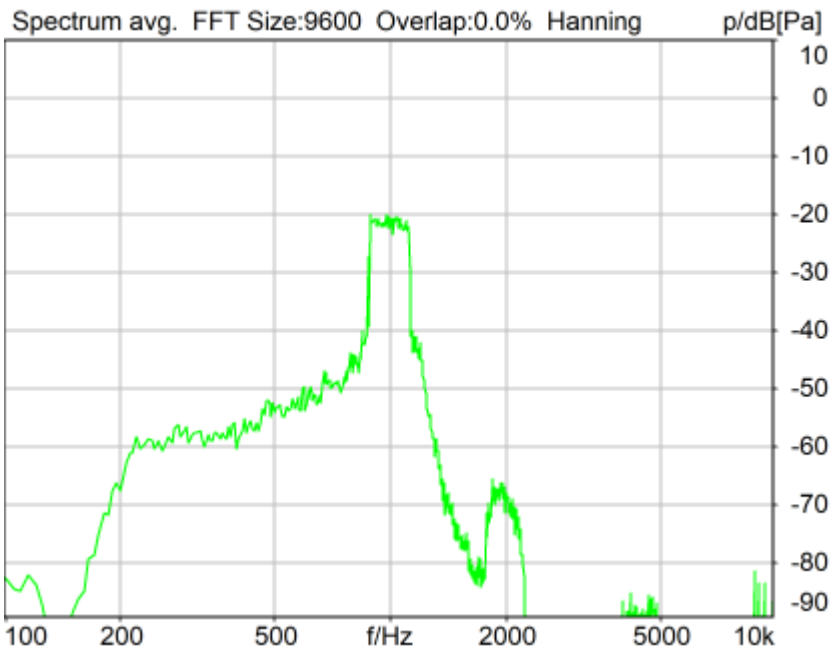

Distortion (Noise) RCV (packed): 23.76 dB (6.48%) Ok

Ok

2024/3/4 14:14 ACQUA 5.1.200
Unmodified HEAD acoustics Measurement Descriptor

Limits

	lower
Run 1	20.00 dB

Meas. Setting off

Underlying Standard: TIA-5050 (2018-01)
Database Version: 40_HAC_Suite_Rev03

Source: act_rpn_b250ms_1000hz_sr20dbm0_v02.dat
Level adj. Ch1 -90.0 dB

Calibration
Input ch.2: 0.49 dB 2023/11/1 (HATS 1 (HMS II.3))
Output ch.2: 0.00 dB 2023/6/27 (Radio Tester 1 (CMW500))

Output Equalization/Filter
Mouth Eq. Ch.1: HATS 1 (HMS II.3)

Analysis

Direction	Out 2 -> In 2		
Range start	13550.00 ms	Range length	200.00 ms
Number of seq.	10	Sequence length	400.00 ms
Use FIR Filter	Ch2	FIR filter	drp2ff_ieee1652
DRP/ERP Ch.1:	Off	DRP/ERP Ch.2:	Off
Frequency base	Transformation		
FFT size	9600	Overlap	0 %

Window function.	Hanning	Smooth	Off
dB weighting	A Weighting		
Stimulus min.	855.0 Hz	Stimulus max.	1155.0 Hz
Analysis min.	20.0 Hz	Analysis max.	850.0 Hz
Analysis (2) min.	1160.0 Hz	Analysis (2) max.	20000.0 Hz

Special Features

Compensate delay	135.4000 ms (D_RCV_NB, Delay (Cross))
Store to variable	RCVNB10_1000Hz

labCORE Settings

labCORE Serial	77000207	Nickname	
Firmware	3.4.17	Sync Source	Internal
Clock Pitch	0.00 ppm		

---

labCORE Routing

Out Channel 1 ->	Power Amp. (Slot 10) 1 -> HATS 1 (HMS II.3) Speaker
Out Channel 2 ->	VoIP 1 -> Radio Tester 1 (CMW500) RF In/Out
In Channel 1 <-	VoIP In/Out 1 <- Radio Tester 1 (CMW500) RF In/Out
In Channel 2 <-	BEQ Filter 1 R <- Mic Amp. (Slot 6) In 2 <- HATS 1 (HMS II.3) Mic. Right

---

Microphone Settings (Mic Amp. (Slot 6))

Channel In 1 Settings			
Range	114 dB[SPL] @ 12.5 mV/Pa	Highpass	20Hz
Polarisation Voltage	200V	Supply Voltage	±60V
Channel In 2 Settings			
Range	114 dB[SPL] @ 12.5 mV/Pa	Highpass	20Hz
Polarisation Voltage	200V	Supply Voltage	±60V
Channel In 3 Settings			
Range	114 dB[SPL] @ 12.5 mV/Pa	Highpass	Off
Polarisation Voltage	200V	Supply Voltage	±60V
Channel In 4 Settings			
Range	114 dB[SPL] @ 12.5 mV/Pa	Highpass	Off
Polarisation Voltage	200V	Supply Voltage	±60V

VoIP Settings (VoIP)

RTP Connection	Streaming	SIP Connection	Unavailable
SIP Reg. State	Unregistered	Jitterbuffer Length	140
Jitter Buffer Reset	On Playback	Enabled Codec	AMR-WB/16000/1
Packet Length	20	Encoder Parameter	

;;octet-align=0;default-local-mode=8;request-remote-mode=off

FMTP Parameter	octet-align=1;;octet-align=0		
Impairment Mode	Off	Impairment Type	Off

BEQ Settings (BEQ Filter 1)

Block mode	Bypass

Artificial Head Settings (HATS 1 (HMS II.3))

Ser. Nr.	12306613	Pinna Type	Type 3.3

HIB Settings

HIB Name	60020095	Serial	60020095
HIB Mode	Mobile Measurement	Impedance	32 Ohm
Gain out 1	-40.00 dB	Gain out 2	0.00 dB
Gain in 1	0.00 dB	Gain in 2	0.00 dB
Mic 1 Power Supply	Off	Mic 2 Power Supply	Off

5.2 RCV Distortion and Noise - 1250 Hz NB

TIA-5050 (2018-01) \ Measurements \ Narrowband \ 5.2 Receive Distortion and Noise 8N

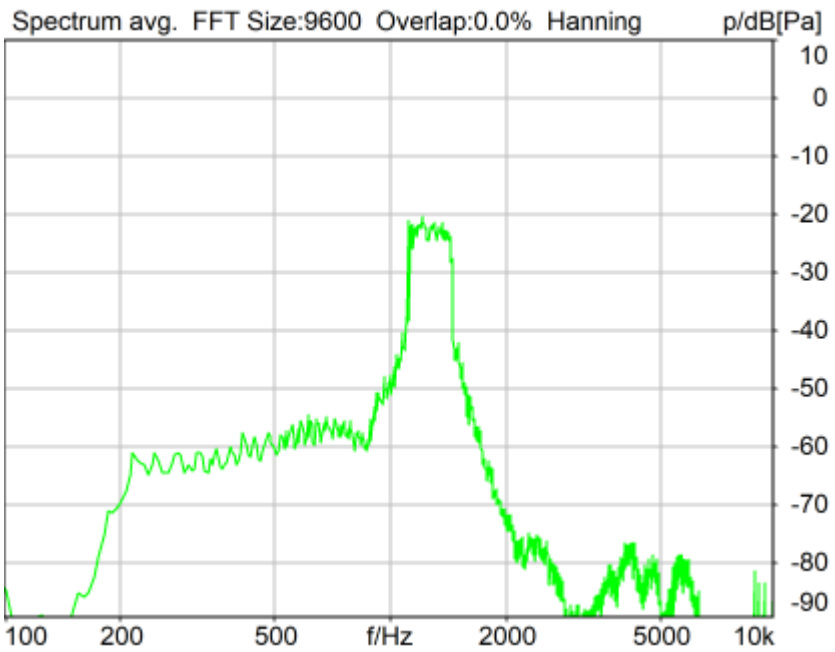

Distortion (Noise) RCV (packed): 23.08 dB (7.02%) Ok

Ok

2024/3/4 14:14 ACQUA 5.1.200
Unmodified HEAD acoustics Measurement Descriptor

Limits

	lower
Run 1	20.00 dB

Meas. Setting off

Underlying Standard: TIA-5050 (2018-01)
Database Version: 40_HAC_Suite_Rev03

Source: act_rpn_b250ms_1250hz_sr20dbm0_v02.dat
Level adj. Ch1 -90.0 dB

Calibration
Input ch.2: 0.49 dB 2023/11/1 (HATS 1 (HMS II.3))
Output ch.2: 0.00 dB 2023/6/27 (Radio Tester 1 (CMW500))

Output Equalization/Filter
Mouth Eq. Ch.1: HATS 1 (HMS II.3)

Analysis

Direction	Out 2 -> In 2		
Range start	13550.00 ms	Range length	200.00 ms
Number of seq.	10	Sequence length	400.00 ms
Use FIR Filter	Ch2	FIR filter	drp2ff_ieee1652
DRP/ERP Ch.1:	Off	DRP/ERP Ch.2:	Off
Frequency base	Transformation		
FFT size	9600	Overlap	0 %

Window function.	Hanning	Smooth	Off
dB weighting	A Weighting		
Stimulus min.	1085.0 Hz	Stimulus max.	1450.0 Hz
Analysis min.	20.0 Hz	Analysis max.	1080.0 Hz
Analysis (2) min.	1455.0 Hz	Analysis (2) max.	20000.0 Hz

Special Features

Compensate delay	135.4000 ms (D_RCV_NB, Delay (Cross))
Store to variable	RCVNB10_1250Hz

labCORE Settings

labCORE Serial	77000207	Nickname	
Firmware	3.4.17	Sync Source	Internal
Clock Pitch	0.00 ppm		

---

labCORE Routing

Out Channel 1 ->	Power Amp. (Slot 10) 1 -> HATS 1 (HMS II.3) Speaker
Out Channel 2 ->	VoIP 1 -> Radio Tester 1 (CMW500) RF In/Out
In Channel 1 <-	VoIP In/Out 1 <- Radio Tester 1 (CMW500) RF In/Out
In Channel 2 <-	BEQ Filter 1 R <- Mic Amp. (Slot 6) In 2 <- HATS 1 (HMS II.3) Mic. Right

---

Microphone Settings (Mic Amp. (Slot 6))

Channel In 1 Settings			
Range	114 dB[SPL] @ 12.5 mV/Pa	Highpass	20Hz
Polarisation Voltage	200V	Supply Voltage	±60V
Channel In 2 Settings			
Range	114 dB[SPL] @ 12.5 mV/Pa	Highpass	20Hz
Polarisation Voltage	200V	Supply Voltage	±60V
Channel In 3 Settings			
Range	114 dB[SPL] @ 12.5 mV/Pa	Highpass	Off
Polarisation Voltage	200V	Supply Voltage	±60V
Channel In 4 Settings			
Range	114 dB[SPL] @ 12.5 mV/Pa	Highpass	Off
Polarisation Voltage	200V	Supply Voltage	±60V

VoIP Settings (VoIP)

RTP Connection	Streaming	SIP Connection	Unavailable
SIP Reg. State	Unregistered	Jitterbuffer Length	140
Jitter Buffer Reset	On Playback	Enabled Codec	AMR-WB/16000/1
Packet Length	20	Encoder Parameter	

;;octet-align=0;default-local-mode=8;request-remote-mode=off

FMTP Parameter	octet-align=1;;octet-align=0		
Impairment Mode	Off	Impairment Type	Off

BEQ Settings (BEQ Filter 1)

Block mode	Bypass

Artificial Head Settings (HATS 1 (HMS II.3))

Ser. Nr.	12306613	Pinna Type	Type 3.3

HIB Settings

HIB Name	60020095	Serial	60020095
HIB Mode	Mobile Measurement	Impedance	32 Ohm
Gain out 1	-40.00 dB	Gain out 2	0.00 dB
Gain in 1	0.00 dB	Gain in 2	0.00 dB
Mic 1 Power Supply	Off	Mic 2 Power Supply	Off

5.2 RCV Distortion and Noise - 1600 Hz NB

TIA-5050 (2018-01) \ Measurements \ Narrowband \ 5.2 Receive Distortion and Noise 8N

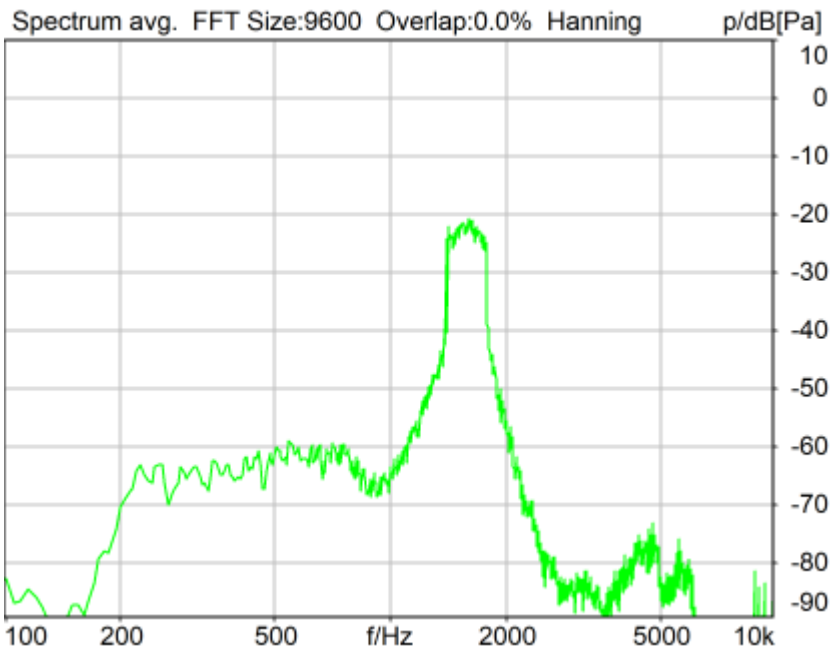

Distortion (Noise) RCV (packed): 24.77 dB (5.77%) Ok

Ok

2024/3/4 14:14 ACQUA 5.1.200
Unmodified HEAD acoustics Measurement Descriptor

Limits

	lower
Run 1	20.00 dB

Meas. Setting off

Underlying Standard: TIA-5050 (2018-01)
Database Version: 40_HAC_Suite_Rev03

Source: act_rpn_b250ms_1600hz_sr20dbm0_v02.dat
Level adj. Ch1 -90.0 dB

Calibration
Input ch.2: 0.49 dB 2023/11/1 (HATS 1 (HMS II.3))
Output ch.2: 0.00 dB 2023/6/27 (Radio Tester 1 (CMW500))

Output Equalization/Filter
Mouth Eq. Ch.1: HATS 1 (HMS II.3)

Analysis

Direction	Out 2 -> In 2		
Range start	13550.00 ms	Range length	200.00 ms
Number of seq.	10	Sequence length	400.00 ms
Use FIR Filter	Ch2	FIR filter	drp2ff_ieee1652
DRP/ERP Ch.1:	Off	DRP/ERP Ch.2:	Off
Frequency base	Transformation		
FFT size	9600	Overlap	0 %

Window function.	Hanning	Smooth	Off
dB weighting	A Weighting		
Stimulus min.	1375.0 Hz	Stimulus max.	1815.0 Hz
Analysis min.	20.0 Hz	Analysis max.	1370.0 Hz
Analysis (2) min.	1820.0 Hz	Analysis (2) max.	20000.0 Hz

Special Features

Compensate delay	135.4000 ms (D_RCV_NB, Delay (Cross))
Store to variable	RCVNB10_1600Hz

labCORE Settings

labCORE Serial	77000207	Nickname	
Firmware	3.4.17	Sync Source	Internal
Clock Pitch	0.00 ppm		

---

labCORE Routing

Out Channel 1 ->	Power Amp. (Slot 10) 1 -> HATS 1 (HMS II.3) Speaker
Out Channel 2 ->	VoIP 1 -> Radio Tester 1 (CMW500) RF In/Out
In Channel 1 <-	VoIP In/Out 1 <- Radio Tester 1 (CMW500) RF In/Out
In Channel 2 <-	BEQ Filter 1 R <- Mic Amp. (Slot 6) In 2 <- HATS 1 (HMS II.3) Mic. Right

---

Microphone Settings (Mic Amp. (Slot 6))

Channel In 1 Settings			
Range	114 dB[SPL] @ 12.5 mV/Pa	Highpass	20Hz
Polarisation Voltage	200V	Supply Voltage	±60V
Channel In 2 Settings			
Range	114 dB[SPL] @ 12.5 mV/Pa	Highpass	20Hz
Polarisation Voltage	200V	Supply Voltage	±60V
Channel In 3 Settings			
Range	114 dB[SPL] @ 12.5 mV/Pa	Highpass	Off
Polarisation Voltage	200V	Supply Voltage	±60V
Channel In 4 Settings			
Range	114 dB[SPL] @ 12.5 mV/Pa	Highpass	Off
Polarisation Voltage	200V	Supply Voltage	±60V

VoIP Settings (VoIP)

RTP Connection	Streaming	SIP Connection	Unavailable
SIP Reg. State	Unregistered	Jitterbuffer Length	140
Jitter Buffer Reset	On Playback	Enabled Codec	AMR-WB/16000/1
Packet Length	20	Encoder Parameter	

;;octet-align=0;default-local-mode=8;request-remote-mode=off

FMTP Parameter	octet-align=1;;octet-align=0		
Impairment Mode	Off	Impairment Type	Off

BEQ Settings (BEQ Filter 1)

Block mode	Bypass

Artificial Head Settings (HATS 1 (HMS II.3))

Ser. Nr.	12306613	Pinna Type	Type 3.3

HIB Settings

HIB Name	60020095	Serial	60020095
HIB Mode	Mobile Measurement	Impedance	32 Ohm
Gain out 1	-40.00 dB	Gain out 2	0.00 dB
Gain in 1	0.00 dB	Gain in 2	0.00 dB
Mic 1 Power Supply	Off	Mic 2 Power Supply	Off

5.2 RCV Distortion and Noise - 2000 Hz NB

TIA-5050 (2018-01) \ Measurements \ Narrowband \ 5.2 Receive Distortion and Noise 8N

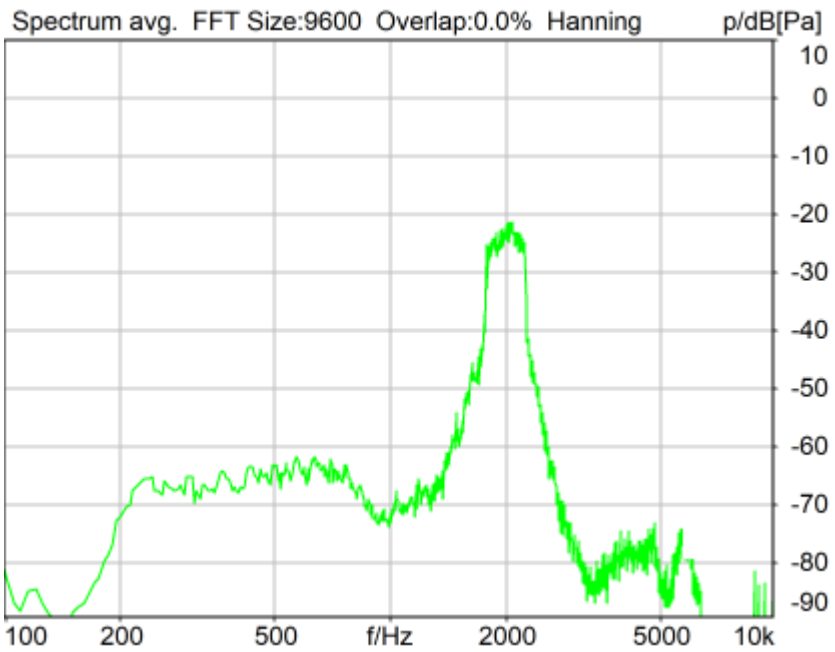

Distortion (Noise) RCV (packed): 22.67 dB (7.36%) Ok

Ok

2024/3/4 14:15 ACQUA 5.1.200
Unmodified HEAD acoustics Measurement Descriptor

Limits

	lower
Run 1	20.00 dB

Meas. Setting off

Underlying Standard: TIA-5050 (2018-01)
Database Version: 40_HAC_Suite_Rev03

Source: act_rpn_b250ms_2000hz_sr20dbm0_v02.dat
Level adj. Ch1 -90.0 dB

Calibration
Input ch.2: 0.49 dB 2023/11/1 (HATS 1 (HMS II.3))
Output ch.2: 0.00 dB 2023/6/27 (Radio Tester 1 (CMW500))

Output Equalization/Filter
Mouth Eq. Ch.1: HATS 1 (HMS II.3)

Analysis

Direction	Out 2 -> In 2		
Range start	13550.00 ms	Range length	200.00 ms
Number of seq.	10	Sequence length	400.00 ms
Use FIR Filter	Ch2	FIR filter	drp2ff_ieee1652
DRP/ERP Ch.1:	Off	DRP/ERP Ch.2:	Off
Frequency base	Transformation		
FFT size	9600	Overlap	0 %

Window function.	Hanning	Smooth	Off
dB weighting	A Weighting		
Stimulus min.	1745.0 Hz	Stimulus max.	2275.0 Hz
Analysis min.	20.0 Hz	Analysis max.	1740.0 Hz
Analysis (2) min.	2280.0 Hz	Analysis (2) max.	20000.0 Hz

Special Features

Compensate delay	135.4000 ms (D_RCV_NB, Delay (Cross))
Store to variable	RCVNB10_2000Hz

labCORE Settings

labCORE Serial	77000207	Nickname	
Firmware	3.4.17	Sync Source	Internal
Clock Pitch	0.00 ppm		

---

labCORE Routing

Out Channel 1 ->	Power Amp. (Slot 10) 1 -> HATS 1 (HMS II.3) Speaker
Out Channel 2 ->	VoIP 1 -> Radio Tester 1 (CMW500) RF In/Out
In Channel 1 <-	VoIP In/Out 1 <- Radio Tester 1 (CMW500) RF In/Out
In Channel 2 <-	BEQ Filter 1 R <- Mic Amp. (Slot 6) In 2 <- HATS 1 (HMS II.3) Mic. Right

---

Microphone Settings (Mic Amp. (Slot 6))

Channel In 1 Settings			
Range	114 dB[SPL] @ 12.5 mV/Pa	Highpass	20Hz
Polarisation Voltage	200V	Supply Voltage	±60V
Channel In 2 Settings			
Range	114 dB[SPL] @ 12.5 mV/Pa	Highpass	20Hz
Polarisation Voltage	200V	Supply Voltage	±60V
Channel In 3 Settings			
Range	114 dB[SPL] @ 12.5 mV/Pa	Highpass	Off
Polarisation Voltage	200V	Supply Voltage	±60V
Channel In 4 Settings			
Range	114 dB[SPL] @ 12.5 mV/Pa	Highpass	Off
Polarisation Voltage	200V	Supply Voltage	±60V

VoIP Settings (VoIP)

RTP Connection	Streaming	SIP Connection	Unavailable
SIP Reg. State	Unregistered	Jitterbuffer Length	140
Jitter Buffer Reset	On Playback	Enabled Codec	AMR-WB/16000/1
Packet Length	20	Encoder Parameter	

;;octet-align=0;default-local-mode=8;request-remote-mode=off

FMTP Parameter	octet-align=1;;octet-align=0		
Impairment Mode	Off	Impairment Type	Off

BEQ Settings (BEQ Filter 1)

Block mode	Bypass

Artificial Head Settings (HATS 1 (HMS II.3))

Ser. Nr.	12306613	Pinna Type	Type 3.3

HIB Settings

HIB Name	60020095	Serial	60020095
HIB Mode	Mobile Measurement	Impedance	32 Ohm
Gain out 1	-40.00 dB	Gain out 2	0.00 dB
Gain in 1	0.00 dB	Gain in 2	0.00 dB
Mic 1 Power Supply	Off	Mic 2 Power Supply	Off

5.2 RCV Distortion and Noise - 2500 Hz NB

TIA-5050 (2018-01) \ Measurements \ Narrowband \ 5.2 Receive Distortion and Noise 8N

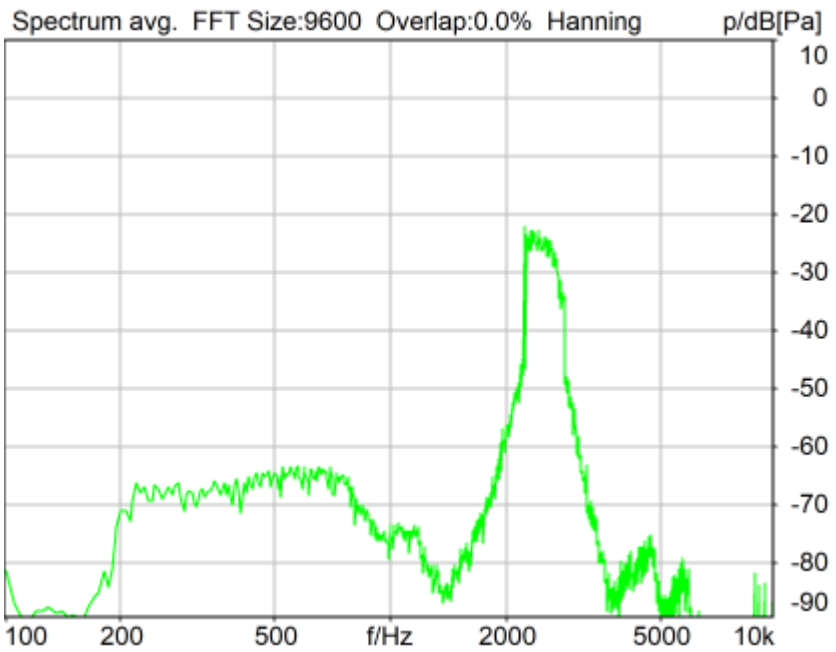

Distortion (Noise) RCV (packed): 25.90 dB (5.07%) Ok

Ok

2024/3/4 14:15 ACQUA 5.1.200
Unmodified HEAD acoustics Measurement Descriptor

Limits

	lower
Run 1	20.00 dB

Meas. Setting off

Underlying Standard: TIA-5050 (2018-01)
Database Version: 40_HAC_Suite_Rev03

Source: act_rpn_b250ms_2500hz_sr20dbm0_v02.dat
Level adj. Ch1 -90.0 dB

Calibration
Input ch.2: 0.49 dB 2023/11/1 (HATS 1 (HMS II.3))
Output ch.2: 0.00 dB 2023/6/27 (Radio Tester 1 (CMW500))

Output Equalization/Filter
Mouth Eq. Ch.1: HATS 1 (HMS II.3)

Analysis

Direction	Out 2 -> In 2		
Range start	13550.00 ms	Range length	200.00 ms
Number of seq.	10	Sequence length	400.00 ms
Use FIR Filter	Ch2	FIR filter	drp2ff_ieee1652
DRP/ERP Ch.1:	Off	DRP/ERP Ch.2:	Off
Frequency base	Transformation		
FFT size	9600	Overlap	0 %

Window function.	Hanning	Smooth	Off
dB weighting	A Weighting		
Stimulus min.	2205.0 Hz	Stimulus max.	2855.0 Hz
Analysis min.	20.0 Hz	Analysis max.	2200.0 Hz
Analysis (2) min.	2860.0 Hz	Analysis (2) max.	20000.0 Hz

Special Features

Compensate delay	135.4000 ms (D_RCV_NB, Delay (Cross))
Store to variable	RCVNB10_2500Hz

labCORE Settings

labCORE Serial	77000207	Nickname	
Firmware	3.4.17	Sync Source	Internal
Clock Pitch	0.00 ppm		

---

labCORE Routing

Out Channel 1 ->	Power Amp. (Slot 10) 1 -> HATS 1 (HMS II.3) Speaker
Out Channel 2 ->	VoIP 1 -> Radio Tester 1 (CMW500) RF In/Out
In Channel 1 <-	VoIP In/Out 1 <- Radio Tester 1 (CMW500) RF In/Out
In Channel 2 <-	BEQ Filter 1 R <- Mic Amp. (Slot 6) In 2 <- HATS 1 (HMS II.3) Mic. Right

---

Microphone Settings (Mic Amp. (Slot 6))

Channel In 1 Settings			
Range	114 dB[SPL] @ 12.5 mV/Pa	Highpass	20Hz
Polarisation Voltage	200V	Supply Voltage	±60V
Channel In 2 Settings			
Range	114 dB[SPL] @ 12.5 mV/Pa	Highpass	20Hz
Polarisation Voltage	200V	Supply Voltage	±60V
Channel In 3 Settings			
Range	114 dB[SPL] @ 12.5 mV/Pa	Highpass	Off
Polarisation Voltage	200V	Supply Voltage	±60V
Channel In 4 Settings			
Range	114 dB[SPL] @ 12.5 mV/Pa	Highpass	Off
Polarisation Voltage	200V	Supply Voltage	±60V

VoIP Settings (VoIP)

RTP Connection	Streaming	SIP Connection	Unavailable
SIP Reg. State	Unregistered	Jitterbuffer Length	140
Jitter Buffer Reset	On Playback	Enabled Codec	AMR-WB/16000/1
Packet Length	20	Encoder Parameter	

;;octet-align=0;default-local-mode=8;request-remote-mode=off

FMTP Parameter	octet-align=1;;octet-align=0		
Impairment Mode	Off	Impairment Type	Off

BEQ Settings (BEQ Filter 1)

Block mode	Bypass

Artificial Head Settings (HATS 1 (HMS II.3))

Ser. Nr.	12306613	Pinna Type	Type 3.3

HIB Settings

HIB Name	60020095	Serial	60020095
HIB Mode	Mobile Measurement	Impedance	32 Ohm
Gain out 1	-40.00 dB	Gain out 2	0.00 dB
Gain in 1	0.00 dB	Gain in 2	0.00 dB
Mic 1 Power Supply	Off	Mic 2 Power Supply	Off

5.2 RCV Distortion and Noise - 3150 Hz NB

TIA-5050 (2018-01) \ Measurements \ Narrowband \ 5.2 Receive Distortion and Noise 8N

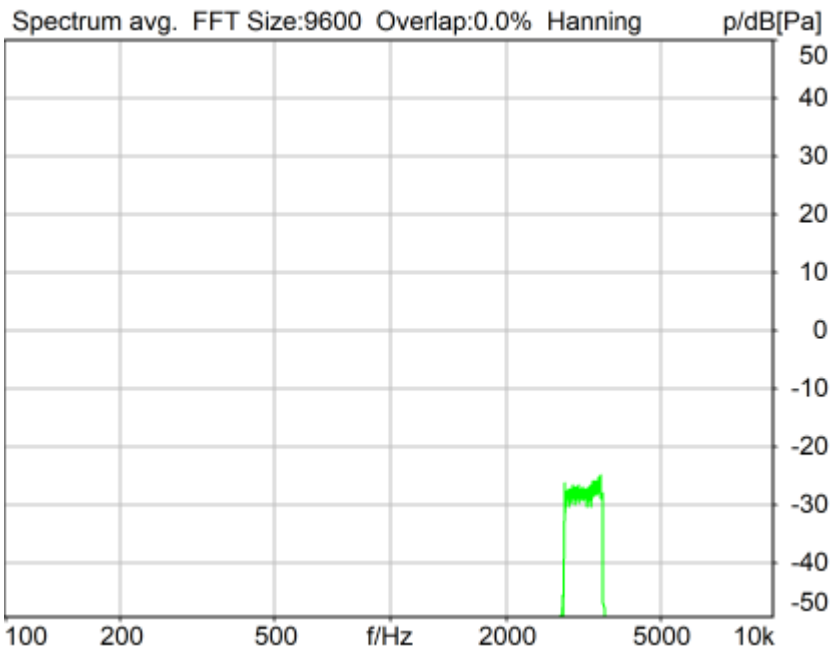

Distortion (Noise) RCV (packed): 28.29 dB (3.85%) Ok

Ok

2024/3/4 14:16 ACQUA 5.1.200
Unmodified HEAD acoustics Measurement Descriptor

Limits

	lower
Run 1	20.00 dB

Meas. Setting off

Underlying Standard: TIA-5050 (2018-01)
Database Version: 40_HAC_Suite_Rev03

Source: act_rpn_b250ms_3150hz_sr20dbm0_v02.dat
Level adj. Ch1 -90.0 dB

Calibration
Input ch.2: 0.49 dB 2023/11/1 (HATS 1 (HMS II.3))
Output ch.2: 0.00 dB 2023/6/27 (Radio Tester 1 (CMW500))

Output Equalization/Filter
Mouth Eq. Ch.1: HATS 1 (HMS II.3)

Analysis

Direction	Out 2 -> In 2		
Range start	13550.00 ms	Range length	200.00 ms
Number of seq.	10	Sequence length	400.00 ms
Use FIR Filter	Ch2	FIR filter	drp2ff_ieee1652
DRP/ERP Ch.1:	Off	DRP/ERP Ch.2:	Off
Frequency base	Transformation		
FFT size	9600	Overlap	0 %

Window function.	Hanning	Smooth	Off
dB weighting	A Weighting		
Stimulus min.	2785.0 Hz	Stimulus max.	3585.0 Hz
Analysis min.	20.0 Hz	Analysis max.	2780.0 Hz
Analysis (2) min.	3590.0 Hz	Analysis (2) max.	20000.0 Hz

Special Features

Compensate delay	135.4000 ms (D_RCV_NB, Delay (Cross))
Store to variable	RCVNB10_3150Hz

labCORE Settings

labCORE Serial	77000207	Nickname	
Firmware	3.4.17	Sync Source	Internal
Clock Pitch	0.00 ppm		

---

labCORE Routing

Out Channel 1 ->	Power Amp. (Slot 10) 1 -> HATS 1 (HMS II.3) Speaker
Out Channel 2 ->	VoIP 1 -> Radio Tester 1 (CMW500) RF In/Out
In Channel 1 <-	VoIP In/Out 1 <- Radio Tester 1 (CMW500) RF In/Out
In Channel 2 <-	BEQ Filter 1 R <- Mic Amp. (Slot 6) In 2 <- HATS 1 (HMS II.3) Mic. Right

---

Microphone Settings (Mic Amp. (Slot 6))

Channel In 1 Settings			
Range	114 dB[SPL] @ 12.5 mV/Pa	Highpass	20Hz
Polarisation Voltage	200V	Supply Voltage	±60V
Channel In 2 Settings			
Range	114 dB[SPL] @ 12.5 mV/Pa	Highpass	20Hz
Polarisation Voltage	200V	Supply Voltage	±60V
Channel In 3 Settings			
Range	114 dB[SPL] @ 12.5 mV/Pa	Highpass	Off
Polarisation Voltage	200V	Supply Voltage	±60V
Channel In 4 Settings			
Range	114 dB[SPL] @ 12.5 mV/Pa	Highpass	Off
Polarisation Voltage	200V	Supply Voltage	±60V

VoIP Settings (VoIP)

RTP Connection	Streaming	SIP Connection	Unavailable
SIP Reg. State	Unregistered	Jitterbuffer Length	140
Jitter Buffer Reset	On Playback	Enabled Codec	AMR-WB/16000/1
Packet Length	20	Encoder Parameter	

;;octet-align=0;default-local-mode=8;request-remote-mode=off

FMTP Parameter	octet-align=1;;octet-align=0		
Impairment Mode	Off	Impairment Type	Off

BEQ Settings (BEQ Filter 1)

Block mode	Bypass

Artificial Head Settings (HATS 1 (HMS II.3))

Ser. Nr.	12306613	Pinna Type	Type 3.3

HIB Settings

HIB Name	60020095	Serial	60020095
HIB Mode	Mobile Measurement	Impedance	32 Ohm
Gain out 1	-40.00 dB	Gain out 2	0.00 dB
Gain in 1	0.00 dB	Gain in 2	0.00 dB
Mic 1 Power Supply	Off	Mic 2 Power Supply	Off

Report - Receive Distortion and Noise (Conversational Gain)

TIA-5050 (2018-01) \ Measurements \ Narrowband \ 5.2 Receive Distortion and Noise 8N

Region	Frequency	SDNR

1	400Hz	26.59 dB
2	500Hz	27.05 dB
3	630Hz	27.04 dB
4	800Hz	25.17 dB
5	1000Hz	23.76 dB
6	1250Hz	23.08 dB
7	1600Hz	24.77 dB
8	2000Hz	22.67 dB
9	2500Hz	25.90 dB
10	3150Hz	28.29 dB

All SDNRs were greater than 20.0 dB, requirement was met.
Smallest SDNR was 22.67dB at 2000Hz.

2024/3/4 14:16 ACQUA

5.2 RCV Distortion and Noise - 400 Hz NB

TIA-5050 (2018-01) \ Measurements \ Narrowband \ 5.2 Receive Distortion and Noise 2N

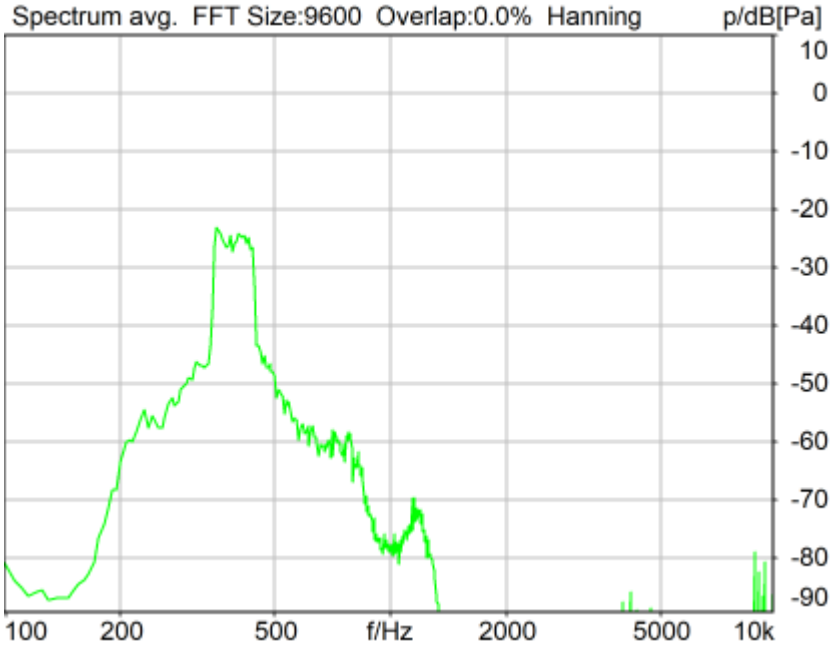

Distortion (Noise) RCV (packed): 26.67 dB (4.64%) Ok

Ok

2024/3/4 14:05 ACQUA 5.1.200

Unmodified HEAD acoustics Measurement Descriptor

Limits

	lower
Run 1	20.00 dB

Meas. Setting off

Underlying Standard: TIA-5050 (2018-01)
Database Version: 40_HAC_Suite_Rev03

Source: act_rpn_b250ms_400hz_sr20dbm0_v02.dat
Level adj. Ch1 -90.0 dB

Calibration
Input ch.2: 0.49 dB 2023/11/1 (HATS 1 (HMS II.3))
Output ch.2: 0.00 dB 2023/6/27 (Radio Tester 1 (CMW500))

Output Equalization/Filter
Mouth Eq. Ch.1: HATS 1 (HMS II.3)

Analysis

Direction	Out 2 -> In 2		
Range start	13550.00 ms	Range length	200.00 ms
Number of seq.	10	Sequence length	400.00 ms
Use FIR Filter	Ch2	FIR filter	drp2ff_ieee1652
DRP/ERP Ch.1:	Off	DRP/ERP Ch.2:	Off
Frequency base	Transformation		
FFT size	9600	Overlap	0 %
Window function.	Hanning	Smooth	Off
dB weighting	A Weighting		
Stimulus min.	320.0 Hz	Stimulus max.	480.0 Hz
Analysis min.	20.0 Hz	Analysis max.	315.0 Hz
Analysis (2) min.	485.0 Hz	Analysis (2) max.	20000.0 Hz

Special Features
Compensate delay 135.4000 ms (D_RCV_NB, Delay (Cross))
Store to variable RCVNB10_400Hz

labCORE Settings

labCORE Serial	77000207	Nickname	
Firmware	3.4.17	Sync Source	Internal
Clock Pitch	0.00 ppm		

---
labCORE Routing
Out Channel 1 -> Power Amp. (Slot 10) 1 -> HATS 1 (HMS II.3) Speaker
Out Channel 2 -> VoIP 1 -> Radio Tester 1 (CMW500) RF In/Out
In Channel 1 <- VoIP In/Out 1 <- Radio Tester 1 (CMW500) RF In/Out
In Channel 2 <- BEQ Filter 1 R <- Mic Amp. (Slot 6) In 2 <- HATS 1 (HMS II.3) Mic. Right
---
Microphone Settings (Mic Amp. (Slot 6))
Channel In 1 Settings

Range	114 dB[SPL] @ 12.5 mV/Pa	Highpass	20Hz
Polarisation Voltage	200V	Supply Voltage	±60V

Channel In 2 Settings

Range	114 dB[SPL] @ 12.5 mV/Pa	Highpass	20Hz
Polarisation Voltage	200V	Supply Voltage	±60V

Channel In 3 Settings

Range	114 dB[SPL] @ 12.5 mV/Pa	Highpass	Off
Polarisation Voltage	200V	Supply Voltage	±60V

Channel In 4 Settings

Range	114 dB[SPL] @ 12.5 mV/Pa	Highpass	Off
Polarisation Voltage	200V	Supply Voltage	±60V

VoIP Settings (VoIP)

RTP Connection	Streaming	SIP Connection	Unavailable
SIP Reg. State	Unregistered	Jitterbuffer Length	140
Jitter Buffer Reset	On Playback	Enabled Codec	AMR-WB/16000/1
Packet Length	20	Encoder Parameter	

;;octet-align=0;default-local-mode=8;request-remote-mode=off

FMTP Parameter	octet-align=1;;octet-align=0		
Impairment Mode	Off	Impairment Type	Off

BEQ Settings (BEQ Filter 1)

Block mode	Bypass

Artificial Head Settings (HATS 1 (HMS II.3))

Ser. Nr.	12306613	Pinna Type	Type 3.3

HIB Settings

HIB Name	60020095	Serial	60020095
HIB Mode	Mobile Measurement	Impedance	32 Ohm
Gain out 1	-40.00 dB	Gain out 2	0.00 dB
Gain in 1	0.00 dB	Gain in 2	0.00 dB
Mic 1 Power Supply	Off	Mic 2 Power Supply	Off

5.2 RCV Distortion and Noise - 500 Hz NB

TIA-5050 (2018-01) \ Measurements \ Narrowband \ 5.2 Receive Distortion and Noise 2N

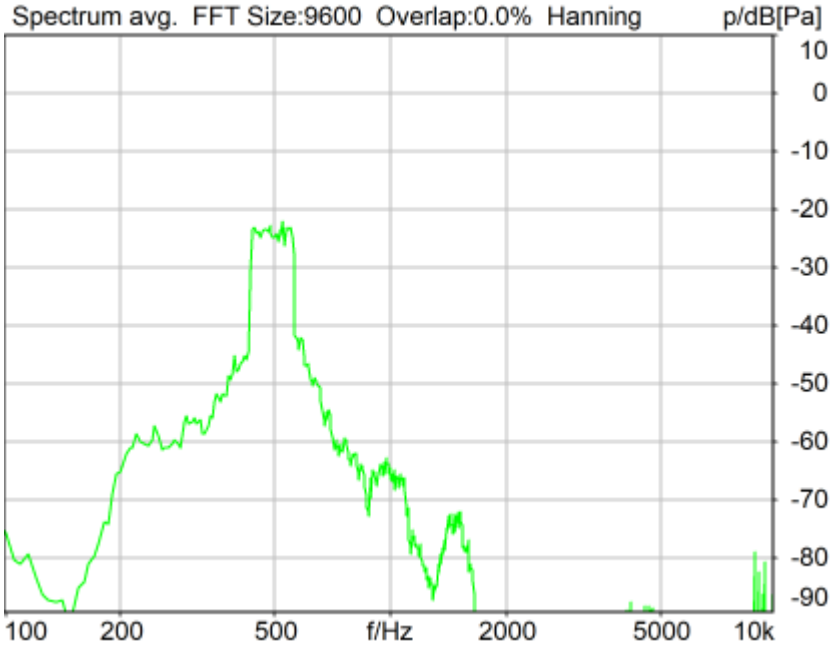

Distortion (Noise) RCV (packed): 27.21 dB (4.36%) Ok

Ok

2024/3/4 14:05 ACQUA 5.1.200

Unmodified HEAD acoustics Measurement Descriptor

Limits

	lower
Run 1	20.00 dB

Meas. Setting off

Underlying Standard: TIA-5050 (2018-01)
Database Version: 40_HAC_Suite_Rev03

Source: act_rpn_b250ms_500hz_sr20dbm0_v02.dat
Level adj. Ch1 -90.0 dB

Calibration
Input ch.2: 0.49 dB 2023/11/1 (HATS 1 (HMS II.3))
Output ch.2: 0.00 dB 2023/6/27 (Radio Tester 1 (CMW500))

Output Equalization/Filter
Mouth Eq. Ch.1: HATS 1 (HMS II.3)

Analysis

Direction	Out 2 -> In 2		
Range start	13550.00 ms	Range length	200.00 ms
Number of seq.	10	Sequence length	400.00 ms
Use FIR Filter	Ch2	FIR filter	drp2ff_ieee1652
DRP/ERP Ch.1:	Off	DRP/ERP Ch.2:	Off
Frequency base	Transformation		
FFT size	9600	Overlap	0 %
Window function.	Hanning	Smooth	Off
dB weighting	A Weighting		
Stimulus min.	410.0 Hz	Stimulus max.	595.0 Hz
Analysis min.	20.0 Hz	Analysis max.	405.0 Hz
Analysis (2) min.	600.0 Hz	Analysis (2) max.	20000.0 Hz

Special Features
Compensate delay 135.4000 ms (D_RCV_NB, Delay (Cross))
Store to variable RCVNB10_500Hz

labCORE Settings

labCORE Serial	77000207	Nickname	
Firmware	3.4.17	Sync Source	Internal
Clock Pitch	0.00 ppm		

---
labCORE Routing
Out Channel 1 -> Power Amp. (Slot 10) 1 -> HATS 1 (HMS II.3) Speaker
Out Channel 2 -> VoIP 1 -> Radio Tester 1 (CMW500) RF In/Out
In Channel 1 <- VoIP In/Out 1 <- Radio Tester 1 (CMW500) RF In/Out
In Channel 2 <- BEQ Filter 1 R <- Mic Amp. (Slot 6) In 2 <- HATS 1 (HMS II.3) Mic. Right
---
Microphone Settings (Mic Amp. (Slot 6))

Channel In 1 Settings			
Range	114 dB[SPL] @ 12.5 mV/Pa	Highpass	20Hz
Polarisation Voltage	200V	Supply Voltage	±60V
Channel In 2 Settings			
Range	114 dB[SPL] @ 12.5 mV/Pa	Highpass	20Hz
Polarisation Voltage	200V	Supply Voltage	±60V
Channel In 3 Settings			
Range	114 dB[SPL] @ 12.5 mV/Pa	Highpass	Off
Polarisation Voltage	200V	Supply Voltage	±60V
Channel In 4 Settings			
Range	114 dB[SPL] @ 12.5 mV/Pa	Highpass	Off
Polarisation Voltage	200V	Supply Voltage	±60V

VoIP Settings (VoIP)

RTP Connection	Streaming	SIP Connection	Unavailable
SIP Reg. State	Unregistered	Jitterbuffer Length	140
Jitter Buffer Reset	On Playback	Enabled Codec	AMR-WB/16000/1
Packet Length	20	Encoder Parameter	

;;octet-align=0;default-local-mode=8;request-remote-mode=off

FMTP Parameter	octet-align=1;;octet-align=0		
Impairment Mode	Off	Impairment Type	Off

BEQ Settings (BEQ Filter 1)

Block mode	Bypass

Artificial Head Settings (HATS 1 (HMS II.3))

Ser. Nr.	12306613	Pinna Type	Type 3.3

HIB Settings

HIB Name	60020095	Serial	60020095
HIB Mode	Mobile Measurement	Impedance	32 Ohm
Gain out 1	-40.00 dB	Gain out 2	0.00 dB
Gain in 1	0.00 dB	Gain in 2	0.00 dB
Mic 1 Power Supply	Off	Mic 2 Power Supply	Off

5.2 RCV Distortion and Noise - 630 Hz NB

TIA-5050 (2018-01) \ Measurements \ Narrowband \ 5.2 Receive Distortion and Noise 2N

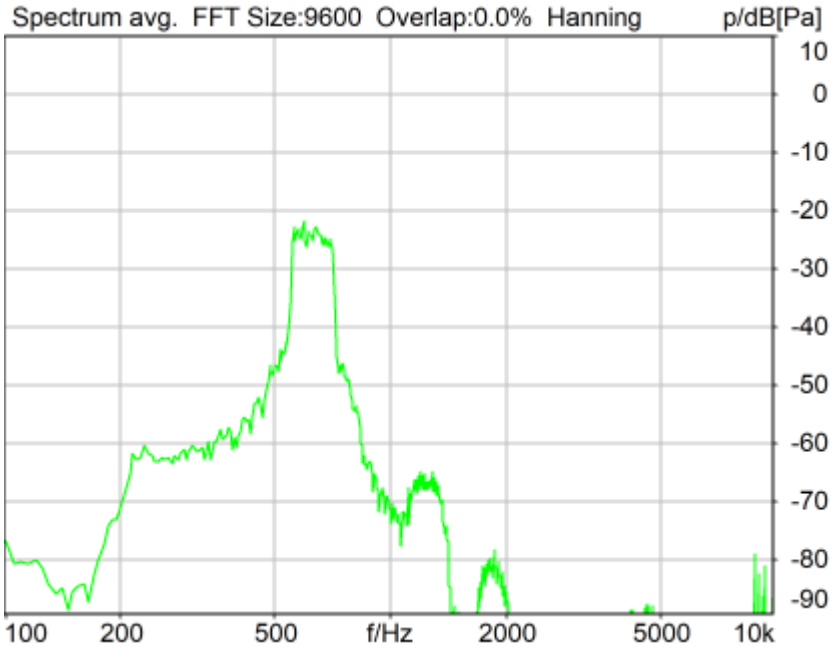

Distortion (Noise) RCV (packed): 26.95 dB (4.49%) Ok

Ok

2024/3/4 14:05 ACQUA 5.1.200
Unmodified HEAD acoustics Measurement Descriptor

Limits

	lower
Run 1	20.00 dB

Meas. Setting off

Underlying Standard: TIA-5050 (2018-01)
Database Version: 40_HAC_Suite_Rev03

Source: act_rpn_b250ms_630hz_sr20dbm0_v02.dat
Level adj. Ch1 -90.0 dB

Calibration
Input ch.2: 0.49 dB 2023/11/1 (HATS 1 (HMS II.3))
Output ch.2: 0.00 dB 2023/6/27 (Radio Tester 1 (CMW500))

Output Equalization/Filter
Mouth Eq. Ch.1: HATS 1 (HMS II.3)

Analysis

Direction	Out 2 -> In 2		
Range start	13550.00 ms	Range length	200.00 ms
Number of seq.	10	Sequence length	400.00 ms
Use FIR Filter	Ch2	FIR filter	drp2ff_ieee1652
DRP/ERP Ch.1:	Off	DRP/ERP Ch.2:	Off
Frequency base	Transformation		
FFT size	9600	Overlap	0 %
Window function.	Hanning	Smooth	Off
dB weighting	A Weighting		
Stimulus min.	525.0 Hz	Stimulus max.	745.0 Hz
Analysis min.	20.0 Hz	Analysis max.	520.0 Hz
Analysis (2) min.	750.0 Hz	Analysis (2) max.	20000.0 Hz

Special Features
Compensate delay 135.4000 ms (D_RCV_NB, Delay (Cross))
Store to variable RCVNB10_630Hz

labCORE Settings

labCORE Serial	77000207	Nickname	
Firmware	3.4.17	Sync Source	Internal
Clock Pitch	0.00 ppm		

---
labCORE Routing
Out Channel 1 -> Power Amp. (Slot 10) 1 -> HATS 1 (HMS II.3) Speaker
Out Channel 2 -> VoIP 1 -> Radio Tester 1 (CMW500) RF In/Out
In Channel 1 <- VoIP In/Out 1 <- Radio Tester 1 (CMW500) RF In/Out
In Channel 2 <- BEQ Filter 1 R <- Mic Amp. (Slot 6) In 2 <- HATS 1 (HMS II.3) Mic. Right
---
Microphone Settings (Mic Amp. (Slot 6))
Channel In 1 Settings

Range	114 dB[SPL] @ 12.5 mV/Pa	Highpass	20Hz
Polarisation Voltage	200V	Supply Voltage	±60V

Channel In 2 Settings

Range	114 dB[SPL] @ 12.5 mV/Pa	Highpass	20Hz
Polarisation Voltage	200V	Supply Voltage	±60V

Channel In 3 Settings

Range	114 dB[SPL] @ 12.5 mV/Pa	Highpass	Off
Polarisation Voltage	200V	Supply Voltage	±60V

Channel In 4 Settings

Range	114 dB[SPL] @ 12.5 mV/Pa	Highpass	Off
Polarisation Voltage	200V	Supply Voltage	±60V

VoIP Settings (VoIP)

RTP Connection	Streaming	SIP Connection	Unavailable

SIP Reg. State	Unregistered	Jitterbuffer Length	140
Jitter Buffer Reset	On Playback	Enabled Codec	AMR-WB/16000/1
Packet Length	20	Encoder Parameter	

;;octet-align=0;default-local-mode=8;request-remote-mode=off

FMTP Parameter	octet-align=1;;octet-align=0		
Impairment Mode	Off	Impairment Type	Off

BEQ Settings (BEQ Filter 1)

Block mode	Bypass

Artificial Head Settings (HATS 1 (HMS II.3))

Ser. Nr.	12306613	Pinna Type	Type 3.3

HIB Settings

HIB Name	60020095	Serial	60020095
HIB Mode	Mobile Measurement	Impedance	32 Ohm
Gain out 1	-40.00 dB	Gain out 2	0.00 dB
Gain in 1	0.00 dB	Gain in 2	0.00 dB
Mic 1 Power Supply	Off	Mic 2 Power Supply	Off

5.2 RCV Distortion and Noise - 800 Hz NB

TIA-5050 (2018-01) \ Measurements \ Narrowband \ 5.2 Receive Distortion and Noise 2N

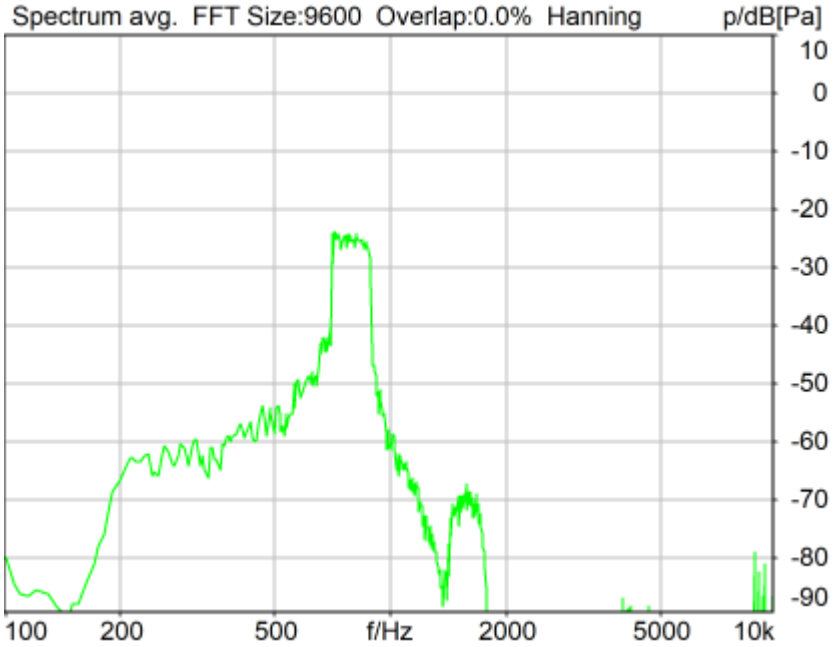

Distortion (Noise) RCV (packed): 25.20 dB (5.49%) Ok

Ok

2024/3/4 14:06 ACQUA 5.1.200

Unmodified HEAD acoustics Measurement Descriptor

Limits

	lower

Run 1	20.00 dB

Meas. Setting off

Underlying Standard: TIA-5050 (2018-01)
Database Version: 40_HAC_Suite_Rev03

Source: act_rpn_b250ms_800hz_sr20dbm0_v02.dat
Level adj. Ch1 -90.0 dB

Calibration
Input ch.2: 0.49 dB 2023/11/1 (HATS 1 (HMS II.3))
Output ch.2: 0.00 dB 2023/6/27 (Radio Tester 1 (CMW500))

Output Equalization/Filter
Mouth Eq. Ch.1: HATS 1 (HMS II.3)

Analysis

Direction	Out 2 -> In 2		
Range start	13550.00 ms	Range length	200.00 ms
Number of seq.	10	Sequence length	400.00 ms
Use FIR Filter	Ch2	FIR filter	drp2ff_ieee1652
DRP/ERP Ch.1:	Off	DRP/ERP Ch.2:	Off
Frequency base	Transformation		
FFT size	9600	Overlap	0 %
Window function.	Hanning	Smooth	Off
dB weighting	A Weighting		
Stimulus min.	675.0 Hz	Stimulus max.	925.0 Hz
Analysis min.	20.0 Hz	Analysis max.	670.0 Hz
Analysis (2) min.	930.0 Hz	Analysis (2) max.	20000.0 Hz

Special Features
Compensate delay 135.4000 ms (D_RCV_NB, Delay (Cross))
Store to variable RCVNB10_800Hz

labCORE Settings

labCORE Serial	77000207	Nickname	
Firmware	3.4.17	Sync Source	Internal
Clock Pitch	0.00 ppm		

---
labCORE Routing
Out Channel 1 -> Power Amp. (Slot 10) 1 -> HATS 1 (HMS II.3) Speaker
Out Channel 2 -> VoIP 1 -> Radio Tester 1 (CMW500) RF In/Out
In Channel 1 <- VoIP In/Out 1 <- Radio Tester 1 (CMW500) RF In/Out
In Channel 2 <- BEQ Filter 1 R <- Mic Amp. (Slot 6) In 2 <- HATS 1 (HMS II.3) Mic. Right
---
Microphone Settings (Mic Amp. (Slot 6))
Channel In 1 Settings

Range	114 dB[SPL] @ 12.5 mV/Pa	Highpass	20Hz
Polarisation Voltage	200V	Supply Voltage	±60V

Channel In 2 Settings

Range	114 dB[SPL] @ 12.5 mV/Pa	Highpass	20Hz
Polarisation Voltage	200V	Supply Voltage	±60V

Channel In 3 Settings

Range	114 dB[SPL] @ 12.5 mV/Pa	Highpass	Off
Polarisation Voltage	200V	Supply Voltage	±60V

Channel In 4 Settings

Range	114 dB[SPL] @ 12.5 mV/Pa	Highpass	Off
Polarisation Voltage	200V	Supply Voltage	±60V

VoIP Settings (VoIP)

RTP Connection	Streaming	SIP Connection	Unavailable
SIP Reg. State	Unregistered	Jitterbuffer Length	140
Jitter Buffer Reset	On Playback	Enabled Codec	AMR-WB/16000/1
Packet Length	20	Encoder Parameter	

;;octet-align=0;default-local-mode=8;request-remote-mode=off

FMTP Parameter	octet-align=1;;octet-align=0		
Impairment Mode	Off	Impairment Type	Off

BEQ Settings (BEQ Filter 1)

Block mode	Bypass

Artificial Head Settings (HATS 1 (HMS II.3))

Ser. Nr.	12306613	Pinna Type	Type 3.3

HIB Settings

HIB Name	60020095	Serial	60020095
HIB Mode	Mobile Measurement	Impedance	32 Ohm
Gain out 1	-40.00 dB	Gain out 2	0.00 dB
Gain in 1	0.00 dB	Gain in 2	0.00 dB
Mic 1 Power Supply	Off	Mic 2 Power Supply	Off

5.2 RCV Distortion and Noise - 1000 Hz NB

TIA-5050 (2018-01) \ Measurements \ Narrowband \ 5.2 Receive Distortion and Noise 2N

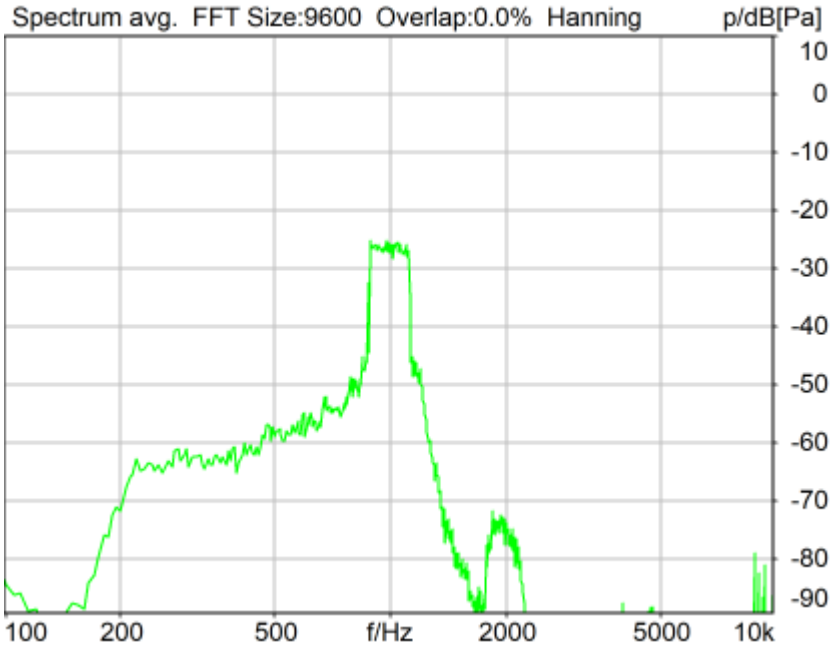

Distortion (Noise) RCV (packed): 23.71 dB (6.52%) Ok

Ok

2024/3/4 14:06 ACQUA 5.1.200

Unmodified HEAD acoustics Measurement Descriptor

Limits

	lower
Run 1	20.00 dB

Meas. Setting off

Underlying Standard: TIA-5050 (2018-01)
Database Version: 40_HAC_Suite_Rev03

Source: act_rpn_b250ms_1000hz_sr20dbm0_v02.dat
Level adj. Ch1 -90.0 dB

Calibration
Input ch.2: 0.49 dB 2023/11/1 (HATS 1 (HMS II.3))
Output ch.2: 0.00 dB 2023/6/27 (Radio Tester 1 (CMW500))

Output Equalization/Filter
Mouth Eq. Ch.1: HATS 1 (HMS II.3)

Analysis

Direction	Out 2 -> In 2		
Range start	13550.00 ms	Range length	200.00 ms
Number of seq.	10	Sequence length	400.00 ms
Use FIR Filter	Ch2	FIR filter	drp2ff_ieee1652
DRP/ERP Ch.1:	Off	DRP/ERP Ch.2:	Off
Frequency base	Transformation		
FFT size	9600	Overlap	0 %
Window function.	Hanning	Smooth	Off
dB weighting	A Weighting		
Stimulus min.	855.0 Hz	Stimulus max.	1155.0 Hz
Analysis min.	20.0 Hz	Analysis max.	850.0 Hz
Analysis (2) min.	1160.0 Hz	Analysis (2) max.	20000.0 Hz

Special Features
Compensate delay 135.4000 ms (D_RCV_NB, Delay (Cross))
Store to variable RCVNB10_1000Hz

labCORE Settings

labCORE Serial	77000207	Nickname	
Firmware	3.4.17	Sync Source	Internal
Clock Pitch	0.00 ppm		

---
labCORE Routing
Out Channel 1 -> Power Amp. (Slot 10) 1 -> HATS 1 (HMS II.3) Speaker
Out Channel 2 -> VoIP 1 -> Radio Tester 1 (CMW500) RF In/Out
In Channel 1 <- VoIP In/Out 1 <- Radio Tester 1 (CMW500) RF In/Out
In Channel 2 <- BEQ Filter 1 R <- Mic Amp. (Slot 6) In 2 <- HATS 1 (HMS II.3) Mic. Right
---
Microphone Settings (Mic Amp. (Slot 6))

Channel In 1 Settings			
Range	114 dB[SPL] @ 12.5 mV/Pa	Highpass	20Hz
Polarisation Voltage	200V	Supply Voltage	±60V
Channel In 2 Settings			
Range	114 dB[SPL] @ 12.5 mV/Pa	Highpass	20Hz
Polarisation Voltage	200V	Supply Voltage	±60V
Channel In 3 Settings			
Range	114 dB[SPL] @ 12.5 mV/Pa	Highpass	Off
Polarisation Voltage	200V	Supply Voltage	±60V
Channel In 4 Settings			
Range	114 dB[SPL] @ 12.5 mV/Pa	Highpass	Off
Polarisation Voltage	200V	Supply Voltage	±60V

VoIP Settings (VoIP)

RTP Connection	Streaming	SIP Connection	Unavailable
SIP Reg. State	Unregistered	Jitterbuffer Length	140
Jitter Buffer Reset	On Playback	Enabled Codec	AMR-WB/16000/1
Packet Length	20	Encoder Parameter	

;;octet-align=0;default-local-mode=8;request-remote-mode=off
FMTP Parameter octet-align=1;;octet-align=0

Impairment Mode	Off	Impairment Type	Off

BEQ Settings (BEQ Filter 1)

Block mode	Bypass

Artificial Head Settings (HATS 1 (HMS II.3))

Ser. Nr.	12306613	Pinna Type	Type 3.3

HIB Settings

HIB Name	60020095	Serial	60020095
HIB Mode	Mobile Measurement	Impedance	32 Ohm
Gain out 1	-40.00 dB	Gain out 2	0.00 dB
Gain in 1	0.00 dB	Gain in 2	0.00 dB
Mic 1 Power Supply	Off	Mic 2 Power Supply	Off

5.2 RCV Distortion and Noise - 1250 Hz NB

TIA-5050 (2018-01) \ Measurements \ Narrowband \ 5.2 Receive Distortion and Noise 2N

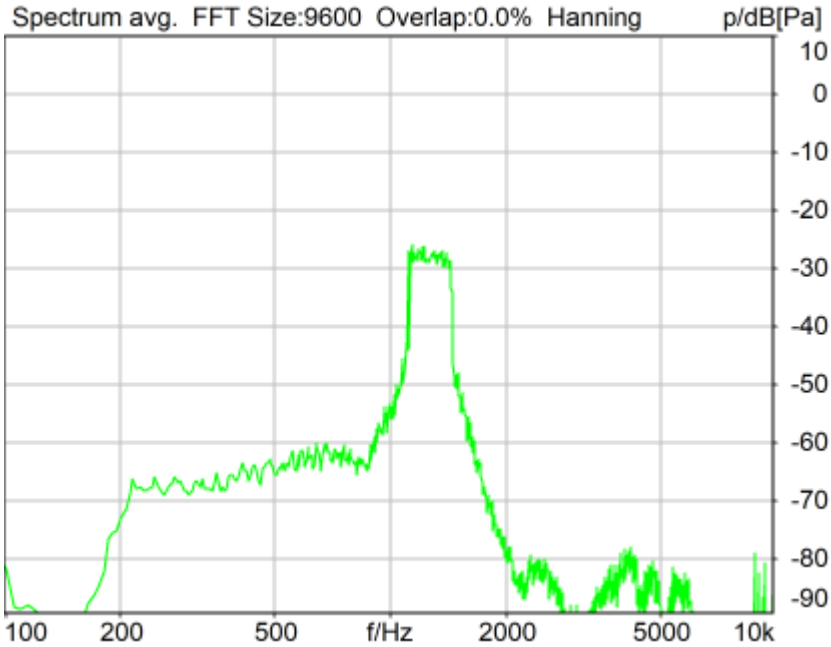

Distortion (Noise) RCV (packed): 23.40 dB (6.76%) Ok

Ok

2024/3/4 14:07 ACQUA 5.1.200
Unmodified HEAD acoustics Measurement Descriptor

Limits

	lower
Run 1	20.00 dB

Meas. Setting off

Underlying Standard: TIA-5050 (2018-01)
Database Version: 40_HAC_Suite_Rev03

Source: act_rpn_b250ms_1250hz_sr20dbm0_v02.dat
Level adj. Ch1 -90.0 dB

Calibration
Input ch.2: 0.49 dB 2023/11/1 (HATS 1 (HMS II.3))
Output ch.2: 0.00 dB 2023/6/27 (Radio Tester 1 (CMW500))

Output Equalization/Filter
Mouth Eq. Ch.1: HATS 1 (HMS II.3)

Analysis

Direction	Out 2 -> In 2		
Range start	13550.00 ms	Range length	200.00 ms
Number of seq.	10	Sequence length	400.00 ms
Use FIR Filter	Ch2	FIR filter	drp2ff_ieee1652
DRP/ERP Ch.1:	Off	DRP/ERP Ch.2:	Off
Frequency base	Transformation		
FFT size	9600	Overlap	0 %
Window function.	Hanning	Smooth	Off
dB weighting	A Weighting		
Stimulus min.	1085.0 Hz	Stimulus max.	1450.0 Hz
Analysis min.	20.0 Hz	Analysis max.	1080.0 Hz
Analysis (2) min.	1455.0 Hz	Analysis (2) max.	20000.0 Hz

Special Features
Compensate delay 135.4000 ms (D_RCV_NB, Delay (Cross))
Store to variable RCVNB10_1250Hz

labCORE Settings

labCORE Serial	77000207	Nickname	
Firmware	3.4.17	Sync Source	Internal
Clock Pitch	0.00 ppm		

---
labCORE Routing
Out Channel 1 -> Power Amp. (Slot 10) 1 -> HATS 1 (HMS II.3) Speaker
Out Channel 2 -> VoIP 1 -> Radio Tester 1 (CMW500) RF In/Out
In Channel 1 <- VoIP In/Out 1 <- Radio Tester 1 (CMW500) RF In/Out
In Channel 2 <- BEQ Filter 1 R <- Mic Amp. (Slot 6) In 2 <- HATS 1 (HMS II.3) Mic. Right
---
Microphone Settings (Mic Amp. (Slot 6))
Channel In 1 Settings

Range	114 dB[SPL] @ 12.5 mV/Pa	Highpass	20Hz
Polarisation Voltage	200V	Supply Voltage	±60V

Channel In 2 Settings

Range	114 dB[SPL] @ 12.5 mV/Pa	Highpass	20Hz
Polarisation Voltage	200V	Supply Voltage	±60V

Channel In 3 Settings

Range	114 dB[SPL] @ 12.5 mV/Pa	Highpass	Off
Polarisation Voltage	200V	Supply Voltage	±60V

Channel In 4 Settings

Range	114 dB[SPL] @ 12.5 mV/Pa	Highpass	Off
Polarisation Voltage	200V	Supply Voltage	±60V

VoIP Settings (VoIP)

RTP Connection	Streaming	SIP Connection	Unavailable
SIP Reg. State	Unregistered	Jitterbuffer Length	140
Jitter Buffer Reset	On Playback	Enabled Codec	AMR-WB/16000/1
Packet Length	20	Encoder Parameter	

;;octet-align=0;default-local-mode=8;request-remote-mode=off
FMTP Parameter octet-align=1;;octet-align=0
Impairment Mode Off Impairment Type Off

BEQ Settings (BEQ Filter 1)

Block mode Bypass

Artificial Head Settings (HATS 1 (HMS II.3))

Ser. Nr.	12306613	Pinna Type	Type 3.3

HIB Settings

HIB Name	60020095	Serial	60020095
HIB Mode	Mobile Measurement	Impedance	32 Ohm
Gain out 1	-40.00 dB	Gain out 2	0.00 dB
Gain in 1	0.00 dB	Gain in 2	0.00 dB
Mic 1 Power Supply	Off	Mic 2 Power Supply	Off

5.2 RCV Distortion and Noise - 1600 Hz NB

TIA-5050 (2018-01) \ Measurements \ Narrowband \ 5.2 Receive Distortion and Noise 2N

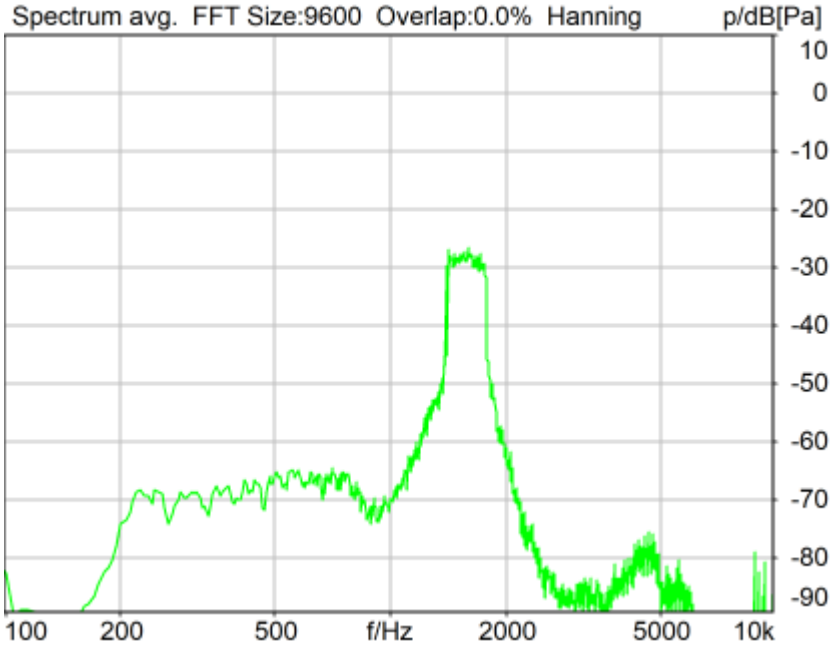

Distortion (Noise) RCV (packed): 24.65 dB (5.85%) Ok

Ok

2024/3/4 14:07 ACQUA 5.1.200
Unmodified HEAD acoustics Measurement Descriptor

Limits

	lower
Run 1	20.00 dB

Meas. Setting off

Underlying Standard: TIA-5050 (2018-01)
Database Version: 40_HAC_Suite_Rev03

Source: act_rpn_b250ms_1600hz_sr20dbm0_v02.dat
Level adj. Ch1 -90.0 dB

Calibration
Input ch.2: 0.49 dB 2023/11/1 (HATS 1 (HMS II.3))
Output ch.2: 0.00 dB 2023/6/27 (Radio Tester 1 (CMW500))

Output Equalization/Filter
Mouth Eq. Ch.1: HATS 1 (HMS II.3)

Analysis

Direction	Out 2 -> In 2		
Range start	13550.00 ms	Range length	200.00 ms
Number of seq.	10	Sequence length	400.00 ms
Use FIR Filter	Ch2	FIR filter	drp2ff_ieee1652
DRP/ERP Ch.1:	Off	DRP/ERP Ch.2:	Off
Frequency base	Transformation		
FFT size	9600	Overlap	0 %
Window function.	Hanning	Smooth	Off
dB weighting	A Weighting		
Stimulus min.	1375.0 Hz	Stimulus max.	1815.0 Hz
Analysis min.	20.0 Hz	Analysis max.	1370.0 Hz
Analysis (2) min.	1820.0 Hz	Analysis (2) max.	20000.0 Hz

Special Features
Compensate delay 135.4000 ms (D_RCV_NB, Delay (Cross))
Store to variable RCVNB10_1600Hz

labCORE Settings

labCORE Serial	77000207	Nickname	
Firmware	3.4.17	Sync Source	Internal
Clock Pitch	0.00 ppm		

---
labCORE Routing
Out Channel 1 -> Power Amp. (Slot 10) 1 -> HATS 1 (HMS II.3) Speaker
Out Channel 2 -> VoIP 1 -> Radio Tester 1 (CMW500) RF In/Out
In Channel 1 <- VoIP In/Out 1 <- Radio Tester 1 (CMW500) RF In/Out
In Channel 2 <- BEQ Filter 1 R <- Mic Amp. (Slot 6) In 2 <- HATS 1 (HMS II.3) Mic. Right
---
Microphone Settings (Mic Amp. (Slot 6))
Channel In 1 Settings

Range	114 dB[SPL] @ 12.5 mV/Pa	Highpass	20Hz
Polarisation Voltage	200V	Supply Voltage	±60V

Channel In 2 Settings

Range	114 dB[SPL] @ 12.5 mV/Pa	Highpass	20Hz
Polarisation Voltage	200V	Supply Voltage	±60V

Channel In 3 Settings

Range	114 dB[SPL] @ 12.5 mV/Pa	Highpass	Off
Polarisation Voltage	200V	Supply Voltage	±60V

Channel In 4 Settings

Range	114 dB[SPL] @ 12.5 mV/Pa	Highpass	Off
Polarisation Voltage	200V	Supply Voltage	±60V

VoIP Settings (VoIP)

RTP Connection	Streaming	SIP Connection	Unavailable
SIP Reg. State	Unregistered	Jitterbuffer Length	140
Jitter Buffer Reset	On Playback	Enabled Codec	AMR-WB/16000/1
Packet Length	20	Encoder Parameter	

;;octet-align=0;default-local-mode=8;request-remote-mode=off
FMTP Parameter octet-align=1;;octet-align=0
Impairment Mode Off Impairment Type Off

BEQ Settings (BEQ Filter 1)
Block mode Bypass

Artificial Head Settings (HATS 1 (HMS II.3))

Ser. Nr.	12306613	Pinna Type	Type 3.3

HIB Settings

HIB Name	60020095	Serial	60020095
HIB Mode	Mobile Measurement	Impedance	32 Ohm
Gain out 1	-40.00 dB	Gain out 2	0.00 dB
Gain in 1	0.00 dB	Gain in 2	0.00 dB
Mic 1 Power Supply	Off	Mic 2 Power Supply	Off

5.2 RCV Distortion and Noise - 2000 Hz NB

TIA-5050 (2018-01) \ Measurements \ Narrowband \ 5.2 Receive Distortion and Noise 2N

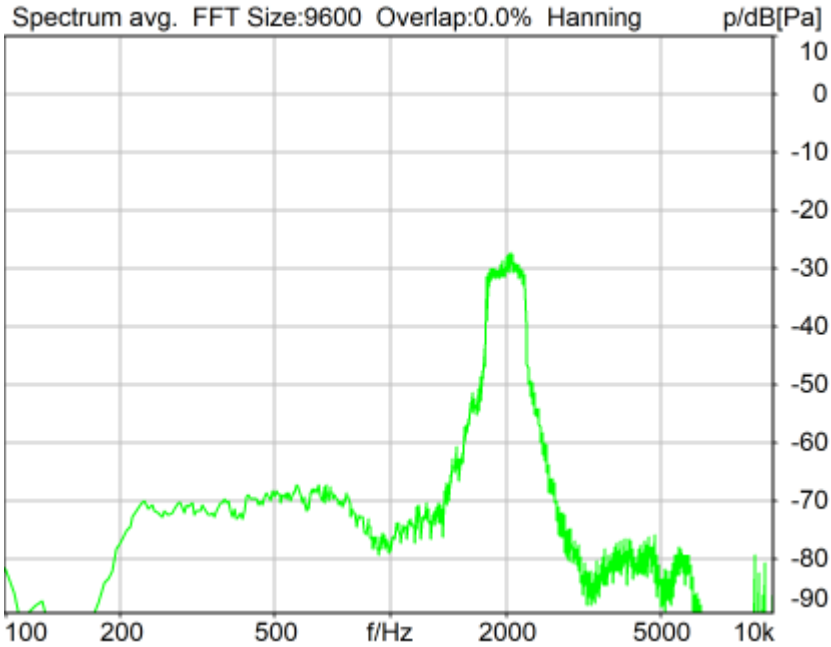

Distortion (Noise) RCV (packed): 21.82 dB (8.11%) Ok

Ok

2024/3/4 14:07 ACQUA 5.1.200
Unmodified HEAD acoustics Measurement Descriptor

Limits

	lower
Run 1	20.00 dB

Meas. Setting off

Underlying Standard: TIA-5050 (2018-01)
Database Version: 40_HAC_Suite_Rev03

Source: act_rpn_b250ms_2000hz_sr20dbm0_v02.dat
Level adj. Ch1 -90.0 dB

Calibration
Input ch.2: 0.49 dB 2023/11/1 (HATS 1 (HMS II.3))
Output ch.2: 0.00 dB 2023/6/27 (Radio Tester 1 (CMW500))

Output Equalization/Filter
Mouth Eq. Ch.1: HATS 1 (HMS II.3)

Analysis

Direction	Out 2 -> In 2		
Range start	13550.00 ms	Range length	200.00 ms
Number of seq.	10	Sequence length	400.00 ms
Use FIR Filter	Ch2	FIR filter	drp2ff_ieee1652
DRP/ERP Ch.1:	Off	DRP/ERP Ch.2:	Off
Frequency base	Transformation		
FFT size	9600	Overlap	0 %
Window function.	Hanning	Smooth	Off
dB weighting	A Weighting		
Stimulus min.	1745.0 Hz	Stimulus max.	2275.0 Hz
Analysis min.	20.0 Hz	Analysis max.	1740.0 Hz
Analysis (2) min.	2280.0 Hz	Analysis (2) max.	20000.0 Hz

Special Features
Compensate delay 135.4000 ms (D_RCV_NB, Delay (Cross))
Store to variable RCVNB10_2000Hz

labCORE Settings

labCORE Serial	77000207	Nickname	
Firmware	3.4.17	Sync Source	Internal
Clock Pitch	0.00 ppm		

---
labCORE Routing
Out Channel 1 -> Power Amp. (Slot 10) 1 -> HATS 1 (HMS II.3) Speaker
Out Channel 2 -> VoIP 1 -> Radio Tester 1 (CMW500) RF In/Out
In Channel 1 <- VoIP In/Out 1 <- Radio Tester 1 (CMW500) RF In/Out
In Channel 2 <- BEQ Filter 1 R <- Mic Amp. (Slot 6) In 2 <- HATS 1 (HMS II.3) Mic. Right
---
Microphone Settings (Mic Amp. (Slot 6))
Channel In 1 Settings

Range	114 dB[SPL] @ 12.5 mV/Pa	Highpass	20Hz
Polarisation Voltage	200V	Supply Voltage	±60V

Channel In 2 Settings

Range	114 dB[SPL] @ 12.5 mV/Pa	Highpass	20Hz
Polarisation Voltage	200V	Supply Voltage	±60V

Channel In 3 Settings

Range	114 dB[SPL] @ 12.5 mV/Pa	Highpass	Off
Polarisation Voltage	200V	Supply Voltage	±60V

Channel In 4 Settings

Range	114 dB[SPL] @ 12.5 mV/Pa	Highpass	Off
Polarisation Voltage	200V	Supply Voltage	±60V

VoIP Settings (VoIP)

RTP Connection	Streaming	SIP Connection	Unavailable
SIP Reg. State	Unregistered	Jitterbuffer Length	140
Jitter Buffer Reset	On Playback	Enabled Codec	AMR-WB/16000/1
Packet Length	20	Encoder Parameter	

;;octet-align=0;default-local-mode=8;request-remote-mode=off
FMTP Parameter octet-align=1;;octet-align=0

Impairment Mode	Off	Impairment Type	Off

BEQ Settings (BEQ Filter 1)
Block mode Bypass

Artificial Head Settings (HATS 1 (HMS II.3))

Ser. Nr.	12306613	Pinna Type	Type 3.3

HIB Settings

HIB Name	60020095	Serial	60020095
HIB Mode	Mobile Measurement	Impedance	32 Ohm
Gain out 1	-40.00 dB	Gain out 2	0.00 dB
Gain in 1	0.00 dB	Gain in 2	0.00 dB
Mic 1 Power Supply	Off	Mic 2 Power Supply	Off

5.2 RCV Distortion and Noise - 2500 Hz NB

TIA-5050 (2018-01) \ Measurements \ Narrowband \ 5.2 Receive Distortion and Noise 2N

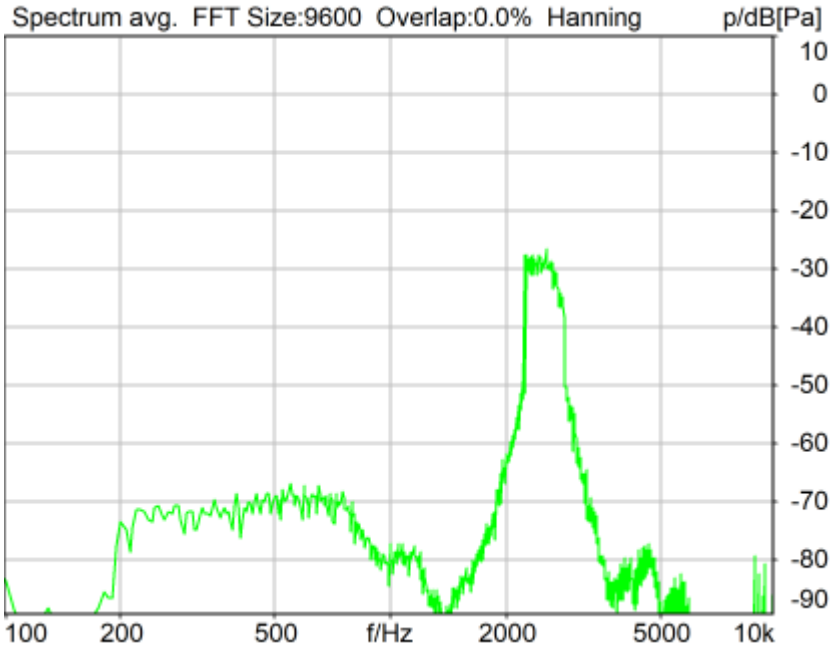

Distortion (Noise) RCV (packed): 25.54 dB (5.29%) Ok

Ok

2024/3/4 14:08 ACQUA 5.1.200
Unmodified HEAD acoustics Measurement Descriptor

Limits

	lower
Run 1	20.00 dB

Meas. Setting off

Underlying Standard: TIA-5050 (2018-01)
Database Version: 40_HAC_Suite_Rev03

Source: act_rpn_b250ms_2500hz_sr20dbm0_v02.dat
Level adj. Ch1 -90.0 dB

Calibration
Input ch.2: 0.49 dB 2023/11/1 (HATS 1 (HMS II.3))

Output ch.2: 0.00 dB 2023/6/27 (Radio Tester 1 (CMW500))

Output Equalization/Filter

Mouth Eq. Ch.1:	HATS 1 (HMS II.3)

Analysis

Direction	Out 2 -> In 2		
Range start	13550.00 ms	Range length	200.00 ms
Number of seq.	10	Sequence length	400.00 ms
Use FIR Filter	Ch2	FIR filter	drp2ff_ieee1652
DRP/ERP Ch.1:	Off	DRP/ERP Ch.2:	Off
Frequency base	Transformation		
FFT size	9600	Overlap	0 %
Window function.	Hanning	Smooth	Off
dB weighting	A Weighting		
Stimulus min.	2205.0 Hz	Stimulus max.	2855.0 Hz
Analysis min.	20.0 Hz	Analysis max.	2200.0 Hz
Analysis (2) min.	2860.0 Hz	Analysis (2) max.	20000.0 Hz

Special Features

Compensate delay	135.4000 ms (D_RCV_NB, Delay (Cross))
Store to variable	RCVNB10_2500Hz

labCORE Settings

labCORE Serial	77000207	Nickname	
Firmware	3.4.17	Sync Source	Internal
Clock Pitch	0.00 ppm		

---

labCORE Routing

Out Channel 1 ->	Power Amp. (Slot 10) 1 -> HATS 1 (HMS II.3) Speaker
Out Channel 2 ->	VoIP 1 -> Radio Tester 1 (CMW500) RF In/Out
In Channel 1 <-	VoIP In/Out 1 <- Radio Tester 1 (CMW500) RF In/Out
In Channel 2 <-	BEQ Filter 1 R <- Mic Amp. (Slot 6) In 2 <- HATS 1 (HMS II.3) Mic. Right

---

Microphone Settings (Mic Amp. (Slot 6))

Channel In 1 Settings			
Range	114 dB[SPL] @ 12.5 mV/Pa	Highpass	20Hz
Polarisation Voltage	200V	Supply Voltage	±60V
Channel In 2 Settings			
Range	114 dB[SPL] @ 12.5 mV/Pa	Highpass	20Hz
Polarisation Voltage	200V	Supply Voltage	±60V
Channel In 3 Settings			
Range	114 dB[SPL] @ 12.5 mV/Pa	Highpass	Off
Polarisation Voltage	200V	Supply Voltage	±60V
Channel In 4 Settings			
Range	114 dB[SPL] @ 12.5 mV/Pa	Highpass	Off
Polarisation Voltage	200V	Supply Voltage	±60V

VoIP Settings (VoIP)

RTP Connection	Streaming	SIP Connection	Unavailable
SIP Reg. State	Unregistered	Jitterbuffer Length	140
Jitter Buffer Reset	On Playback	Enabled Codec	AMR-WB/16000/1
Packet Length	20	Encoder Parameter	

;;octet-align=0;default-local-mode=8;request-remote-mode=off

FMTP Parameter	octet-align=1;;octet-align=0		
Impairment Mode	Off	Impairment Type	Off

BEQ Settings (BEQ Filter 1)

Block mode	Bypass

Artificial Head Settings (HATS 1 (HMS II.3))

Ser. Nr.	12306613	Pinna Type	Type 3.3

HIB Settings

HIB Name	60020095	Serial	60020095
HIB Mode	Mobile Measurement	Impedance	32 Ohm

Gain out 1	-40.00 dB	Gain out 2	0.00 dB
Gain in 1	0.00 dB	Gain in 2	0.00 dB
Mic 1 Power Supply	Off	Mic 2 Power Supply	Off

5.2 RCV Distortion and Noise - 3150 Hz NB

TIA-5050 (2018-01) \ Measurements \ Narrowband \ 5.2 Receive Distortion and Noise 2N

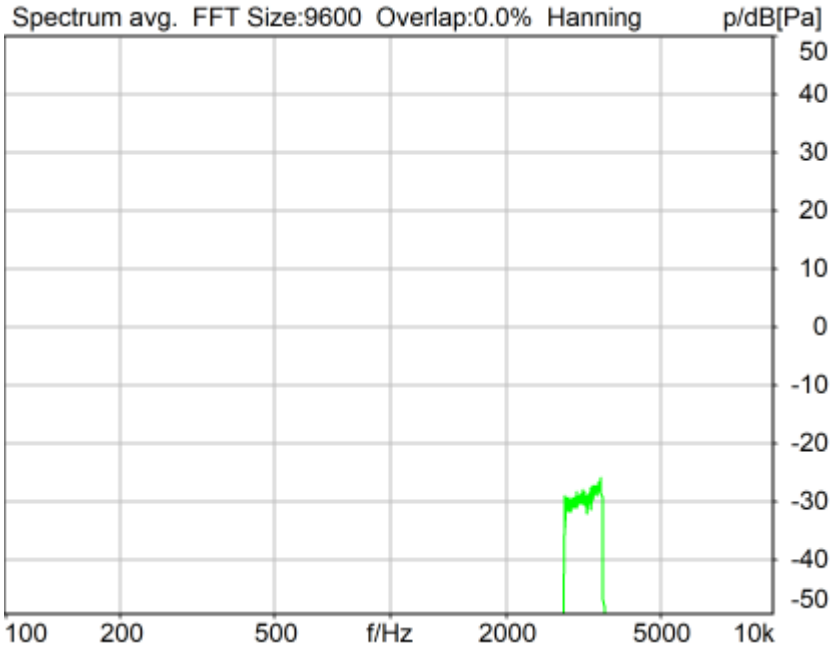

Distortion (Noise) RCV (packed): 28.41 dB (3.80%) Ok

Ok

2024/3/4 14:08 ACQUA 5.1.200
Unmodified HEAD acoustics Measurement Descriptor

Limits

	lower
Run 1	20.00 dB

Meas. Setting off

Underlying Standard: TIA-5050 (2018-01)
Database Version: 40_HAC_Suite_Rev03

Source: act_rpn_b250ms_3150hz_sr20dbm0_v02.dat
Level adj. Ch1 -90.0 dB

Calibration
Input ch.2: 0.49 dB 2023/11/1 (HATS 1 (HMS II.3))
Output ch.2: 0.00 dB 2023/6/27 (Radio Tester 1 (CMW500))

Output Equalization/Filter

Mouth Eq. Ch.1:	HATS 1 (HMS II.3)

Analysis

Direction	Out 2 -> In 2		
Range start	13550.00 ms	Range length	200.00 ms
Number of seq.	10	Sequence length	400.00 ms
Use FIR Filter	Ch2	FIR filter	drp2ff_ieee1652
DRP/ERP Ch.1:	Off	DRP/ERP Ch.2:	Off
Frequency base	Transformation		
FFT size	9600	Overlap	0 %
Window function.	Hanning	Smooth	Off
dB weighting	A Weighting		
Stimulus min.	2785.0 Hz	Stimulus max.	3585.0 Hz
Analysis min.	20.0 Hz	Analysis max.	2780.0 Hz
Analysis (2) min.	3590.0 Hz	Analysis (2) max.	20000.0 Hz

Special Features

Compensate delay	135.4000 ms (D_RCV_NB, Delay (Cross))
Store to variable	RCVNB10_3150Hz

labCORE Settings

labCORE Serial	77000207	Nickname	
Firmware	3.4.17	Sync Source	Internal
Clock Pitch	0.00 ppm		

---

labCORE Routing

Out Channel 1 ->	Power Amp. (Slot 10) 1 -> HATS 1 (HMS II.3) Speaker
Out Channel 2 ->	VoIP 1 -> Radio Tester 1 (CMW500) RF In/Out
In Channel 1 <-	VoIP In/Out 1 <- Radio Tester 1 (CMW500) RF In/Out
In Channel 2 <-	BEQ Filter 1 R <- Mic Amp. (Slot 6) In 2 <- HATS 1 (HMS II.3) Mic. Right

---

Microphone Settings (Mic Amp. (Slot 6))

Channel In 1 Settings

Range	114 dB[SPL] @ 12.5 mV/Pa	Highpass	20Hz
Polarisation Voltage	200V	Supply Voltage	±60V

Channel In 2 Settings

Range	114 dB[SPL] @ 12.5 mV/Pa	Highpass	20Hz
Polarisation Voltage	200V	Supply Voltage	±60V

Channel In 3 Settings

Range	114 dB[SPL] @ 12.5 mV/Pa	Highpass	Off
Polarisation Voltage	200V	Supply Voltage	±60V

Channel In 4 Settings

Range	114 dB[SPL] @ 12.5 mV/Pa	Highpass	Off
Polarisation Voltage	200V	Supply Voltage	±60V

VoIP Settings (VoIP)

RTP Connection	Streaming	SIP Connection	Unavailable
SIP Reg. State	Unregistered	Jitterbuffer Length	140
Jitter Buffer Reset	On Playback	Enabled Codec	AMR-WB/16000/1
Packet Length	20	Encoder Parameter	

;;octet-align=0;default-local-mode=8;request-remote-mode=off

FMTP Parameter	octet-align=1;;octet-align=0		
Impairment Mode	Off	Impairment Type	Off

BEQ Settings (BEQ Filter 1)

Block mode	Bypass

Artificial Head Settings (HATS 1 (HMS II.3))

Ser. Nr.	12306613	Pinna Type	Type 3.3

HIB Settings

HIB Name	60020095	Serial	60020095
HIB Mode	Mobile Measurement	Impedance	32 Ohm
Gain out 1	-40.00 dB	Gain out 2	0.00 dB
Gain in 1	0.00 dB	Gain in 2	0.00 dB

Mic 1 Power Supply Off Mic 2 Power Supply Off

Report - Receive Distortion and Noise (Conversational Gain)

TIA-5050 (2018-01) \ Measurements \ Narrowband \ 5.2 Receive Distortion and Noise 2N

Region	Frequency	SDNR
1	400Hz	26.67 dB
2	500Hz	27.21 dB
3	630Hz	26.95 dB
4	800Hz	25.20 dB
5	1000Hz	23.71 dB
6	1250Hz	23.40 dB
7	1600Hz	24.65 dB
8	2000Hz	21.82 dB
9	2500Hz	25.54 dB
10	3150Hz	28.41 dB

All SDNRs were greater than 20.0 dB, requirement was met.
Smallest SDNR was 21.82dB at 2000Hz.

2024/3/4 14:09 ACQUA

5.3 Frequency Response 8N FF HANB

TIA-5050 (2018-01) \ Measurements \ Narrowband

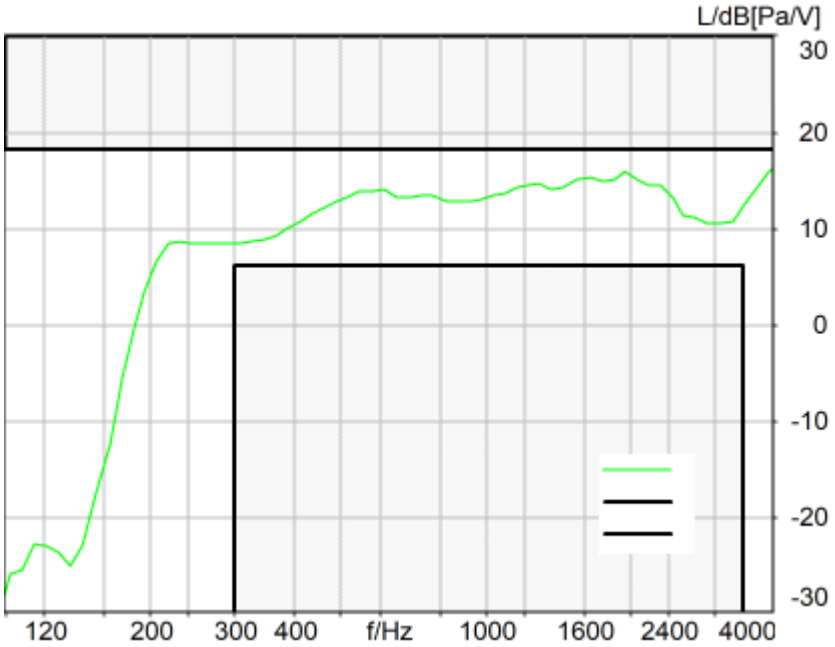

Absolute minimal distance
2.32 dB at 1948.0 Hz Ok

Ok

2024/3/4 14:18 ACQUA 5.1.200
Unmodified HEAD acoustics Measurement Descriptor

Limits

	lower
Run 1	Fit into tolerance

Meas. Setting off

Underlying Standard: TIA-5050 (2018-01)
Database Version: 40_HAC_Suite_Rev03

Source: respmaleieee269_nb_r16.dat
Level adj. Ch1 -90.0 dB Level adj. Ch2 -4.0 dB
NARROWBAND IEEE-269-2010 Real Speech Signal at Channel 2
Pause 0.5 s +
Real Speech (english, male speaker) 11.5 s, Active Speech Level: -16 dBm0, margin 15.9 dB +
Pause till end of file
Signal level (ch1): -16 dBm0 Active Speech Level, margin 15.9 dB

Signal taken from "IEEE_269-2010_Male_mono_48_kHz.wav"
Alteration:
0.2 s Pause added at the beginning of the file.
0.8 s Pause added at the and of the file.
filtered with 4.0 kHz low-pass filter
signal level changed

Calibration

Input ch.2: 0.49 dB 2023/11/1 (HATS 1 (HMS II.3))
Output ch.2: 0.00 dB 2023/6/27 (Radio Tester 1 (CMW500))

Output Equalization/Filter

Mouth Eq. Ch.1:	HATS 1 (HMS II.3)

Analysis

Direction	Out 2 -> In 2		
Range start	500.00 ms	Range length	11500.00 ms
Use FIR Filter	Ch2	FIR filter	drp2ff_ieee1652
DRP/ERP Ch.1:	Off	DRP/ERP Ch.2:	Off
Frequency base	12th octave	DIN Row	Row A
Method	FFT		
FFT size	4096	Overlap	75 %
Window function.	Hanning		
Reference file	r521_rcv_frq_spee269_hanb.fft		
Tol. scheme file	521_rcv_frq_man_hanb.tol	Min. freq. for tol.	100.0 Hz
Auto adjust	Centrate	Max. freq. for tol.	4000.0 Hz

Special Features

Compensate delay	135.4000 ms (D_RCV_NB, Delay (Cross))

labCORE Settings

labCORE Serial	77000207	Nickname	
Firmware	3.4.17	Sync Source	Internal
Clock Pitch	0.00 ppm		

---

labCORE Routing

Out Channel 1 ->	Power Amp. (Slot 10) 1 -> HATS 1 (HMS II.3) Speaker
Out Channel 2 ->	VoIP 1 -> Radio Tester 1 (CMW500) RF In/Out
In Channel 1 <-	VoIP In/Out 1 <- Radio Tester 1 (CMW500) RF In/Out
In Channel 2 <-	BEQ Filter 1 R <- Mic Amp. (Slot 6) In 2 <- HATS 1 (HMS II.3) Mic. Right

---

Microphone Settings (Mic Amp. (Slot 6))

Channel In 1 Settings			
Range	114 dB[SPL] @ 12.5 mV/Pa	Highpass	20Hz
Polarisation Voltage	200V	Supply Voltage	±60V
Channel In 2 Settings			
Range	114 dB[SPL] @ 12.5 mV/Pa	Highpass	20Hz
Polarisation Voltage	200V	Supply Voltage	±60V
Channel In 3 Settings			
Range	114 dB[SPL] @ 12.5 mV/Pa	Highpass	Off
Polarisation Voltage	200V	Supply Voltage	±60V
Channel In 4 Settings			
Range	114 dB[SPL] @ 12.5 mV/Pa	Highpass	Off
Polarisation Voltage	200V	Supply Voltage	±60V

VoIP Settings (VoIP)

RTP Connection	Streaming	SIP Connection	Unavailable
SIP Reg. State	Unregistered	Jitterbuffer Length	140
Jitter Buffer Reset	On Playback	Enabled Codec	AMR-WB/16000/1
Packet Length	20	Encoder Parameter	

;;octet-align=0;default-local-mode=8;request-remote-mode=off

FMTP Parameter	octet-align=1;;octet-align=0		
Impairment Mode	Off	Impairment Type	Off

BEQ Settings (BEQ Filter 1)

Block mode	Bypass

Artificial Head Settings (HATS 1 (HMS II.3))

Ser. Nr.	12306613	Pinna Type	Type 3.3

HIB Settings

HIB Name	60020095	Serial	60020095
HIB Mode	Mobile Measurement	Impedance	32 Ohm
Gain out 1	-40.00 dB	Gain out 2	0.00 dB

Gain in 1 0.00 dB
Mic 1 Power Supply Off

Gain in 2 0.00 dB
Mic 2 Power Supply Off

5.3 Frequency Response 8N DF HANB

TIA-5050 (2018-01) \ Measurements \ Narrowband

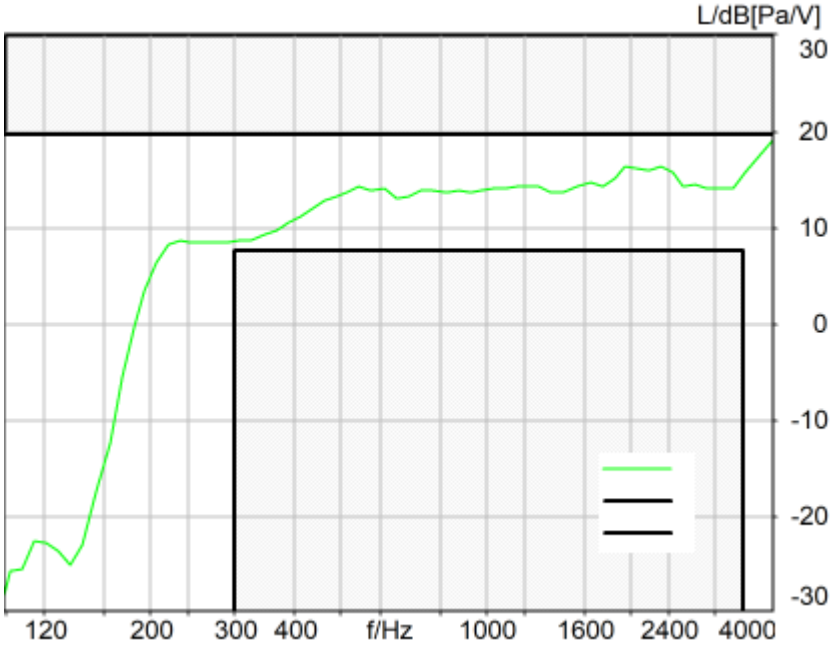

Absolute minimal distance
0.98 dB at 3882.4 Hz Ok

Ok

2024/3/4 14:18 ACQUA 5.1.200
Unmodified HEAD acoustics Measurement Descriptor

Limits

	lower
Run 1	Fit into tolerance

Meas. Setting off

Underlying Standard: TIA-5050 (2018-01)
Database Version: 40_HAC_Suite_Rev03

Source: respmaleieee269_nb_r16.dat
Level adj. Ch1 -90.0 dB Level adj. Ch2 -4.0 dB
NARROWBAND IEEE-269-2010 Real Speech Signal at Channel 2
Pause 0.5 s +
Real Speech (english, male speaker) 11.5 s, Active Speech Level: -16 dBm0, margin 15.9 dB +
Pause till end of file

Signal level (ch1): -16 dBm0 Active Speech Level, margin 15.9 dB

Signal taken from "IEEE_269-2010_Male_mono_48_kHz.wav"
Alteration:
0.2 s Pause added at the beginning of the file.
0.8 s Pause added at the and of the file.
filtered with 4.0 kHz low-pass filter
signal level changed

Calibration
Input ch.2: 0.49 dB 2023/11/1 (HATS 1 (HMS II.3))
Output ch.2: 0.00 dB 2023/6/27 (Radio Tester 1 (CMW500))

Output Equalization/Filter
Mouth Eq. Ch.1: HATS 1 (HMS II.3)

Analysis

Direction	Out 2 -> In 2		
Range start	500.00 ms	Range length	11500.00 ms
Use FIR Filter	Ch2	FIR filter	drp2df_ieee1652
DRP/ERP Ch.1:	Off	DRP/ERP Ch.2:	Off
Frequency base	12th octave	DIN Row	Row A
Method	FFT		
FFT size	4096	Overlap	75 %
Window function.	Hanning		
Reference file	r521_rcv_frq_spee269_hanb.fft		
Tol. scheme file	521_rcv_frq_man_hanb.tol	Min. freq. for tol.	100.0 Hz
Auto adjust	Centrate	Max. freq. for tol.	4000.0 Hz

Special Features
Compensate delay 135.4000 ms (D_RCV_NB, Delay (Cross))

labCORE Settings

labCORE Serial	77000207	Nickname	
Firmware	3.4.17	Sync Source	Internal
Clock Pitch	0.00 ppm		

---
labCORE Routing
Out Channel 1 -> Power Amp. (Slot 10) 1 -> HATS 1 (HMS II.3) Speaker
Out Channel 2 -> VoIP 1 -> Radio Tester 1 (CMW500) RF In/Out
In Channel 1 <- VoIP In/Out 1 <- Radio Tester 1 (CMW500) RF In/Out
In Channel 2 <- BEQ Filter 1 R <- Mic Amp. (Slot 6) In 2 <- HATS 1 (HMS II.3) Mic. Right
---
Microphone Settings (Mic Amp. (Slot 6))
Channel In 1 Settings

Range	114 dB[SPL] @ 12.5 mV/Pa	Highpass	20Hz
Polarisation Voltage	200V	Supply Voltage	±60V

Channel In 2 Settings

Range	114 dB[SPL] @ 12.5 mV/Pa	Highpass	20Hz
Polarisation Voltage	200V	Supply Voltage	±60V

Channel In 3 Settings

Range	114 dB[SPL] @ 12.5 mV/Pa	Highpass	Off
Polarisation Voltage	200V	Supply Voltage	±60V

Channel In 4 Settings

Range	114 dB[SPL] @ 12.5 mV/Pa	Highpass	Off
Polarisation Voltage	200V	Supply Voltage	±60V

VoIP Settings (VoIP)

RTP Connection	Streaming	SIP Connection	Unavailable
SIP Reg. State	Unregistered	Jitterbuffer Length	140
Jitter Buffer Reset	On Playback	Enabled Codec	AMR-WB/16000/1
Packet Length	20	Encoder Parameter	

;;octet-align=0;default-local-mode=8;request-remote-mode=off
FMTP Parameter octet-align=1;;octet-align=0
Impairment Mode Off Impairment Type Off

BEQ Settings (BEQ Filter 1)
Block mode Bypass

Artificial Head Settings (HATS 1 (HMS II.3))

Ser. Nr.	12306613	Pinna Type	Type 3.3

HIB Settings

HIB Name	60020095	Serial	60020095
HIB Mode	Mobile Measurement	Impedance	32 Ohm
Gain out 1	-40.00 dB	Gain out 2	0.00 dB
Gain in 1	0.00 dB	Gain in 2	0.00 dB
Mic 1 Power Supply	Off	Mic 2 Power Supply	Off

5.3 Frequency Response 2N FF HANB

TIA-5050 (2018-01) \ Measurements \ Narrowband

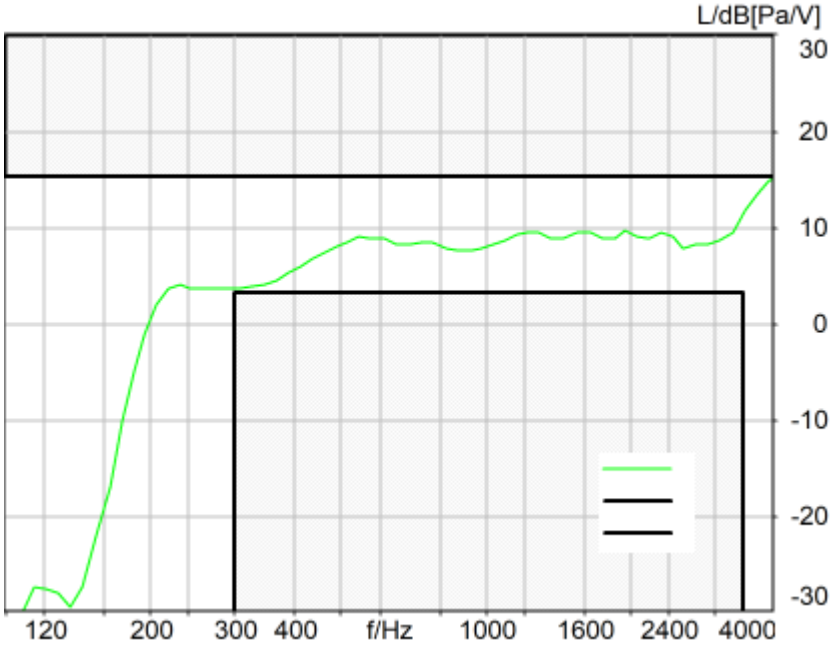

Absolute minimal distance
0.41 dB at 3882.4 Hz Ok

Ok

2024/3/4 14:09 ACQUA 5.1.200
Unmodified HEAD acoustics Measurement Descriptor

Limits

	lower
Run 1	Fit into tolerance

Meas. Setting off

Underlying Standard: TIA-5050 (2018-01)
Database Version: 40_HAC_Suite_Rev03

Source: respmaleieee269_nb_r16.dat

Level adj. Ch1	-90.0 dB	Level adj. Ch2	-4.0 dB

NARROWBAND IEEE-269-2010 Real Speech Signal at Channel 2
Pause 0.5 s +
Real Speech (english, male speaker) 11.5 s, Active Speech Level: -16 dBm0, margin 15.9 dB +
Pause till end of file
Signal level (ch1): -16 dBm0 Active Speech Level, margin 15.9 dB

Signal taken from "IEEE_269-2010_Male_mono_48_kHz.wav"
Alteration:
0.2 s Pause added at the beginning of the file.
0.8 s Pause added at the and of the file.
filtered with 4.0 kHz low-pass filter
signal level changed

Calibration
Input ch.2: 0.49 dB 2023/11/1 (HATS 1 (HMS II.3))
Output ch.2: 0.00 dB 2023/6/27 (Radio Tester 1 (CMW500))

Output Equalization/Filter
Mouth Eq. Ch.1: HATS 1 (HMS II.3)

Analysis

Direction	Out 2 -> In 2		
Range start	500.00 ms	Range length	11500.00 ms
Use FIR Filter	Ch2	FIR filter	drp2ff_ieee1652
DRP/ERP Ch.1:	Off	DRP/ERP Ch.2:	Off
Frequency base	12th octave	DIN Row	Row A
Method	FFT		
FFT size	4096	Overlap	75 %
Window function.	Hanning		
Reference file	r521_rcv_frq_spee269_hanb.fft		
Tol. scheme file	521_rcv_frq_man_hanb.tol	Min. freq. for tol.	100.0 Hz
Auto adjust	Centrate	Max. freq. for tol.	4000.0 Hz

Special Features
Compensate delay 135.4000 ms (D_RCV_NB, Delay (Cross))

labCORE Settings

labCORE Serial	77000207	Nickname	
Firmware	3.4.17	Sync Source	Internal
Clock Pitch	0.00 ppm		

---
labCORE Routing
Out Channel 1 -> Power Amp. (Slot 10) 1 -> HATS 1 (HMS II.3) Speaker
Out Channel 2 -> VoIP 1 -> Radio Tester 1 (CMW500) RF In/Out
In Channel 1 <- VoIP In/Out 1 <- Radio Tester 1 (CMW500) RF In/Out
In Channel 2 <- BEQ Filter 1 R <- Mic Amp. (Slot 6) In 2 <- HATS 1 (HMS II.3) Mic. Right
---
Microphone Settings (Mic Amp. (Slot 6))
Channel In 1 Settings

Range	114 dB[SPL] @ 12.5 mV/Pa	Highpass	20Hz
Polarisation Voltage	200V	Supply Voltage	±60V

Channel In 2 Settings

Range	114 dB[SPL] @ 12.5 mV/Pa	Highpass	20Hz
Polarisation Voltage	200V	Supply Voltage	±60V

Channel In 3 Settings

Range	114 dB[SPL] @ 12.5 mV/Pa	Highpass	Off
Polarisation Voltage	200V	Supply Voltage	±60V

Channel In 4 Settings

Range	114 dB[SPL] @ 12.5 mV/Pa	Highpass	Off

Polarisation Voltage	200V	Supply Voltage	±60V

VoIP Settings (VoIP)

RTP Connection	Streaming	SIP Connection	Unavailable
SIP Reg. State	Unregistered	Jitterbuffer Length	140
Jitter Buffer Reset	On Playback	Enabled Codec	AMR-WB/16000/1
Packet Length	20	Encoder Parameter	

;;octet-align=0;default-local-mode=8;request-remote-mode=off

FMTP Parameter	octet-align=1;;octet-align=0		
Impairment Mode	Off	Impairment Type	Off

BEQ Settings (BEQ Filter 1)

Block mode	Bypass

Artificial Head Settings (HATS 1 (HMS II.3))

Ser. Nr.	12306613	Pinna Type	Type 3.3

HIB Settings

HIB Name	60020095	Serial	60020095
HIB Mode	Mobile Measurement	Impedance	32 Ohm
Gain out 1	-40.00 dB	Gain out 2	0.00 dB
Gain in 1	0.00 dB	Gain in 2	0.00 dB
Mic 1 Power Supply	Off	Mic 2 Power Supply	Off

5.3 Frequency Response 2N DF HANB

TIA-5050 (2018-01) \ Measurements \ Narrowband

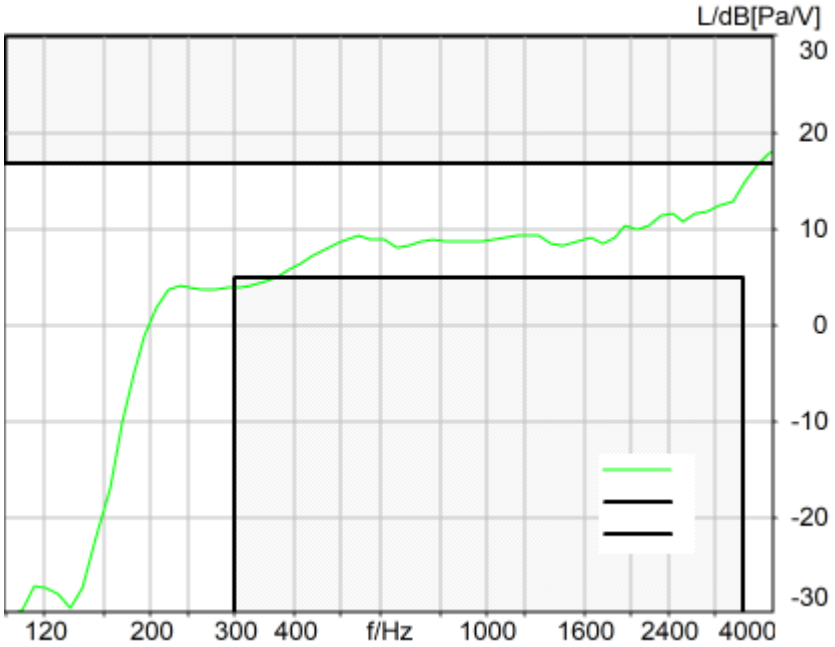

Absolute minimal distance
-0.95 dB at 3882.4 Hz Not Ok

Not Ok

2024/3/4 14:10 ACQUA 5.1.200

Unmodified HEAD acoustics Measurement Descriptor

Limits

	lower
Run 1	Fit into tolerance

Meas. Setting off

Underlying Standard: TIA-5050 (2018-01)
Database Version: 40_HAC_Suite_Rev03

Source: respmaleieee269_nb_r16.dat

Level adj. Ch1	-90.0 dB	Level adj. Ch2	-4.0 dB

NARROWBAND IEEE-269-2010 Real Speech Signal at Channel 2
Pause 0.5 s +
Real Speech (english, male speaker) 11.5 s, Active Speech Level: -16 dBm0, margin 15.9 dB +
Pause till end of file
Signal level (ch1): -16 dBm0 Active Speech Level, margin 15.9 dB

Signal taken from "IEEE_269-2010_Male_mono_48_kHz.wav"
Alteration:
0.2 s Pause added at the beginning of the file.
0.8 s Pause added at the and of the file.
filtered with 4.0 kHz low-pass filter
signal level changed

Calibration
Input ch.2: 0.49 dB 2023/11/1 (HATS 1 (HMS II.3))
Output ch.2: 0.00 dB 2023/6/27 (Radio Tester 1 (CMW500))

Output Equalization/Filter
Mouth Eq. Ch.1: HATS 1 (HMS II.3)

Analysis

Direction	Out 2 -> In 2		
Range start	500.00 ms	Range length	11500.00 ms
Use FIR Filter	Ch2	FIR filter	drp2df_ieee1652
DRP/ERP Ch.1:	Off	DRP/ERP Ch.2:	Off
Frequency base	12th octave	DIN Row	Row A
Method	FFT		
FFT size	4096	Overlap	75 %
Window function.	Hanning		
Reference file	r521_rcv_frq_spee269_hanb.fft		
Tol. scheme file	521_rcv_frq_man_hanb.tol	Min. freq. for tol.	100.0 Hz
Auto adjust	Centrate	Max. freq. for tol.	4000.0 Hz

Special Features
Compensate delay 135.4000 ms (D_RCV_NB, Delay (Cross))

labCORE Settings

labCORE Serial	77000207	Nickname	
Firmware	3.4.17	Sync Source	Internal
Clock Pitch	0.00 ppm		

---
labCORE Routing
Out Channel 1 -> Power Amp. (Slot 10) 1 -> HATS 1 (HMS II.3) Speaker
Out Channel 2 -> VoIP 1 -> Radio Tester 1 (CMW500) RF In/Out
In Channel 1 <- VoIP In/Out 1 <- Radio Tester 1 (CMW500) RF In/Out
In Channel 2 <- BEQ Filter 1 R <- Mic Amp. (Slot 6) In 2 <- HATS 1 (HMS II.3) Mic. Right
---
Microphone Settings (Mic Amp. (Slot 6))
Channel In 1 Settings

Range	114 dB[SPL] @ 12.5 mV/Pa	Highpass	20Hz
Polarisation Voltage	200V	Supply Voltage	±60V
Channel In 2 Settings			
Range	114 dB[SPL] @ 12.5 mV/Pa	Highpass	20Hz
Polarisation Voltage	200V	Supply Voltage	±60V
Channel In 3 Settings			
Range	114 dB[SPL] @ 12.5 mV/Pa	Highpass	Off
Polarisation Voltage	200V	Supply Voltage	±60V
Channel In 4 Settings			
Range	114 dB[SPL] @ 12.5 mV/Pa	Highpass	Off
Polarisation Voltage	200V	Supply Voltage	±60V

VoIP Settings (VoIP)

RTP Connection	Streaming	SIP Connection	Unavailable
SIP Reg. State	Unregistered	Jitterbuffer Length	140
Jitter Buffer Reset	On Playback	Enabled Codec	AMR-WB/16000/1
Packet Length	20	Encoder Parameter	

;;octet-align=0;default-local-mode=8;request-remote-mode=off

FMTP Parameter	octet-align=1;;octet-align=0		
Impairment Mode	Off	Impairment Type	Off

BEQ Settings (BEQ Filter 1)

Block mode	Bypass

Artificial Head Settings (HATS 1 (HMS II.3))

Ser. Nr.	12306613	Pinna Type	Type 3.3

HIB Settings

HIB Name	60020095	Serial	60020095
HIB Mode	Mobile Measurement	Impedance	32 Ohm
Gain out 1	-40.00 dB	Gain out 2	0.00 dB
Gain in 1	0.00 dB	Gain in 2	0.00 dB
Mic 1 Power Supply	Off	Mic 2 Power Supply	Off