Appendix A

RF Test Data for BT (Conducted Measurement)

Product Name: Sweep the pen.Dictionary pen

Trade Mark: N/A

Test Model: S7

Environmental Conditions

Temperature:	23.5° C
Relative Humidity:	52.2%
ATM Pressure:	100.0 kPa
Test Engineer:	Kay Hu
Supervised by:	Li Huan

A.1 20dB Emission Bandwidth

Test Result

TestMode	Antenna	Channel	20db EBW[MHz]	FL[MHz]	FH[MHz]	Limit[MHz]	Verdict
DH5	Ant1	2402	1.014	2401.535	2402.549	---	PASS
		2441	1.026	2440.523	2441.549	---	PASS
		2480	1.023	2479.526	2480.549	---	PASS
2DH5	Ant1	2402	1.293	2401.415	2402.708	---	PASS
		2441	1.323	2440.385	2441.708	---	PASS
		2480	1.323	2479.391	2480.714	---	PASS
3DH5	Ant1	2402	1.311	2401.397	2402.708	---	PASS
		2441	1.329	2440.391	2441.720	---	PASS
		2480	1.320	2479.397	2480.717	---	PASS

Test Graphs

DH5_Ant1_2402

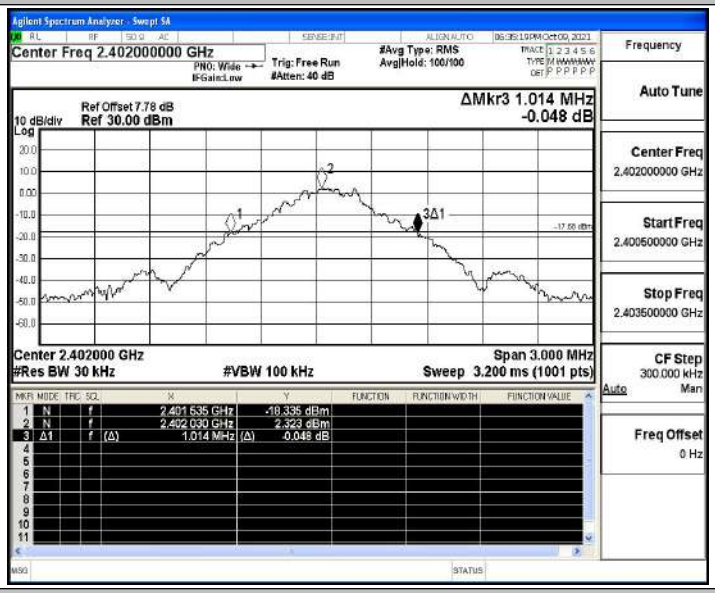

DH5_Ant1_2441

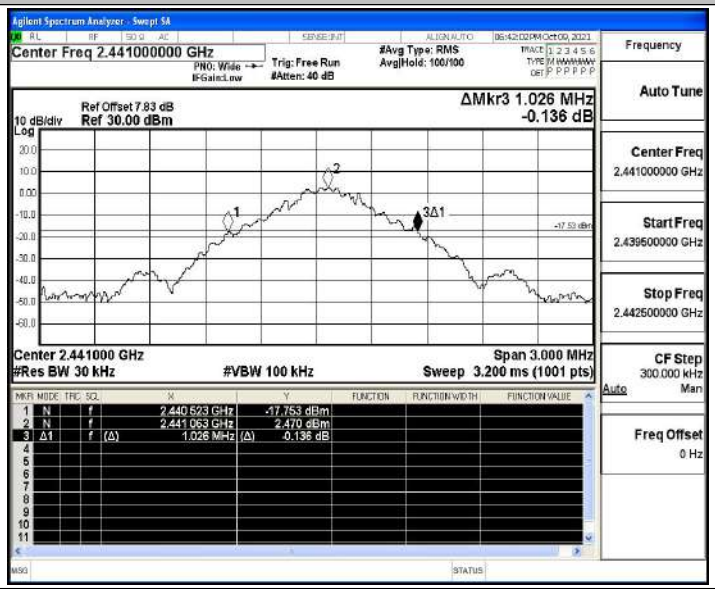

DH5_Ant1_2480

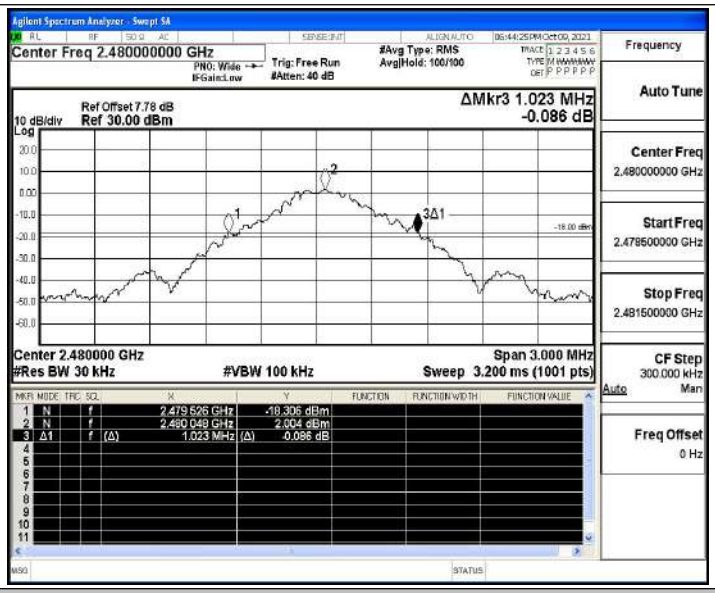

2DH5_Ant1_2402

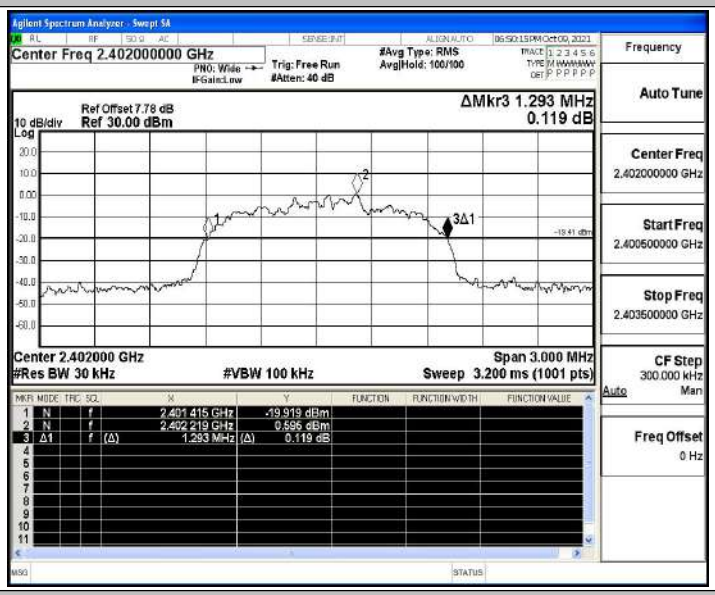

2DH5_Ant1_2441

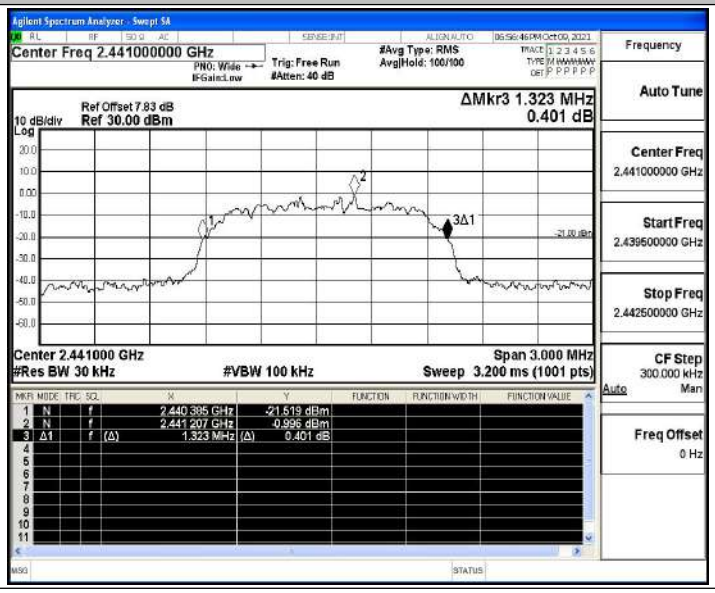

2DH5_Ant1_2480

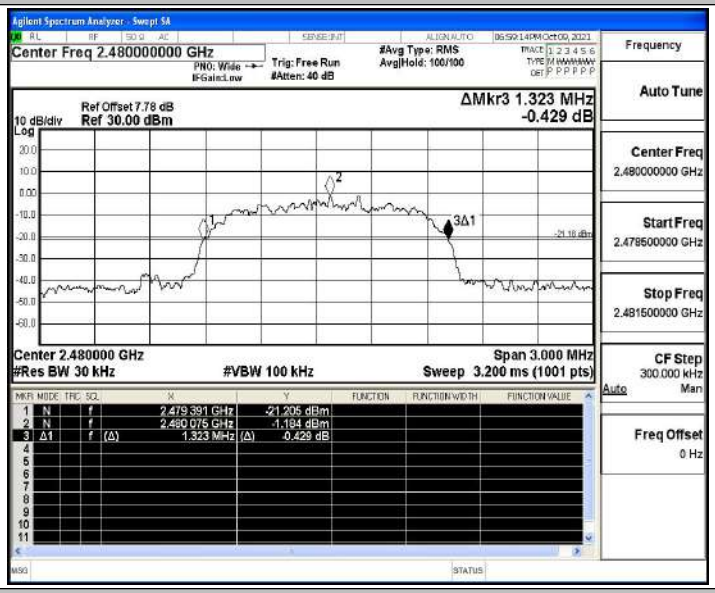

3DH5_Ant1_2402

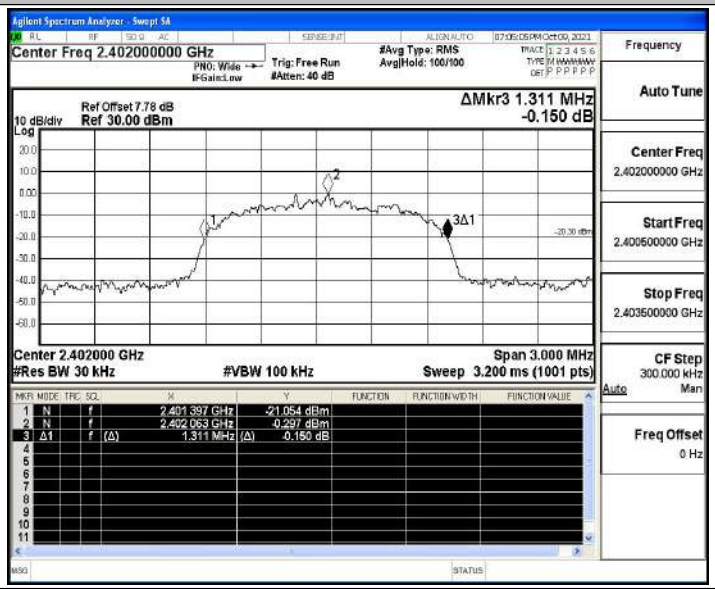

3DH5_Ant1_2441

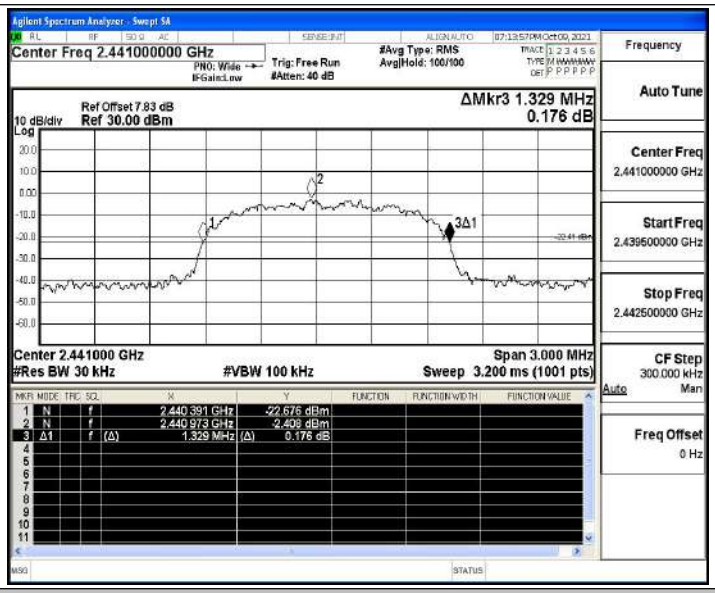

3DH5_Ant1_2480

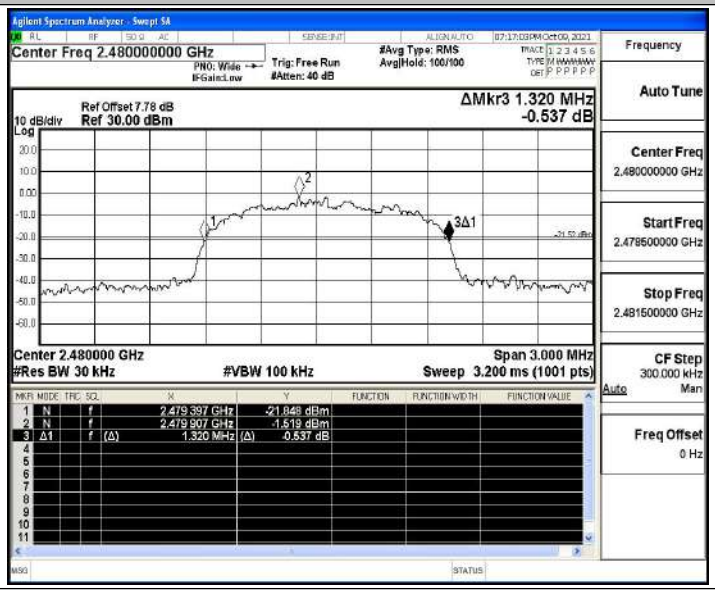

A.2 Maximum conducted output power

Test Result

TestMode	Antenna	Channel	Result[dBm]	Limit[dBm]	Verdict
DH5	Ant1	2402	5.24	≤20.97	PASS
		2441	5.4	≤20.97	PASS
		2480	5.06	≤20.97	PASS
2DH5	Ant1	2402	5.32	≤20.97	PASS
		2441	5.12	≤20.97	PASS
		2480	4.73	≤20.97	PASS
3DH5	Ant1	2402	4.99	≤20.97	PASS
		2441	5.24	≤20.97	PASS
		2480	4.87	≤20.97	PASS

Test Graphs

DH5_Ant1_2402

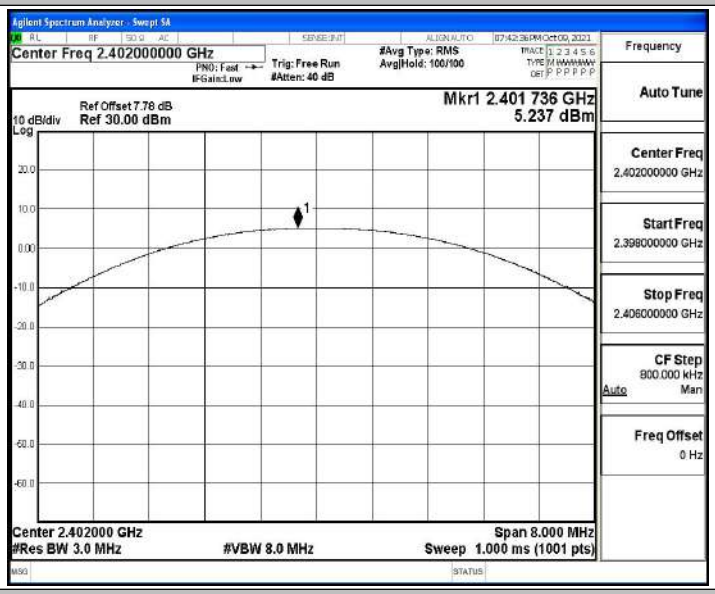

DH5_Ant1_2441

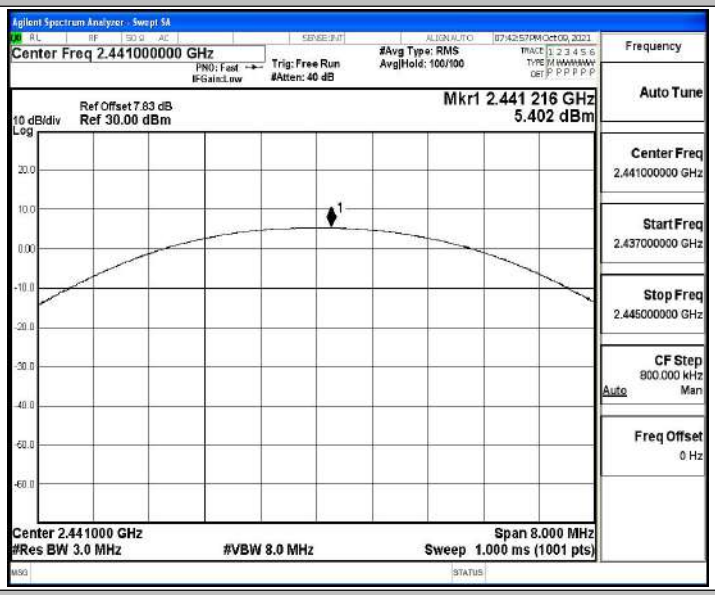

DH5_Ant1_2480

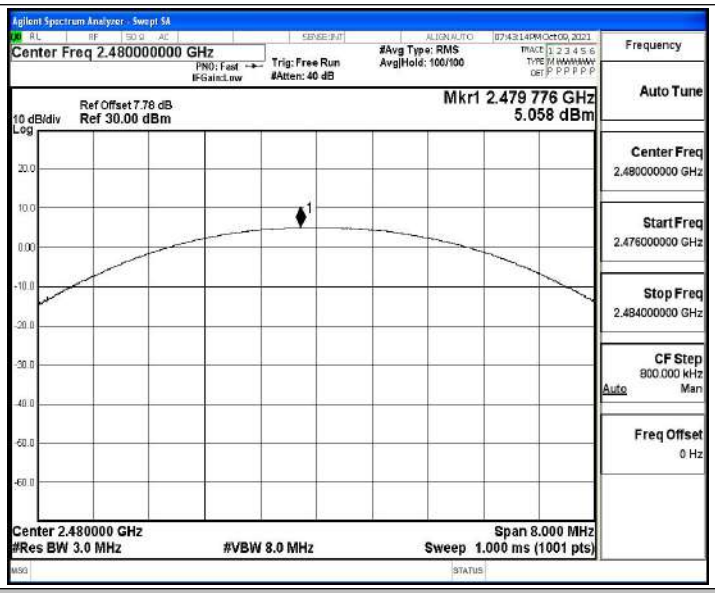

2DH5_Ant1_2402

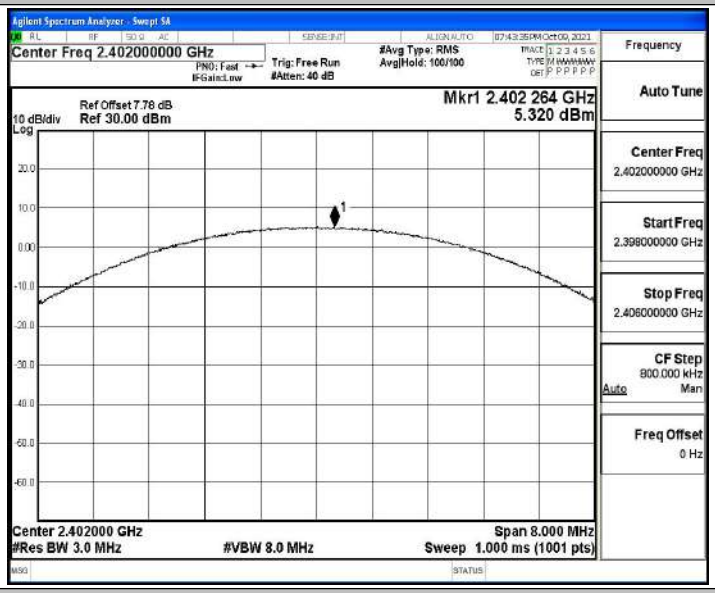

2DH5_Ant1_2441

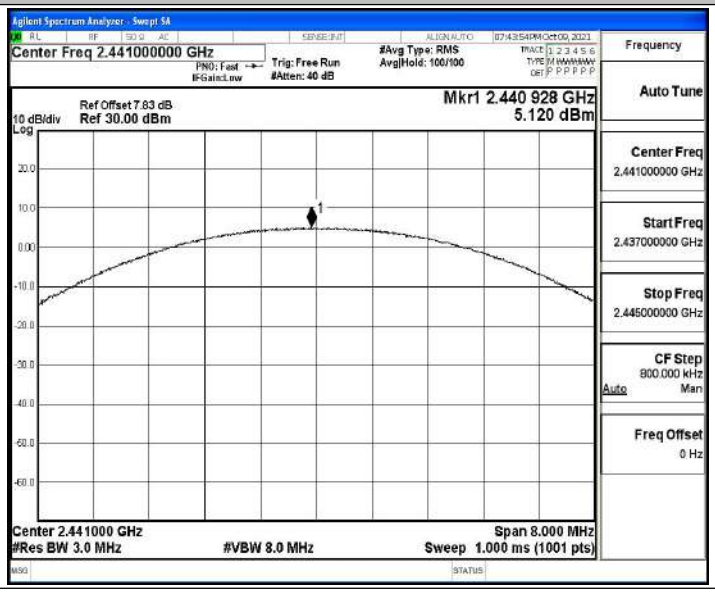

2DH5_Ant1_2480

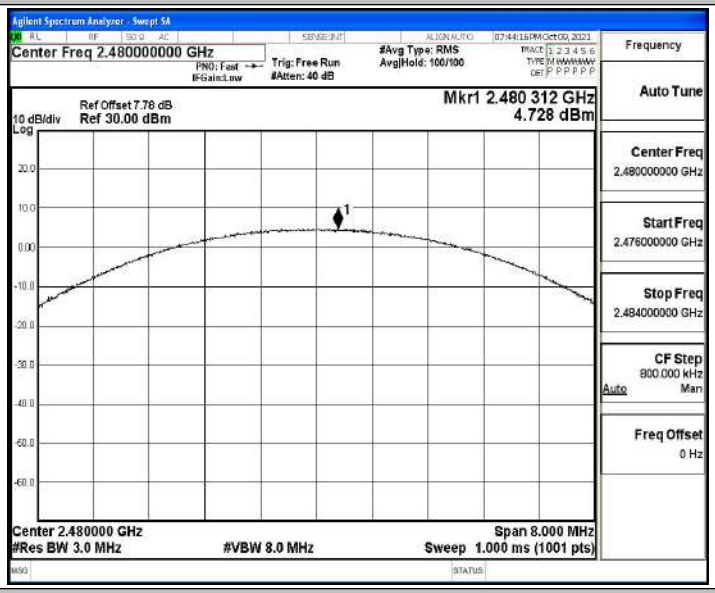

3DH5_Ant1_2402

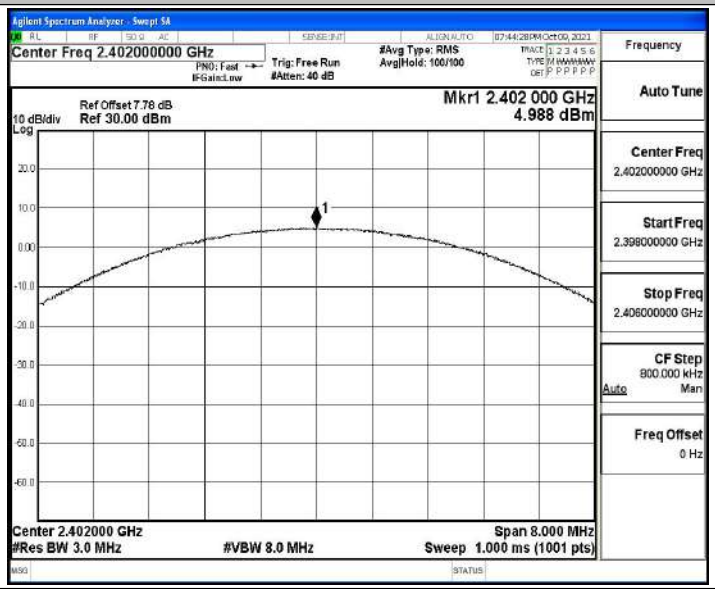

3DH5_Ant1_2441

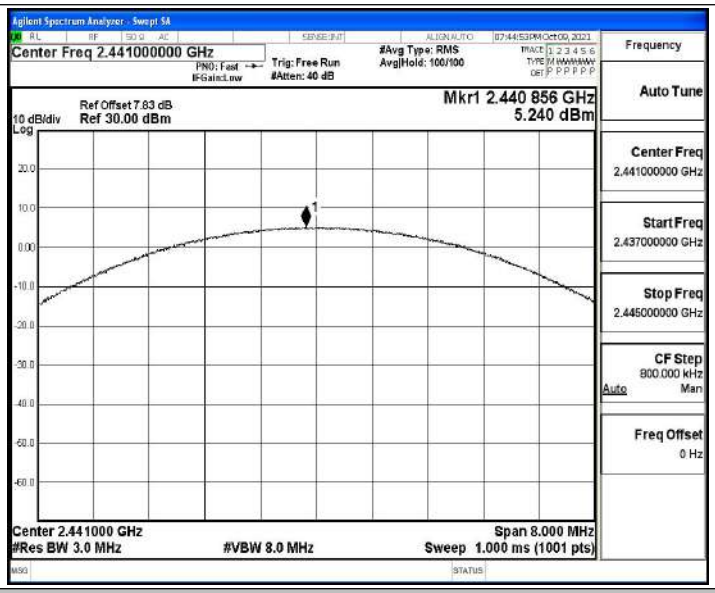

3DH5_Ant1_2480

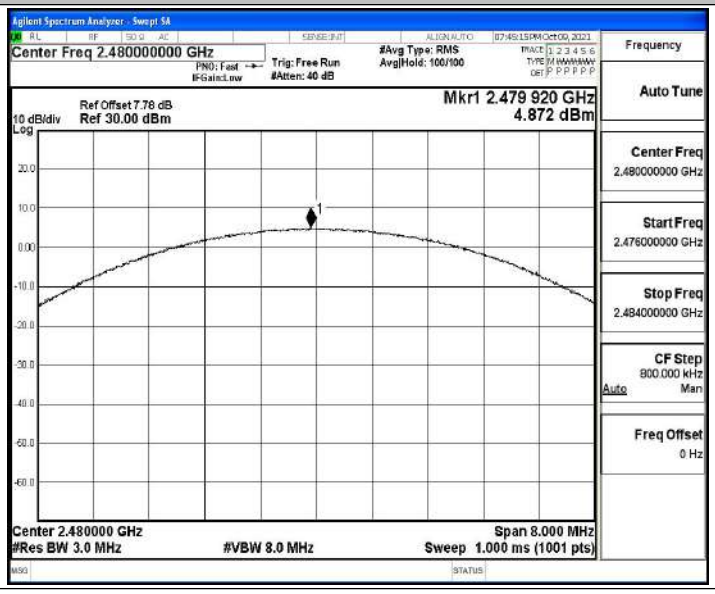

A.3 Carrier frequency separation

Test Result

TestMode	Antenna	Channel	Result[MHz]	Limit[MHz]	Verdict
DH5	Ant1	Hop	0.898	≥0.684	PASS
2DH5	Ant1	Hop	1.038	≥0.882	PASS
3DH5	Ant1	Hop	0.948	≥0.886	PASS

Test Graphs

DH5_Ant1_Hop

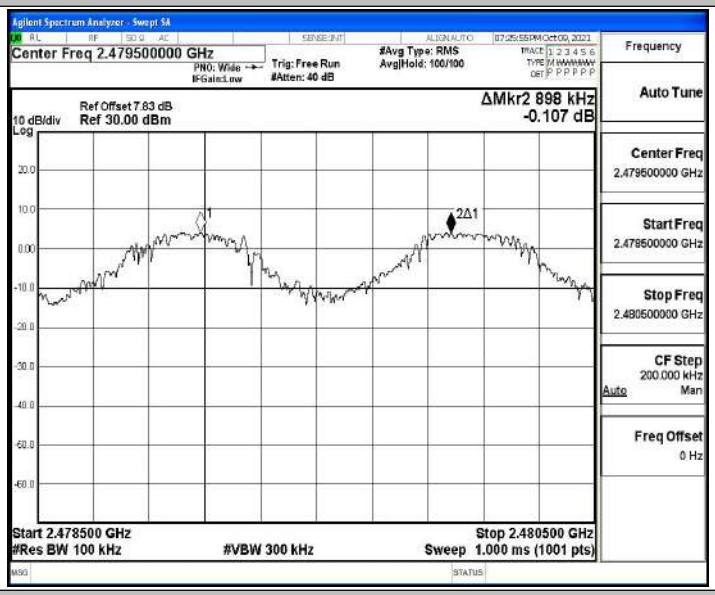

2DH5_Ant1_Hop

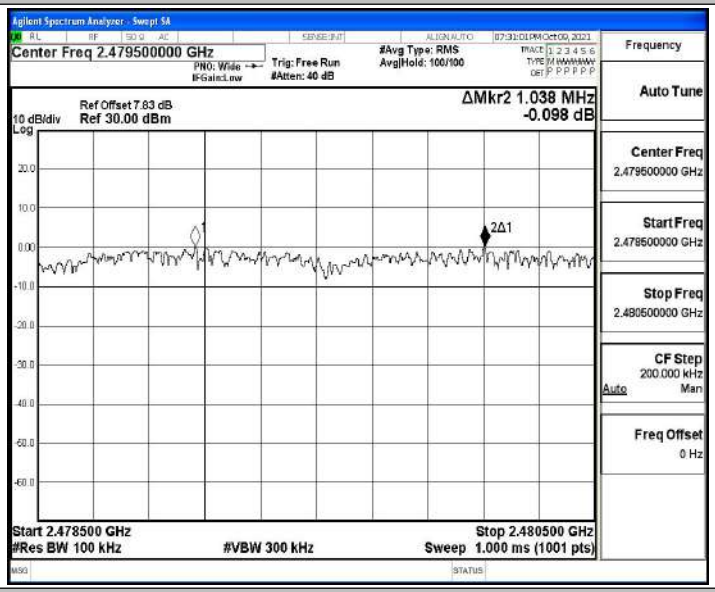

3DH5_Ant1_Hop

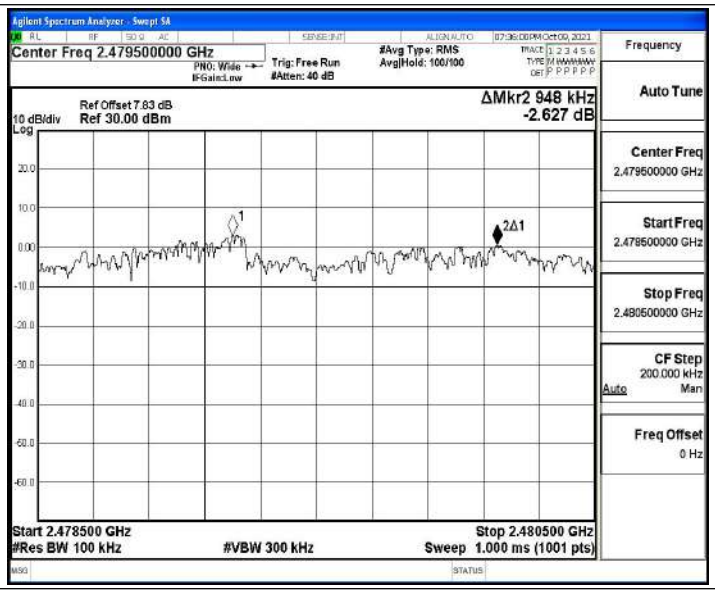
Agilent Spectrum Analyzer - Swept SA
Center Freq 2.479500000 GHz
PNO: Wide
IFGain:Low
Trig: Free Run
#Atten: 40 dB
#Avg Type: RMS
Avg|Hold: 100/100
Frequency
Auto Tune
Ref Offset 7.83 dB
10 dB/div Ref 30.00 dBm
Log
ΔMkr2 948 kHz
-2.627 dB
Center Freq
2.479500000 GHz
Start Freq
2.478500000 GHz
Stop Freq
2.480500000 GHz
CF Step
200.000 kHz
Auto Man
Freq Offset
0 Hz
Start 2.478500 GHz
#Res BW 100 kHz
#VBW 300 kHz
Stop 2.480500 GHz
Sweep 1.000 ms (1001 pts)

A.4 Time of occupancy

Test Result

TestMode	Antenna	Channel	BurstWidth [ms]	TotalHops [Num]	Result[s]	Limit[s]	Verdict
DH5	Ant1	Hop	2.88	110	0.317	≤0.4	PASS
2DH5	Ant1	Hop	2.88	100	0.288	≤0.4	PASS
3DH5	Ant1	Hop	2.89	100	0.289	≤0.4	PASS

Test Graphs

DH5_Ant1_Hop

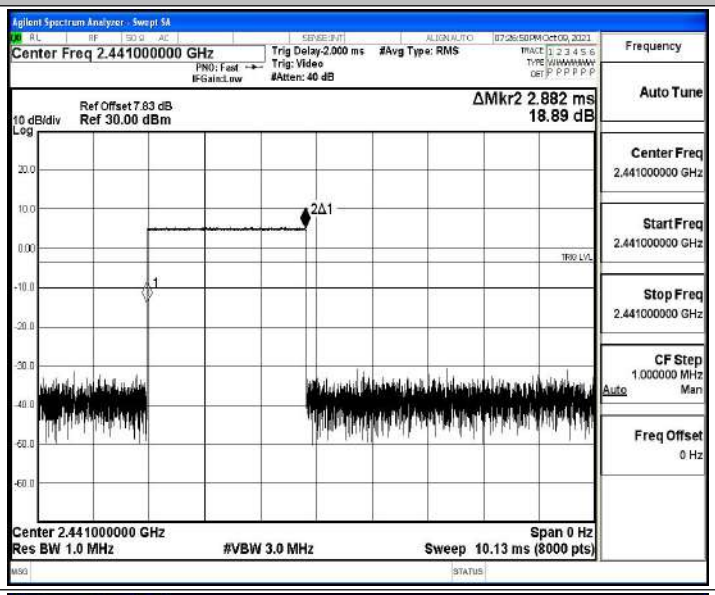

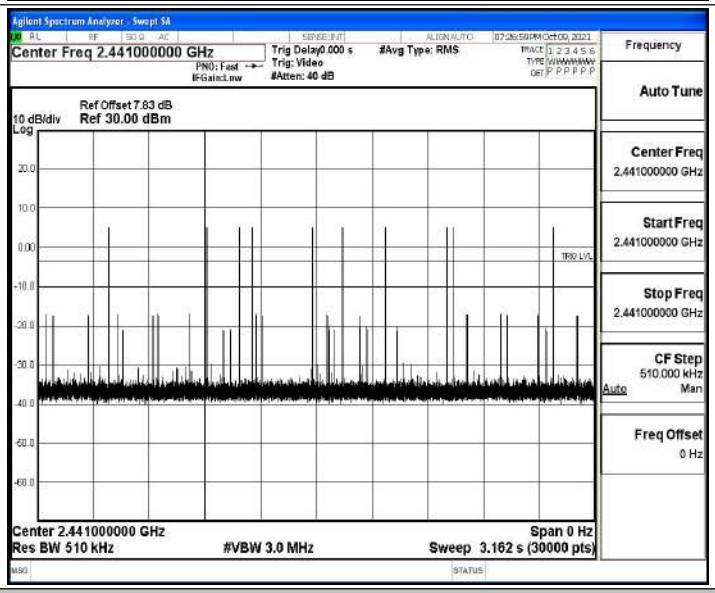

2DH5_Ant1_Hop

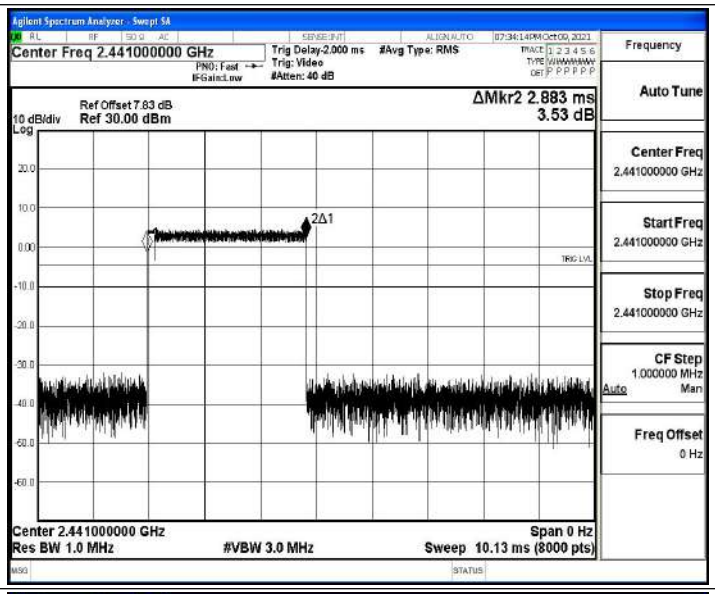

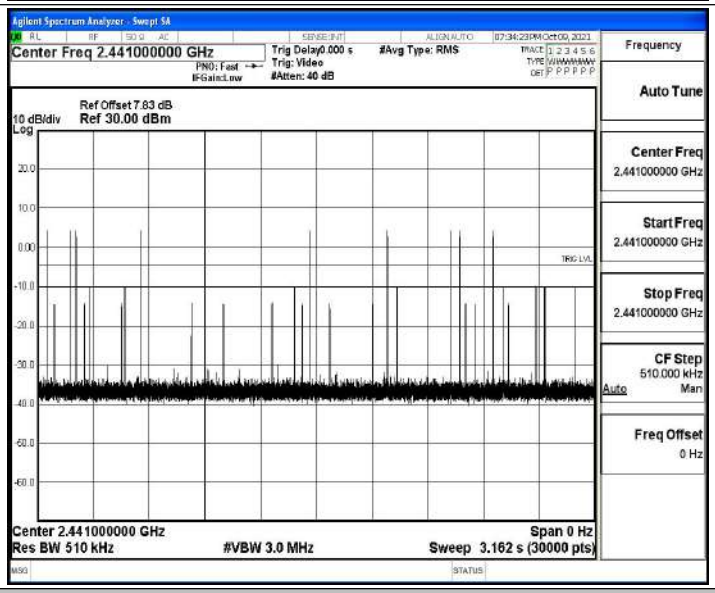

3DH5_Ant1_Hop

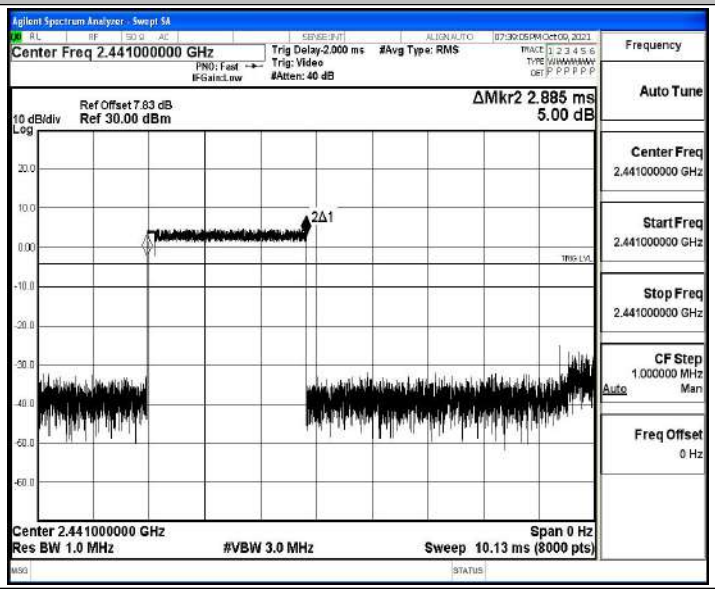

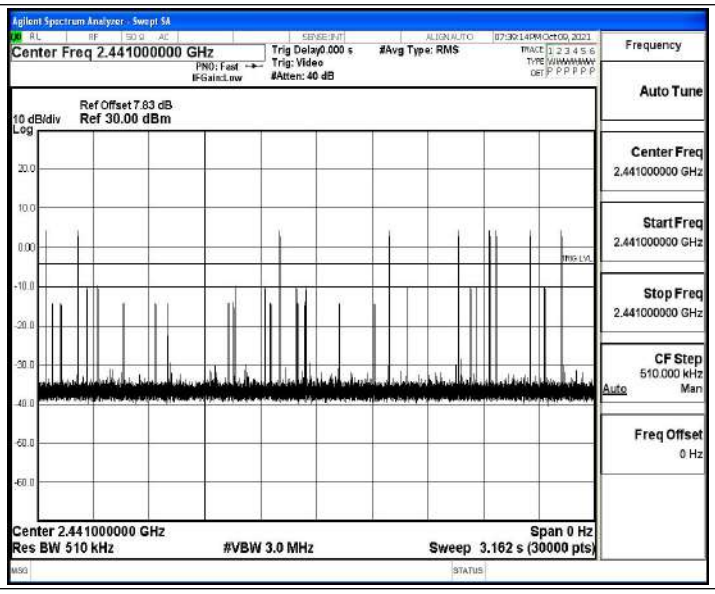
Agilent Spectrum Analyzer - Swept SA
Center Freq 2.441000000 GHz
Trig Delay0.000 s
#Avg Type: RMS
Trig: Video
#Atten: 40 dB
Ref Offset 7.83 dB
10 dB/div Ref 30.00 dBm
Log
Center 2.441000000 GHz
Span 0 Hz
Res BW 510 kHz
#VBW 3.0 MHz
Sweep 3.162 s (30000 pts)
Frequency
Auto Tune
Center Freq
2.441000000 GHz
Start Freq
2.441000000 GHz
Stop Freq
2.441000000 GHz
CF Step
510.000 kHz
Auto
Man
Freq Offset
0 Hz

A.5 Number of hopping channels

Test Result

TestMode	Antenna	Channel	Result[Num]	Limit[Num]	Verdict
DH5	Ant1	Hop	79	≥15	PASS
2DH5	Ant1	Hop	79	≥15	PASS
3DH5	Ant1	Hop	79	≥15	PASS

Test Graphs

DH5_Ant1_Hop

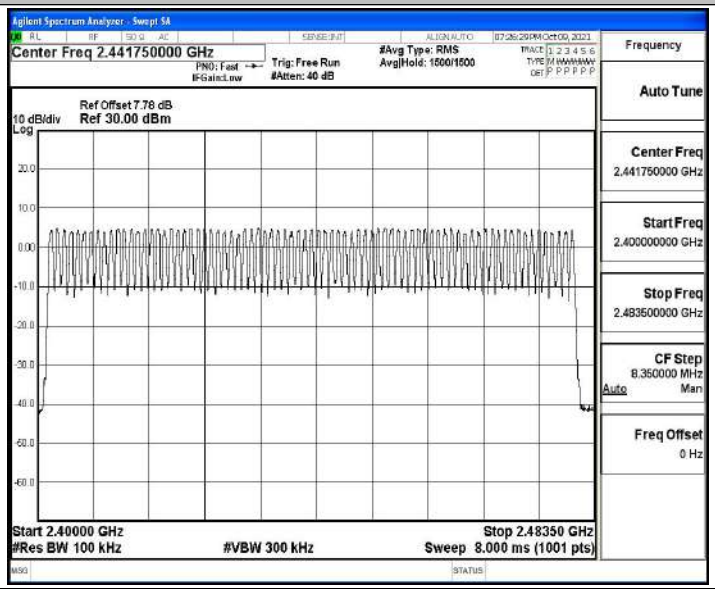

2DH5_Ant1_Hop

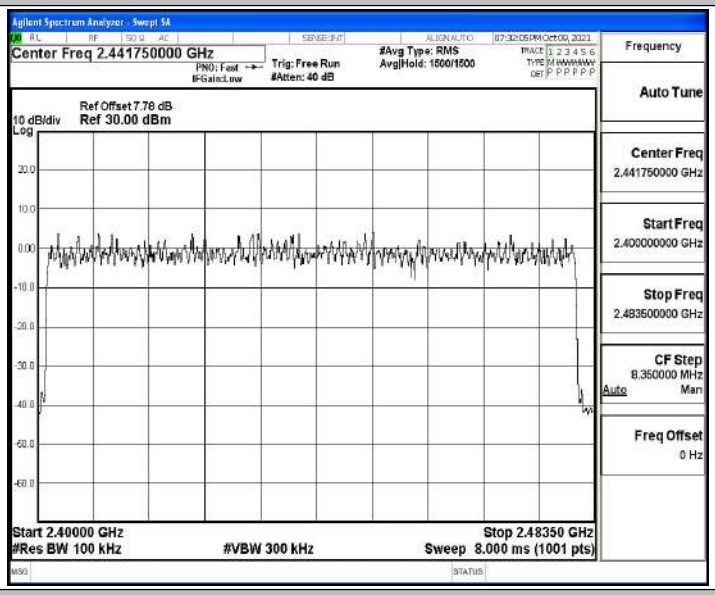

3DH5_Ant1_Hop

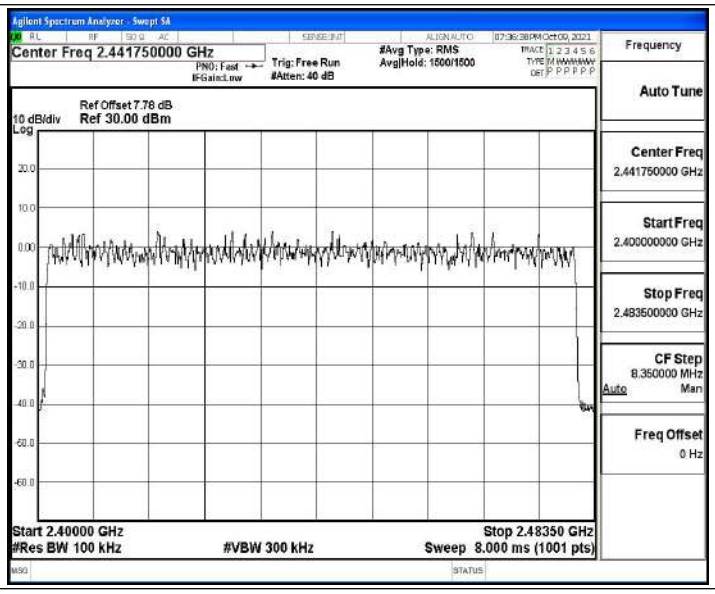
Agilent Spectrum Analyzer - Swept SA
Center Freq 2.441750000 GHz
PNO: Fast
IFGain:Low
Trig: Free Run
#Atten: 40 dB
#Avg Type: RMS
Avg|Hold: 1500/1500
Ref Offset 7.76 dB
10 dB/div Ref 30.00 dBm
Log
Start 2.40000 GHz
#Res BW 100 kHz
#VBW 300 kHz
Stop 2.48350 GHz
Sweep 8.000 ms (1001 pts)
Frequency
Auto Tune
Center Freq
2.441750000 GHz
Start Freq
2.400000000 GHz
Stop Freq
2.483500000 GHz
CF Step
8.350000 MHz
Auto
Man
Freq Offset
0 Hz

A.6 Band edge measurements

Test Result

TestMode	Antenna	ChName	Channel	RefLevel [dBm]	Result [dBm]	Limit [dBm]	Verdict
DH5	Ant1	Low	2402	4.89	-40.58	≤-15.11	PASS
		High	2480	4.74	-48.13	≤-15.26	PASS
		Low	Hop_2402	4.34	-50.2	≤-15.66	PASS
		High	Hop_2480	4.78	-47.83	≤-15.22	PASS
2DH5	Ant1	Low	2402	3.77	-46.81	≤-16.23	PASS
		High	2480	3.77	-48.53	≤-16.23	PASS
		Low	Hop_2402	-0.38	-49.7	≤-20.38	PASS
		High	Hop_2480	3.24	-47.79	≤-16.76	PASS
3DH5	Ant1	Low	2402	3.85	-48.85	≤-16.15	PASS
		High	2480	3.81	-48.71	≤-16.19	PASS
			Hop_2480	3.77	-48.8	≤-16.23	PASS

Test Graphs

DH5_Ant1_Low_2402

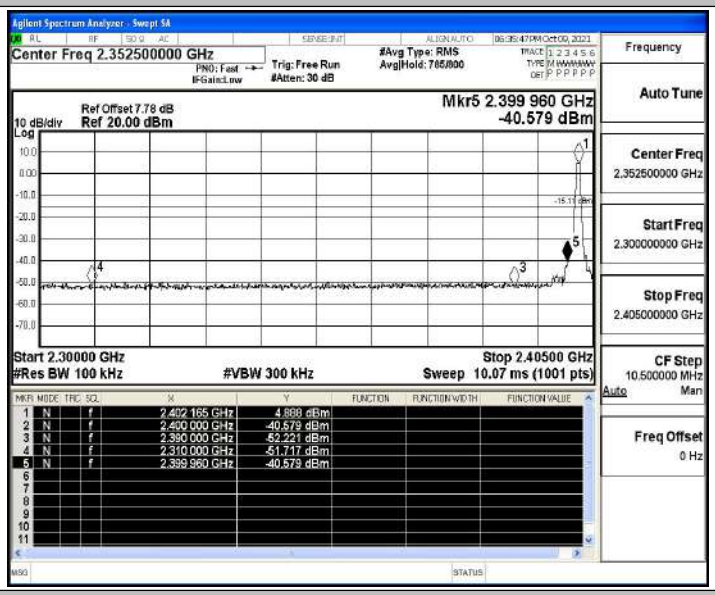

DH5_Ant1_High_2480

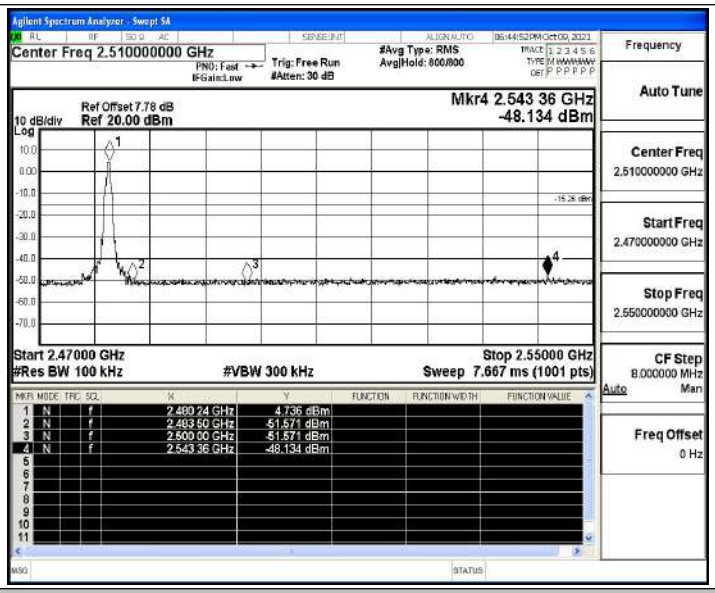

DH5_Ant1_Low_Hop_2402

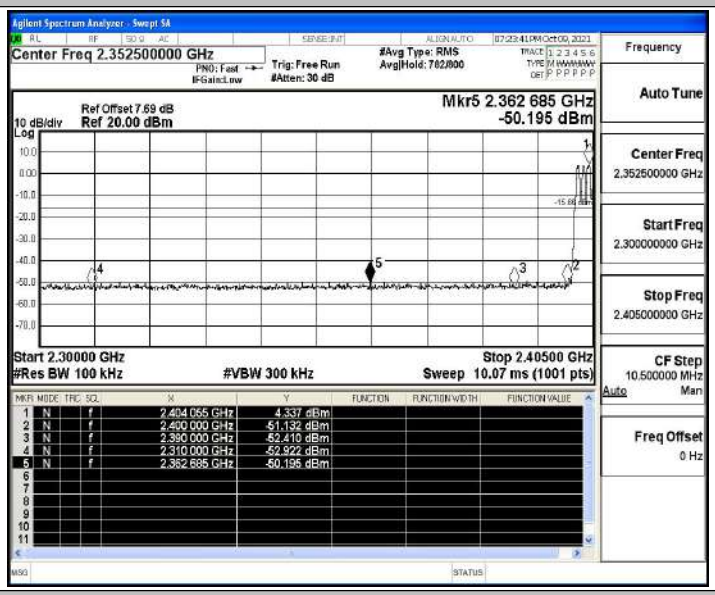

DH5_Ant1_High_Hop_2480

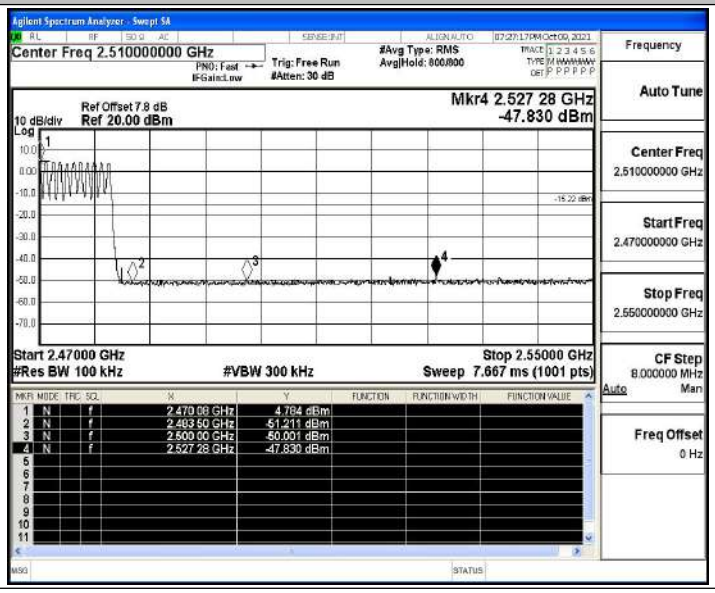

2DH5_Ant1_Low_2402

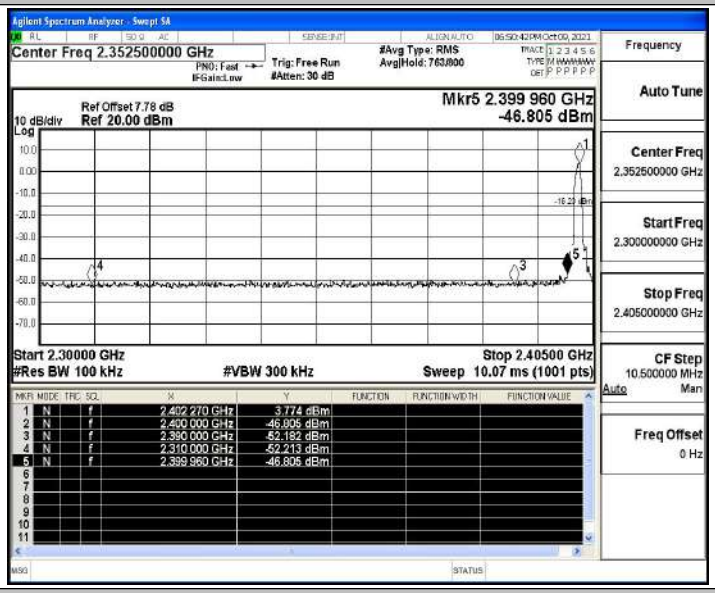

2DH5_Ant1_High_2480

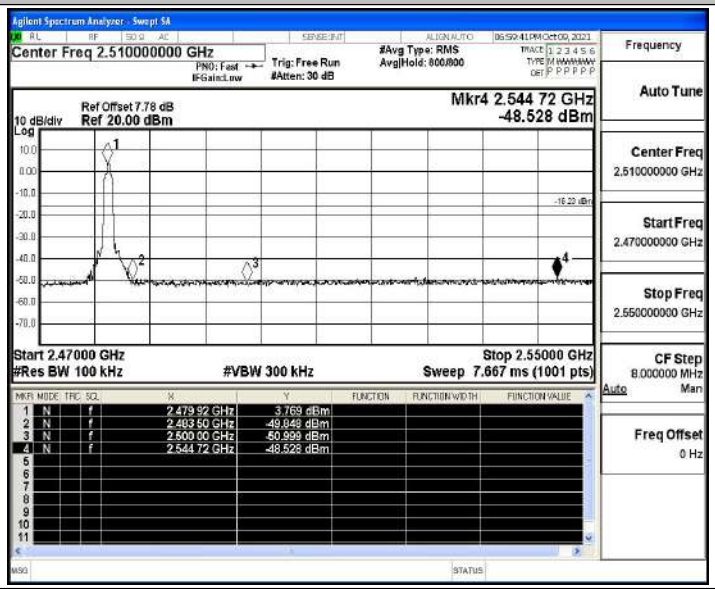

2DH5_Ant1_Low_Hop_2402

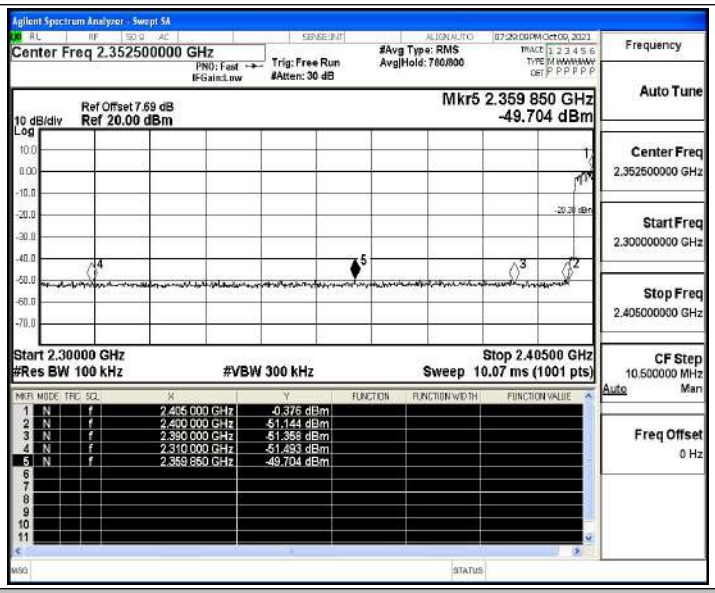

2DH5_Ant1_High_Hop_2480

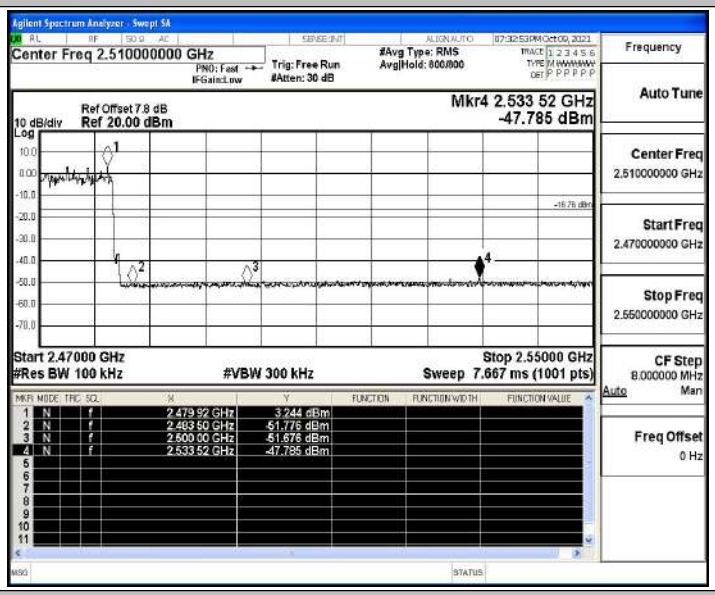

3DH5_Ant1_Low_2402

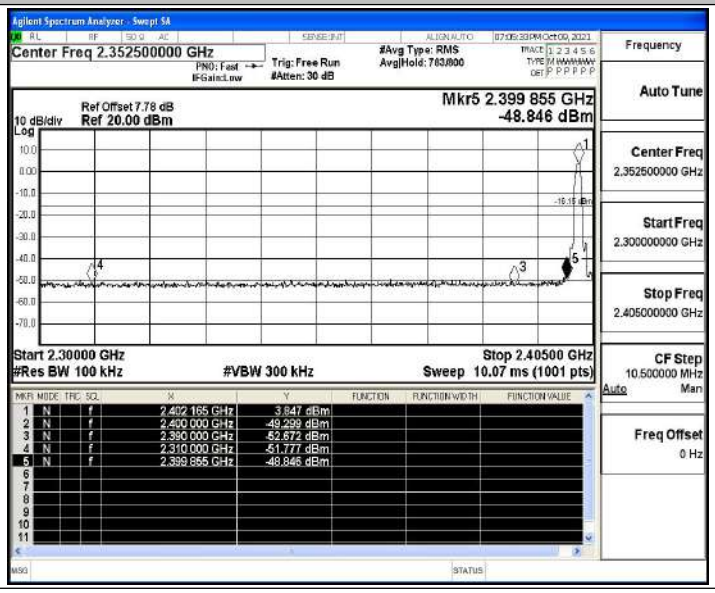

3DH5_Ant1_High_2480

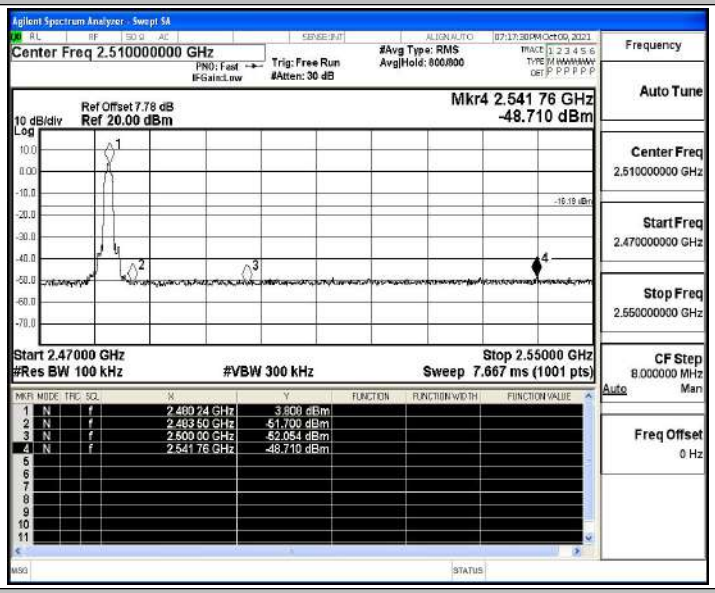

3DH5_Ant1_High_Hop_2480

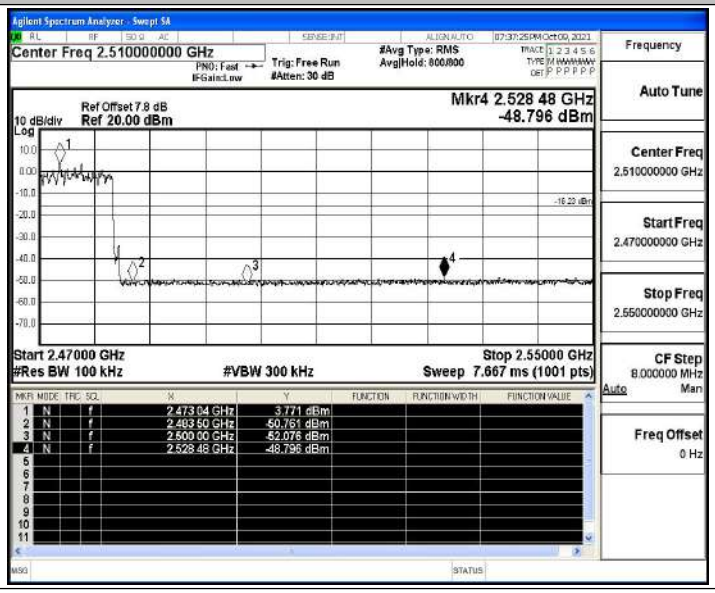

A.7 Conducted Spurious Emission

Test Result

TestMode	Antenna	Channel	FreqRange [MHz]	RefLevel [dBm]	Result [dBm]	Limit [dBm]	Verdict
DH5	Ant1	2402	Reference	4.82	4.82	---	PASS
			30~1000	4.82	-61.48	≤-15.18	PASS
			1000~26500	4.82	-46.93	≤-15.18	PASS
		2441	Reference	4.85	4.85	---	PASS
			30~1000	4.85	-60.1	≤-15.15	PASS
			1000~26500	4.85	-47.33	≤-15.15	PASS
		2480	Reference	4.63	4.63	---	PASS
			30~1000	4.63	-61.29	≤-15.37	PASS
			1000~26500	4.63	-47.72	≤-15.37	PASS
2DH5	Ant1	2402	Reference	3.43	3.43	---	PASS
			30~1000	3.43	-61.49	≤-16.57	PASS
			1000~26500	3.43	-47.18	≤-16.57	PASS
		2441	Reference	1.48	1.48	---	PASS
			30~1000	1.48	-60.62	≤-18.52	PASS
			1000~26500	1.48	-47.52	≤-18.52	PASS
		2480	Reference	3.74	3.74	---	PASS
			30~1000	3.74	-59.91	≤-16.26	PASS
			1000~26500	3.74	-48.13	≤-16.26	PASS
3DH5	Ant1	2402	Reference	0.79	0.79	---	PASS
			30~1000	0.79	-60.62	≤-19.21	PASS
			1000~26500	0.79	-46.92	≤-19.21	PASS
		2441	Reference	0.99	0.99	---	PASS
			30~1000	0.99	-59.85	≤-19.01	PASS
			1000~26500	0.99	-47.06	≤-19.01	PASS
		2480	Reference	3.68	3.68	---	PASS
			30~1000	3.68	-57.71	≤-16.32	PASS
			1000~26500	3.68	-47.59	≤-16.32	PASS

Test Graphs

DH5_Ant1_2402_0~Reference

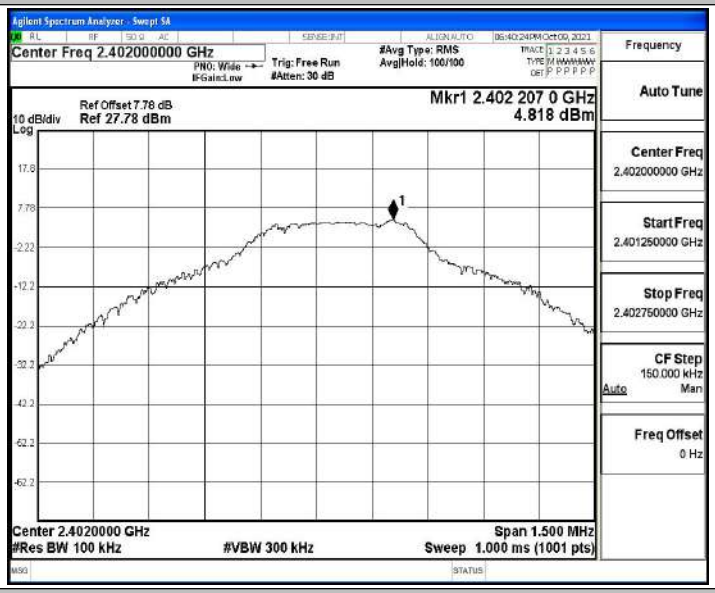

DH5_Ant1_2402_30~1000

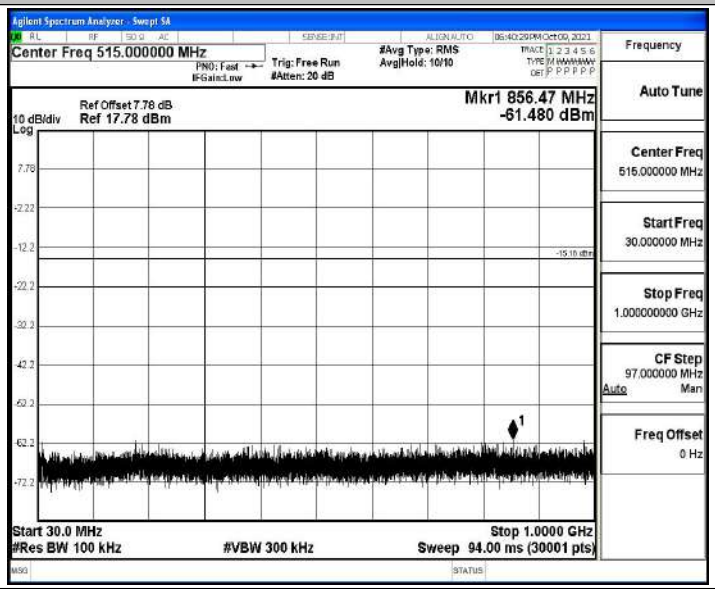

DH5_Ant1_2402_1000~26500

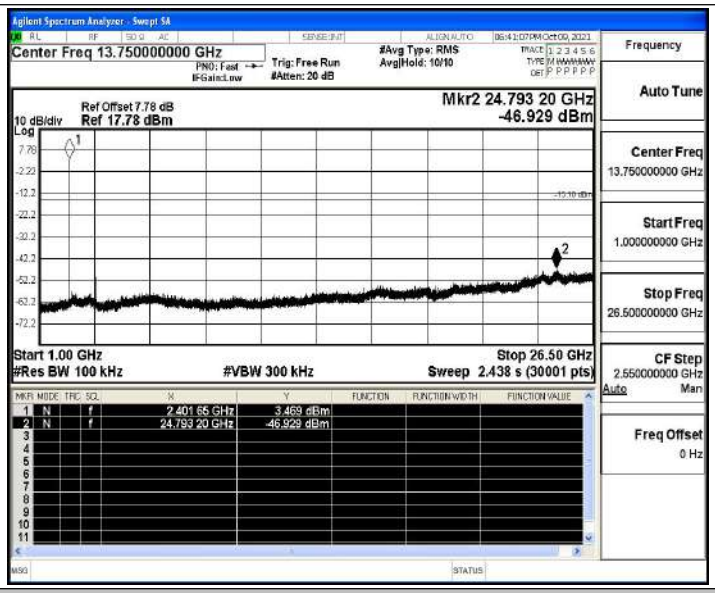

DH5_Ant1_2441_0~Reference

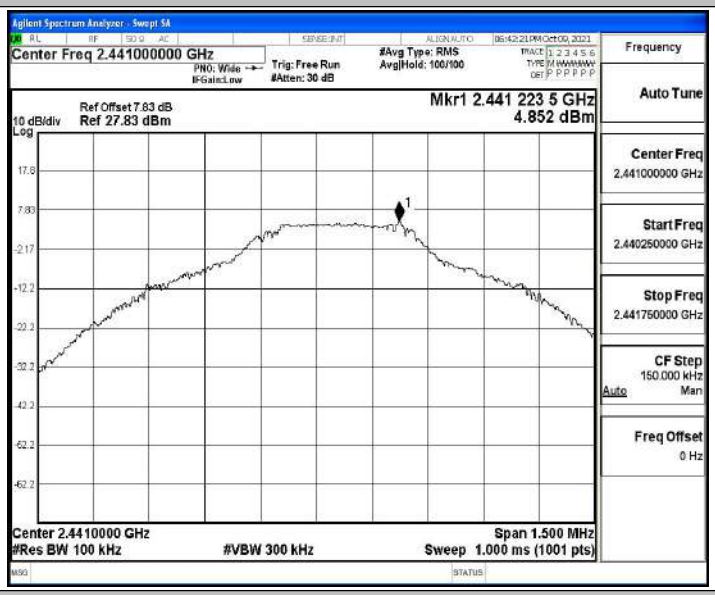

DH5_Ant1_2441_30~1000

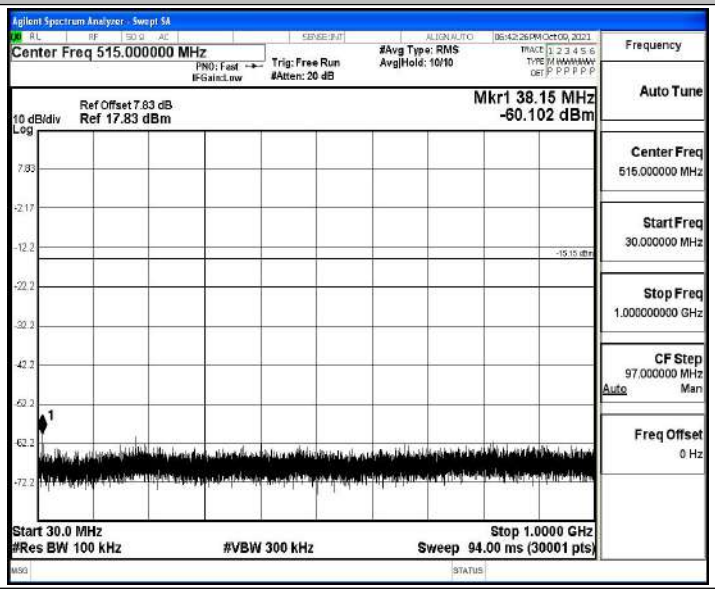

DH5_Ant1_2441_1000~26500

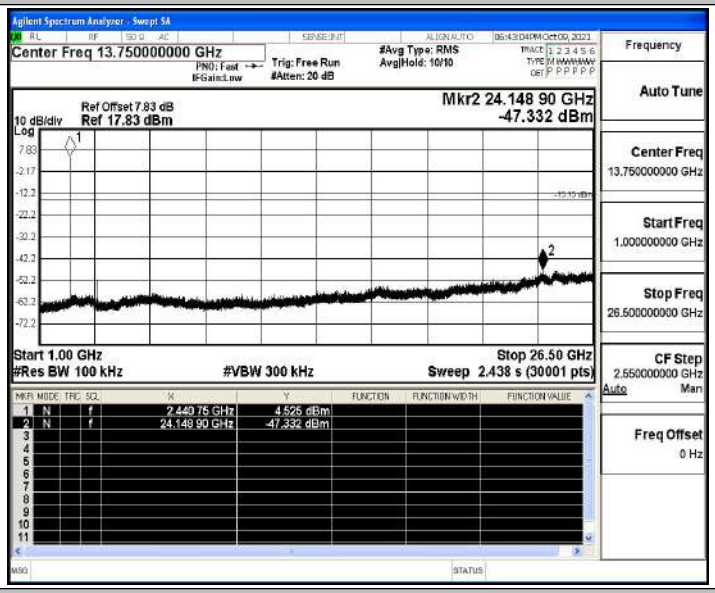

DH5_Ant1_2480_0~Reference

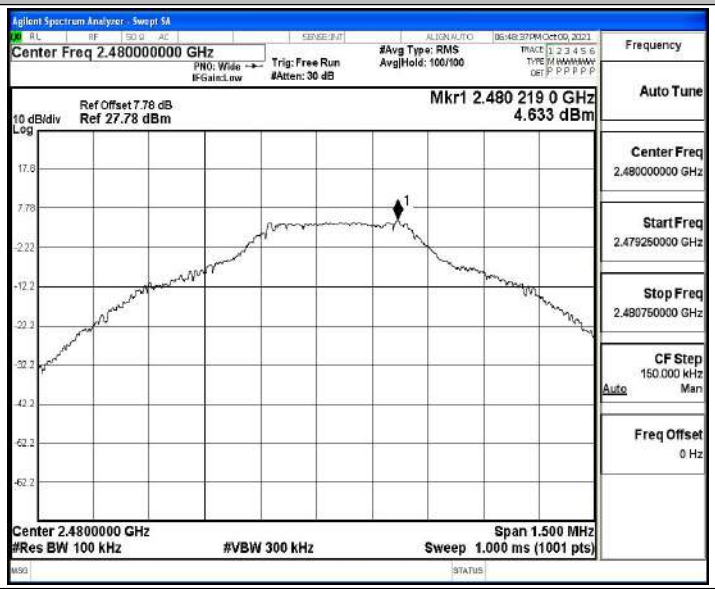

DH5_Ant1_2480_30~1000

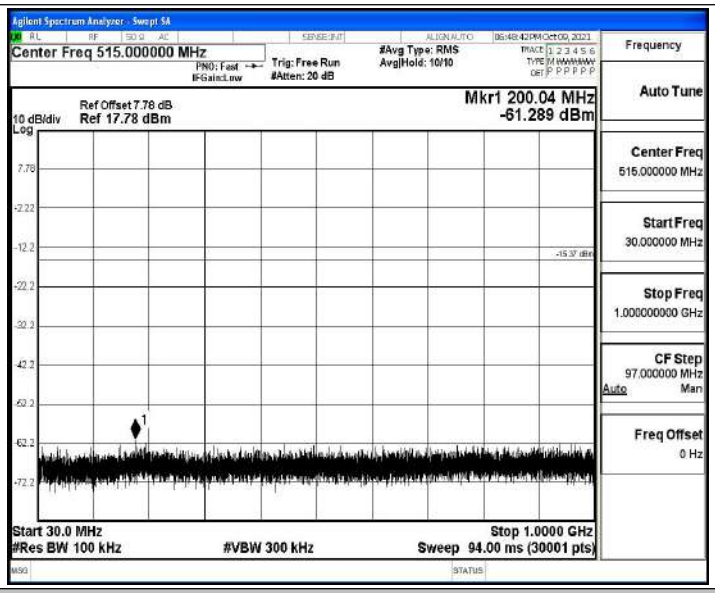

DH5_Ant1_2480_1000~26500

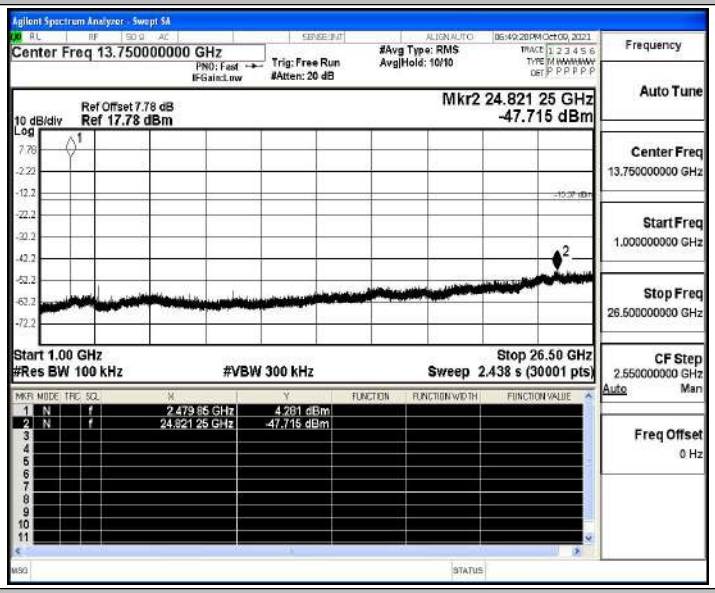

2DH5_Ant1_2402_0~Reference

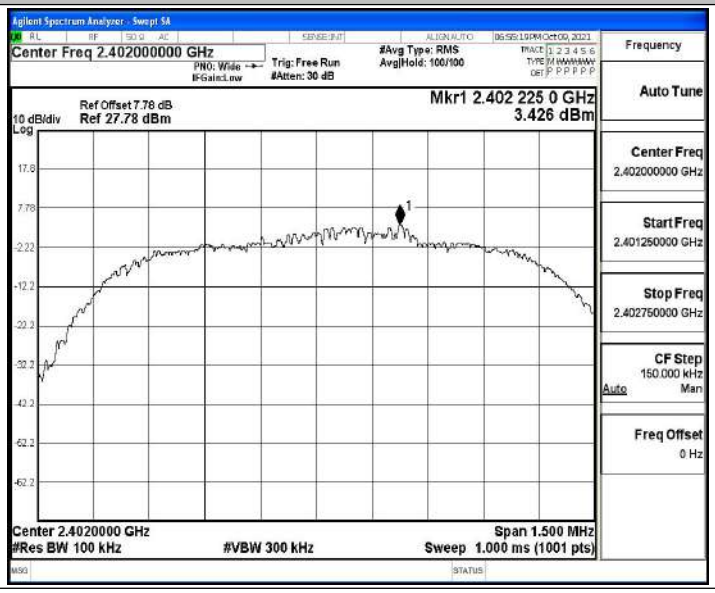

2DH5_Ant1_2402_30~1000

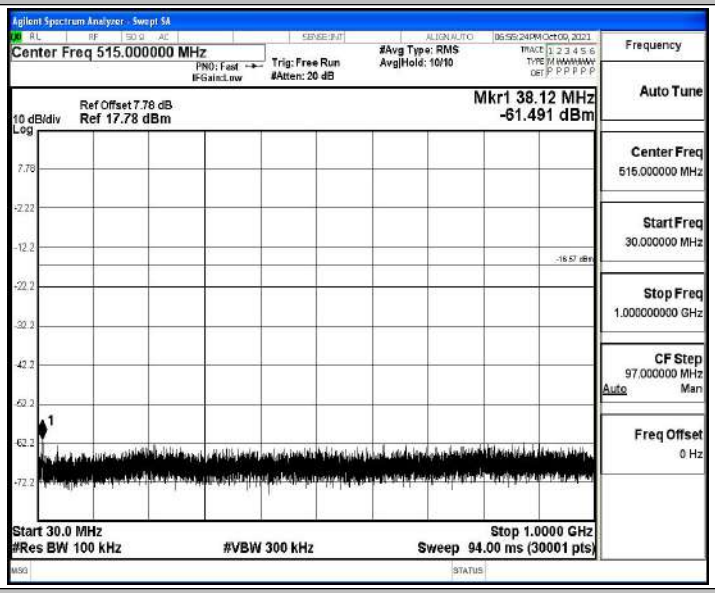

2DH5_Ant1_2402_1000~26500

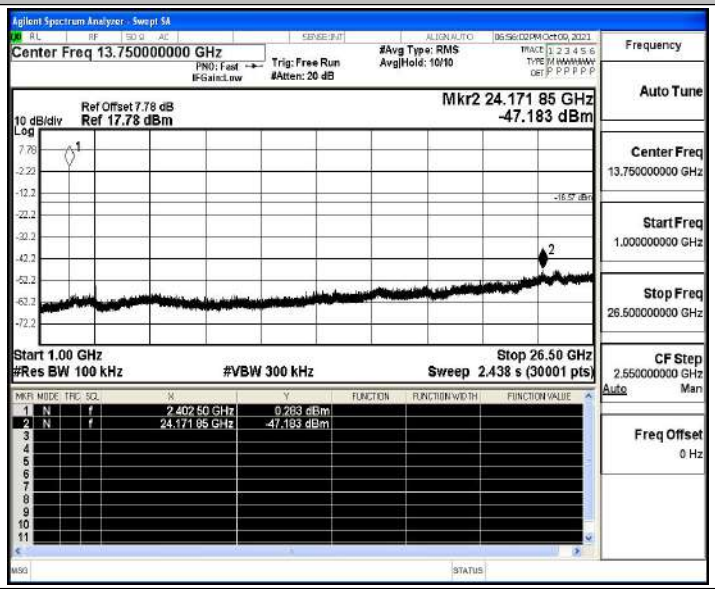

2DH5_Ant1_2441_0~Reference

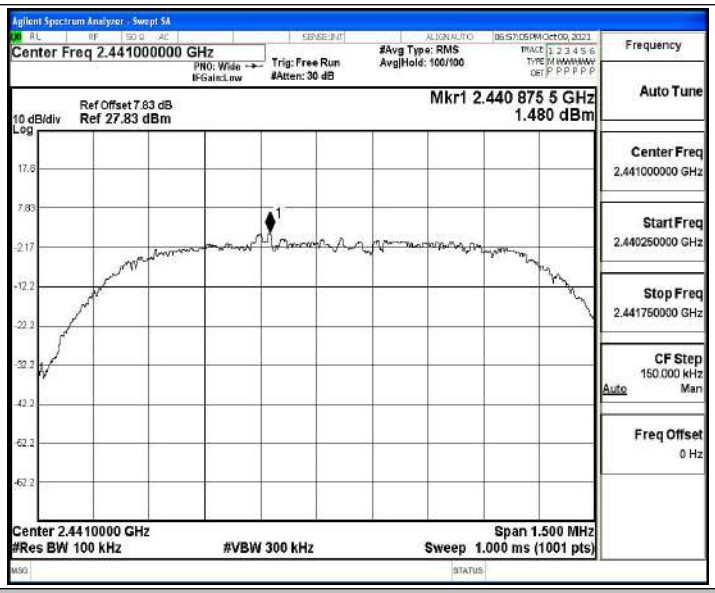

2DH5_Ant1_2441_30~1000

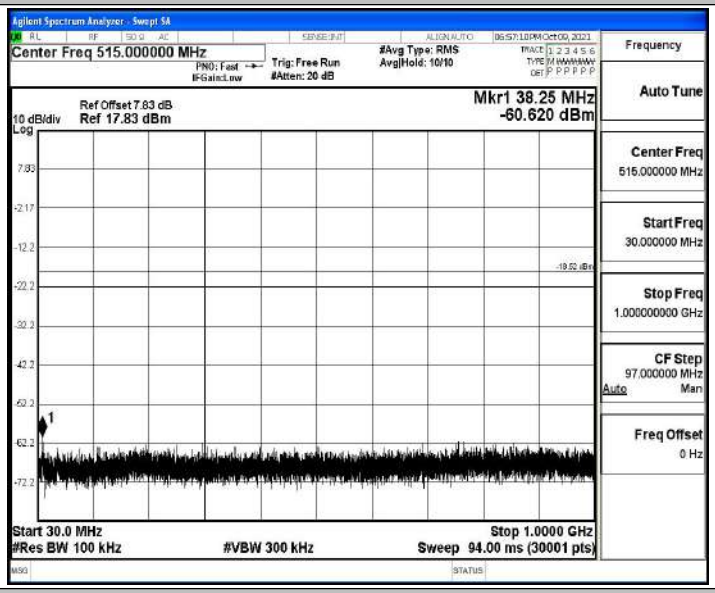

2DH5_Ant1_2441_1000~26500

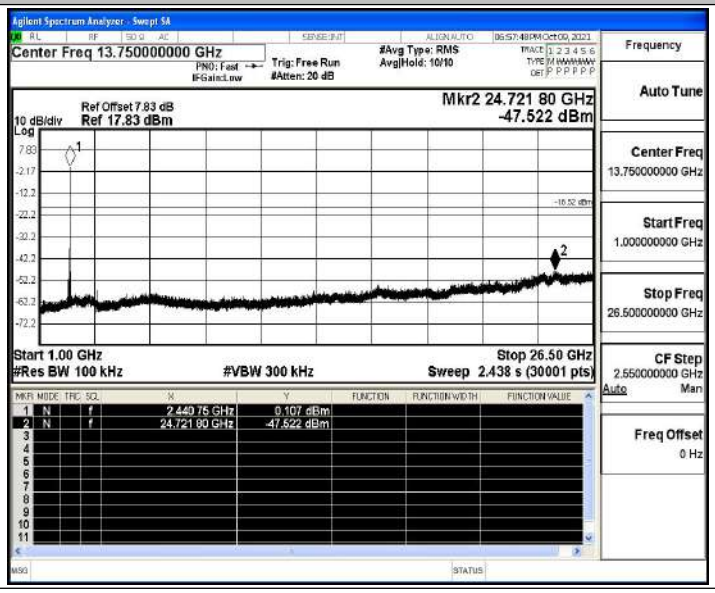

2DH5_Ant1_2480_0~Reference

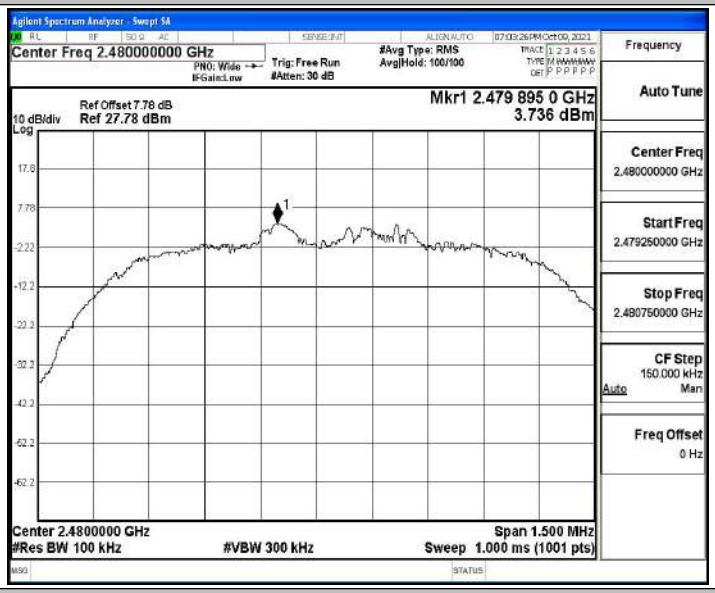

2DH5_Ant1_2480_30~1000

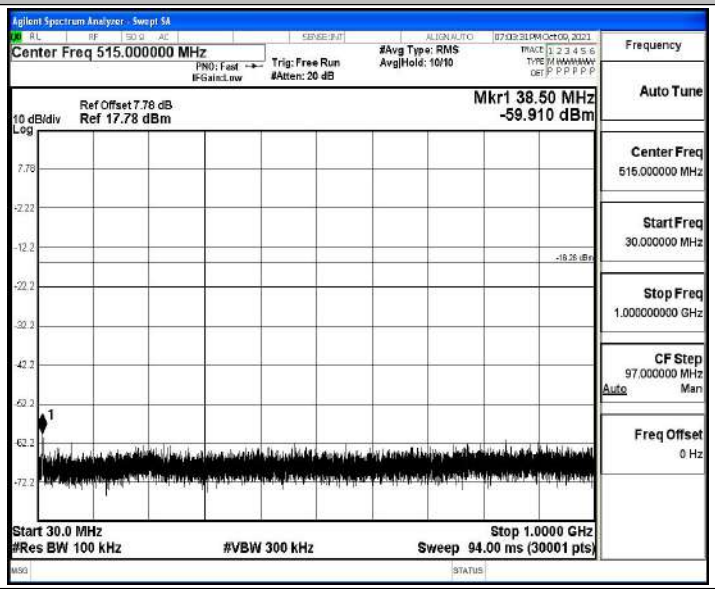

2DH5_Ant1_2480_1000~26500

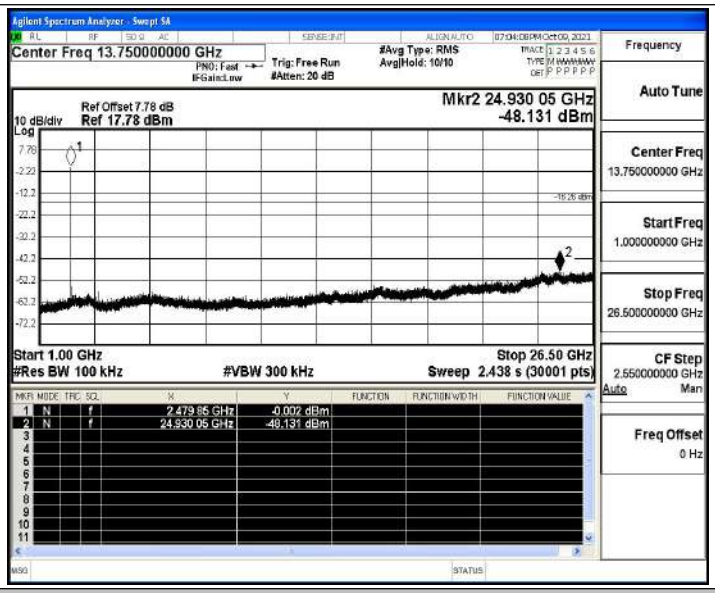

3DH5_Ant1_2402_0~Reference

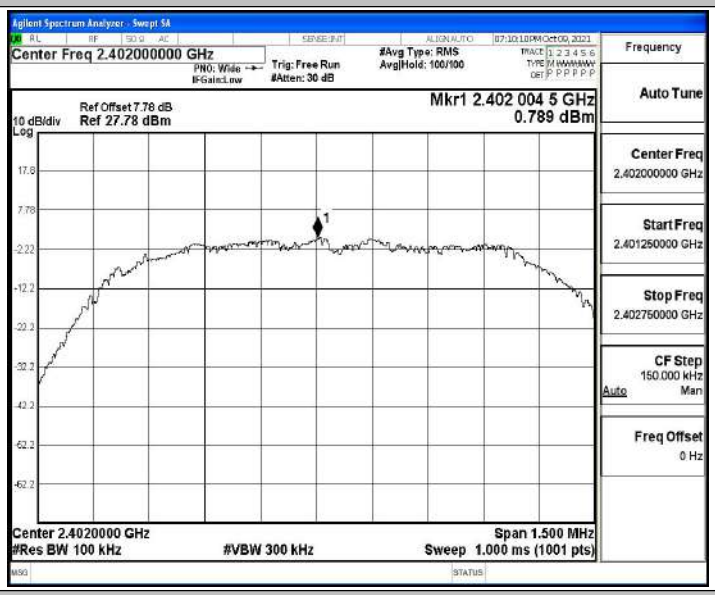

3DH5_Ant1_2402_30~1000

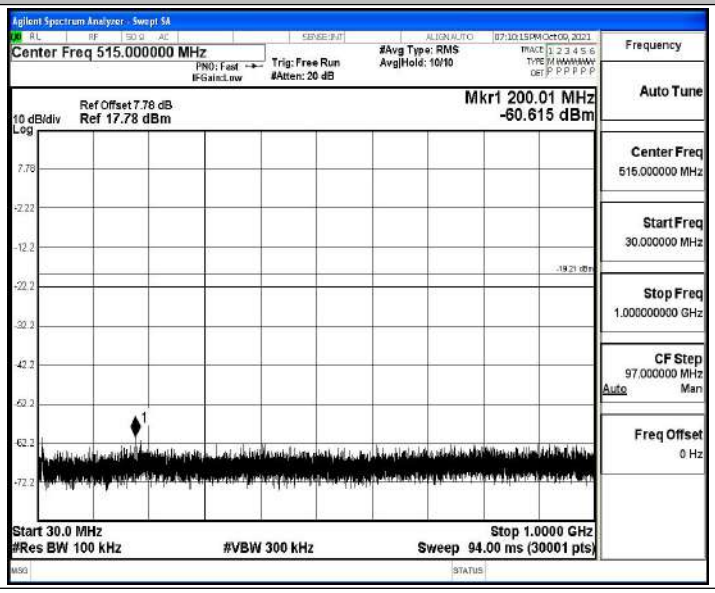

3DH5_Ant1_2402_1000~26500

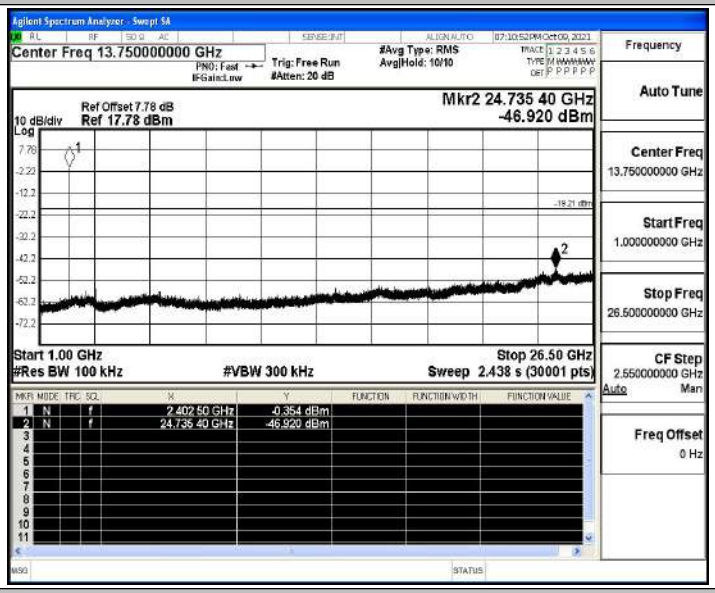

3DH5_Ant1_2441_0~Reference

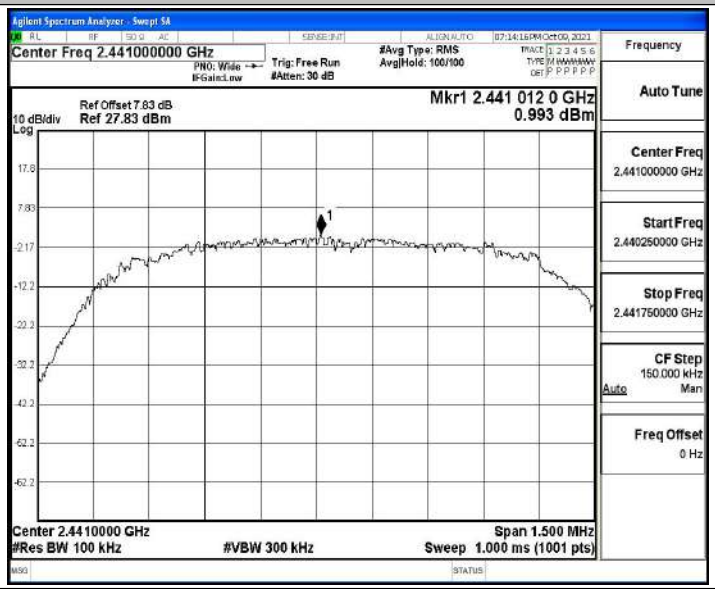

3DH5_Ant1_2441_30~1000

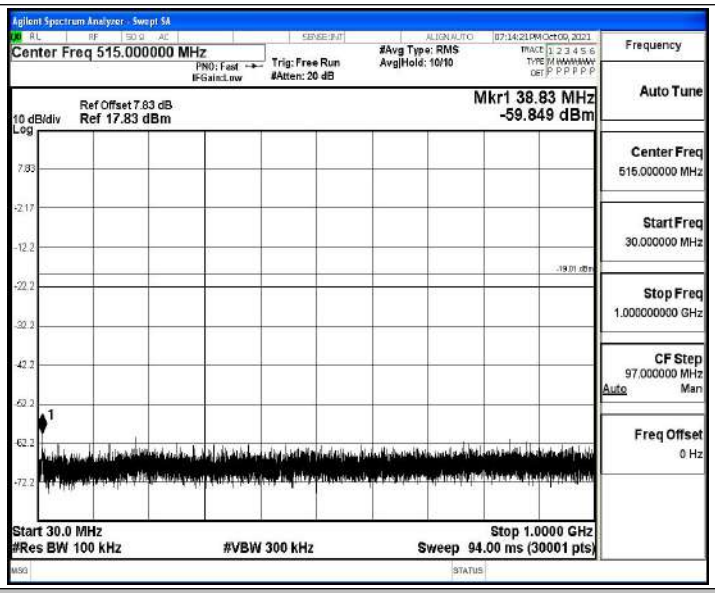

3DH5_Ant1_2441_1000~26500

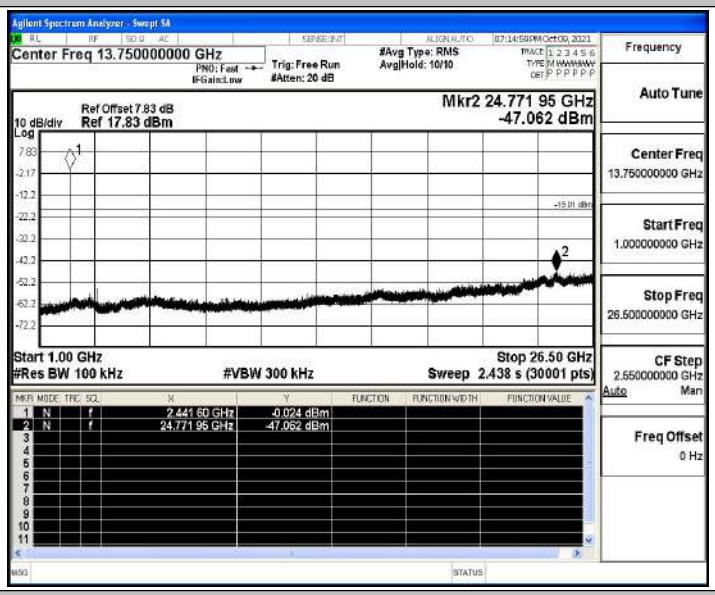

3DH5_Ant1_2480_0~Reference

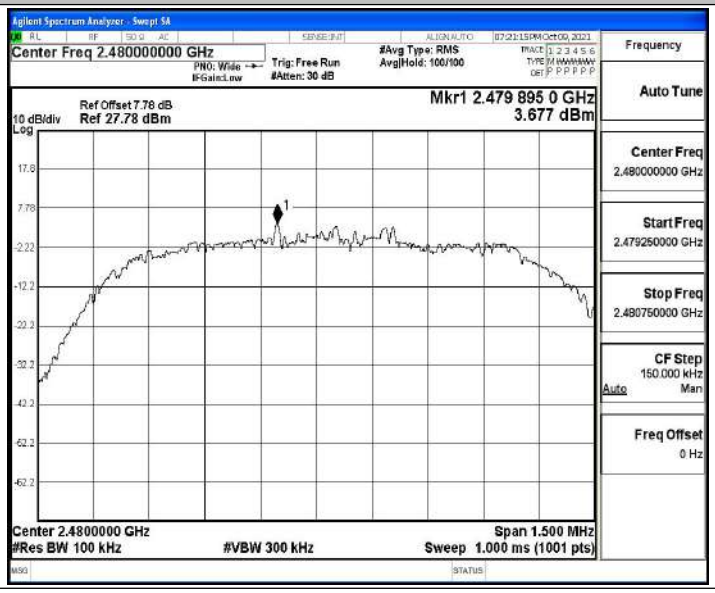

3DH5_Ant1_2480_30~1000

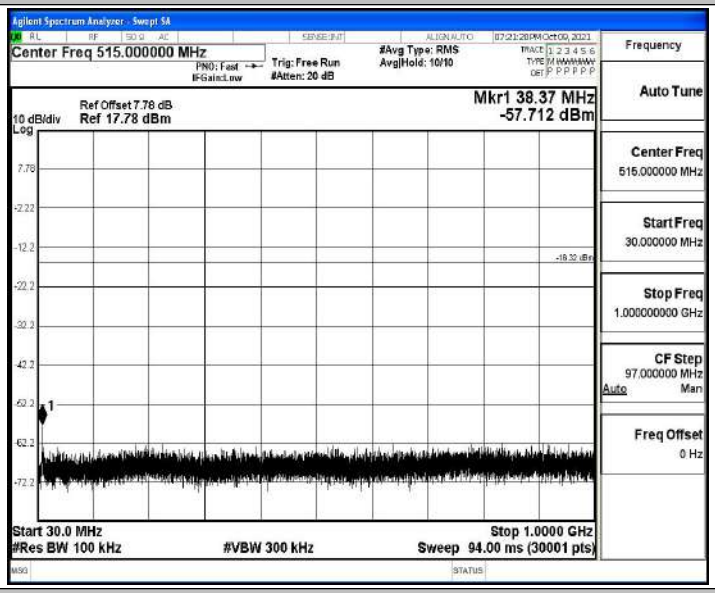

3DH5_Ant1_2480_1000~26500

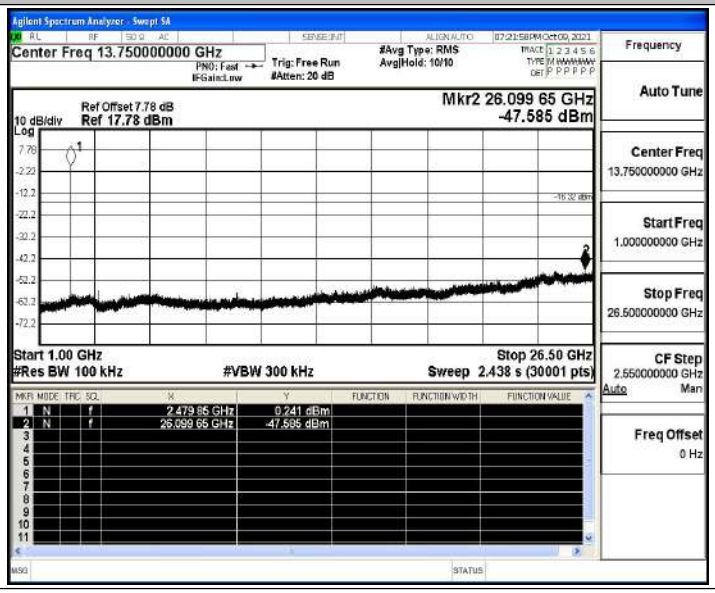

A.8 Emissions in Restricted Bands

Test Result

TestMode	Antenna	ChName	Channel	Detector	Freq. [MHz]	Result [dBm]	Limit [dBm]	Result [dBuV/m]	Limit [dBuV/m]	Verdict
DH5	Ant1	Low	2402	AV	2310.000	-48.86	≤-41.20	46.34	≤54	PASS
				AV	2383.475	-48.35	≤-41.20	46.85	≤54	PASS
				AV	2390.000	-48.44	≤-41.20	46.76	≤54	PASS
				Peak	2310.000	-40.77	≤-21.20	54.43	≤74	PASS
				Peak	2349.875	-37.61	≤-21.20	57.59	≤74	PASS
				Peak	2390.000	-41.04	≤-21.20	54.16	≤74	PASS
		High	2480	AV	2483.500	-46.94	≤-41.20	48.26	≤54	PASS
				AV	2483.520	-46.93	≤-41.20	48.27	≤54	PASS
				AV	2500.000	-47.94	≤-41.20	47.26	≤54	PASS
				Peak	2483.500	-30.36	≤-21.20	64.84	≤74	PASS
				Peak	2484.000	-30.33	≤-21.20	64.87	≤74	PASS
				Peak	2500.000	-40.47	≤-21.20	54.73	≤74	PASS
2DH5	Ant1	Low	2402	AV	2310.000	-49.05	≤-41.20	46.15	≤54	PASS
				AV	2383.580	-48.28	≤-41.20	46.92	≤54	PASS
				AV	2390.000	-48.49	≤-41.20	46.71	≤54	PASS
				Peak	2310.000	-40.87	≤-21.20	54.33	≤74	PASS
				Peak	2372.765	-37.9	≤-21.20	57.30	≤74	PASS
				Peak	2390.000	-40.51	≤-21.20	54.69	≤74	PASS
		High	2480	AV	2483.500	-46.86	≤-41.20	48.34	≤54	PASS
				AV	2499.360	-46.12	≤-41.20	49.08	≤54	PASS
				AV	2500.000	-47.84	≤-41.20	47.36	≤54	PASS
				Peak	2483.500	-31.93	≤-21.20	63.27	≤74	PASS
				Peak	2484.320	-30.81	≤-21.20	64.39	≤74	PASS
				Peak	2500.000	-39.71	≤-21.20	55.49	≤74	PASS
3DH5	Ant1	Low	2402	AV	2310.000	-49.01	≤-41.20	46.19	≤54	PASS
				AV	2383.055	-48.4	≤-41.20	46.80	≤54	PASS
				AV	2390.000	-48.54	≤-41.20	46.66	≤54	PASS
				Peak	2310.000	-41.54	≤-21.20	53.66	≤74	PASS
				Peak	2384.525	-38.13	≤-21.20	57.07	≤74	PASS
				Peak	2390.000	-39.76	≤-21.20	55.44	≤74	PASS
		High	2480	AV	2483.500	-46.88	≤-41.20	48.32	≤54	PASS
				AV	2483.520	-46.88	≤-41.20	48.32	≤54	PASS
				AV	2500.000	-47.97	≤-41.20	47.23	≤54	PASS
				Peak	2483.500	-40.04	≤-21.20	55.16	≤74	PASS
				Peak	2484.000	-34.54	≤-21.20	60.66	≤74	PASS
				Peak	2500.000	-40.22	≤-21.20	54.98	≤74	PASS

Note：

1. The Antenna Gain is compensated in the graph.
2. The limit in dBm for average detector is conversion from 54dBuV/m, according to 15.209(a). The limit in dBm for peak detector is 20dB above the limit of average detector in dBm.

Test Graphs

DH5_Ant1_Low_2402_AV

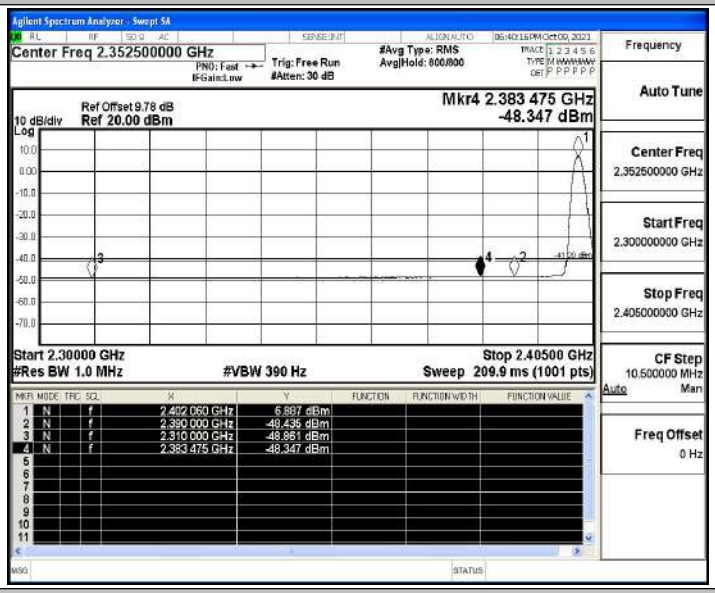

DH5_Ant1_Low_2402_Peak

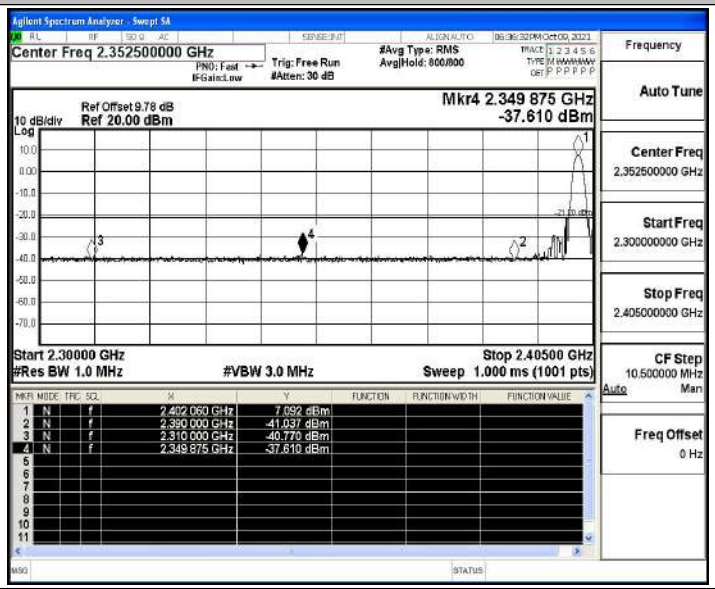

DH5_Ant1_High_2480_AV

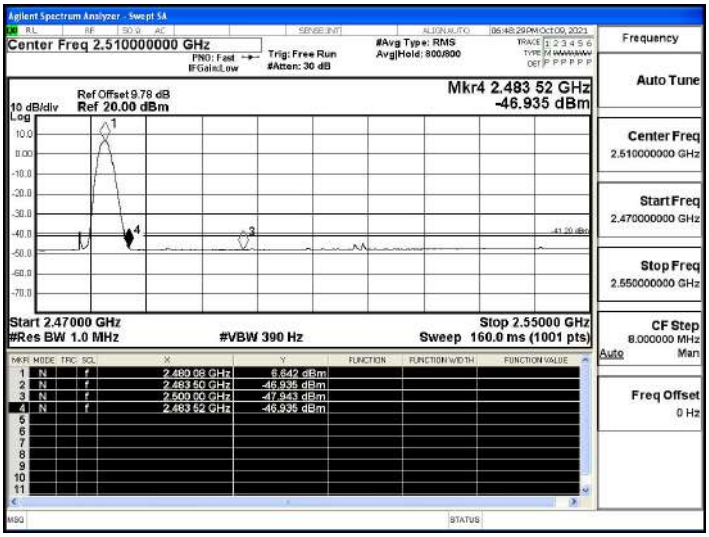

DH5_Ant1_High_2480_Peak

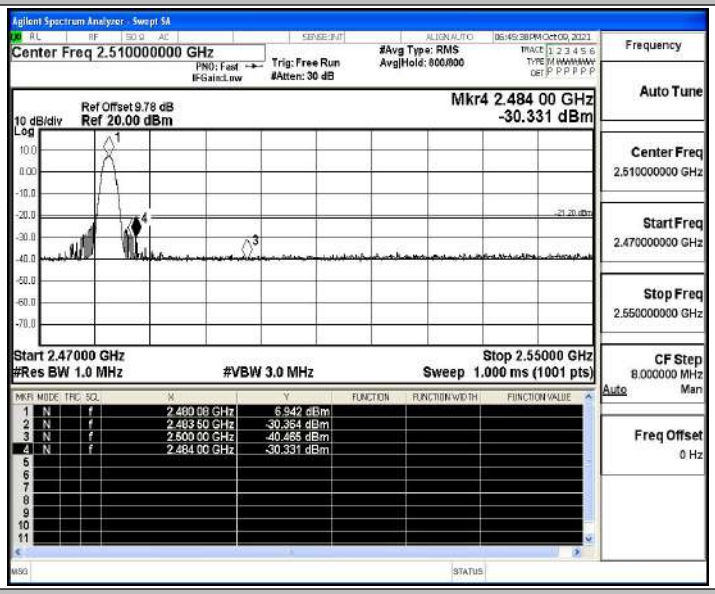

2DH5_Ant1_Low_2402_AV

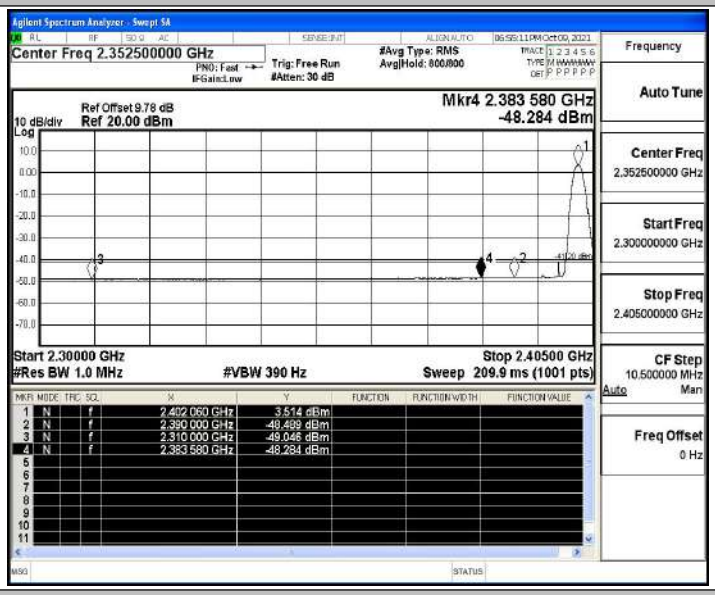

2DH5_Ant1_Low_2402_Peak

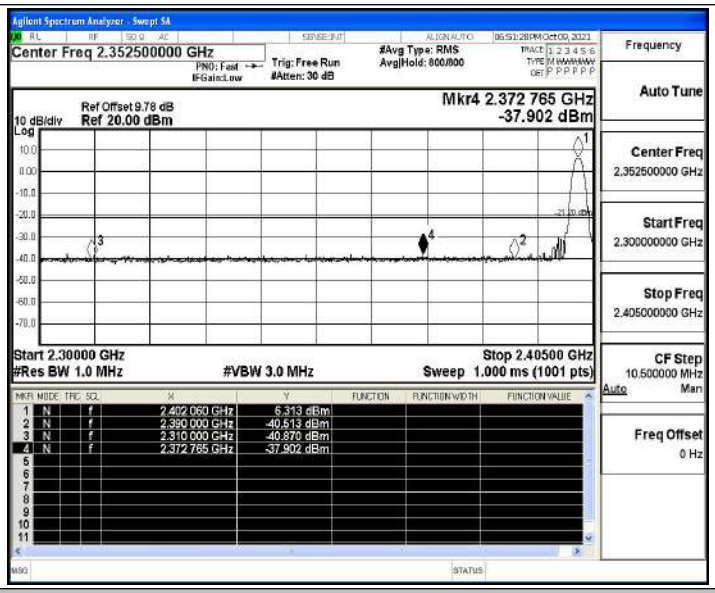

2DH5_Ant1_High_2480_AV

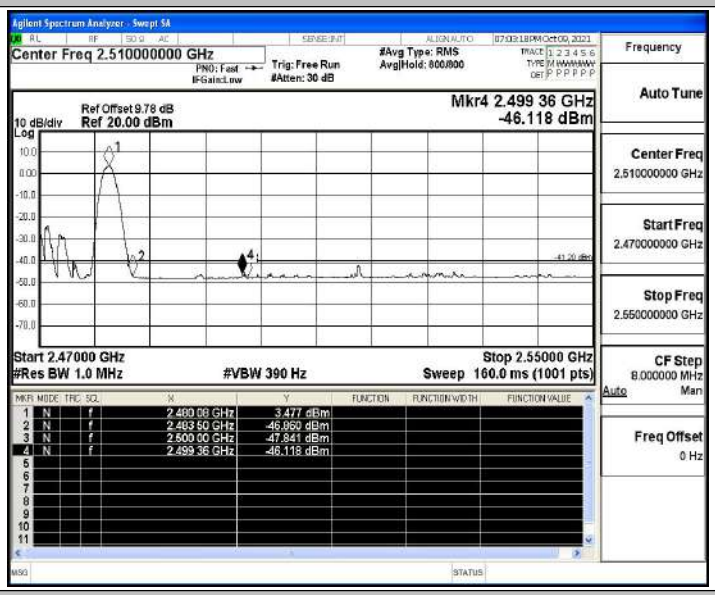

2DH5_Ant1_High_2480_Peak

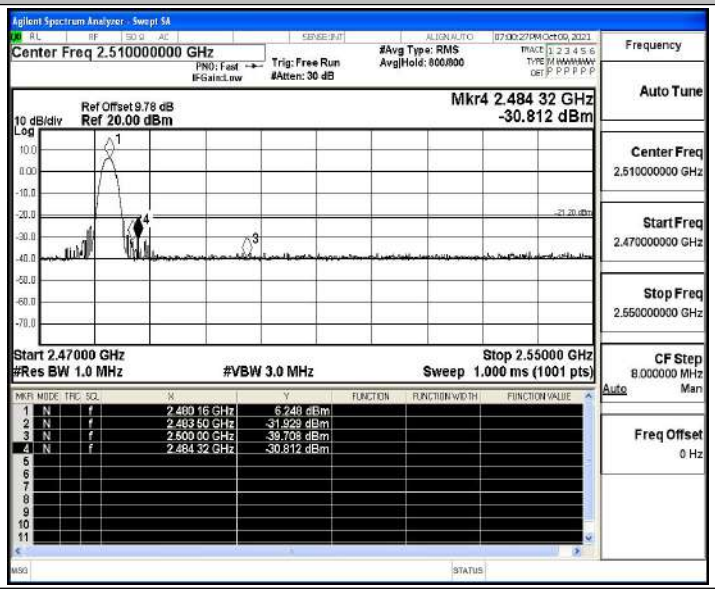

3DH5_Ant1_Low_2402_AV

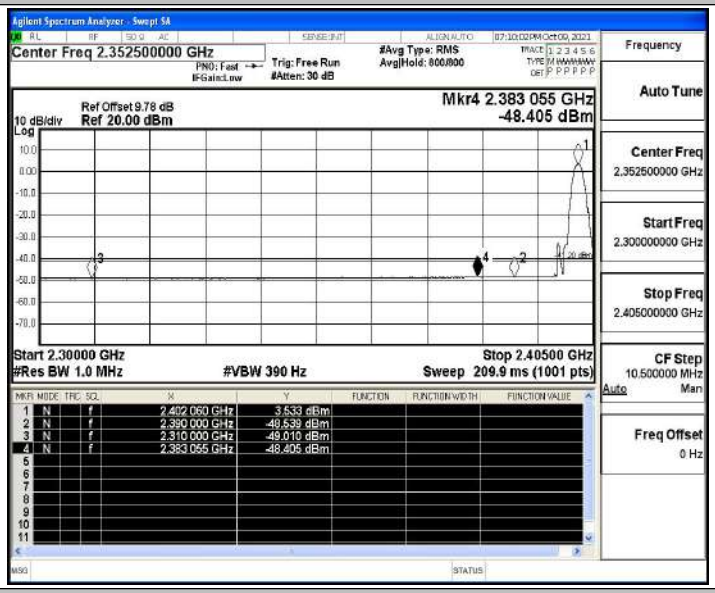

3DH5_Ant1_Low_2402_Peak

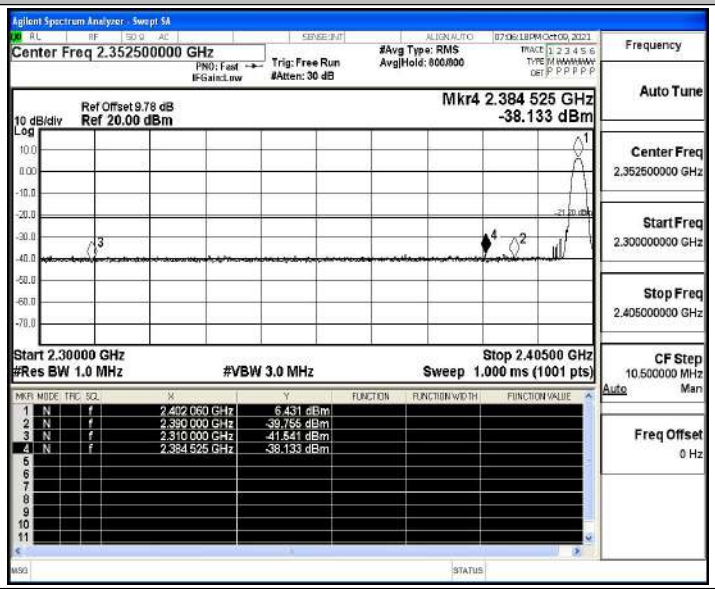

3DH5_Ant1_High_2480_AV

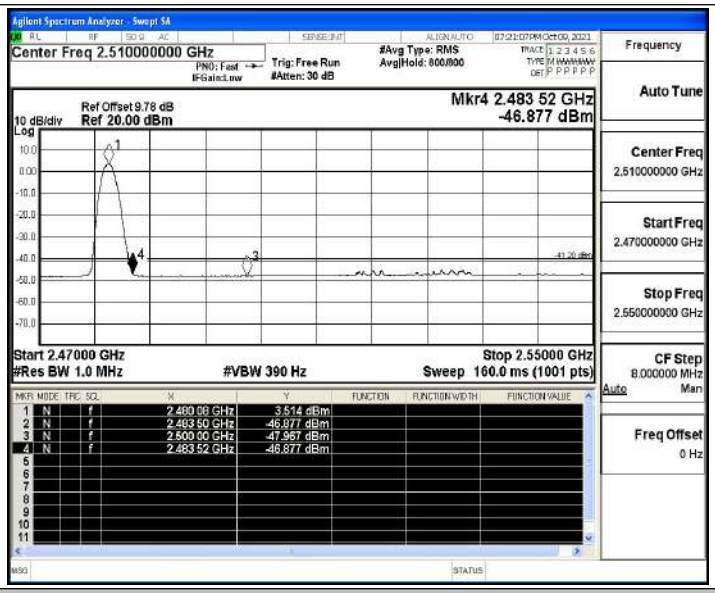
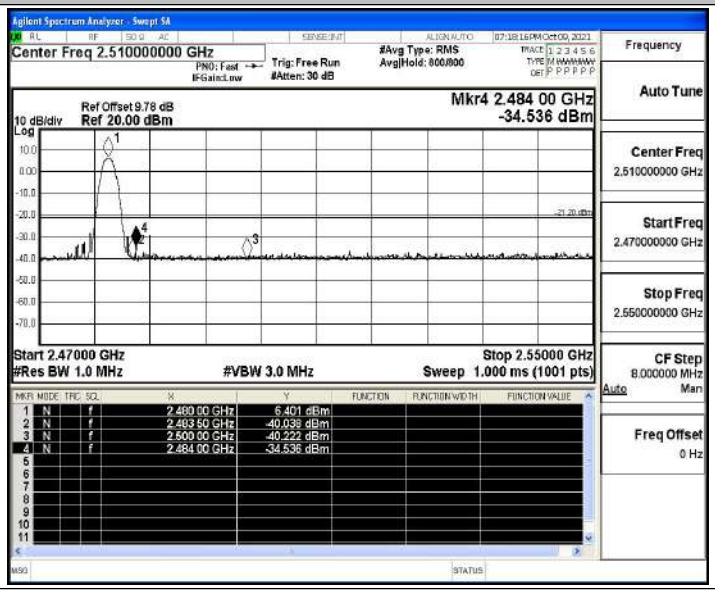
3DH5_Ant1_High_2480_Peak