802.11n-20M CH01 (2412MHz)	802.11n-20M CH01 (2412MHz)
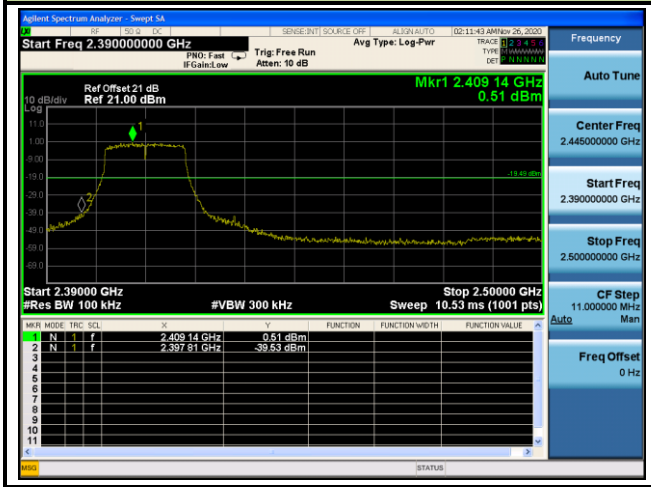	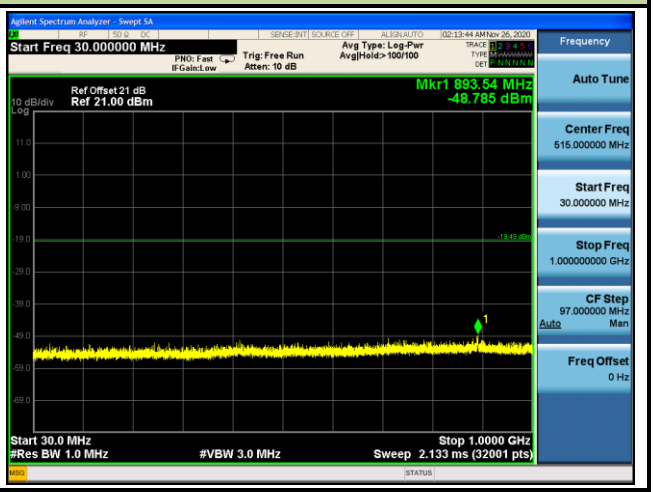
802.11n-20M CH01 (2412MHz)	**802.11n-20M CH01 (2412MHz)**
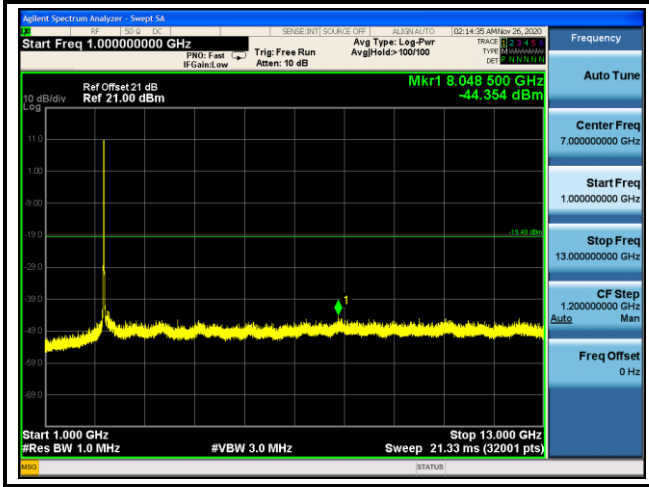	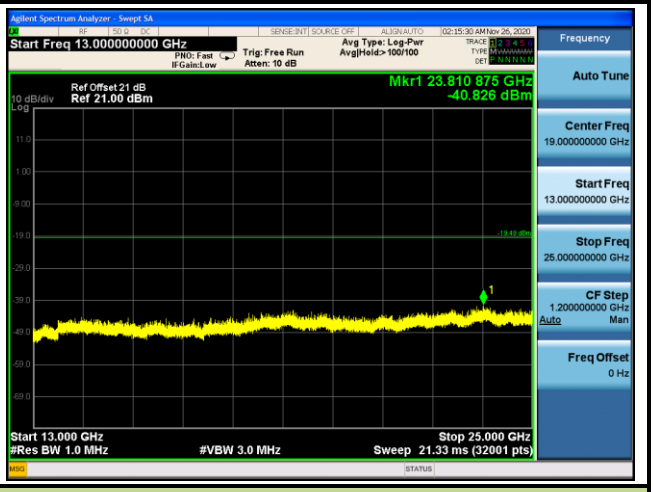
802.11n-20M CH06 (2437MHz)	**802.11n-20M CH06 (2437MHz)**
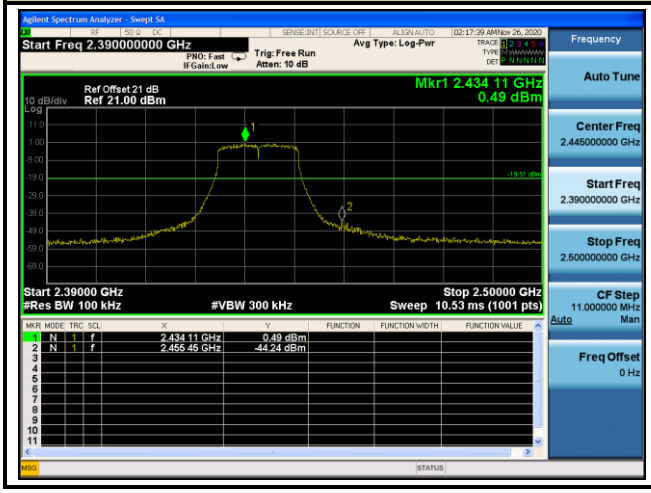	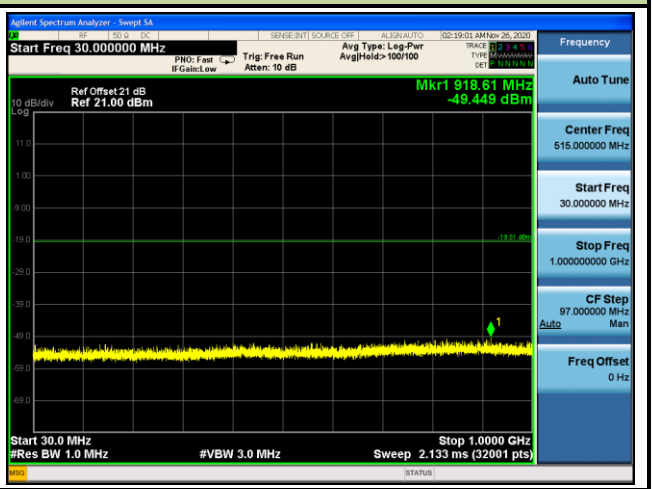

802.11n-20M CH06 (2437MHz)

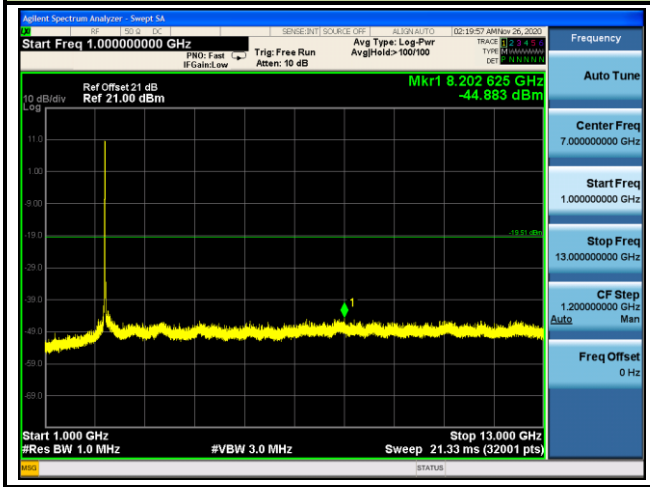

802.11n-20M CH06 (2437MHz)

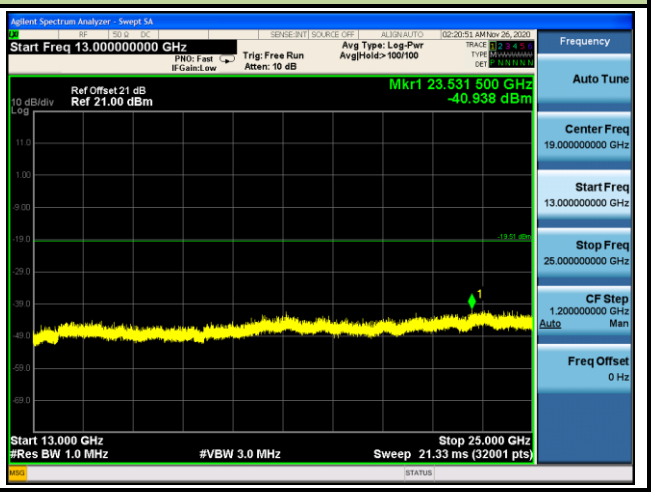

802.11n-20M CH011 (2462MHz)

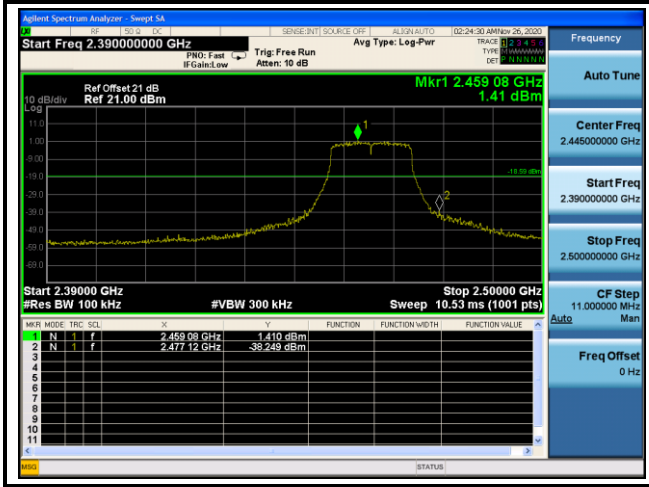

802.11n-20M CH011 (2462MHz)

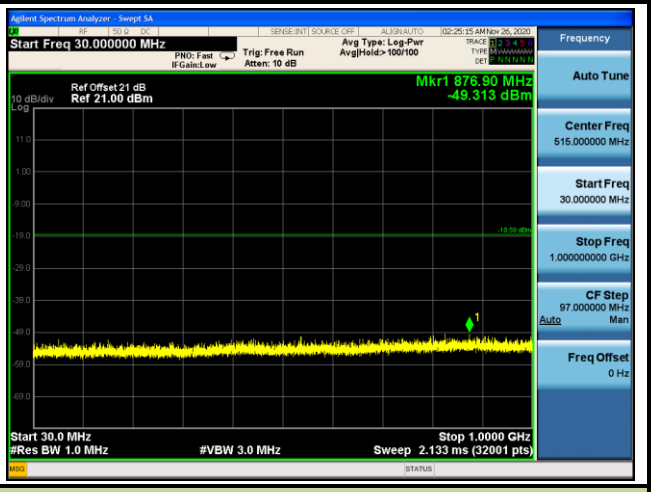

802.11n-20M CH011 (2462MHz)

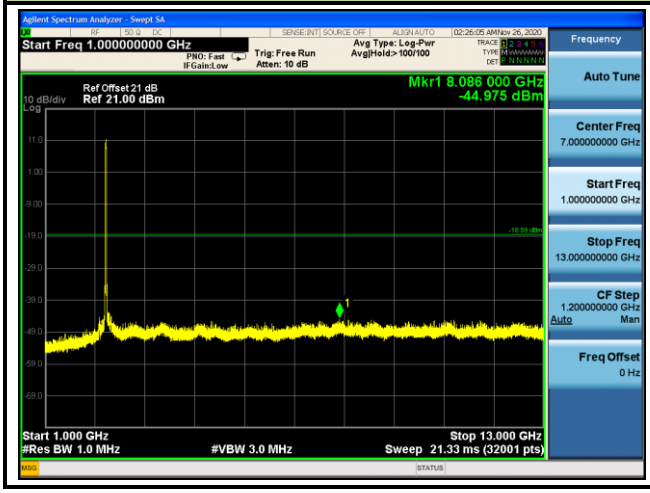

802.11n-20M CH011 (2462MHz)

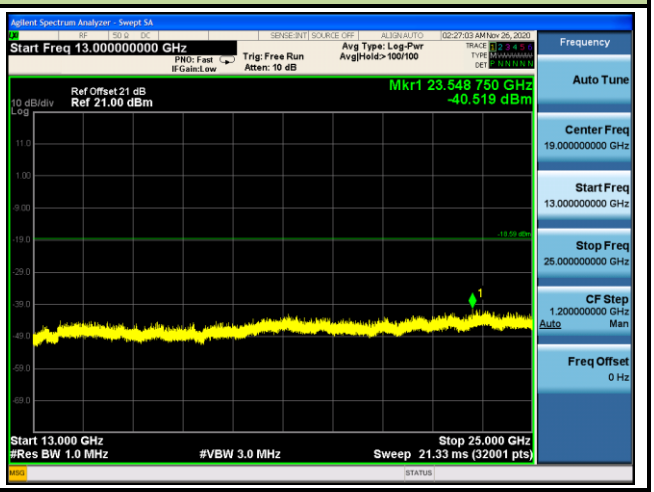

802.11n-40M CH03 (2422MHz)	802.11n-40M CH03 (2422MHz)
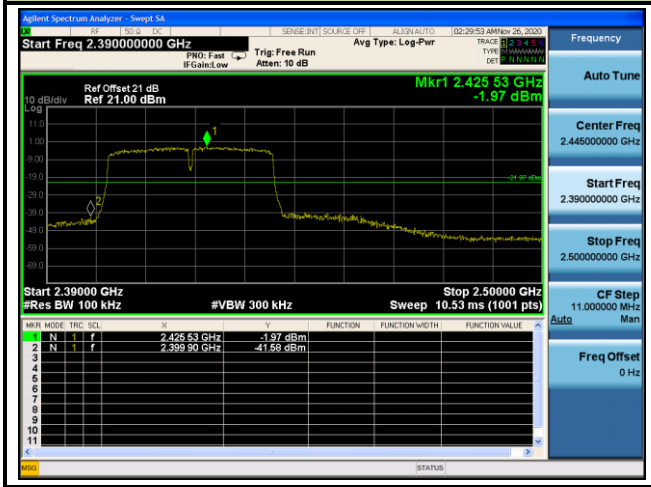	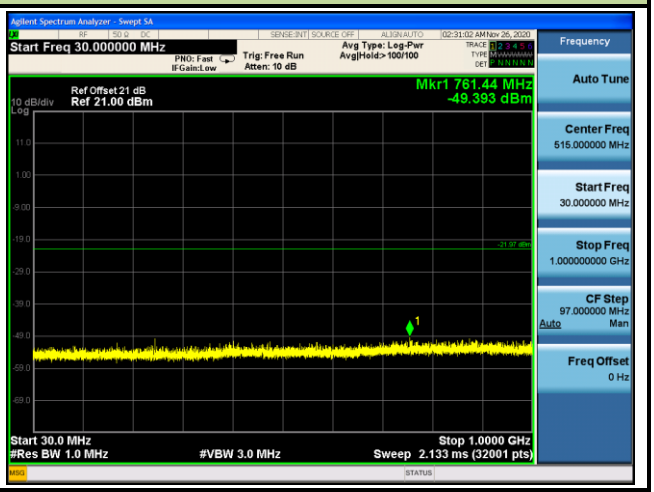
802.11n-40M CH03 (2422MHz)	**802.11n-40M CH03 (2422MHz)**
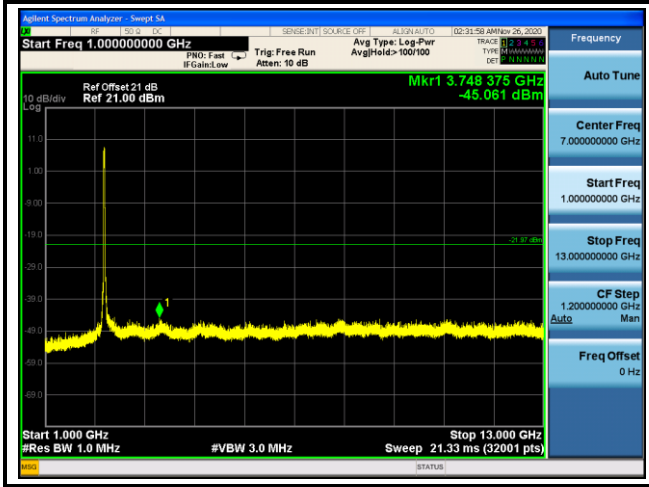	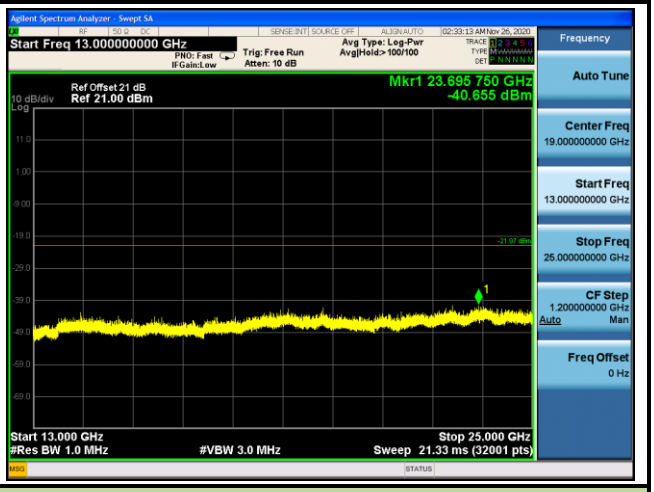
802.11n-40M CH06 (2437MHz)	**802.11n-40M CH06 (2437MHz)**
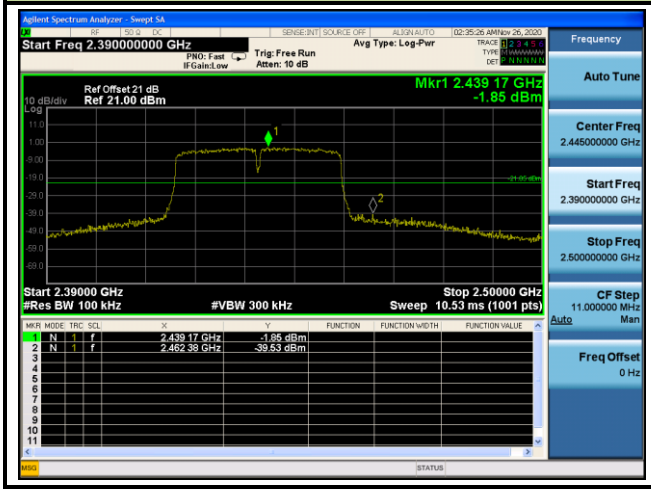	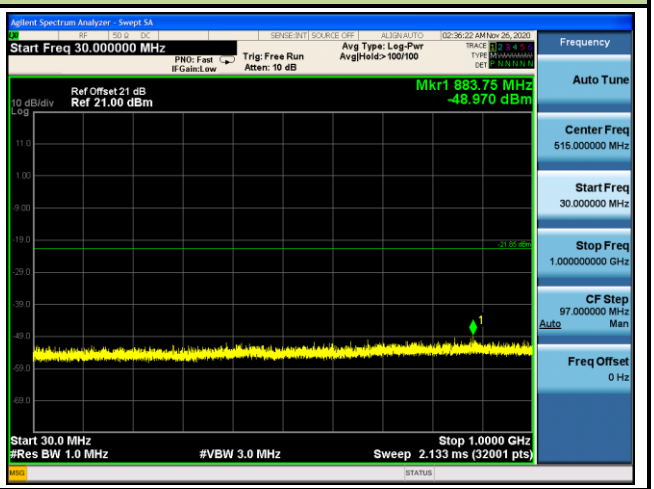

802.11n-40M CH06 (2437MHz)	802.11n-40M CH06 (2437MHz)
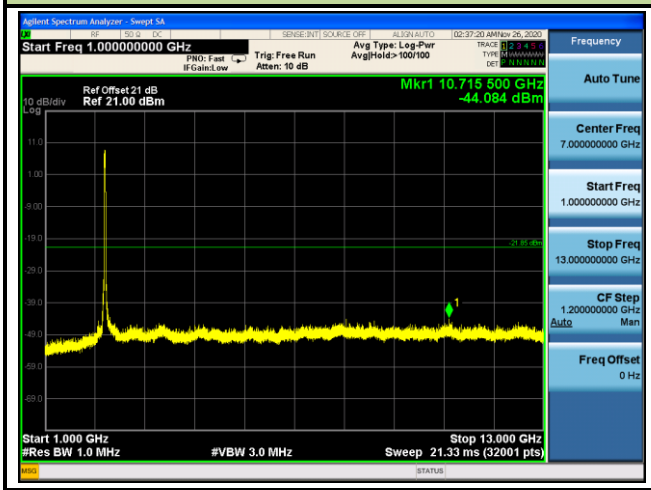	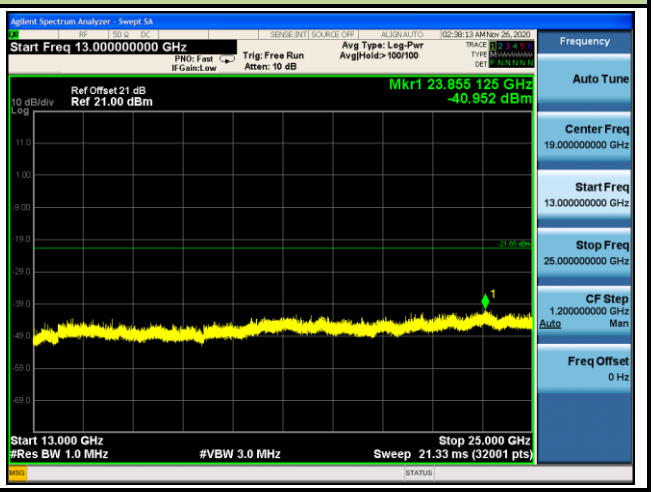
802.11n-40M CH09 (2452MHz)	**802.11n-40M CH09 (2452MHz)**
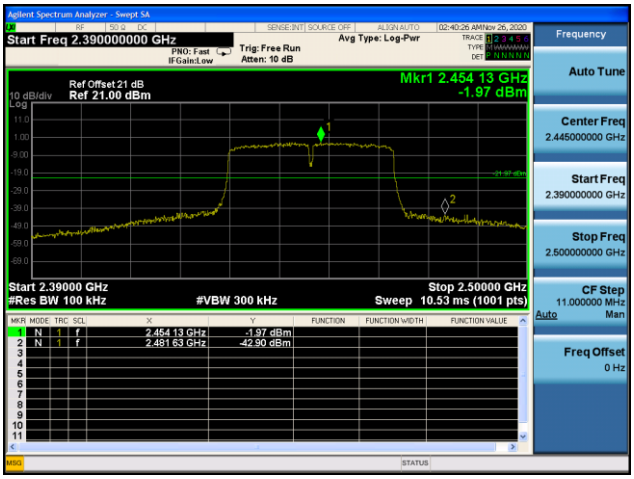	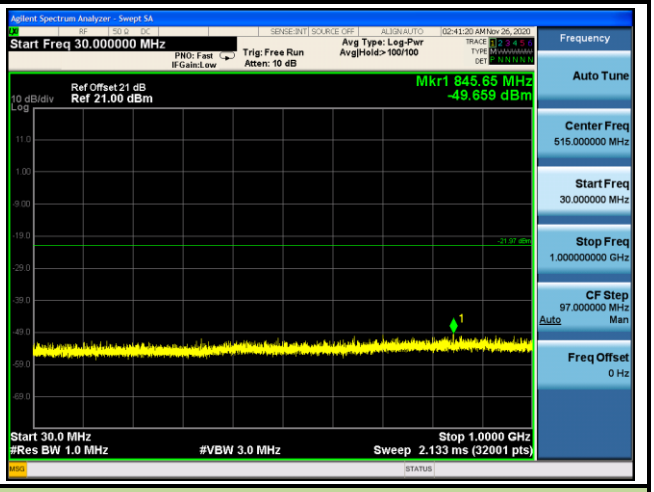
802.11n-40M CH09 (2452MHz)	**802.11n-40M CH09 (2452MHz)**
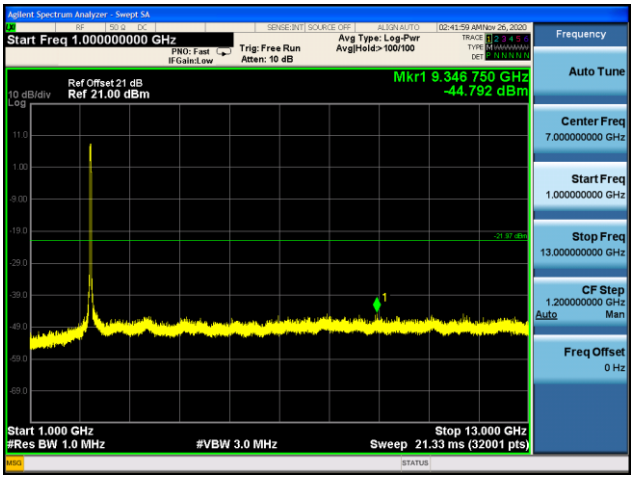	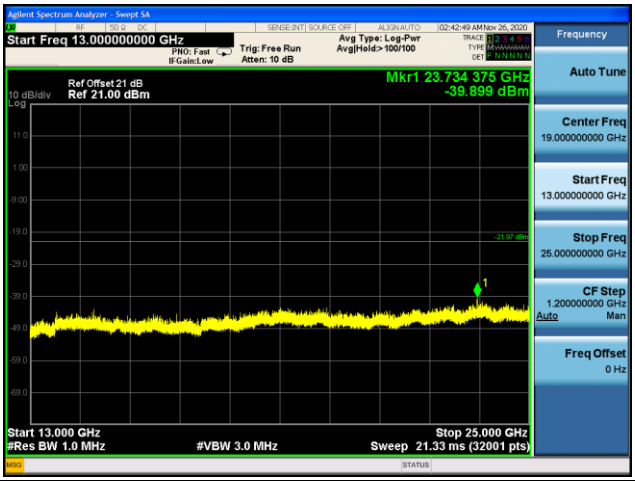

7.6. Radiated Spurious Emission Measurement

7.6.1. Test Limit

All out of band emissions appearing in a restricted band as specified in Section 15.205 of the Title 47 CFR must not exceed the limits shown in Table per Section 15.209.

FCC Part 15 Subpart C Paragraph 15.209		
Frequency [MHz]	Field Strength [V/m]	Measured Distance [Meters]
0.009 - 0.490	2400/F (kHz)	300
0.490 - 1.705	24000/F (kHz)	30
1.705 - 30	30	30
30 - 88	100	3
88 - 216	150	3
216 - 960	200	3
Above 960	500	3

7.6.2. Test Procedure Used

ANSI C63.10 - Section 11.12.2.3 (quasi-peak measurements)

ANSI C63.10 - Section 11.12.2.4 (peak power measurements)

ANSI C63.10 - Section 11.12.2.5 (average power measurements)

7.6.3. Test Setting

Peak Field Strength Measurements

1. Analyzer center frequency was set to the frequency of the radiated spurious emission of interest
2. RBW = as specified in Table 1
3. VBW = 3MHz
4. Detector = peak
5. Sweep time = auto couple

6. Trace mode = max hold

7. Trace was allowed to stabilize

Table 1 - RBW as a function of frequency

Frequency	RBW
9 ~ 150 kHz	200 ~ 300 Hz
0.15 ~ 30 MHz	9 ~ 10 kHz
30 ~ 1000 MHz	100 ~ 120 kHz
> 1000 MHz	1 MHz

Average Field Strength Measurements

1. Analyzer center frequency was set to the frequency of the radiated spurious emission of interest

2. RBW = 1MHz

3. VBW ≥ 1/T

4. De As an alternative, the instrument may be set to linear detector mode. Ensure that video filtering is applied in linear voltage domain (rather than in a log or dB domain). Some instruments require linear display mode in order to accomplish this. Others have a setting for Average-VBW Type, which can be set to “Voltage” regardless of the display mode

5. Detector = Peak

6. Sweep time = auto

7. Trace mode = max hold

8. Allow max hold to run for at least 50 times (1/duty cycle) traces

7.6.4. Test Setup

9kHz ~ 30MHz Test Setup:

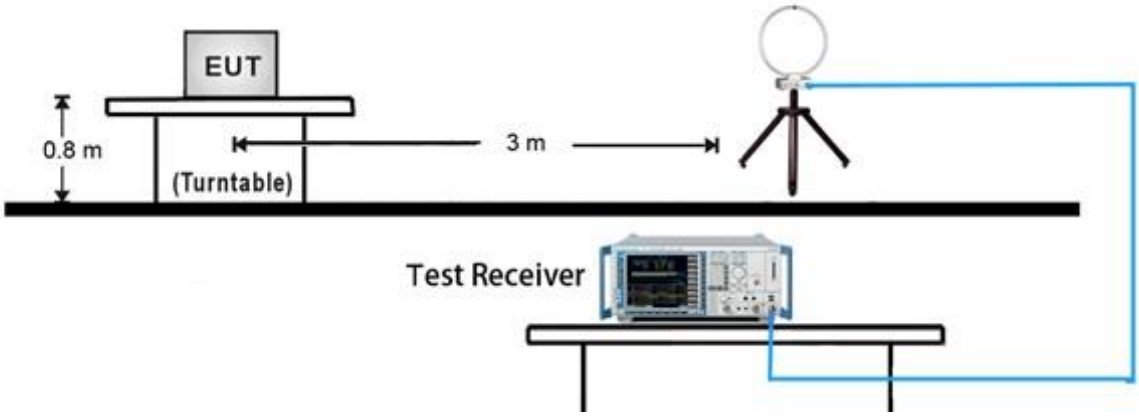

30MHz ~ 1GHz Test Setup:

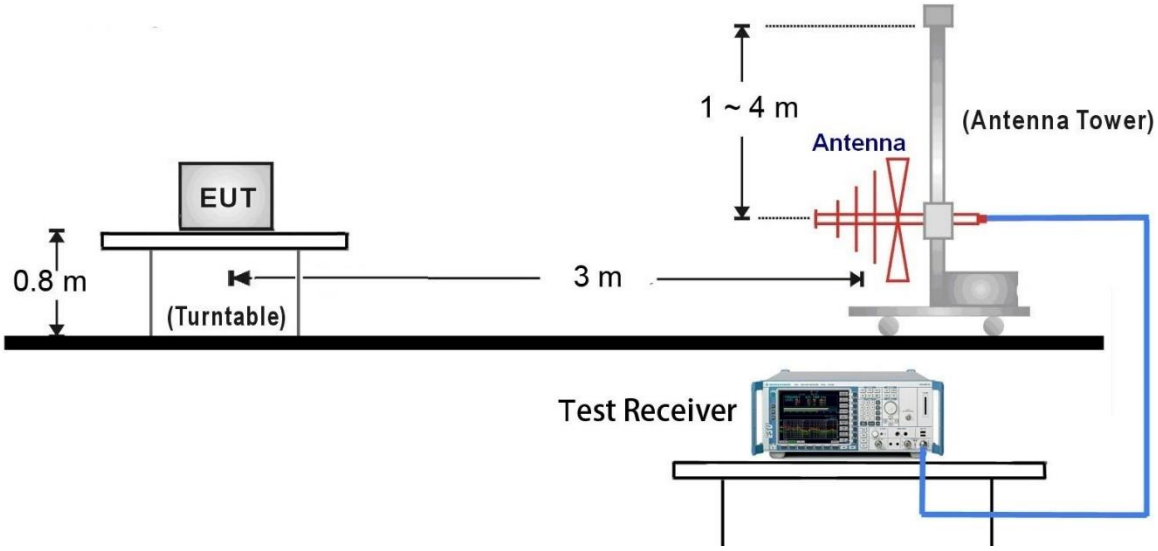

1GHz ~ 18GHz Test Setup:

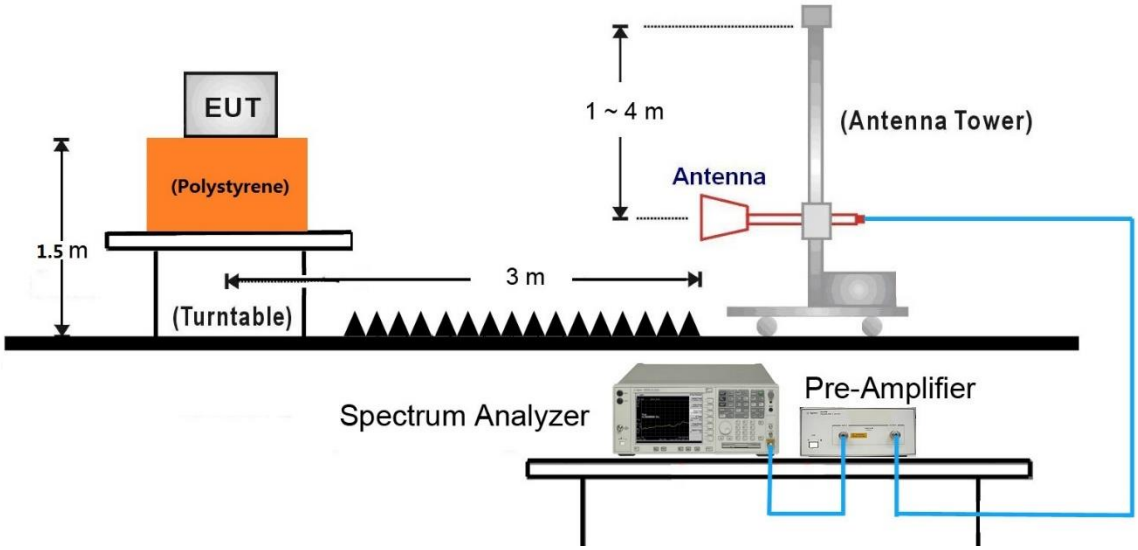

18GHz ~25GHz Test Setup:

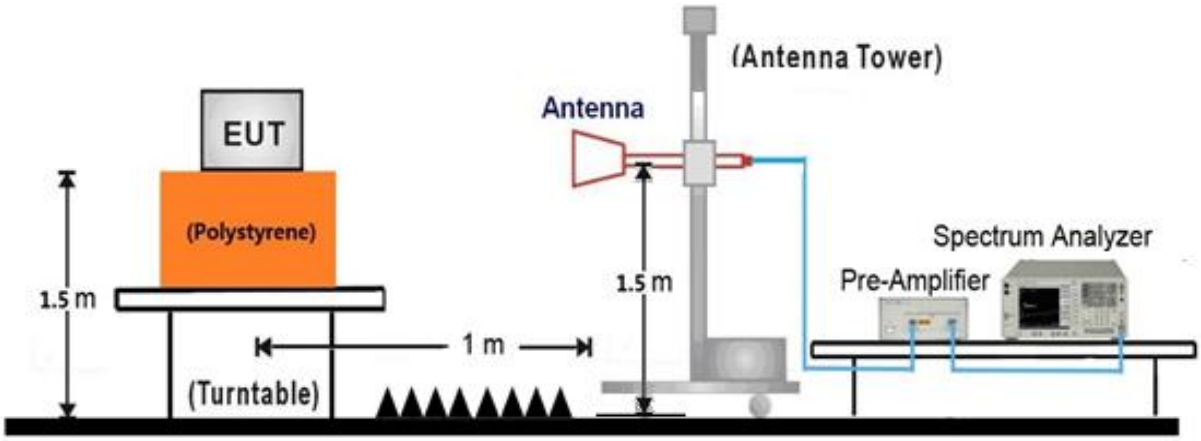

7.6.5. Test Result

EUT	Intelligent Wi-Fi / Bluetooth Sensor Detector	Date of Test	2020-11-25
Factor	VULB 9162	Temp. / Humidity	24°C /60%
Polarity	Horizontal	Site / Test Engineer	AC1 / Jay
Test Mode	802.11n-20MHz_TX_CH 6_ANT 0	Test Voltage	AC 120V/60Hz

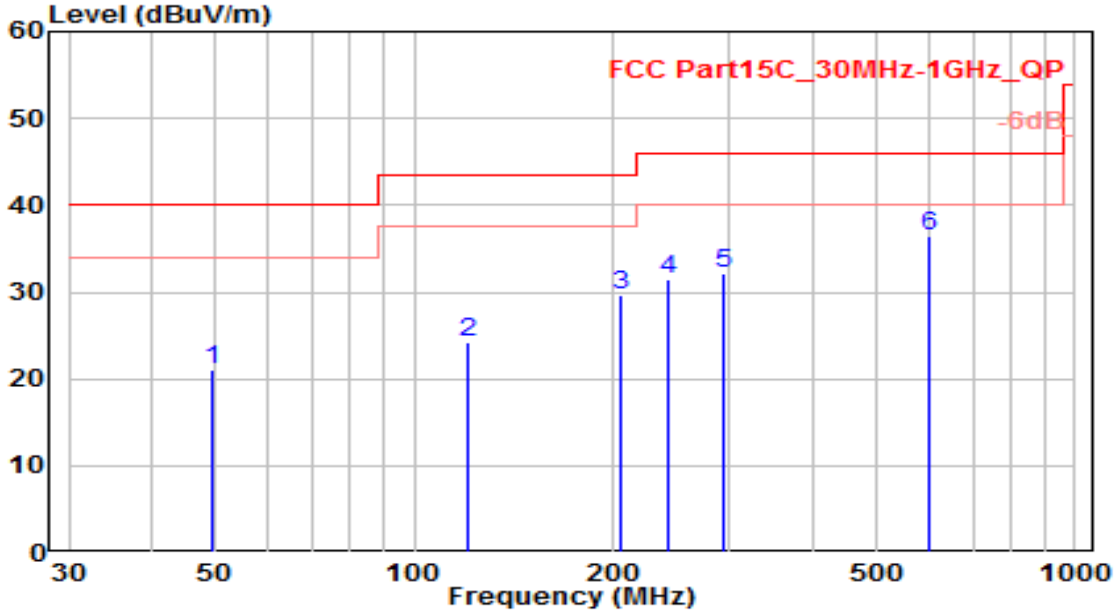

No		Frequency (MHz)	Reading (dBuV)	C.F (dB)	Measurement (dBuV/m)	Margin (dB)	Limit (dBuV/m)	Height (cm)	Angle (deg)	Remark (QP/PK/AV)
1		49.400	-0.92	22.02	21.10	-18.90	40.00	100	0	QP
2		120.210	7.00	17.22	24.22	-19.28	43.50	100	250	QP
3		204.600	10.54	19.04	29.58	-13.92	43.50	100	115	QP
4		241.460	11.11	20.25	31.36	-14.64	46.00	100	235	QP
5		293.840	10.90	21.36	32.25	-13.75	46.00	100	50	QP
6	*	599.390	8.67	27.79	36.46	-9.54	46.00	100	300	QP

Note:

1. " *", means this data is the worst emission level.
2. C.F (Correction Factor) = Antenna Factor (dB)+ Cable Loss (dB).
3. Measurement (dBuV/m) = Reading(dBuV) + C.F (Correction Factor).
4. The emission levels of other frequencies are very lower than the limit and not show in test report.

EUT	Intelligent Wi-Fi / Bluetooth Sensor Detector	Date of Test	2020-11-25
Factor	VULB 9162	Temp. / Humidity	24°C /60%
Polarity	Vertical	Site / Test Engineer	AC1 / Jay
Test Mode	802.11n-20MHz_TX_CH 6_ANT 0	Test Voltage	AC 120V/60Hz

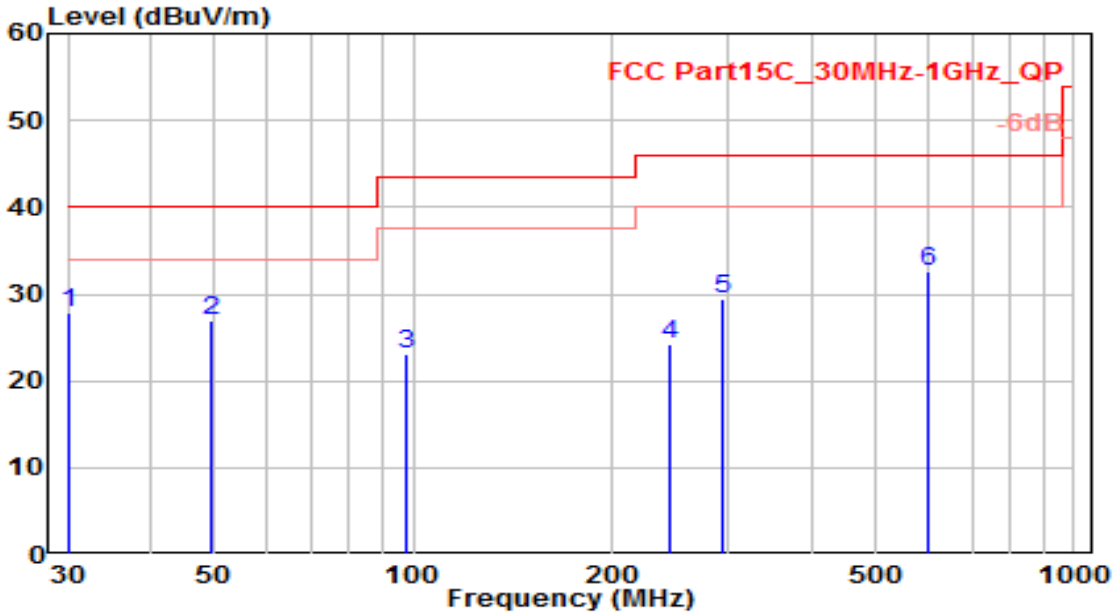

No		Frequency (MHz)	Reading (dBuV)	C.F (dB)	Measurement (dBuV/m)	Margin (dB)	Limit (dBuV/m)	Height (cm)	Angle (deg)	Remark (QP/PK/AV)
1	*	30.000	9.40	18.40	27.80	-12.20	40.00	100	100	QP
2		49.400	4.97	22.02	26.99	-13.01	40.00	100	250	QP
3		97.900	4.49	18.70	23.19	-20.31	43.50	100	105	QP
4		244.370	3.98	20.35	24.33	-21.67	46.00	100	320	QP
5		293.840	8.13	21.36	29.48	-16.52	46.00	100	280	QP
6		603.270	4.78	27.85	32.63	-13.37	46.00	100	245	QP

Note:

1. " *", means this data is the worst emission level.
2. C.F (Correction Factor) = Antenna Factor (dB)+ Cable Loss (dB).
3. Measurement (dBuV/m) = Reading(dBuV) + C.F (Correction Factor).
4. The emission levels of other frequencies are very lower than the limit and not show in test report.

EUT	Intelligent Wi-Fi / Bluetooth Sensor Detector	Date of Test	2020-11-25
Factor	BBHA 9120D & BBHA 9170	Temp. / Humidity	24°C /60%
Polarity	Horizontal	Site / Test Engineer	AC1 / Jay
Test Mode	802.11b_TX_CH 1_ANT 0	Test Voltage	AC 120V/60Hz

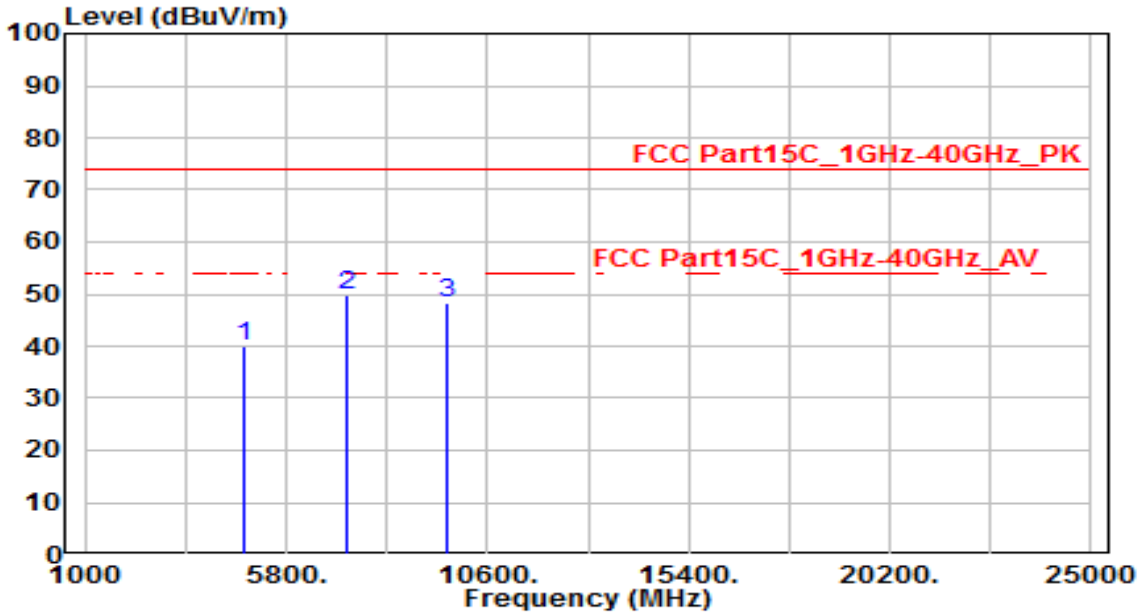

No		Frequency (MHz)	Reading (dBuV)	C.F (dB)	Measurement (dBuV/m)	Margin (dB)	Limit (dBuV/m)	Height (cm)	Angle (deg)	Remark (QP/PK/AV)
1		4824.000	36.59	3.33	39.92	-34.08	74.00	150	0	Peak
2	*	7236.000	38.71	10.97	49.68	-24.32	74.00	150	0	Peak
3		9648.000	33.44	14.70	48.14	-25.86	74.00	150	0	Peak

Note:

1. " *", means this data is the worst emission level.
2. C.F (Correction Factor) = Antenna Factor (dB)+ Cable Loss (dB) – Preamplifier(dB).
3. Measurement (dBuV/m) = Reading(dBuV) + C.F (Correction Factor).
4. The emission levels of other frequencies are very lower than the limit and not show in test report.

EUT	Intelligent Wi-Fi / Bluetooth Sensor Detector	Date of Test	2020-11-25
Factor	BBHA 9120D & BBHA 9170	Temp. / Humidity	24°C /60%
Polarity	Vertical	Site / Test Engineer	AC1 / Jay
Test Mode	802.11b_TX_CH 1_ANT 0	Test Voltage	AC 120V/60Hz

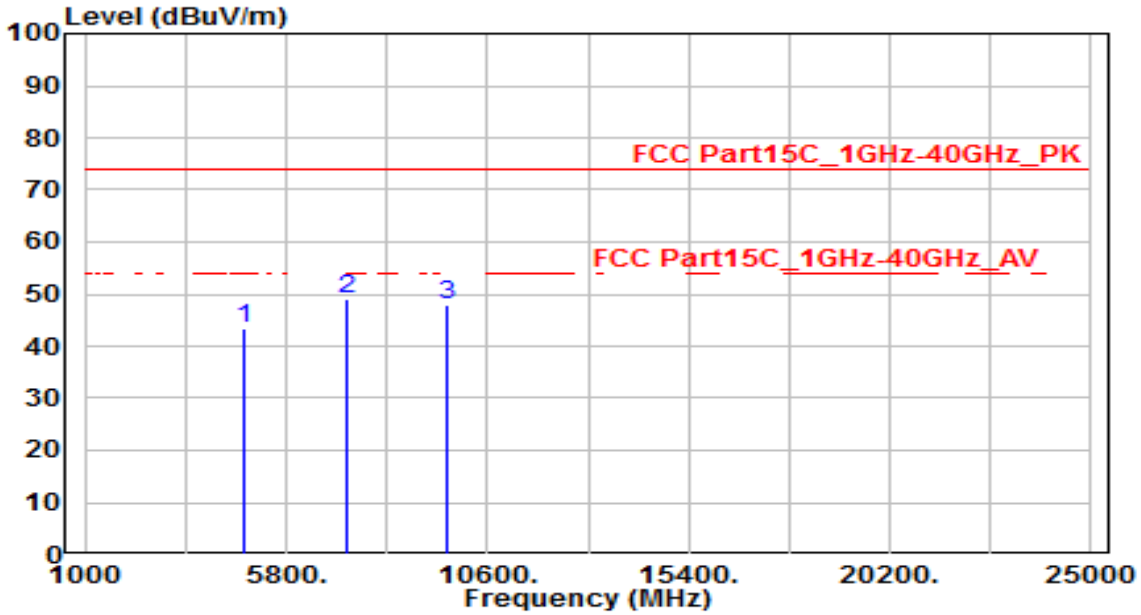

No		Frequency (MHz)	Reading (dBuV)	C.F (dB)	Measurement (dBuV/m)	Margin (dB)	Limit (dBuV/m)	Height (cm)	Angle (deg)	Remark (QP/PK/AV)
1		4824.000	40.10	3.33	43.43	-30.57	74.00	150	0	Peak
2	*	7236.000	38.03	10.97	49.00	-25.00	74.00	150	0	Peak
3		9648.000	33.12	14.70	47.82	-26.18	74.00	150	0	Peak

Note:

1. " *", means this data is the worst emission level.
2. C.F (Correction Factor) = Antenna Factor (dB)+ Cable Loss (dB) – Preamplifier(dB).
3. Measurement (dBuV/m) = Reading(dBuV) + C.F (Correction Factor).
4. The emission levels of other frequencies are very lower than the limit and not show in test report.

EUT	Intelligent Wi-Fi / Bluetooth Sensor Detector	Date of Test	2020-11-25
Factor	BBHA 9120D & BBHA 9170	Temp. / Humidity	24°C /60%
Polarity	Horizontal	Site / Test Engineer	AC1 / Jay
Test Mode	802.11b_TX_CH 6_ANT 0	Test Voltage	AC 120V/60Hz

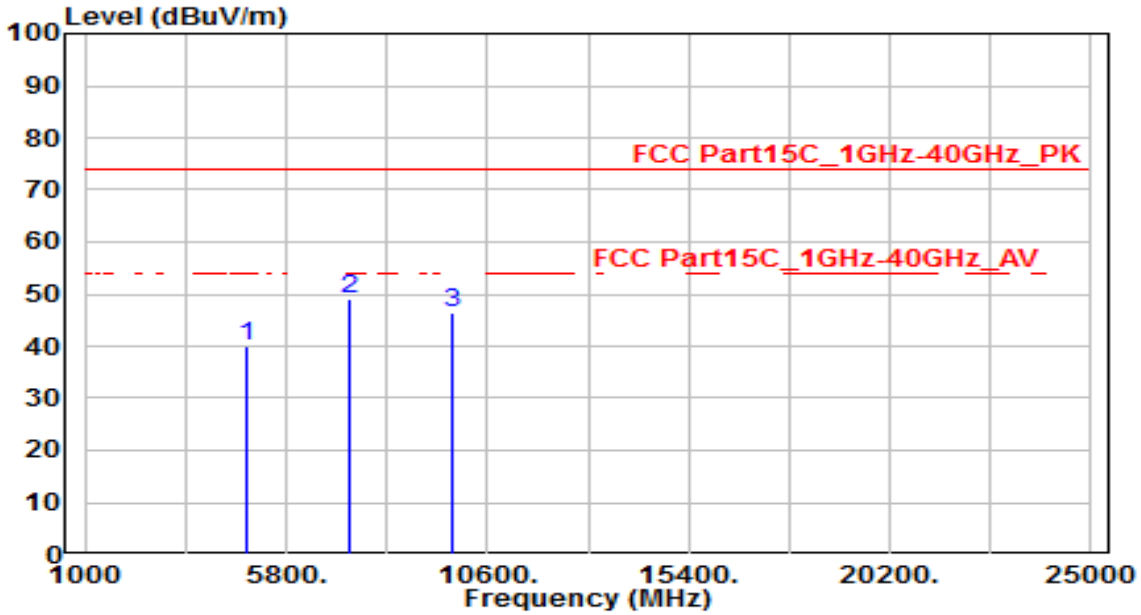

No		Frequency (MHz)	Reading (dBuV)	C.F (dB)	Measurement (dBuV/m)	Margin (dB)	Limit (dBuV/m)	Height (cm)	Angle (deg)	Remark (QP/PK/AV)
1		4874.000	36.73	3.45	40.17	-33.83	74.00	150	0	Peak
2	*	7311.000	37.94	11.18	49.12	-24.88	74.00	150	0	Peak
3		9748.000	31.52	14.89	46.40	-27.60	74.00	150	0	Peak

Note:

1. " *", means this data is the worst emission level.
2. C.F (Correction Factor) = Antenna Factor (dB)+ Cable Loss (dB) – Preamplifier(dB).
3. Measurement (dBuV/m) = Reading(dBuV) + C.F (Correction Factor).
4. The emission levels of other frequencies are very lower than the limit and not show in test report.

EUT	Intelligent Wi-Fi / Bluetooth Sensor Detector	Date of Test	2020-11-25
Factor	BBHA 9120D & BBHA 9170	Temp. / Humidity	24°C /60%
Polarity	Vertical	Site / Test Engineer	AC1 / Jay
Test Mode	802.11b_TX_CH 6_ANT 0	Test Voltage	AC 120V/60Hz

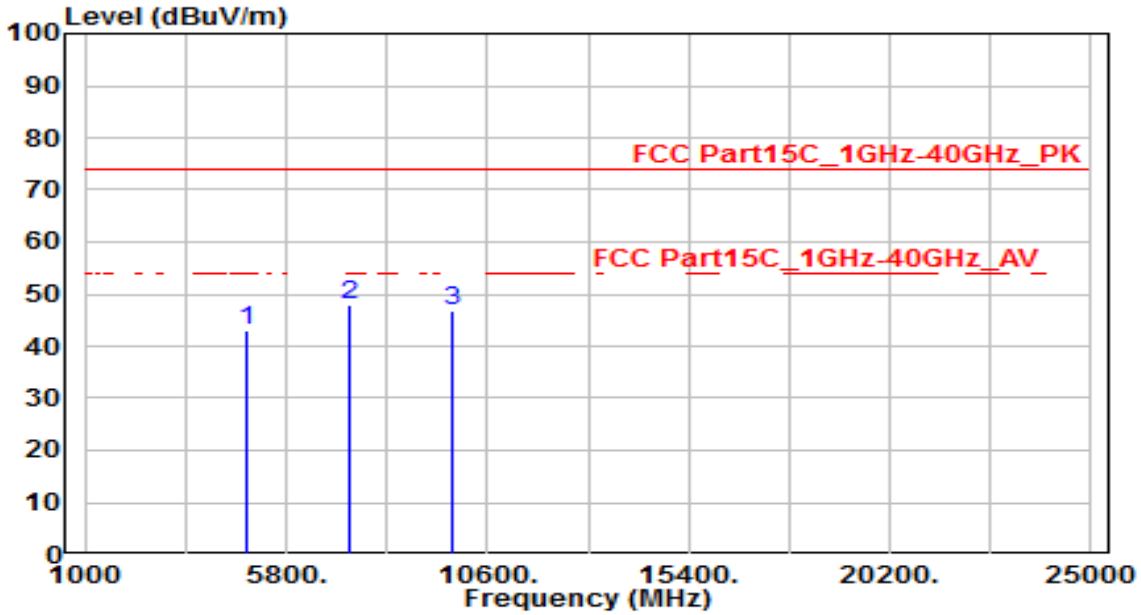

No		Frequency (MHz)	Reading (dBuV)	C.F (dB)	Measurement (dBuV/m)	Margin (dB)	Limit (dBuV/m)	Height (cm)	Angle (deg)	Remark (QP/PK/AV)
1		4874.000	39.75	3.45	43.20	-30.80	74.00	150	0	Peak
2	*	7311.000	36.91	11.18	48.09	-25.91	74.00	150	0	Peak
3		9748.000	31.89	14.89	46.78	-27.22	74.00	150	0	Peak

Note:

1. " *", means this data is the worst emission level.
2. C.F (Correction Factor) = Antenna Factor (dB)+ Cable Loss (dB) – Preamplifier(dB).
3. Measurement (dBuV/m) = Reading(dBuV) + C.F (Correction Factor).
4. The emission levels of other frequencies are very lower than the limit and not show in test report.

EUT	Intelligent Wi-Fi / Bluetooth Sensor Detector	Date of Test	2020-11-25
Factor	BBHA 9120D & BBHA 9170	Temp. / Humidity	24°C /60%
Polarity	Horizontal	Site / Test Engineer	AC1 / Jay
Test Mode	802.11b_TX_CH 11_ANT 0	Test Voltage	AC 120V/60Hz

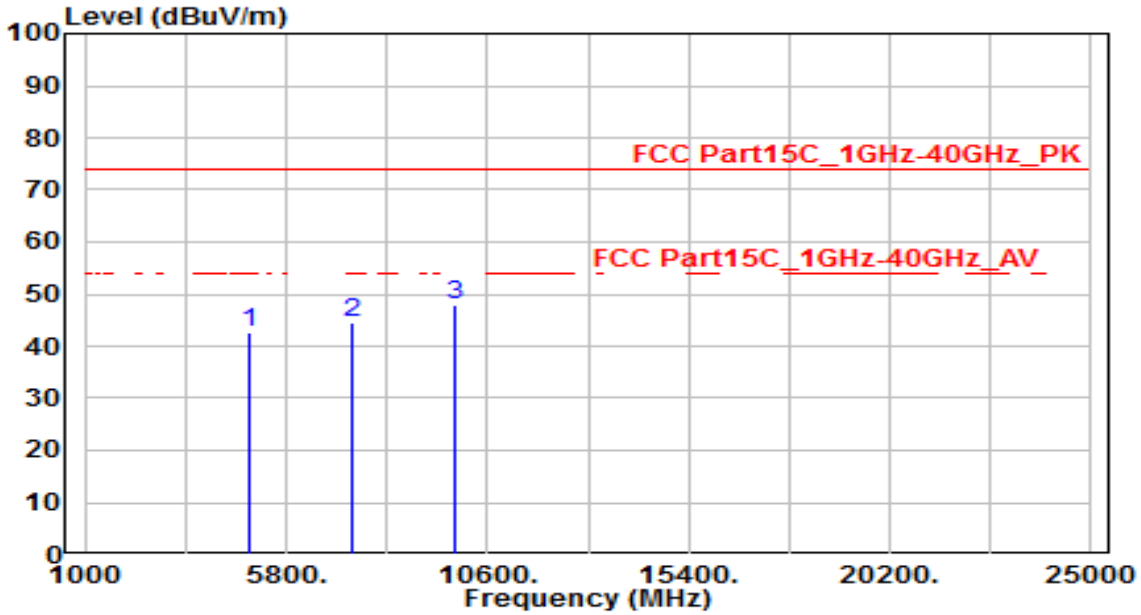

No		Frequency (MHz)	Reading (dBuV)	C.F (dB)	Measurement (dBuV/m)	Margin (dB)	Limit (dBuV/m)	Height (cm)	Angle (deg)	Remark (QP/PK/AV)
1		4924.000	39.05	3.57	42.62	-31.38	74.00	150	0	Peak
2		7386.000	33.08	11.39	44.48	-29.52	74.00	150	0	Peak
3	*	9848.000	33.03	15.07	48.11	-25.89	74.00	150	0	Peak

Note:

1. " *", means this data is the worst emission level.
2. C.F (Correction Factor) = Antenna Factor (dB)+ Cable Loss (dB) – Preamplifier(dB).
3. Measurement (dBuV/m) = Reading(dBuV) + C.F (Correction Factor).
4. The emission levels of other frequencies are very lower than the limit and not show in test report.

EUT	Intelligent Wi-Fi / Bluetooth Sensor Detector	Date of Test	2020-11-25
Factor	BBHA 9120D & BBHA 9170	Temp. / Humidity	24°C /60%
Polarity	Vertical	Site / Test Engineer	AC1 / Jay
Test Mode	802.11b_TX_CH 11_ANT 0	Test Voltage	AC 120V/60Hz

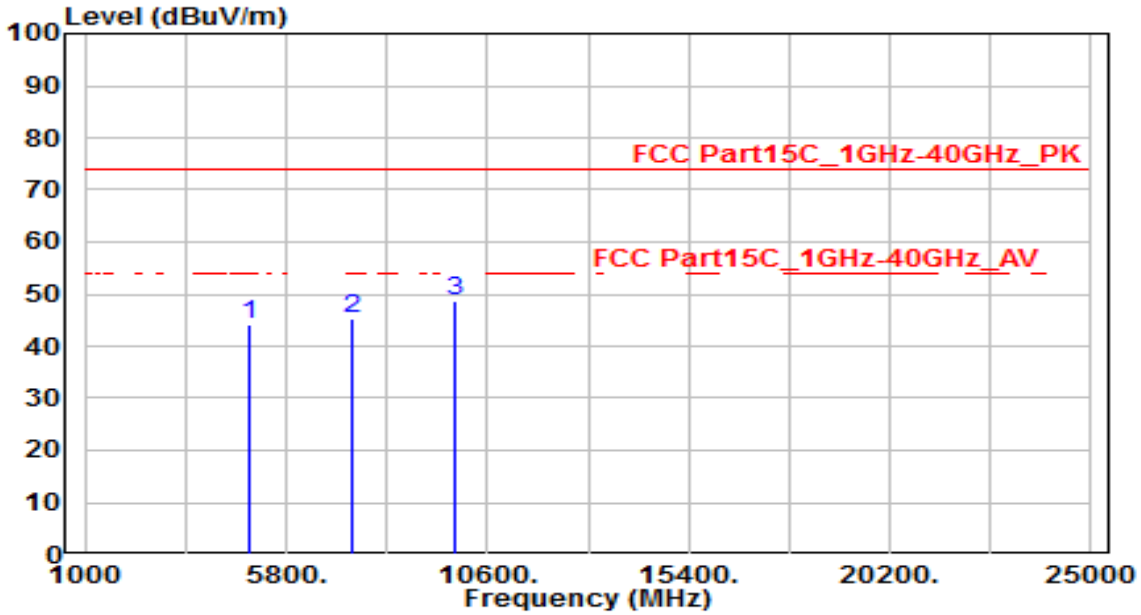

No		Frequency (MHz)	Reading (dBuV)	C.F (dB)	Measurement (dBuV/m)	Margin (dB)	Limit (dBuV/m)	Height (cm)	Angle (deg)	Remark (QP/PK/AV)
1		4924.000	40.52	3.57	44.09	-29.91	74.00	150	0	Peak
2		7386.000	33.86	11.39	45.26	-28.74	74.00	150	0	Peak
3	*	9848.000	33.74	15.07	48.81	-25.19	74.00	150	0	Peak

Note:

1. " *", means this data is the worst emission level.
2. C.F (Correction Factor) = Antenna Factor (dB)+ Cable Loss (dB) – Preamplifier(dB).
3. Measurement (dBuV/m) = Reading(dBuV) + C.F (Correction Factor).
4. The emission levels of other frequencies are very lower than the limit and not show in test report.

EUT	Intelligent Wi-Fi / Bluetooth Sensor Detector	Date of Test	2020-11-25
Factor	BBHA 9120D & BBHA 9170	Temp. / Humidity	24°C /60%
Polarity	Horizontal	Site / Test Engineer	AC1 / Jay
Test Mode	802.11g_TX_CH 1_ANT 0	Test Voltage	AC 120V/60Hz

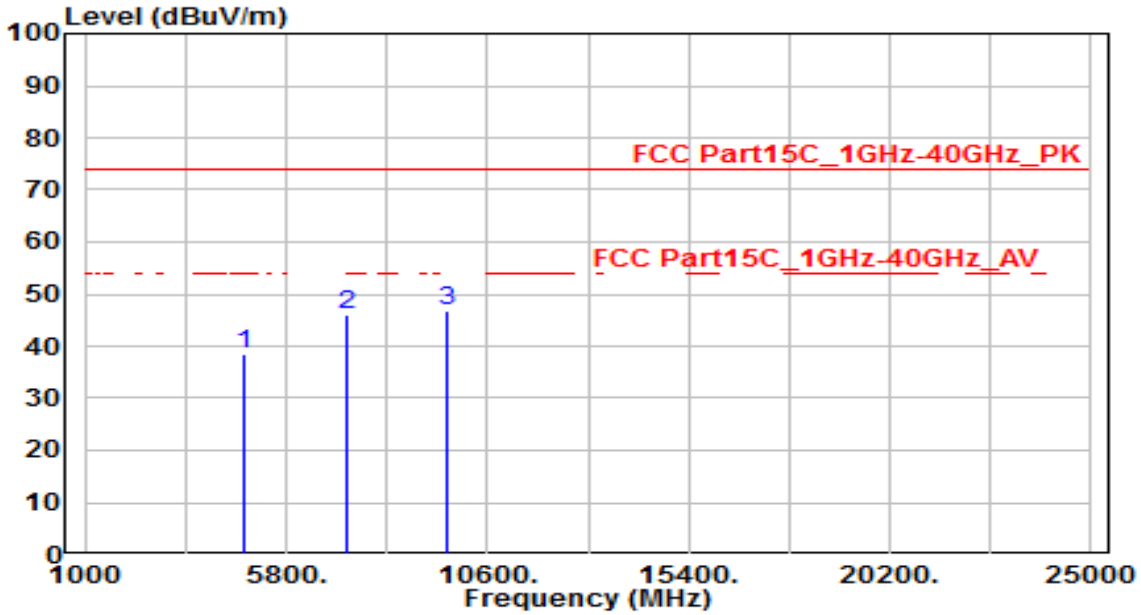

No		Frequency (MHz)	Reading (dBuV)	C.F (dB)	Measurement (dBuV/m)	Margin (dB)	Limit (dBuV/m)	Height (cm)	Angle (deg)	Remark (QP/PK/AV)
1		4824.000	35.06	3.33	38.38	-35.62	74.00	150	0	Peak
2		7236.000	35.25	10.97	46.21	-27.79	74.00	150	0	Peak
3	*	9648.000	32.10	14.70	46.80	-27.20	74.00	150	0	Peak

Note:

1. " *", means this data is the worst emission level.
2. C.F (Correction Factor) = Antenna Factor (dB)+ Cable Loss (dB) – Preamplifier(dB).
3. Measurement (dBuV/m) = Reading(dBuV) + C.F (Correction Factor).
4. The emission levels of other frequencies are very lower than the limit and not show in test report.

EUT	Intelligent Wi-Fi / Bluetooth Sensor Detector	Date of Test	2020-11-25
Factor	BBHA 9120D & BBHA 9170	Temp. / Humidity	24°C /60%
Polarity	Vertical	Site / Test Engineer	AC1 / Jay
Test Mode	802.11g_TX_CH 1_ANT 0	Test Voltage	AC 120V/60Hz

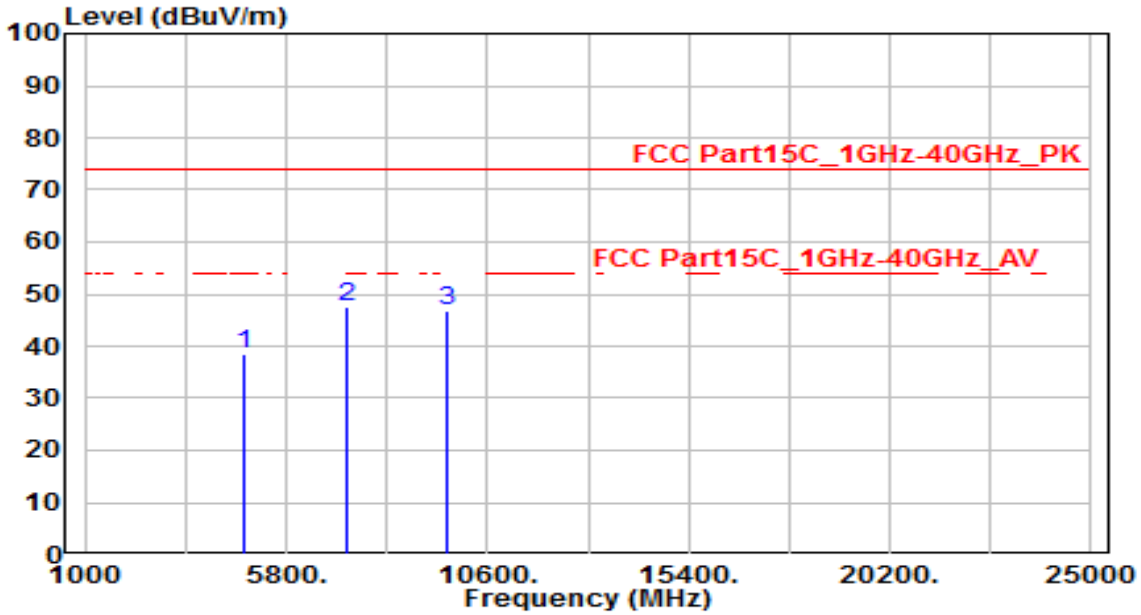

No		Frequency (MHz)	Reading (dBuV)	C.F (dB)	Measurement (dBuV/m)	Margin (dB)	Limit (dBuV/m)	Height (cm)	Angle (deg)	Remark (QP/PK/AV)
1		4824.000	35.15	3.33	38.47	-35.53	74.00	150	0	Peak
2	*	7236.000	36.54	10.97	47.51	-26.49	74.00	150	0	Peak
3		9648.000	31.92	14.70	46.62	-27.38	74.00	150	0	Peak

Note:

1. " *", means this data is the worst emission level.
2. C.F (Correction Factor) = Antenna Factor (dB)+ Cable Loss (dB) – Preamplifier(dB).
3. Measurement (dBuV/m) = Reading(dBuV) + C.F (Correction Factor).
4. The emission levels of other frequencies are very lower than the limit and not show in test report.

EUT	Intelligent Wi-Fi / Bluetooth Sensor Detector	Date of Test	2020-11-25
Factor	BBHA 9120D & BBHA 9170	Temp. / Humidity	24°C /60%
Polarity	Horizontal	Site / Test Engineer	AC1 / Jay
Test Mode	802.11g_TX_CH 6_ANT 0	Test Voltage	AC 120V/60Hz

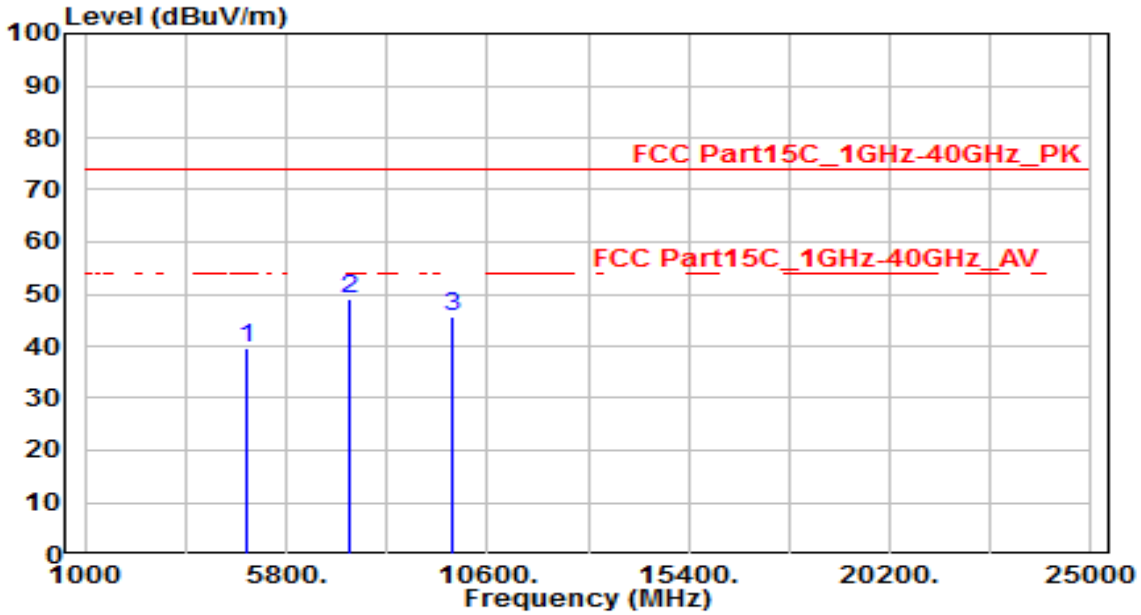

No		Frequency (MHz)	Reading (dBuV)	C.F (dB)	Measurement (dBuV/m)	Margin (dB)	Limit (dBuV/m)	Height (cm)	Angle (deg)	Remark (QP/PK/AV)
1		4874.000	36.05	3.45	39.50	-34.50	74.00	150	0	Peak
2	*	7311.000	37.82	11.18	49.00	-25.00	74.00	150	0	Peak
3		9748.000	30.70	14.89	45.59	-28.41	74.00	150	0	Peak

Note:

1. " *", means this data is the worst emission level.
2. C.F (Correction Factor) = Antenna Factor (dB)+ Cable Loss (dB) – Preamplifier(dB).
3. Measurement (dBuV/m) = Reading(dBuV) + C.F (Correction Factor).
4. The emission levels of other frequencies are very lower than the limit and not show in test report.

EUT	Intelligent Wi-Fi / Bluetooth Sensor Detector	Date of Test	2020-11-25
Factor	BBHA 9120D & BBHA 9170	Temp. / Humidity	24°C /60%
Polarity	Vertical	Site / Test Engineer	AC1 / Jay
Test Mode	802.11g_TX_CH 6_ANT 0	Test Voltage	AC 120V/60Hz

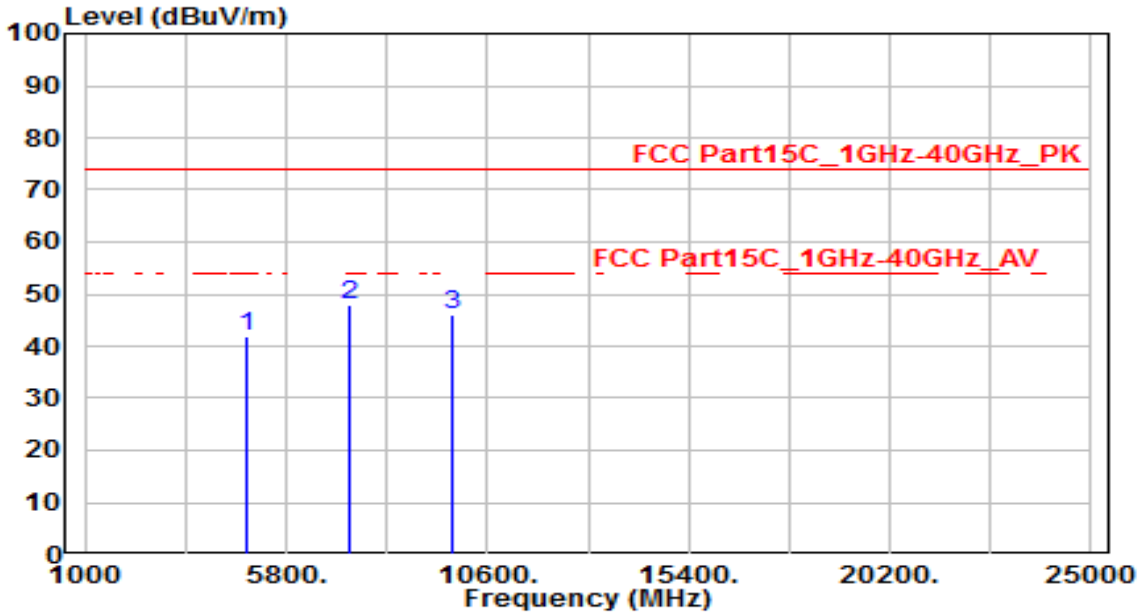

No		Frequency (MHz)	Reading (dBuV)	C.F (dB)	Measurement (dBuV/m)	Margin (dB)	Limit (dBuV/m)	Height (cm)	Angle (deg)	Remark (QP/PK/AV)
1		4874.000	38.38	3.45	41.82	-32.18	74.00	150	0	Peak
2	*	7311.000	36.66	11.18	47.84	-26.16	74.00	150	0	Peak
3		9748.000	31.29	14.89	46.18	-27.82	74.00	150	0	Peak

Note:

1. " *", means this data is the worst emission level.
2. C.F (Correction Factor) = Antenna Factor (dB)+ Cable Loss (dB) – Preamplifier(dB).
3. Measurement (dBuV/m) = Reading(dBuV) + C.F (Correction Factor).
4. The emission levels of other frequencies are very lower than the limit and not show in test report.

EUT	Intelligent Wi-Fi / Bluetooth Sensor Detector	Date of Test	2020-11-25
Factor	BBHA 9120D & BBHA 9170	Temp. / Humidity	24°C /60%
Polarity	Horizontal	Site / Test Engineer	AC1 / Jay
Test Mode	802.11g_TX_CH 11_ANT 0	Test Voltage	AC 120V/60Hz

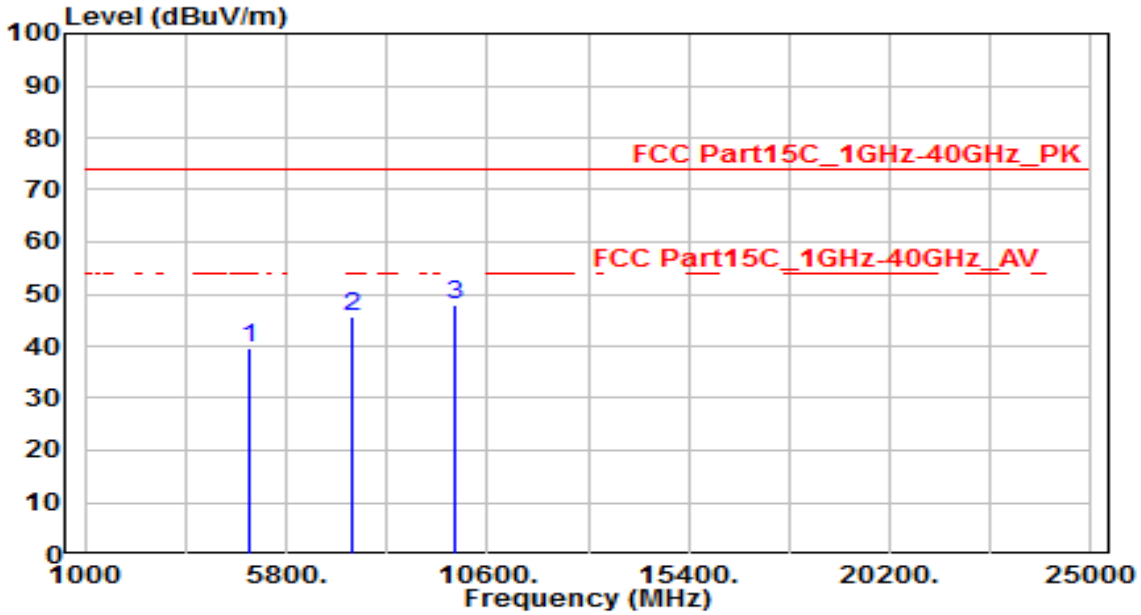

No		Frequency (MHz)	Reading (dBuV)	C.F (dB)	Measurement (dBuV/m)	Margin (dB)	Limit (dBuV/m)	Height (cm)	Angle (deg)	Remark (QP/PK/AV)
1		4924.000	36.13	3.57	39.70	-34.30	74.00	150	0	Peak
2		7386.000	34.41	11.39	45.80	-28.20	74.00	150	0	Peak
3	*	9848.000	32.98	15.07	48.06	-25.94	74.00	150	0	Peak

Note:

1. " *", means this data is the worst emission level.
2. C.F (Correction Factor) = Antenna Factor (dB)+ Cable Loss (dB) – Preamplifier(dB).
3. Measurement (dBuV/m) = Reading(dBuV) + C.F (Correction Factor).
4. The emission levels of other frequencies are very lower than the limit and not show in test report.

EUT	Intelligent Wi-Fi / Bluetooth Sensor Detector	Date of Test	2020-11-25
Factor	BBHA 9120D & BBHA 9170	Temp. / Humidity	24°C /60%
Polarity	Vertical	Site / Test Engineer	AC1 / Jay
Test Mode	802.11g_TX_CH 11_ANT 0	Test Voltage	AC 120V/60Hz

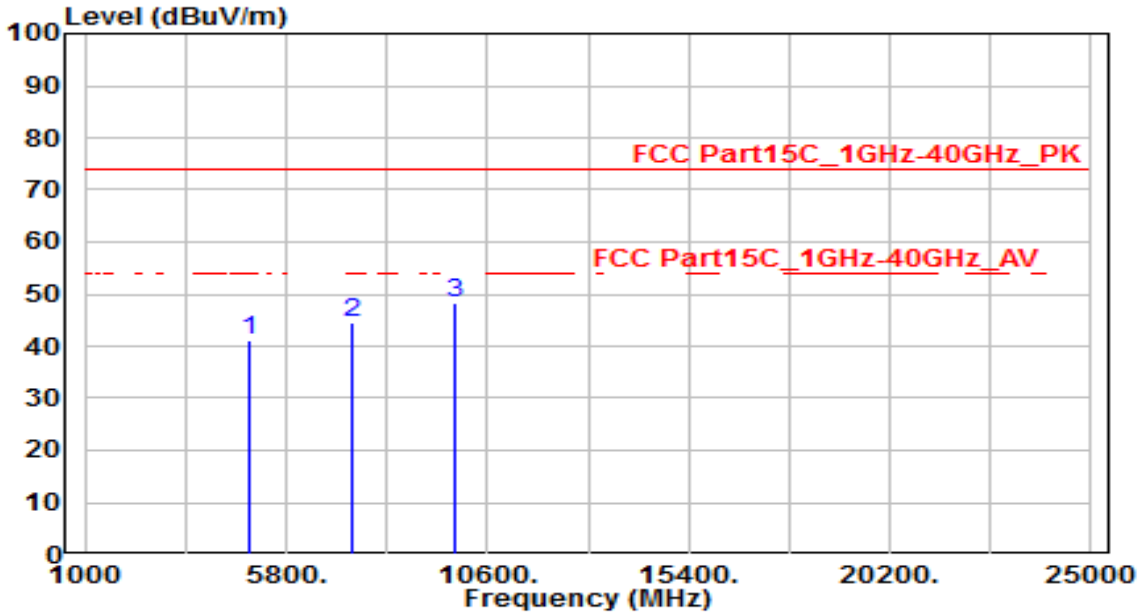

No		Frequency (MHz)	Reading (dBuV)	C.F (dB)	Measurement (dBuV/m)	Margin (dB)	Limit (dBuV/m)	Height (cm)	Angle (deg)	Remark (QP/PK/AV)
1		4924.000	37.56	3.57	41.13	-32.87	74.00	150	0	Peak
2		7386.000	33.32	11.39	44.71	-29.29	74.00	150	0	Peak
3	*	9848.000	33.24	15.07	48.32	-25.68	74.00	150	0	Peak

Note:

1. " *", means this data is the worst emission level.
2. C.F (Correction Factor) = Antenna Factor (dB)+ Cable Loss (dB) – Preamplifier(dB).
3. Measurement (dBuV/m) = Reading(dBuV) + C.F (Correction Factor).
4. The emission levels of other frequencies are very lower than the limit and not show in test report.

EUT	Intelligent Wi-Fi / Bluetooth Sensor Detector	Date of Test	2020-11-25
Factor	BBHA 9120D & BBHA 9170	Temp. / Humidity	24°C /60%
Polarity	Horizontal	Site / Test Engineer	AC1 / Jay
Test Mode	802.11n-20MHz_TX_CH 1_ANT 0	Test Voltage	AC 120V/60Hz

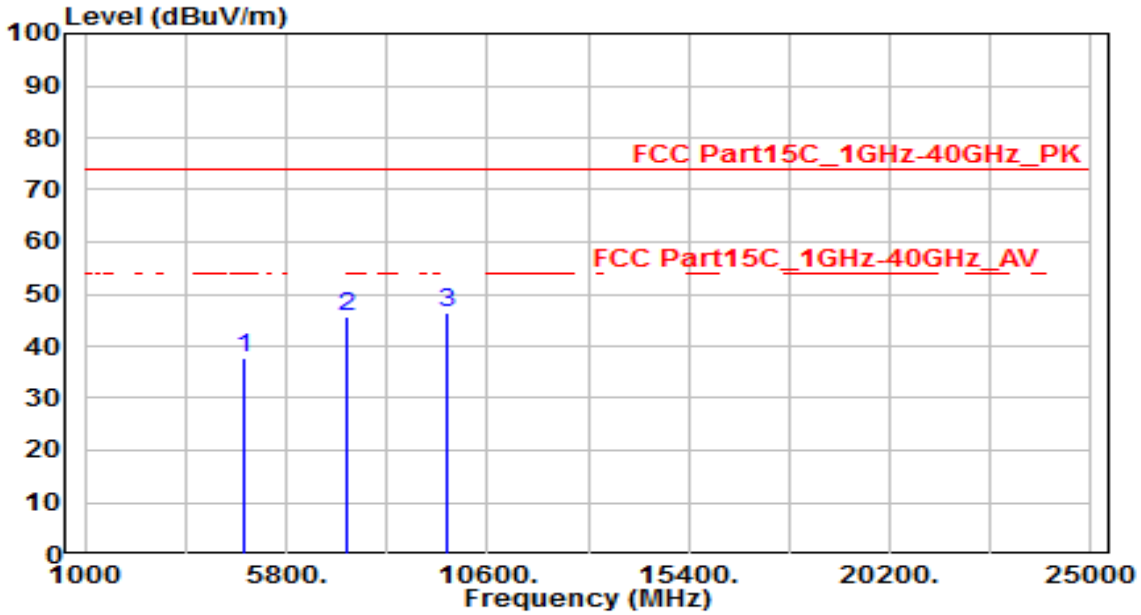

No		Frequency (MHz)	Reading (dBuV)	C.F (dB)	Measurement (dBuV/m)	Margin (dB)	Limit (dBuV/m)	Height (cm)	Angle (deg)	Remark (QP/PK/AV)
1		4824.000	34.57	3.33	37.89	-36.11	74.00	150	0	Peak
2		7236.000	34.66	10.97	45.62	-28.38	74.00	150	0	Peak
3	*	9648.000	31.64	14.70	46.34	-27.66	74.00	150	0	Peak

Note:

1. " *", means this data is the worst emission level.
2. C.F (Correction Factor) = Antenna Factor (dB)+ Cable Loss (dB) – Preamplifier(dB).
3. Measurement (dBuV/m) = Reading(dBuV) + C.F (Correction Factor).
4. The emission levels of other frequencies are very lower than the limit and not show in test report.

EUT	Intelligent Wi-Fi / Bluetooth Sensor Detector	Date of Test	2020-11-25
Factor	BBHA 9120D & BBHA 9170	Temp. / Humidity	24°C /60%
Polarity	Vertical	Site / Test Engineer	AC1 / Jay
Test Mode	802.11n-20MHz_TX_CH 1_ANT 0	Test Voltage	AC 120V/60Hz

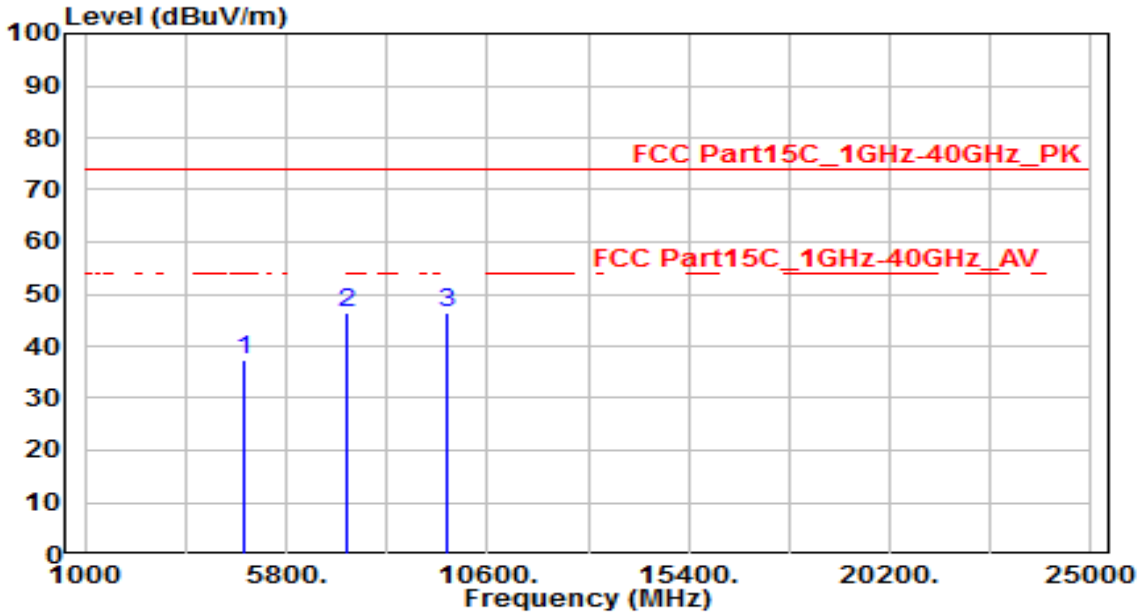

No		Frequency (MHz)	Reading (dBuV)	C.F (dB)	Measurement (dBuV/m)	Margin (dB)	Limit (dBuV/m)	Height (cm)	Angle (deg)	Remark (QP/PK/AV)
1		4824.000	34.09	3.33	37.41	-36.59	74.00	150	0	Peak
2	*	7236.000	35.53	10.97	46.50	-27.50	74.00	150	0	Peak
3		9648.000	31.55	14.70	46.24	-27.76	74.00	150	0	Peak

Note:

1. " *", means this data is the worst emission level.
2. C.F (Correction Factor) = Antenna Factor (dB)+ Cable Loss (dB) – Preamplifier(dB).
3. Measurement (dBuV/m) = Reading(dBuV) + C.F (Correction Factor).
4. The emission levels of other frequencies are very lower than the limit and not show in test report.

EUT	Intelligent Wi-Fi / Bluetooth Sensor Detector	Date of Test	2020-11-25
Factor	BBHA 9120D & BBHA 9170	Temp. / Humidity	24°C /60%
Polarity	Horizontal	Site / Test Engineer	AC1 / Jay
Test Mode	802.11n-20MHz_TX_CH 6_ANT 0	Test Voltage	AC 120V/60Hz

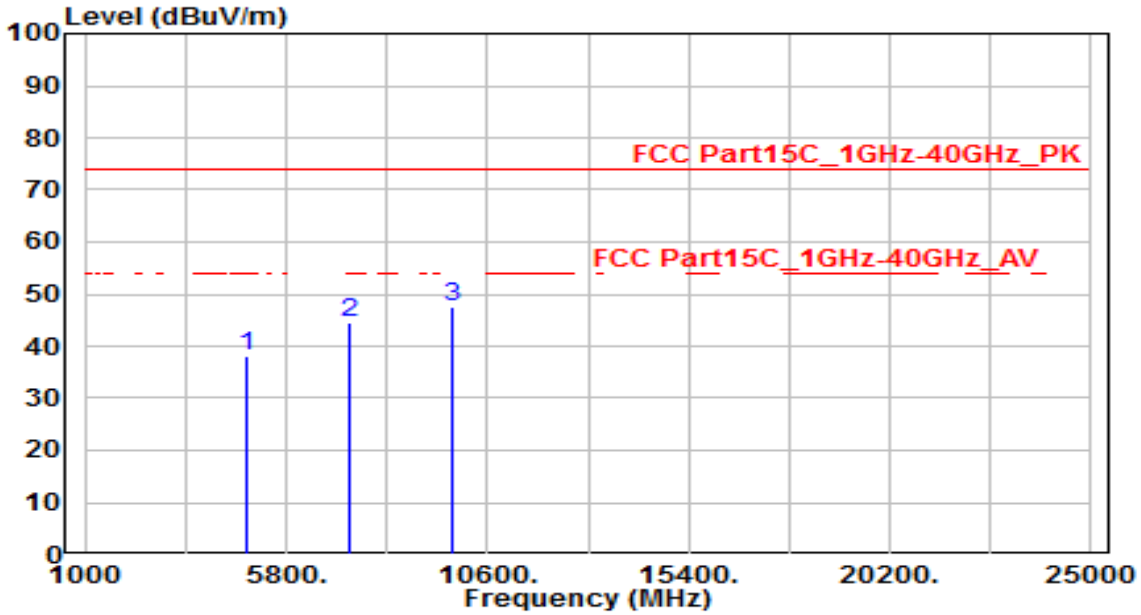

No		Frequency (MHz)	Reading (dBuV)	C.F (dB)	Measurement (dBuV/m)	Margin (dB)	Limit (dBuV/m)	Height (cm)	Angle (deg)	Remark (QP/PK/AV)
1		4874.000	34.57	3.45	38.02	-35.98	74.00	150	0	Peak
2		7311.000	33.27	11.18	44.45	-29.55	74.00	150	0	Peak
3	*	9748.000	32.76	14.89	47.64	-26.36	74.00	150	0	Peak

Note:

1. " *", means this data is the worst emission level.
2. C.F (Correction Factor) = Antenna Factor (dB)+ Cable Loss (dB) – Preamplifier(dB).
3. Measurement (dBuV/m) = Reading(dBuV) + C.F (Correction Factor).
4. The emission levels of other frequencies are very lower than the limit and not show in test report.

EUT	Intelligent Wi-Fi / Bluetooth Sensor Detector	Date of Test	2020-11-25
Factor	BBHA 9120D & BBHA 9170	Temp. / Humidity	24°C /60%
Polarity	Vertical	Site / Test Engineer	AC1 / Jay
Test Mode	802.11n-20MHz_TX_CH 6_ANT 0	Test Voltage	AC 120V/60Hz

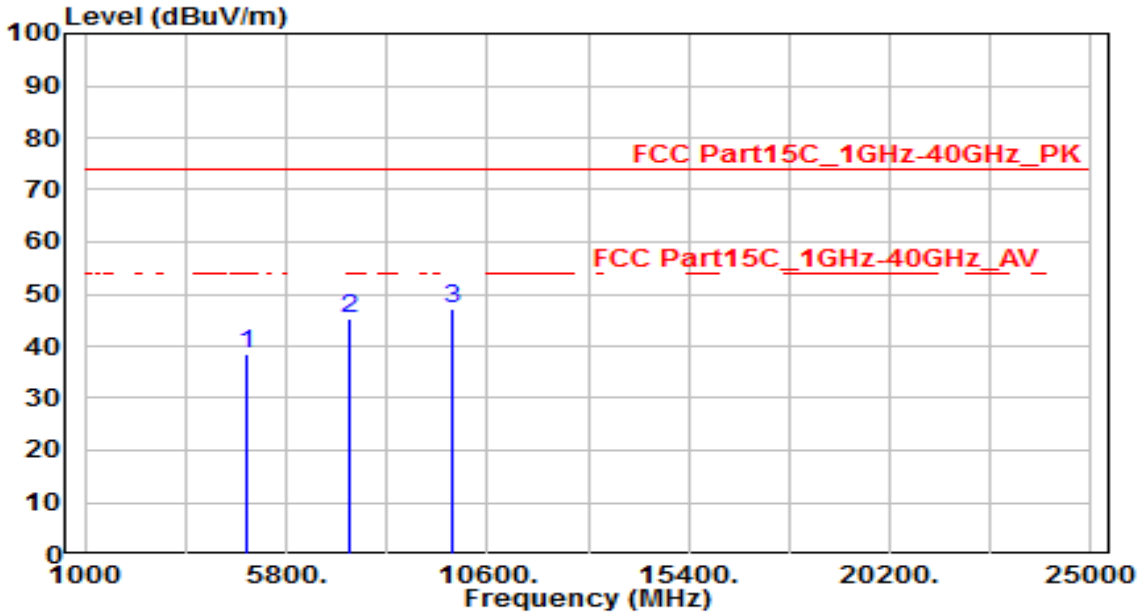

No		Frequency (MHz)	Reading (dBuV)	C.F (dB)	Measurement (dBuV/m)	Margin (dB)	Limit (dBuV/m)	Height (cm)	Angle (deg)	Remark (QP/PK/AV)
1		4874.000	35.02	3.45	38.47	-35.53	74.00	150	0	Peak
2		7311.000	33.95	11.18	45.13	-28.87	74.00	150	0	Peak
3	*	9748.000	32.40	14.89	47.29	-26.71	74.00	150	0	Peak

Note:

1. " *", means this data is the worst emission level.
2. C.F (Correction Factor) = Antenna Factor (dB)+ Cable Loss (dB) – Preamplifier(dB).
3. Measurement (dBuV/m) = Reading(dBuV) + C.F (Correction Factor).
4. The emission levels of other frequencies are very lower than the limit and not show in test report.

EUT	Intelligent Wi-Fi / Bluetooth Sensor Detector	Date of Test	2020-11-25
Factor	BBHA 9120D & BBHA 9170	Temp. / Humidity	24°C /60%
Polarity	Horizontal	Site / Test Engineer	AC1 / Jay
Test Mode	802.11n-20MHz_TX_CH 11_ANT 0	Test Voltage	AC 120V/60Hz

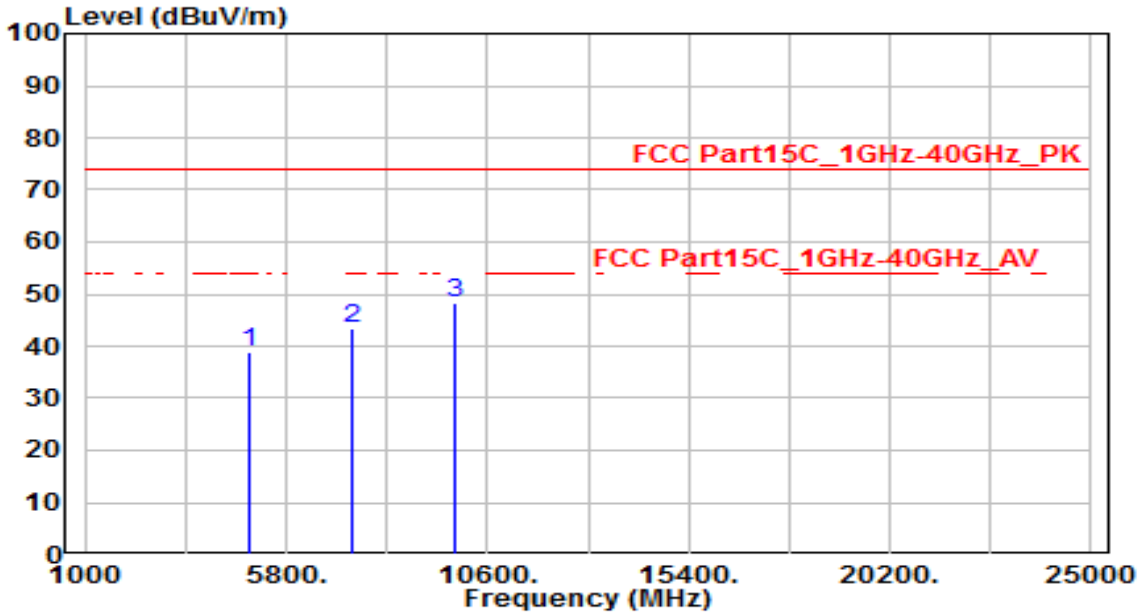

No		Frequency (MHz)	Reading (dBuV)	C.F (dB)	Measurement (dBuV/m)	Margin (dB)	Limit (dBuV/m)	Height (cm)	Angle (deg)	Remark (QP/PK/AV)
1		4924.000	35.36	3.57	38.93	-35.07	74.00	150	0	Peak
2		7386.000	31.85	11.39	43.25	-30.75	74.00	150	0	Peak
3	*	9848.000	33.14	15.07	48.22	-25.78	74.00	150	0	Peak

Note:

1. " *", means this data is the worst emission level.
2. C.F (Correction Factor) = Antenna Factor (dB)+ Cable Loss (dB) – Preamplifier(dB).
3. Measurement (dBuV/m) = Reading(dBuV) + C.F (Correction Factor).
4. The emission levels of other frequencies are very lower than the limit and not show in test report.

EUT	Intelligent Wi-Fi / Bluetooth Sensor Detector	Date of Test	2020-11-25
Factor	BBHA 9120D & BBHA 9170	Temp. / Humidity	24°C /60%
Polarity	Vertical	Site / Test Engineer	AC1 / Jay
Test Mode	802.11n-20MHz_TX_CH 11_ANT 0	Test Voltage	AC 120V/60Hz

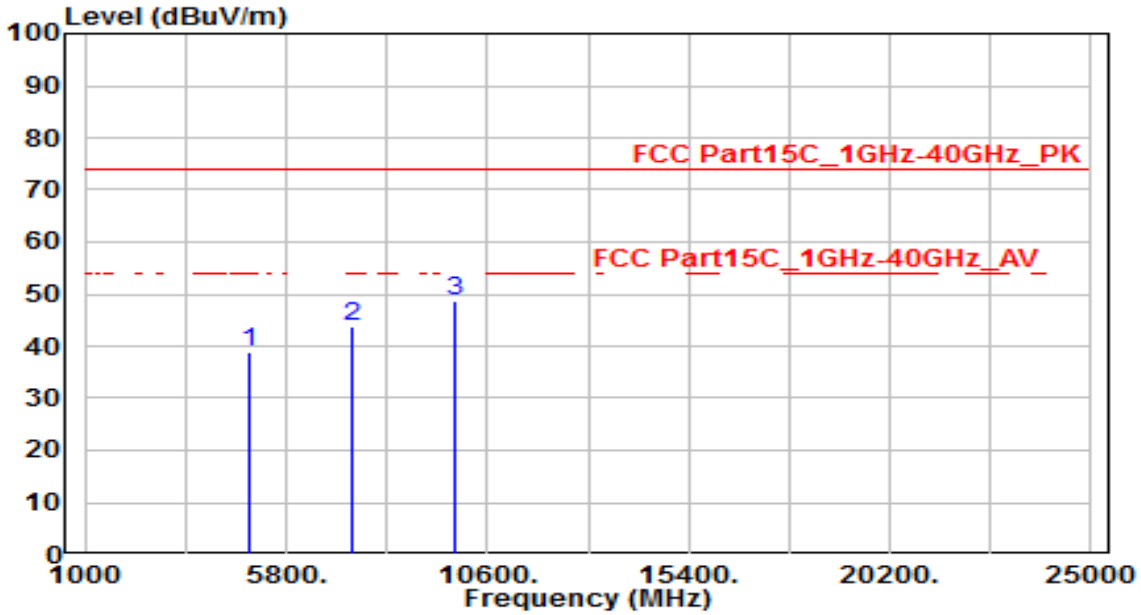

No		Frequency (MHz)	Reading (dBuV)	C.F (dB)	Measurement (dBuV/m)	Margin (dB)	Limit (dBuV/m)	Height (cm)	Angle (deg)	Remark (QP/PK/AV)
1		4924.000	35.39	3.57	38.96	-35.04	74.00	150	0	Peak
2		7386.000	32.56	11.39	43.96	-30.04	74.00	150	0	Peak
3	*	9848.000	33.47	15.07	48.54	-25.46	74.00	150	0	Peak

Note:

1. " *", means this data is the worst emission level.
2. C.F (Correction Factor) = Antenna Factor (dB)+ Cable Loss (dB) – Preamplifier(dB).
3. Measurement (dBuV/m) = Reading(dBuV) + C.F (Correction Factor).
4. The emission levels of other frequencies are very lower than the limit and not show in test report.

EUT	Intelligent Wi-Fi / Bluetooth Sensor Detector	Date of Test	2020-11-25
Factor	BBHA 9120D & BBHA 9170	Temp. / Humidity	24°C /60%
Polarity	Horizontal	Site / Test Engineer	AC1 / Jay
Test Mode	802.11n-40MHz_TX_CH 3_ANT 0	Test Voltage	AC 120V/60Hz

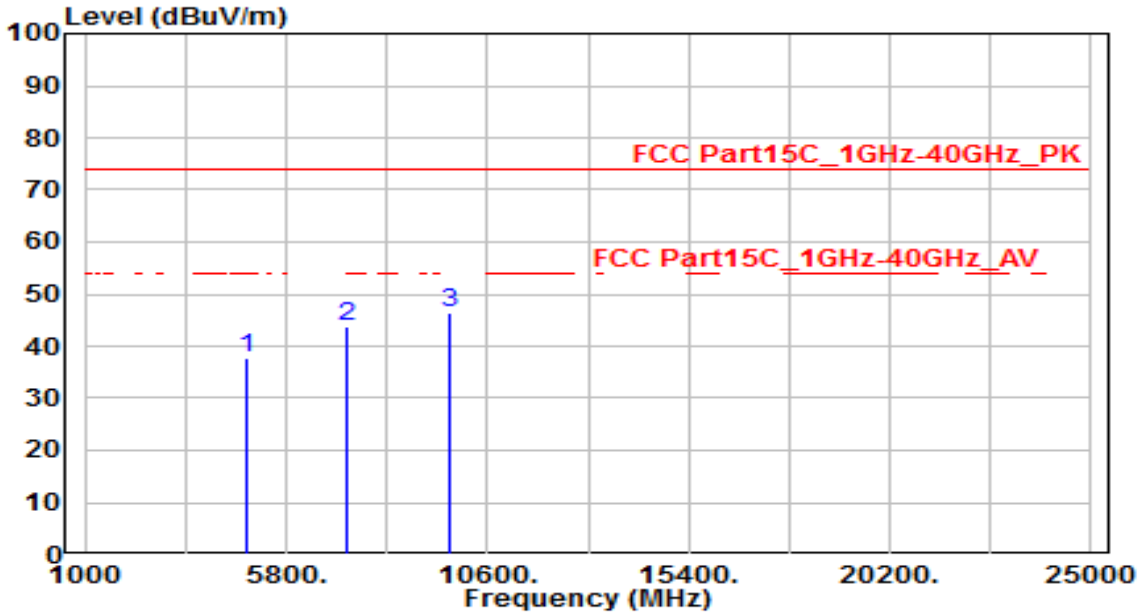

No		Frequency (MHz)	Reading (dBuV)	C.F (dB)	Measurement (dBuV/m)	Margin (dB)	Limit (dBuV/m)	Height (cm)	Angle (deg)	Remark (QP/PK/AV)
1		4844.000	34.40	3.38	37.78	-36.22	74.00	150	0	Peak
2		7266.000	32.89	11.05	43.94	-30.06	74.00	150	0	Peak
3	*	9688.000	31.82	14.77	46.60	-27.40	74.00	150	0	Peak

Note:

1. " *", means this data is the worst emission level.
2. C.F (Correction Factor) = Antenna Factor (dB)+ Cable Loss (dB) – Preamplifier(dB).
3. Measurement (dBuV/m) = Reading(dBuV) + C.F (Correction Factor).
4. The emission levels of other frequencies are very lower than the limit and not show in test report.

EUT	Intelligent Wi-Fi / Bluetooth Sensor Detector	Date of Test	2020-11-25
Factor	BBHA 9120D & BBHA 9170	Temp. / Humidity	24°C /60%
Polarity	Vertical	Site / Test Engineer	AC1 / Jay
Test Mode	802.11n-40MHz_TX_CH 3_ANT 0	Test Voltage	AC 120V/60Hz

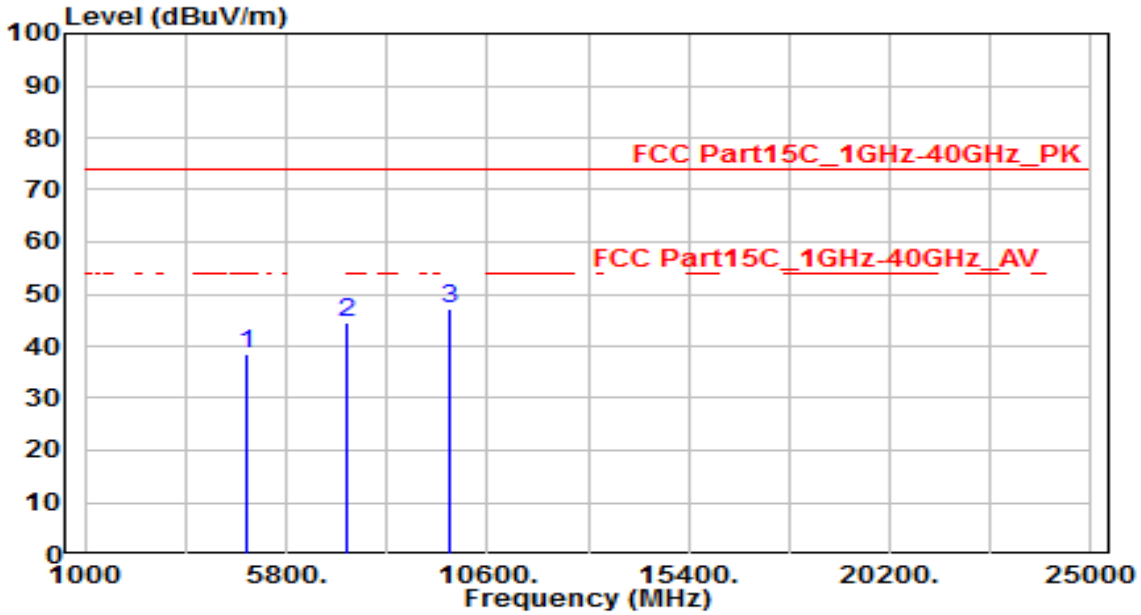

No		Frequency (MHz)	Reading (dBuV)	C.F (dB)	Measurement (dBuV/m)	Margin (dB)	Limit (dBuV/m)	Height (cm)	Angle (deg)	Remark (QP/PK/AV)
1		4844.000	34.98	3.38	38.36	-35.64	74.00	150	0	Peak
2		7266.000	33.60	11.05	44.66	-29.34	74.00	150	0	Peak
3	*	9688.000	32.36	14.77	47.14	-26.86	74.00	150	0	Peak

Note:

1. " *", means this data is the worst emission level.
2. C.F (Correction Factor) = Antenna Factor (dB)+ Cable Loss (dB) – Preamplifier(dB).
3. Measurement (dBuV/m) = Reading(dBuV) + C.F (Correction Factor).
4. The emission levels of other frequencies are very lower than the limit and not show in test report.

EUT	Intelligent Wi-Fi / Bluetooth Sensor Detector	Date of Test	2020-11-25
Factor	BBHA 9120D & BBHA 9170	Temp. / Humidity	24°C /60%
Polarity	Horizontal	Site / Test Engineer	AC1 / Jay
Test Mode	802.11n-40MHz_TX_CH 6_ANT 0	Test Voltage	AC 120V/60Hz

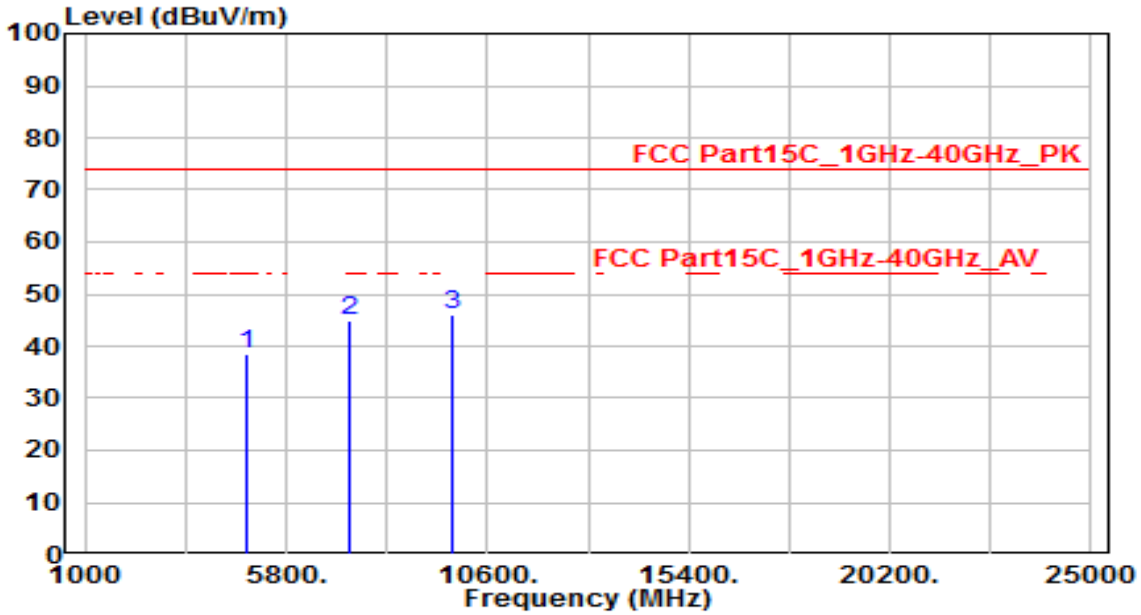

No		Frequency (MHz)	Reading (dBuV)	C.F (dB)	Measurement (dBuV/m)	Margin (dB)	Limit (dBuV/m)	Height (cm)	Angle (deg)	Remark (QP/PK/AV)
1		4874.000	35.06	3.45	38.50	-35.50	74.00	150	0	Peak
2		7311.000	33.65	11.18	44.83	-29.17	74.00	150	0	Peak
3	*	9748.000	31.08	14.89	45.96	-28.04	74.00	150	0	Peak

Note:

1. " *", means this data is the worst emission level.
2. C.F (Correction Factor) = Antenna Factor (dB)+ Cable Loss (dB) – Preamplifier(dB).
3. Measurement (dBuV/m) = Reading(dBuV) + C.F (Correction Factor).
4. The emission levels of other frequencies are very lower than the limit and not show in test report.

EUT	Intelligent Wi-Fi / Bluetooth Sensor Detector	Date of Test	2020-11-25
Factor	BBHA 9120D & BBHA 9170	Temp. / Humidity	24°C /60%
Polarity	Vertical	Site / Test Engineer	AC1 / Jay
Test Mode	802.11n-40MHz_TX_CH 6_ANT 0	Test Voltage	AC 120V/60Hz

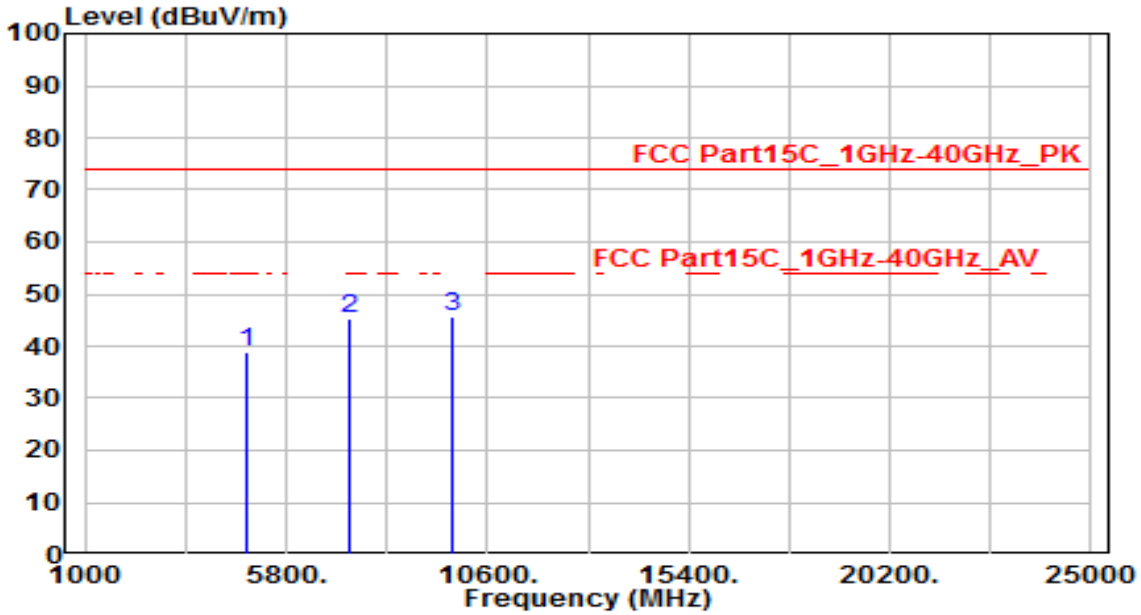

No		Frequency (MHz)	Reading (dBuV)	C.F (dB)	Measurement (dBuV/m)	Margin (dB)	Limit (dBuV/m)	Height (cm)	Angle (deg)	Remark (QP/PK/AV)
1		4874.000	35.30	3.45	38.75	-35.25	74.00	150	0	Peak
2		7311.000	33.97	11.18	45.15	-28.85	74.00	150	0	Peak
3	*	9748.000	30.86	14.89	45.74	-28.26	74.00	150	0	Peak

Note:

1. " *", means this data is the worst emission level.
2. C.F (Correction Factor) = Antenna Factor (dB)+ Cable Loss (dB) – Preamplifier(dB).
3. Measurement (dBuV/m) = Reading(dBuV) + C.F (Correction Factor).
4. The emission levels of other frequencies are very lower than the limit and not show in test report.

EUT	Intelligent Wi-Fi / Bluetooth Sensor Detector	Date of Test	2020-11-25
Factor	BBHA 9120D & BBHA 9170	Temp. / Humidity	24°C /60%
Polarity	Horizontal	Site / Test Engineer	AC1 / Jay
Test Mode	802.11n-40MHz_TX_CH 9_ANT 0	Test Voltage	AC 120V/60Hz

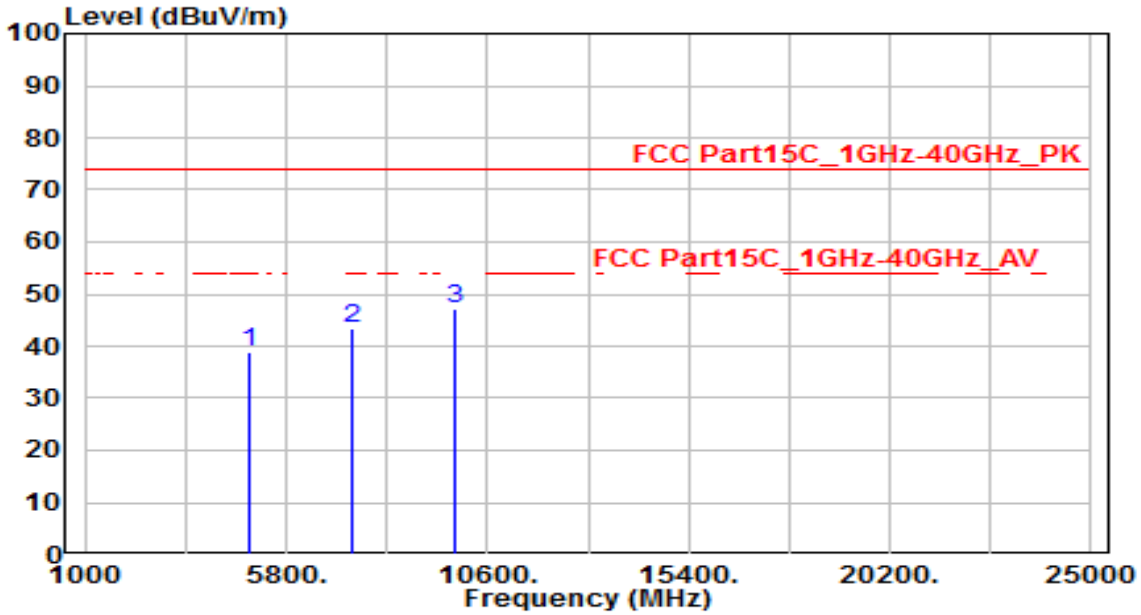

No		Frequency (MHz)	Reading (dBuV)	C.F (dB)	Measurement (dBuV/m)	Margin (dB)	Limit (dBuV/m)	Height (cm)	Angle (deg)	Remark (QP/PK/AV)
1		4904.000	35.25	3.52	38.77	-35.23	74.00	150	0	Peak
2		7356.000	32.21	11.31	43.52	-30.48	74.00	150	0	Peak
3	*	9808.000	32.06	15.00	47.06	-26.94	74.00	150	0	Peak

Note:

1. " *", means this data is the worst emission level.
2. C.F (Correction Factor) = Antenna Factor (dB)+ Cable Loss (dB) – Preamplifier(dB).
3. Measurement (dBuV/m) = Reading(dBuV) + C.F (Correction Factor).
4. The emission levels of other frequencies are very lower than the limit and not show in test report.

EUT	Intelligent Wi-Fi / Bluetooth Sensor Detector	Date of Test	2020-11-25
Factor	BBHA 9120D & BBHA 9170	Temp. / Humidity	24°C /60%
Polarity	Vertical	Site / Test Engineer	AC1 / Jay
Test Mode	802.11n-40MHz_TX_CH 9_ANT 0	Test Voltage	AC 120V/60Hz

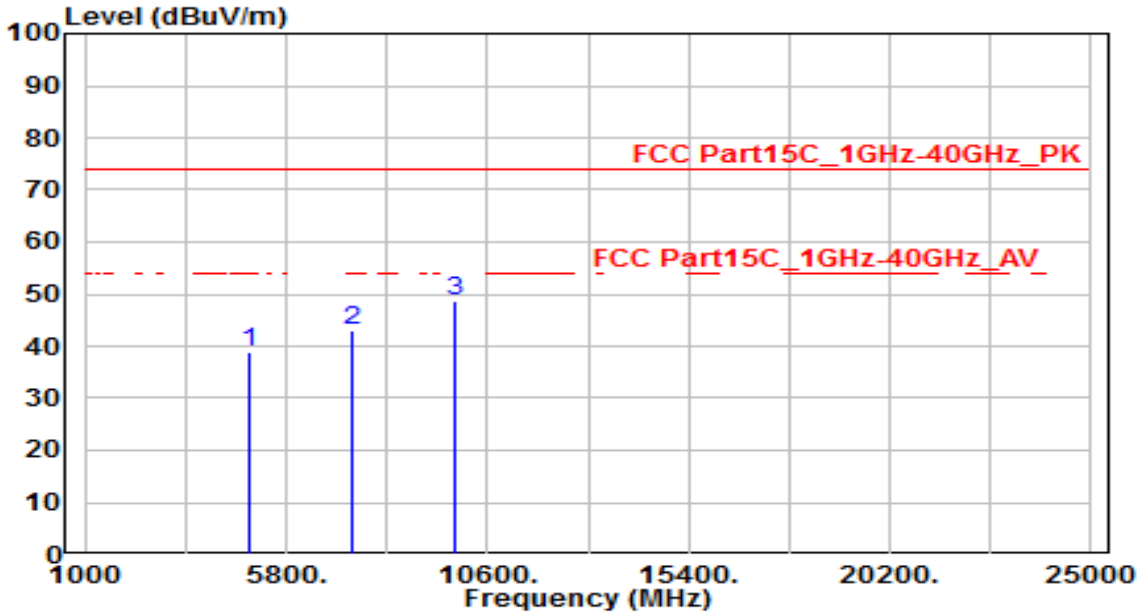

No		Frequency (MHz)	Reading (dBuV)	C.F (dB)	Measurement (dBuV/m)	Margin (dB)	Limit (dBuV/m)	Height (cm)	Angle (deg)	Remark (QP/PK/AV)
1		4904.000	35.51	3.52	39.03	-34.97	74.00	150	0	Peak
2		7356.000	31.68	11.31	42.99	-31.01	74.00	150	0	Peak
3	*	9808.000	33.69	15.00	48.69	-25.31	74.00	150	0	Peak

Note:

1. " *", means this data is the worst emission level.
2. C.F (Correction Factor) = Antenna Factor (dB)+ Cable Loss (dB) – Preamplifier(dB).
3. Measurement (dBuV/m) = Reading(dBuV) + C.F (Correction Factor).
4. The emission levels of other frequencies are very lower than the limit and not show in test report.

7.7. Radiated Restricted Band Edge Measurement

7.7.1. Test Limit

All out of band emissions appearing in a restricted band as specified in Section 15.205 of the Title 47 CFR must not exceed the limits shown in Table per Section 15.209.

FCC Part 15 Subpart C Paragraph 15.209		
Frequency [MHz]	Field Strength [V/m]	Measured Distance [Meters]
0.009 - 0.490	2400/F (kHz)	300
0.490 - 1.705	24000/F (kHz)	30
1.705 – 30	30	30
30 – 88	100	3
88 – 216	150	3
216 – 960	200	3
Above 960	500	3

7.7.2. Test Procedure Used

ANSI C63.10-2013 - Section 11.13

7.7.3. Test Setting

Peak Field Strength Measurements

1. Analyzer center frequency was set to the frequency of the radiated spurious emission of interest
2. RBW = as specified in Table 1
3. VBW = 3 * RBW
4. Detector = peak
5. Sweep time = auto couple
6. Trace mode = max hold

7. Trace was allowed to stabilize

Table 1 - RBW as a function of frequency

Frequency	RBW
9 ~ 150 kHz	200 ~ 300 Hz
0.15 ~ 30 MHz	9 ~ 10 kHz
30 ~ 1000 MHz	100 ~ 120 kHz
> 1000 MHz	1 MHz

Average Field Strength Measurements

1. Analyzer center frequency was set to the frequency of the radiated spurious emission of interest
2. RBW = 1MHz
3. VBW ≥ 1/T
4. De As an alternative, the instrument may be set to linear detector mode. Ensure that video filtering is applied in linear voltage domain (rather than in a log or dB domain). Some instruments require linear display mode in order to accomplish this. Others have a setting for Average-VBW Type, which can be set to “Voltage” regardless of the display mode
5. Detector = Peak
6. Sweep time = auto
7. Trace mode = max hold
8. Allow max hold to run for at least 50 times (1/duty cycle) traces

7.7.4. Test Setup

1GHz ~ 18GHz Test Setup:

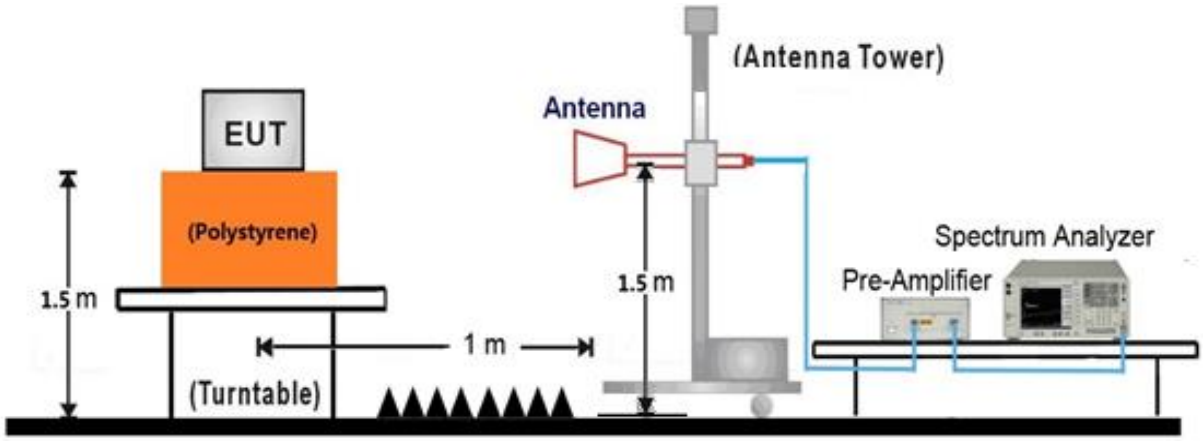

7.7.5. Test Result

EUT	Intelligent Wi-Fi / Bluetooth Sensor Detector	Date of Test	2020-11-24
Factor	BBHA 9120D	Temp. / Humidity	24°C /60%
Polarity	Horizontal	Site / Test Engineer	AC1 / Jay
Test Mode	802.11b_TX_CH 1_ANT 0	Test Voltage	AC 120V/60Hz

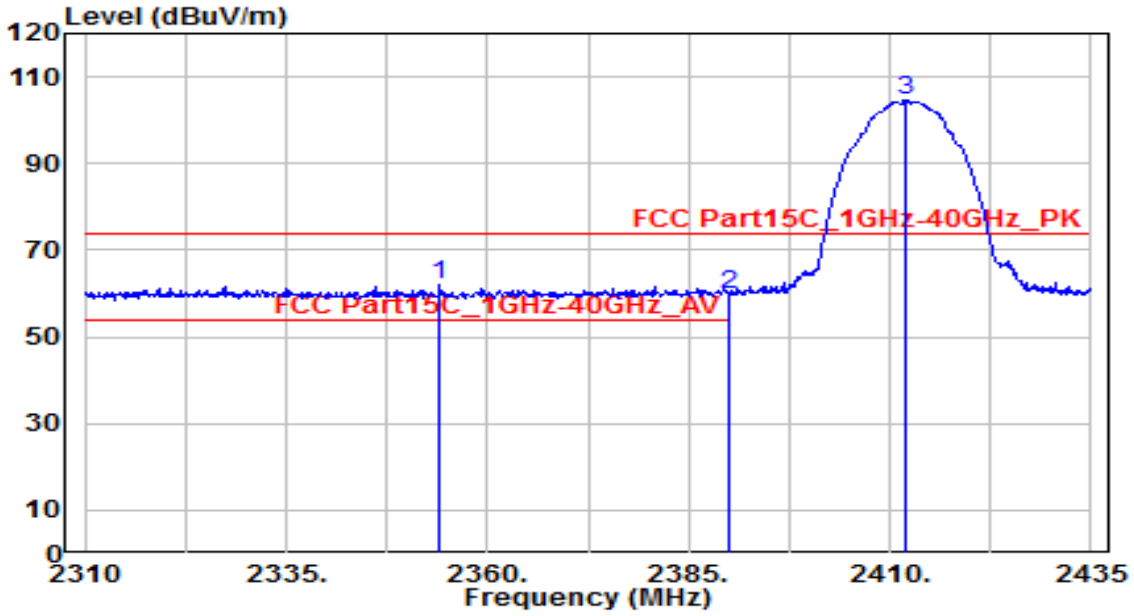

No		Frequency (MHz)	Reading (dBuV)	C.F (dB)	Measurement (dBuV/m)	Margin (dB)	Limit (dBuV/m)	Height (cm)	Angle (deg)	Remark (QP/PK/AV)
1	*	2354.000	29.91	32.14	62.05	-11.95	74.00	175	330	Peak
2		2390.000	27.63	32.30	59.92	-14.08	74.00	175	330	Peak
3		2412.000	72.34	32.39	104.73	N/A	N/A	175	330	Peak

Note:

1. " *", means this data is the worst emission level.
2. C.F (Correction Factor) = Antenna Factor (dB)+ Cable Loss (dB).
3. Measurement (dBuV/m) = Reading(dBuV) + C.F (Correction Factor).
4. The emission levels of other frequencies are very lower than the limit and not show in test report.

EUT	Intelligent Wi-Fi / Bluetooth Sensor Detector	Date of Test	2020-11-24
Factor	BBHA 9120D	Temp. / Humidity	24°C /60%
Polarity	Horizontal	Site / Test Engineer	AC1 / Jay
Test Mode	802.11b_TX_CH 1_ANT 0	Test Voltage	AC 120V/60Hz

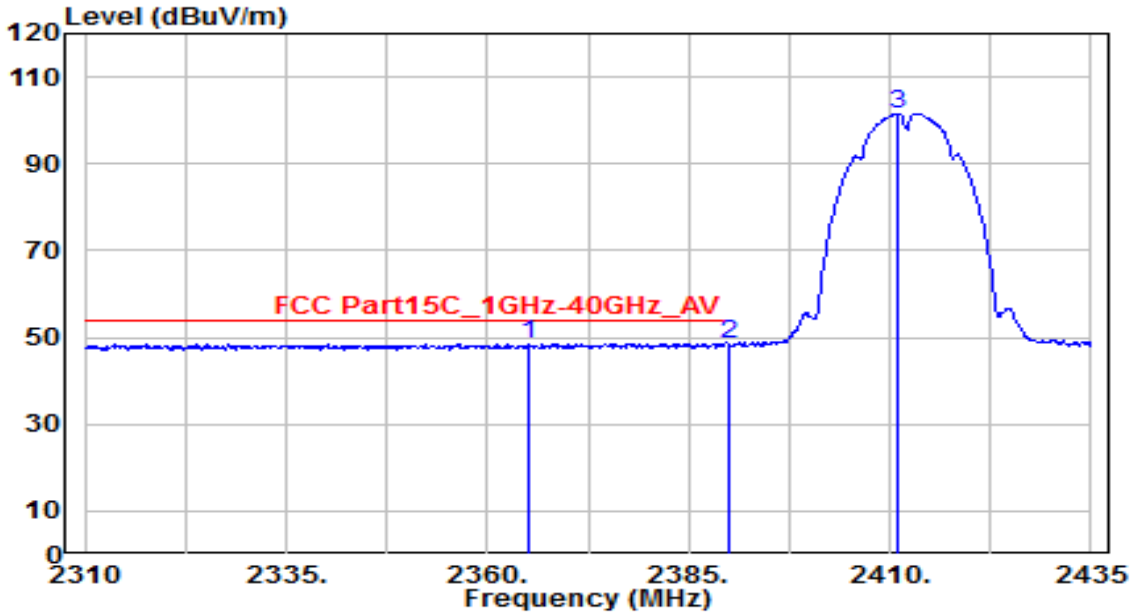

No		Frequency (MHz)	Reading (dBuV)	C.F (dB)	Measurement (dBuV/m)	Margin (dB)	Limit (dBuV/m)	Height (cm)	Angle (deg)	Remark (QP/PK/AV)
1		2365.125	16.45	32.19	48.64	-5.36	54.00	175	330	Average
2	*	2390.000	16.37	32.30	48.67	-5.33	54.00	175	330	Average
3		2411.125	69.23	32.39	101.62	N/A	N/A	175	330	Average

Note:

1. " *", means this data is the worst emission level.
2. C.F (Correction Factor) = Antenna Factor (dB)+ Cable Loss (dB).
3. Measurement (dBuV/m) = Reading(dBuV) + C.F (Correction Factor).
4. The emission levels of other frequencies are very lower than the limit and not show in test report.

EUT	Intelligent Wi-Fi / Bluetooth Sensor Detector	Date of Test	2020-11-24
Factor	BBHA 9120D	Temp. / Humidity	24°C /60%
Polarity	Vertical	Site / Test Engineer	AC1 / Jay
Test Mode	802.11b_TX_CH 1_ANT 0	Test Voltage	AC 120V/60Hz

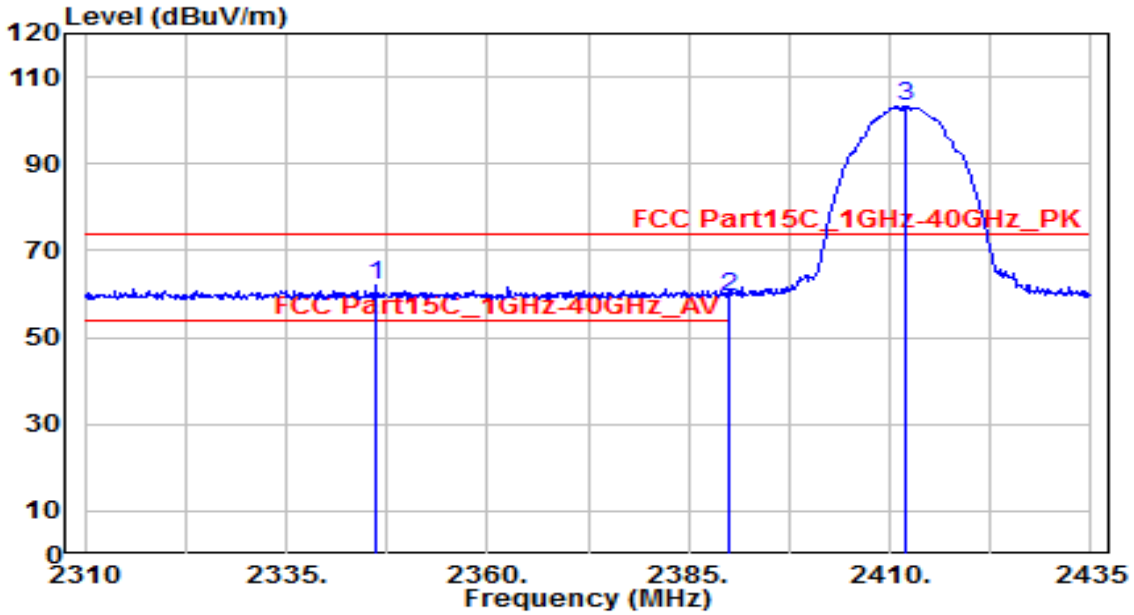

No		Frequency (MHz)	Reading (dBuV)	C.F (dB)	Measurement (dBuV/m)	Margin (dB)	Limit (dBuV/m)	Height (cm)	Angle (deg)	Remark (QP/PK/AV)
1	*	2346.000	30.15	32.10	62.25	-11.75	74.00	125	285	Peak
2		2390.000	27.20	32.30	59.49	-14.51	74.00	125	285	Peak
3		2412.000	70.96	32.39	103.35	N/A	N/A	125	285	Peak

Note:

1. " *", means this data is the worst emission level.
2. C.F (Correction Factor) = Antenna Factor (dB)+ Cable Loss (dB).
3. Measurement (dBuV/m) = Reading(dBuV) + C.F (Correction Factor).
4. The emission levels of other frequencies are very lower than the limit and not show in test report.

EUT	Intelligent Wi-Fi / Bluetooth Sensor Detector	Date of Test	2020-11-24
Factor	BBHA 9120D	Temp. / Humidity	24°C /60%
Polarity	Vertical	Site / Test Engineer	AC1 / Jay
Test Mode	802.11b_TX_CH 1_ANT 0	Test Voltage	AC 120V/60Hz

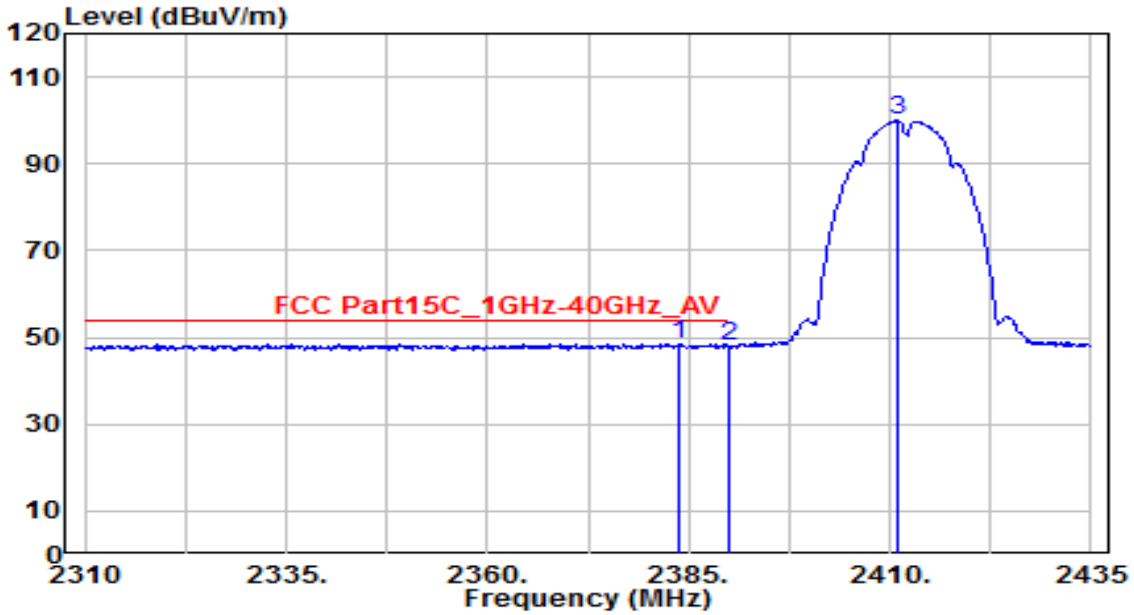

No		Frequency (MHz)	Reading (dBuV)	C.F (dB)	Measurement (dBuV/m)	Margin (dB)	Limit (dBuV/m)	Height (cm)	Angle (deg)	Remark (QP/PK/AV)
1	*	2383.750	16.23	32.27	48.49	-5.51	54.00	125	285	Average
2		2390.000	15.74	32.30	48.04	-5.96	54.00	125	285	Average
3		2411.000	67.58	32.39	99.97	N/A	N/A	125	285	Average

Note:

1. " *", means this data is the worst emission level.
2. C.F (Correction Factor) = Antenna Factor (dB)+ Cable Loss (dB).
3. Measurement (dBuV/m) = Reading(dBuV) + C.F (Correction Factor).
4. The emission levels of other frequencies are very lower than the limit and not show in test report.

EUT	Intelligent Wi-Fi / Bluetooth Sensor Detector	Date of Test	2020-11-24
Factor	BBHA 9120D	Temp. / Humidity	24°C /60%
Polarity	Horizontal	Site / Test Engineer	AC1 / Jay
Test Mode	802.11b_TX_CH 11_ANT 0	Test Voltage	AC 120V/60Hz

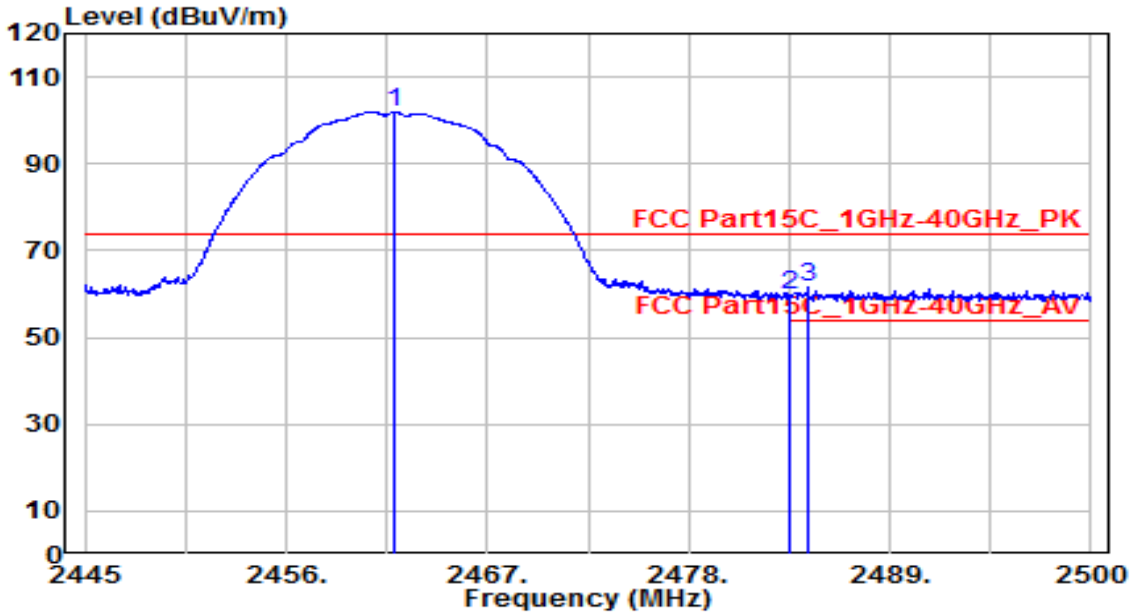

No		Frequency (MHz)	Reading (dBuV)	C.F (dB)	Measurement (dBuV/m)	Margin (dB)	Limit (dBuV/m)	Height (cm)	Angle (deg)	Remark (QP/PK/AV)
1		2461.940	69.41	32.61	102.03	N/A	N/A	150	330	Peak
2		2483.500	26.87	32.71	59.58	-14.42	74.00	150	330	Peak
3	*	2484.545	28.67	32.71	61.38	-12.62	74.00	150	330	Peak

Note:

1. " *", means this data is the worst emission level.
2. C.F (Correction Factor) = Antenna Factor (dB)+ Cable Loss (dB).
3. Measurement (dBuV/m) = Reading(dBuV) + C.F (Correction Factor).
4. The emission levels of other frequencies are very lower than the limit and not show in test report.

EUT	Intelligent Wi-Fi / Bluetooth Sensor Detector	Date of Test	2020-11-24
Factor	BBHA 9120D	Temp. / Humidity	24°C /60%
Polarity	Horizontal	Site / Test Engineer	AC1 / Jay
Test Mode	802.11b_TX_CH 11_ANT 0	Test Voltage	AC 120V/60Hz

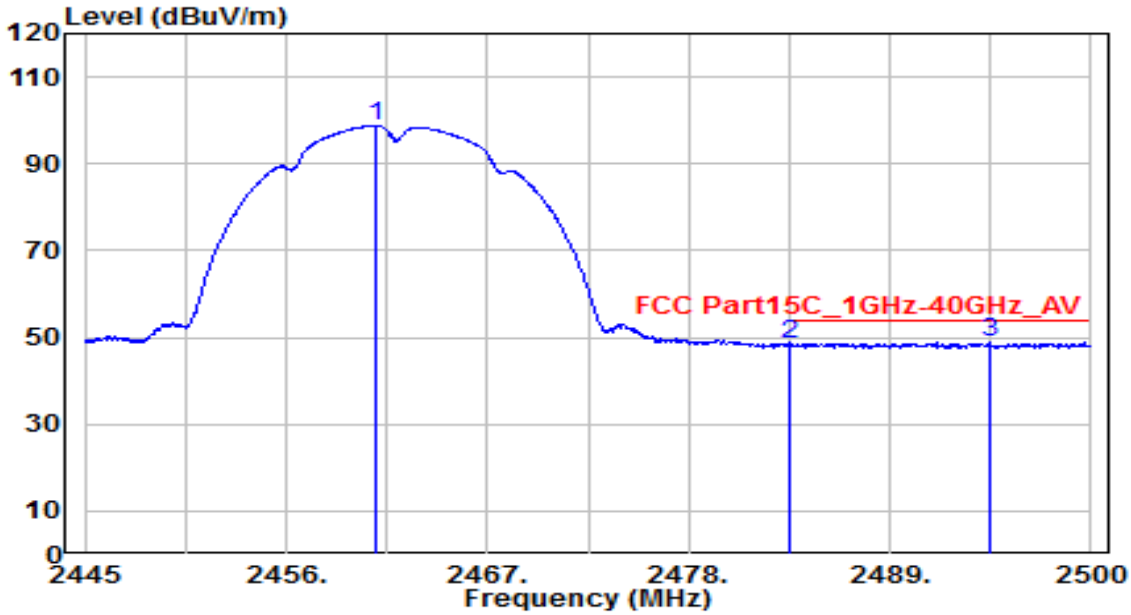

No		Frequency (MHz)	Reading (dBuV)	C.F (dB)	Measurement (dBuV/m)	Margin (dB)	Limit (dBuV/m)	Height (cm)	Angle (deg)	Remark (QP/PK/AV)
1		2460.895	66.19	32.61	98.80	N/A	N/A	150	330	Average
2		2483.500	15.71	32.71	48.42	-5.58	54.00	150	330	Average
3	*	2494.445	16.07	32.76	48.83	-5.17	54.00	150	330	Average

Note:

1. " *", means this data is the worst emission level.
2. C.F (Correction Factor) = Antenna Factor (dB)+ Cable Loss (dB).
3. Measurement (dBuV/m) = Reading(dBuV) + C.F (Correction Factor).
4. The emission levels of other frequencies are very lower than the limit and not show in test report.

EUT	Intelligent Wi-Fi / Bluetooth Sensor Detector	Date of Test	2020-11-24
Factor	BBHA 9120D	Temp. / Humidity	24°C /60%
Polarity	Vertical	Site / Test Engineer	AC1 / Jay
Test Mode	802.11b_TX_CH 11_ANT 0	Test Voltage	AC 120V/60Hz

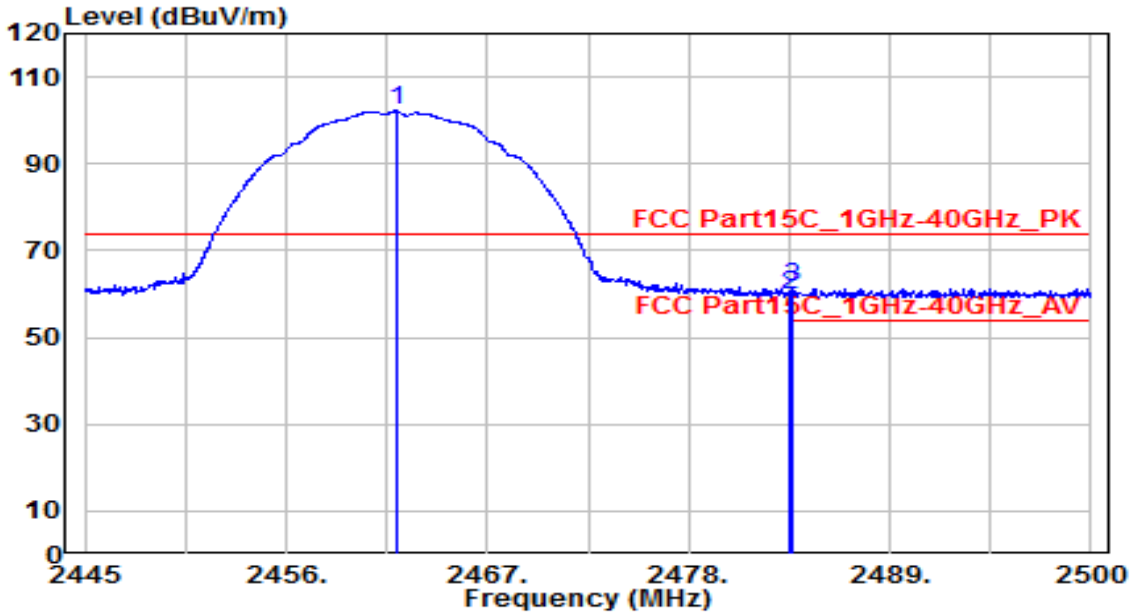

No		Frequency (MHz)	Reading (dBuV)	C.F (dB)	Measurement (dBuV/m)	Margin (dB)	Limit (dBuV/m)	Height (cm)	Angle (deg)	Remark (QP/PK/AV)
1		2461.995	69.53	32.61	102.14	N/A	N/A	125	280	Peak
2		2483.500	26.92	32.71	59.63	-14.37	74.00	125	280	Peak
3	*	2483.720	28.73	32.71	61.44	-12.56	74.00	125	280	Peak

Note:

1. " *", means this data is the worst emission level.
2. C.F (Correction Factor) = Antenna Factor (dB)+ Cable Loss (dB).
3. Measurement (dBuV/m) = Reading(dBuV) + C.F (Correction Factor).
4. The emission levels of other frequencies are very lower than the limit and not show in test report.

EUT	Intelligent Wi-Fi / Bluetooth Sensor Detector	Date of Test	2020-11-24
Factor	BBHA 9120D	Temp. / Humidity	24°C /60%
Polarity	Vertical	Site / Test Engineer	AC1 / Jay
Test Mode	802.11b_TX_CH 11_ANT 0	Test Voltage	AC 120V/60Hz

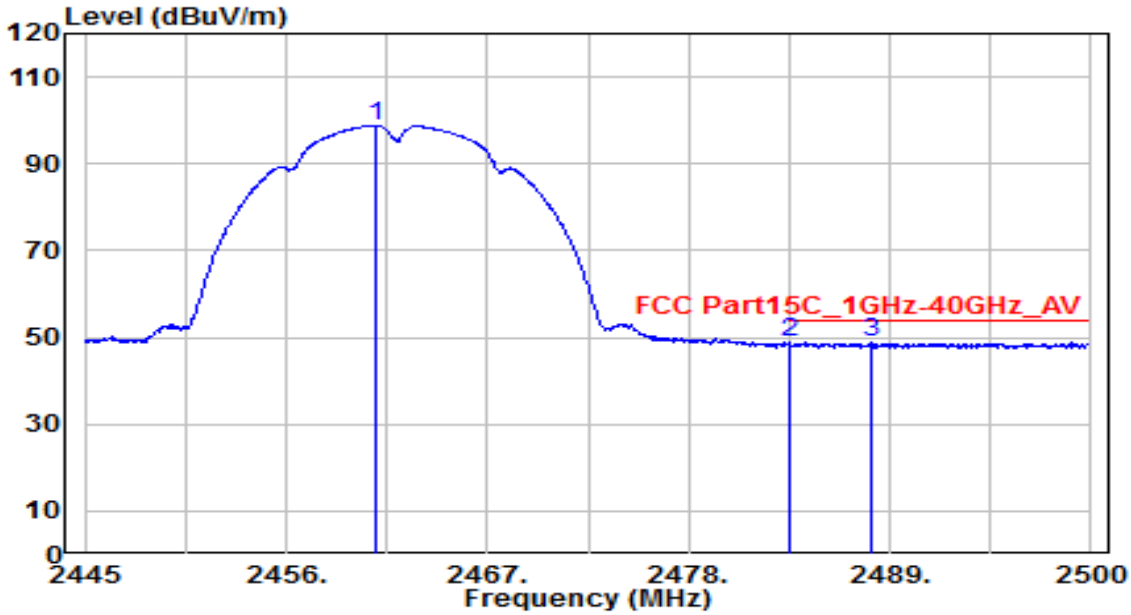

No		Frequency (MHz)	Reading (dBuV)	C.F (dB)	Measurement (dBuV/m)	Margin (dB)	Limit (dBuV/m)	Height (cm)	Angle (deg)	Remark (QP/PK/AV)
1		2460.895	66.25	32.61	98.86	N/A	N/A	125	280	Average
2	*	2483.500	16.01	32.71	48.71	-5.29	54.00	125	280	Average
3		2487.955	15.97	32.73	48.69	-5.31	54.00	125	280	Average

Note:

1. " *", means this data is the worst emission level.
2. C.F (Correction Factor) = Antenna Factor (dB)+ Cable Loss (dB).
3. Measurement (dBuV/m) = Reading(dBuV) + C.F (Correction Factor).
4. The emission levels of other frequencies are very lower than the limit and not show in test report.

EUT	Intelligent Wi-Fi / Bluetooth Sensor Detector	Date of Test	2020-11-24
Factor	BBHA 9120D	Temp. / Humidity	24°C /60%
Polarity	Horizontal	Site / Test Engineer	AC1 / Jay
Test Mode	802.11g_TX_CH 1_ANT 0	Test Voltage	AC 120V/60Hz

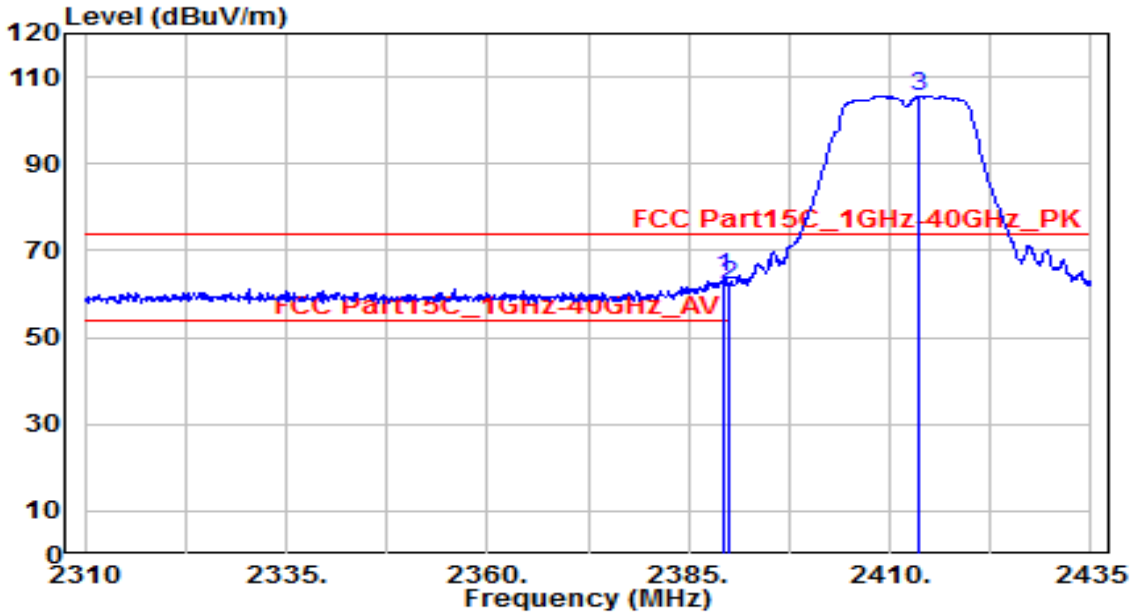

No		Frequency (MHz)	Reading (dBuV)	C.F (dB)	Measurement (dBuV/m)	Margin (dB)	Limit (dBuV/m)	Height (cm)	Angle (deg)	Remark (QP/PK/AV)
1	*	2389.375	31.78	32.29	64.07	-9.93	74.00	175	330	Peak
2		2390.000	29.71	32.30	62.01	-11.99	74.00	175	330	Peak
3		2413.750	73.12	32.40	105.53	N/A	N/A	175	330	Peak

Note:

1. " *", means this data is the worst emission level.
2. C.F (Correction Factor) = Antenna Factor (dB)+ Cable Loss (dB).
3. Measurement (dBuV/m) = Reading(dBuV) + C.F (Correction Factor).
4. The emission levels of other frequencies are very lower than the limit and not show in test report.

EUT	Intelligent Wi-Fi / Bluetooth Sensor Detector	Date of Test	2020-11-24
Factor	BBHA 9120D	Temp. / Humidity	24°C /60%
Polarity	Horizontal	Site / Test Engineer	AC1 / Jay
Test Mode	802.11g_TX_CH 1_ANT 0	Test Voltage	AC 120V/60Hz

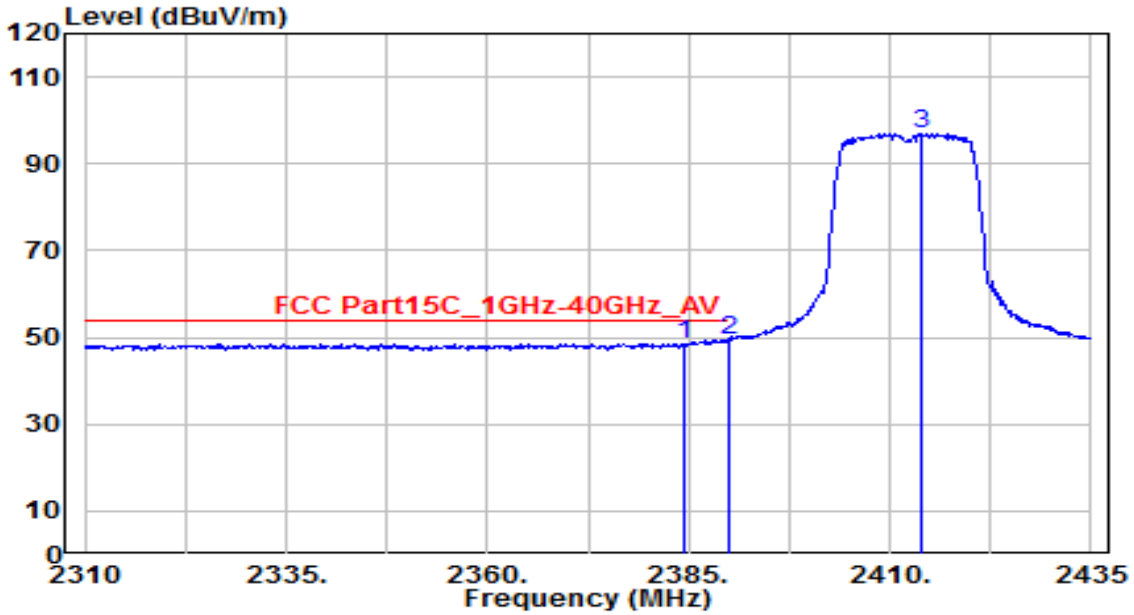

No		Frequency (MHz)	Reading (dBuV)	C.F (dB)	Measurement (dBuV/m)	Margin (dB)	Limit (dBuV/m)	Height (cm)	Angle (deg)	Remark (QP/PK/AV)
1		2384.375	16.41	32.27	48.68	-5.32	54.00	175	330	Average
2	*	2390.000	17.27	32.30	49.57	-4.43	54.00	175	330	Average
3		2414.000	64.73	32.40	97.13	N/A	N/A	175	330	Average

Note:

1. " *", means this data is the worst emission level.
2. C.F (Correction Factor) = Antenna Factor (dB)+ Cable Loss (dB).
3. Measurement (dBuV/m) = Reading(dBuV) + C.F (Correction Factor).
4. The emission levels of other frequencies are very lower than the limit and not show in test report.

EUT	Intelligent Wi-Fi / Bluetooth Sensor Detector	Date of Test	2020-11-24
Factor	BBHA 9120D	Temp. / Humidity	24°C /60%
Polarity	Vertical	Site / Test Engineer	AC1 / Jay
Test Mode	802.11g_TX_CH 1_ANT 0	Test Voltage	AC 120V/60Hz

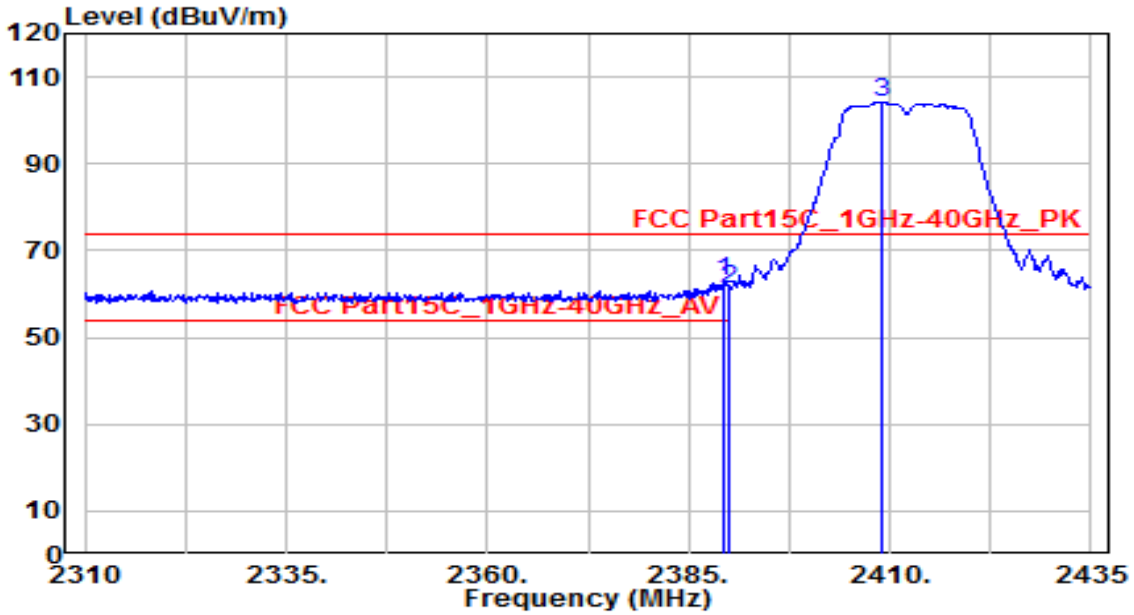

No		Frequency (MHz)	Reading (dBuV)	C.F (dB)	Measurement (dBuV/m)	Margin (dB)	Limit (dBuV/m)	Height (cm)	Angle (deg)	Remark (QP/PK/AV)
1	*	2389.500	30.75	32.29	63.04	-10.96	74.00	125	285	Peak
2		2390.000	28.78	32.30	61.07	-12.93	74.00	125	285	Peak
3		2408.875	71.85	32.38	104.22	N/A	N/A	125	285	Peak

Note:

1. " *", means this data is the worst emission level.
2. C.F (Correction Factor) = Antenna Factor (dB)+ Cable Loss (dB).
3. Measurement (dBuV/m) = Reading(dBuV) + C.F (Correction Factor).
4. The emission levels of other frequencies are very lower than the limit and not show in test report.

EUT	Intelligent Wi-Fi / Bluetooth Sensor Detector	Date of Test	2020-11-24
Factor	BBHA 9120D	Temp. / Humidity	24°C /60%
Polarity	Vertical	Site / Test Engineer	AC1 / Jay
Test Mode	802.11g_TX_CH 1_ANT 0	Test Voltage	AC 120V/60Hz

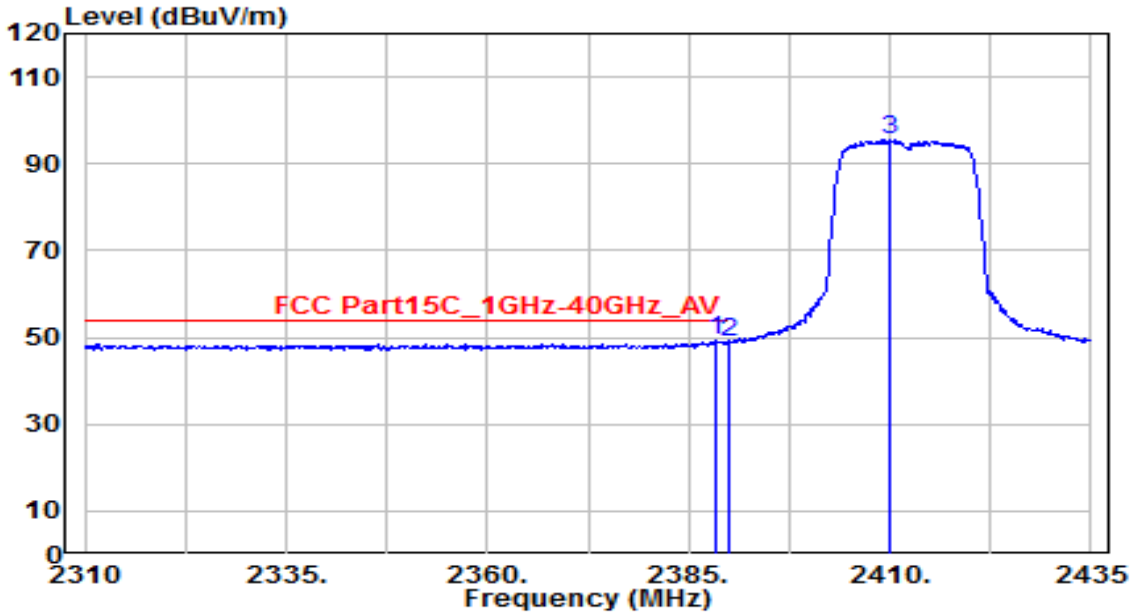

No		Frequency (MHz)	Reading (dBuV)	C.F (dB)	Measurement (dBuV/m)	Margin (dB)	Limit (dBuV/m)	Height (cm)	Angle (deg)	Remark (QP/PK/AV)
1	*	2388.375	16.97	32.29	49.26	-4.74	54.00	125	285	Average
2		2390.000	16.64	32.30	48.94	-5.06	54.00	125	285	Average
3		2410.125	63.23	32.38	95.61	N/A	N/A	125	285	Average

Note:

1. " *", means this data is the worst emission level.
2. C.F (Correction Factor) = Antenna Factor (dB)+ Cable Loss (dB).
3. Measurement (dBuV/m) = Reading(dBuV) + C.F (Correction Factor).
4. The emission levels of other frequencies are very lower than the limit and not show in test report.

EUT	Intelligent Wi-Fi / Bluetooth Sensor Detector	Date of Test	2020-11-24
Factor	BBHA 9120D	Temp. / Humidity	24°C /60%
Polarity	Horizontal	Site / Test Engineer	AC1 / Jay
Test Mode	802.11g_TX_CH 11_ANT 0	Test Voltage	AC 120V/60Hz

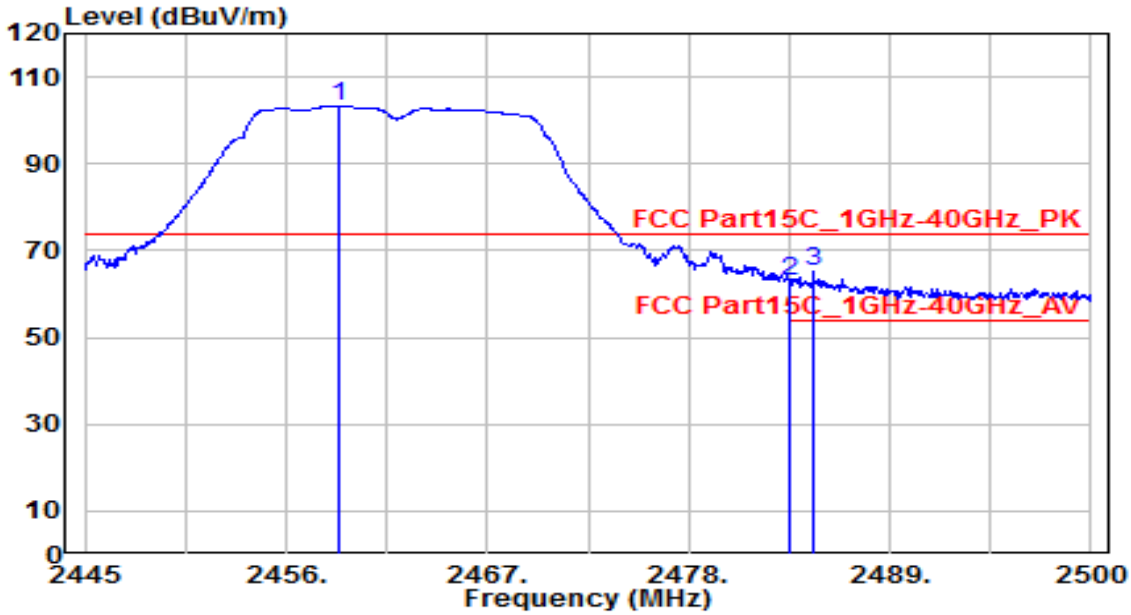

No		Frequency (MHz)	Reading (dBuV)	C.F (dB)	Measurement (dBuV/m)	Margin (dB)	Limit (dBuV/m)	Height (cm)	Angle (deg)	Remark (QP/PK/AV)
1		2458.915	70.67	32.60	103.27	N/A	N/A	150	330	Peak
2		2483.500	30.45	32.71	63.16	-10.84	74.00	150	330	Peak
3	*	2484.820	32.64	32.71	65.35	-8.65	74.00	150	330	Peak

Note:

1. " *", means this data is the worst emission level.
2. C.F (Correction Factor) = Antenna Factor (dB)+ Cable Loss (dB).
3. Measurement (dBuV/m) = Reading(dBuV) + C.F (Correction Factor).
4. The emission levels of other frequencies are very lower than the limit and not show in test report.

EUT	Intelligent Wi-Fi / Bluetooth Sensor Detector	Date of Test	2020-11-24
Factor	BBHA 9120D	Temp. / Humidity	24°C /60%
Polarity	Horizontal	Site / Test Engineer	AC1 / Jay
Test Mode	802.11g_TX_CH 11_ANT 0	Test Voltage	AC 120V/60Hz

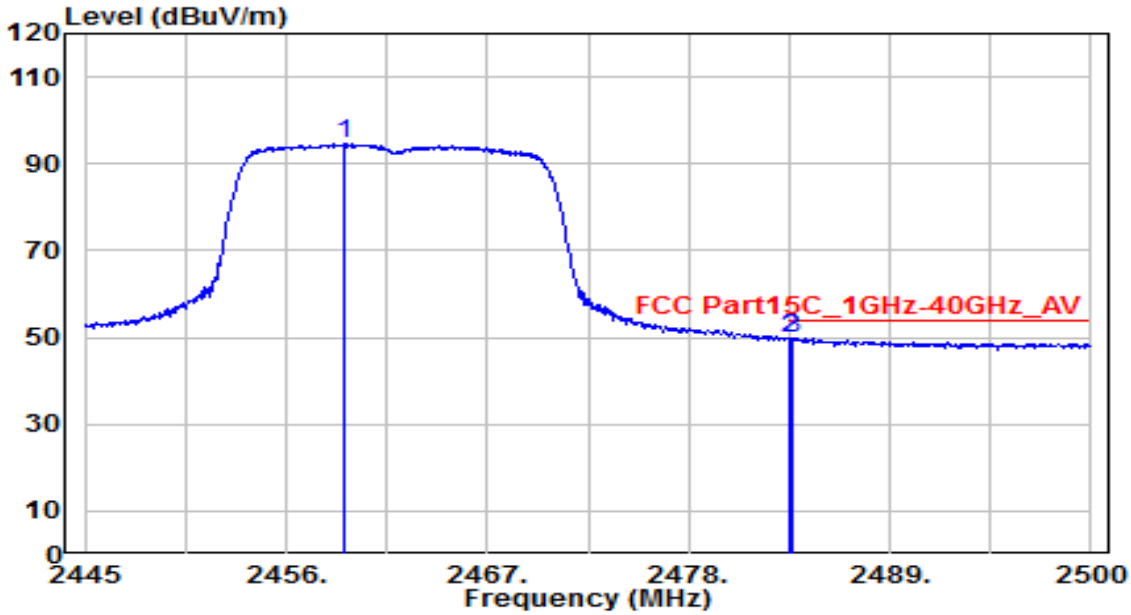

No		Frequency (MHz)	Reading (dBuV)	C.F (dB)	Measurement (dBuV/m)	Margin (dB)	Limit (dBuV/m)	Height (cm)	Angle (deg)	Remark (QP/PK/AV)
1		2459.135	62.03	32.60	94.63	N/A	N/A	150	330	Average
2		2483.500	17.06	32.71	49.77	-4.23	54.00	150	330	Average
3	*	2483.720	17.30	32.71	50.01	-3.99	54.00	150	330	Average

Note:

1. " *", means this data is the worst emission level.
2. C.F (Correction Factor) = Antenna Factor (dB)+ Cable Loss (dB).
3. Measurement (dBuV/m) = Reading(dBuV) + C.F (Correction Factor).
4. The emission levels of other frequencies are very lower than the limit and not show in test report.

EUT	Intelligent Wi-Fi / Bluetooth Sensor Detector	Date of Test	2020-11-24
Factor	BBHA 9120D	Temp. / Humidity	24°C /60%
Polarity	Vertical	Site / Test Engineer	AC1 / Jay
Test Mode	802.11g_TX_CH 11_ANT 0	Test Voltage	AC 120V/60Hz

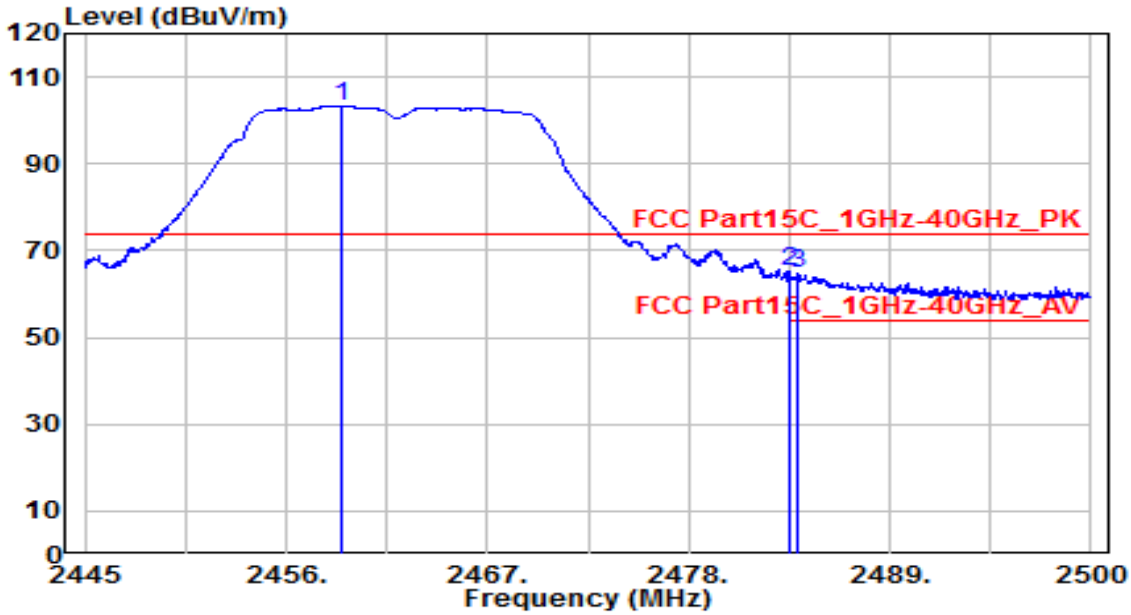

No		Frequency (MHz)	Reading (dBuV)	C.F (dB)	Measurement (dBuV/m)	Margin (dB)	Limit (dBuV/m)	Height (cm)	Angle (deg)	Remark (QP/PK/AV)
1		2459.080	70.78	32.60	103.38	N/A	N/A	125	280	Peak
2	*	2483.500	32.48	32.71	65.19	-8.81	74.00	125	280	Peak
3		2483.940	31.85	32.71	64.56	-9.44	74.00	125	280	Peak

Note:

1. " *", means this data is the worst emission level.
2. C.F (Correction Factor) = Antenna Factor (dB)+ Cable Loss (dB).
3. Measurement (dBuV/m) = Reading(dBuV) + C.F (Correction Factor).
4. The emission levels of other frequencies are very lower than the limit and not show in test report.

EUT	Intelligent Wi-Fi / Bluetooth Sensor Detector	Date of Test	2020-11-24
Factor	BBHA 9120D	Temp. / Humidity	24°C /60%
Polarity	Vertical	Site / Test Engineer	AC1 / Jay
Test Mode	802.11g_TX_CH 11_ANT 0	Test Voltage	AC 120V/60Hz

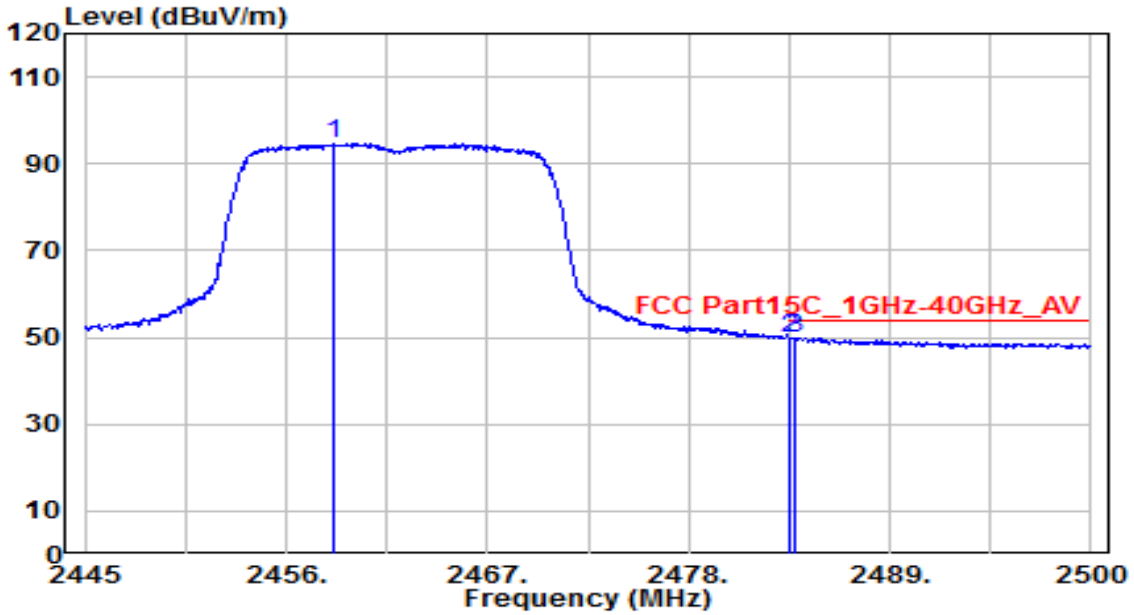

No		Frequency (MHz)	Reading (dBuV)	C.F (dB)	Measurement (dBuV/m)	Margin (dB)	Limit (dBuV/m)	Height (cm)	Angle (deg)	Remark (QP/PK/AV)
1		2458.640	62.11	32.60	94.70	N/A	N/A	125	280	Average
2	*	2483.500	17.30	32.71	50.01	-3.99	54.00	125	280	Average
3		2483.830	17.28	32.71	49.99	-4.01	54.00	125	280	Average

Note:

1. " *", means this data is the worst emission level.
2. C.F (Correction Factor) = Antenna Factor (dB)+ Cable Loss (dB).
3. Measurement (dBuV/m) = Reading(dBuV) + C.F (Correction Factor).
4. The emission levels of other frequencies are very lower than the limit and not show in test report.

EUT	Intelligent Wi-Fi / Bluetooth Sensor Detector	Date of Test	2020-11-24
Factor	BBHA 9120D	Temp. / Humidity	24°C /60%
Polarity	Horizontal	Site / Test Engineer	AC1 / Jay
Test Mode	802.11n-20MHz_TX_CH 1_ANT 0	Test Voltage	AC 120V/60Hz

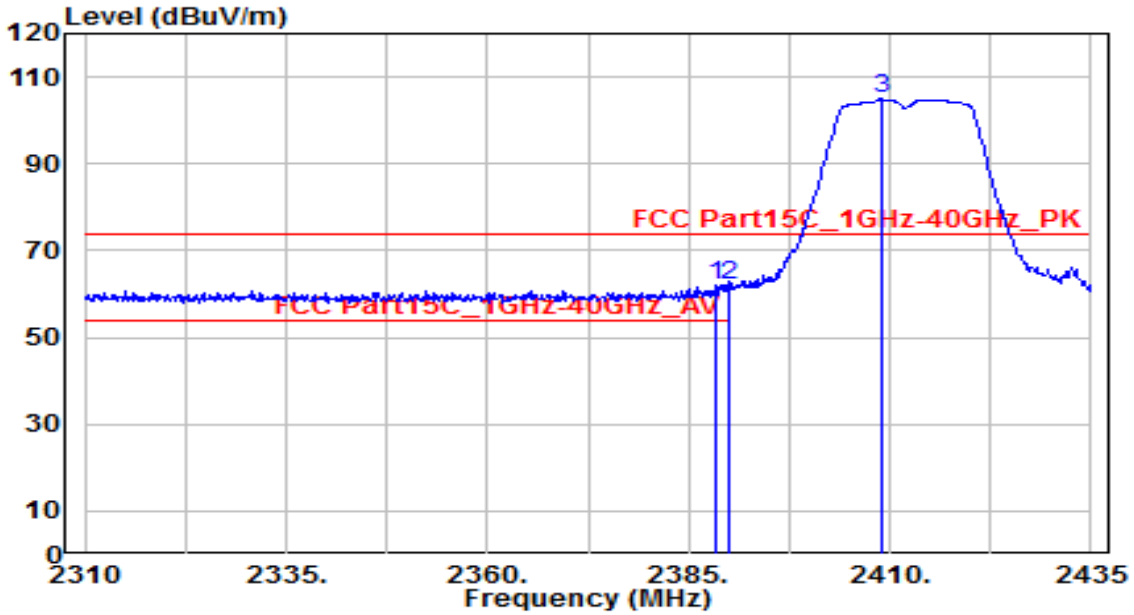

No		Frequency (MHz)	Reading (dBuV)	C.F (dB)	Measurement (dBuV/m)	Margin (dB)	Limit (dBuV/m)	Height (cm)	Angle (deg)	Remark (QP/PK/AV)
1	*	2388.500	29.92	32.29	62.21	-11.79	74.00	175	330	Peak
2		2390.000	29.64	32.30	61.94	-12.06	74.00	175	330	Peak
3		2408.875	72.59	32.38	104.97	N/A	N/A	175	330	Peak

Note:

1. " *", means this data is the worst emission level.
2. C.F (Correction Factor) = Antenna Factor (dB)+ Cable Loss (dB).
3. Measurement (dBuV/m) = Reading(dBuV) + C.F (Correction Factor).
4. The emission levels of other frequencies are very lower than the limit and not show in test report.

EUT	Intelligent Wi-Fi / Bluetooth Sensor Detector	Date of Test	2020-11-24
Factor	BBHA 9120D	Temp. / Humidity	24°C /60%
Polarity	Horizontal	Site / Test Engineer	AC1 / Jay
Test Mode	802.11n-20MHz_TX_CH 1_ANT 0	Test Voltage	AC 120V/60Hz

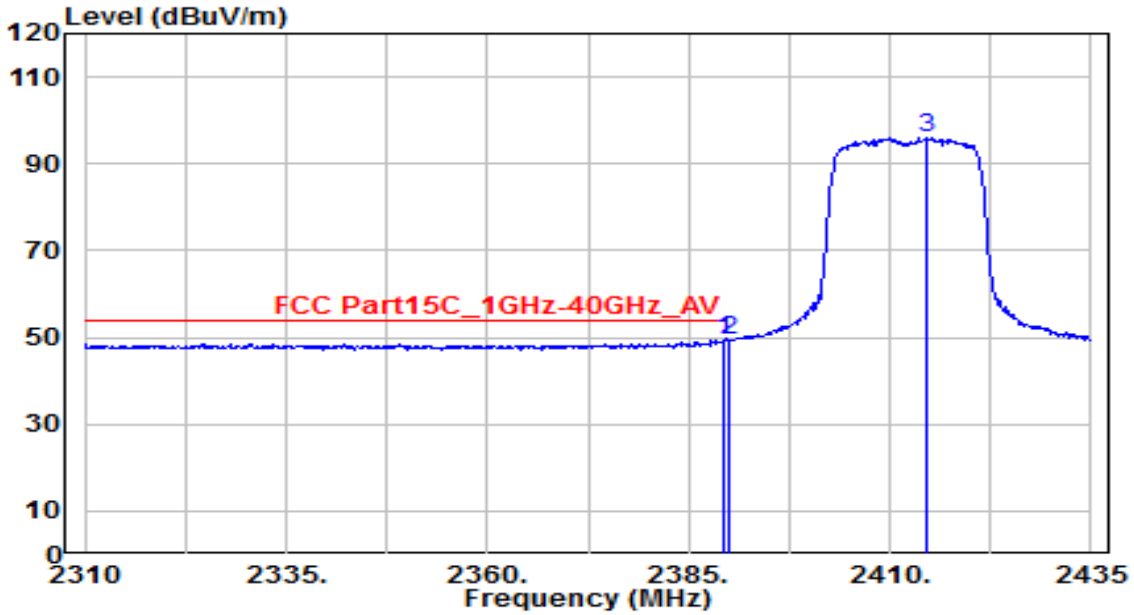

No		Frequency (MHz)	Reading (dBuV)	C.F (dB)	Measurement (dBuV/m)	Margin (dB)	Limit (dBuV/m)	Height (cm)	Angle (deg)	Remark (QP/PK/AV)
1		2389.250	16.95	32.29	49.24	-4.76	54.00	175	330	Average
2	*	2390.000	17.25	32.30	49.54	-4.46	54.00	175	330	Average
3		2414.625	63.46	32.40	95.86	N/A	N/A	175	330	Average

Note:

1. " *", means this data is the worst emission level.
2. C.F (Correction Factor) = Antenna Factor (dB)+ Cable Loss (dB).
3. Measurement (dBuV/m) = Reading(dBuV) + C.F (Correction Factor).
4. The emission levels of other frequencies are very lower than the limit and not show in test report.

EUT	Intelligent Wi-Fi / Bluetooth Sensor Detector	Date of Test	2020-11-24
Factor	BBHA 9120D	Temp. / Humidity	24°C /60%
Polarity	Vertical	Site / Test Engineer	AC1 / Jay
Test Mode	802.11n-20MHz_TX_CH 1_ANT 0	Test Voltage	AC 120V/60Hz

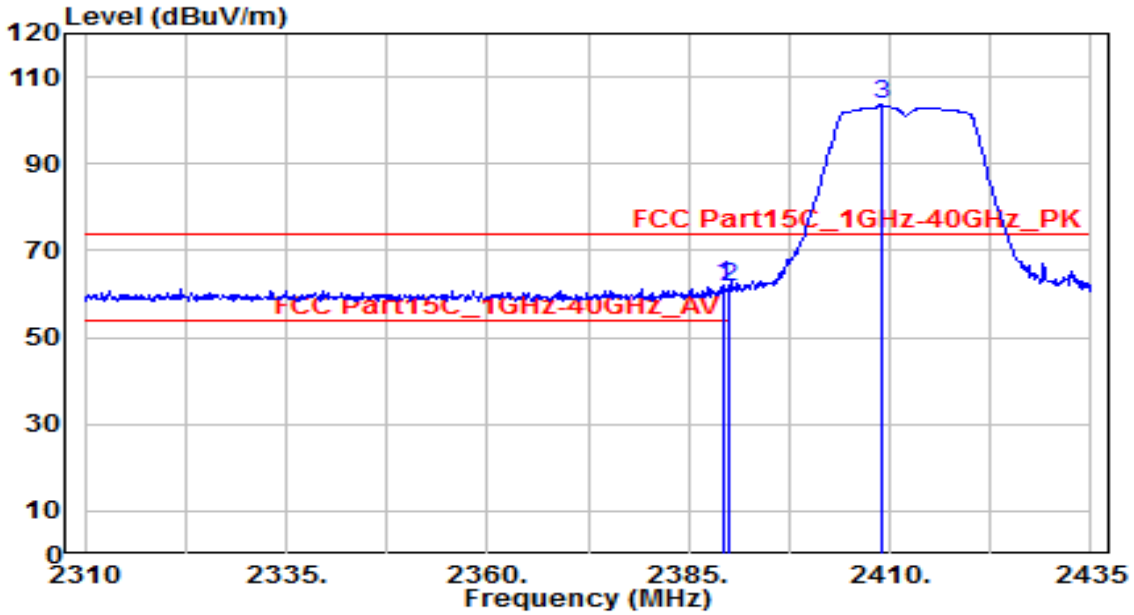

No		Frequency (MHz)	Reading (dBuV)	C.F (dB)	Measurement (dBuV/m)	Margin (dB)	Limit (dBuV/m)	Height (cm)	Angle (deg)	Remark (QP/PK/AV)
1	*	2389.500	29.63	32.29	61.92	-12.08	74.00	125	285	Peak
2		2390.000	29.19	32.30	61.48	-12.52	74.00	125	285	Peak
3		2409.000	71.16	32.38	103.54	N/A	N/A	125	285	Peak

Note:

1. " *", means this data is the worst emission level.
2. C.F (Correction Factor) = Antenna Factor (dB)+ Cable Loss (dB).
3. Measurement (dBuV/m) = Reading(dBuV) + C.F (Correction Factor).
4. The emission levels of other frequencies are very lower than the limit and not show in test report.

EUT	Intelligent Wi-Fi / Bluetooth Sensor Detector	Date of Test	2020-11-24
Factor	BBHA 9120D	Temp. / Humidity	24°C /60%
Polarity	Vertical	Site / Test Engineer	AC1 / Jay
Test Mode	802.11n-20MHz_TX_CH 1_ANT 0	Test Voltage	AC 120V/60Hz

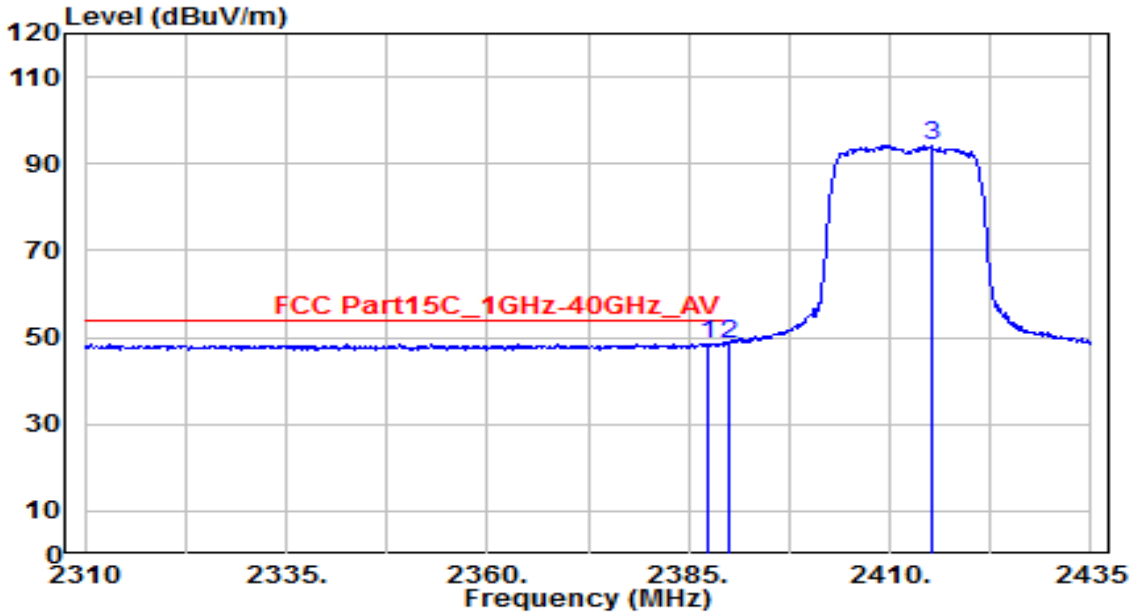

No		Frequency (MHz)	Reading (dBuV)	C.F (dB)	Measurement (dBuV/m)	Margin (dB)	Limit (dBuV/m)	Height (cm)	Angle (deg)	Remark (QP/PK/AV)
1	*	2387.250	16.32	32.28	48.61	-5.39	54.00	125	285	Average
2		2390.000	16.29	32.30	48.58	-5.42	54.00	125	285	Average
3		2415.250	61.95	32.41	94.35	N/A	N/A	125	285	Average

Note:

1. " *", means this data is the worst emission level.
2. C.F (Correction Factor) = Antenna Factor (dB)+ Cable Loss (dB).
3. Measurement (dBuV/m) = Reading(dBuV) + C.F (Correction Factor).
4. The emission levels of other frequencies are very lower than the limit and not show in test report.

EUT	Intelligent Wi-Fi / Bluetooth Sensor Detector	Date of Test	2020-11-24
Factor	BBHA 9120D	Temp. / Humidity	24°C /60%
Polarity	Horizontal	Site / Test Engineer	AC1 / Jay
Test Mode	802.11n-20MHz_TX_CH 11_ANT 0	Test Voltage	AC 120V/60Hz

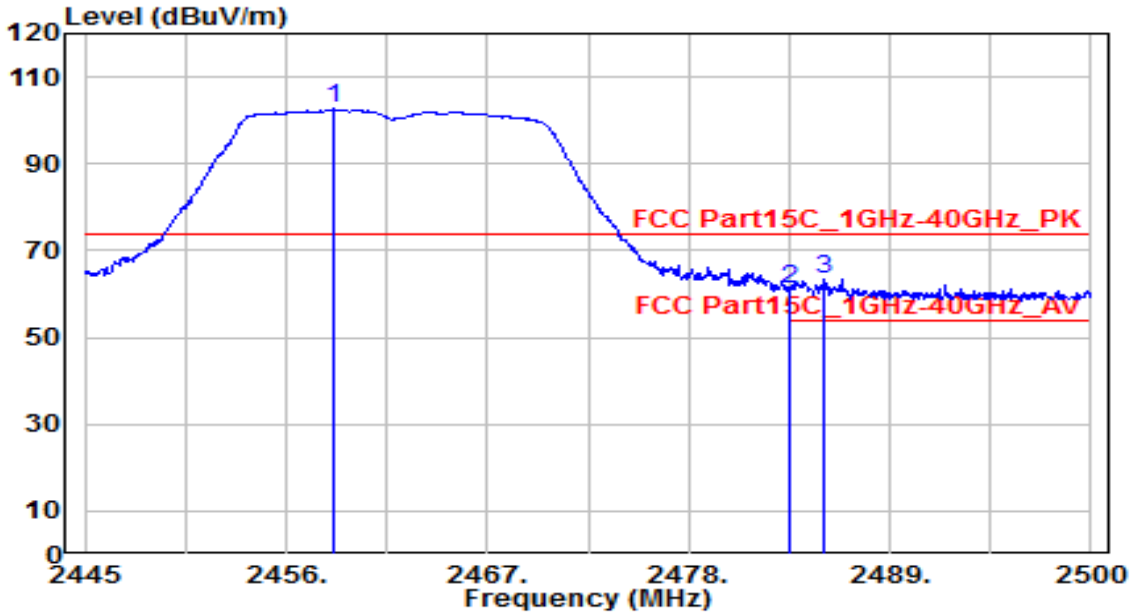

No		Frequency (MHz)	Reading (dBuV)	C.F (dB)	Measurement (dBuV/m)	Margin (dB)	Limit (dBuV/m)	Height (cm)	Angle (deg)	Remark (QP/PK/AV)
1		2458.585	70.01	32.60	102.61	N/A	N/A	150	330	Peak
2		2483.500	28.54	32.71	61.25	-12.75	74.00	150	330	Peak
3	*	2485.425	30.89	32.72	63.60	-10.40	74.00	150	330	Peak

Note:

1. " *", means this data is the worst emission level.
2. C.F (Correction Factor) = Antenna Factor (dB)+ Cable Loss (dB).
3. Measurement (dBuV/m) = Reading(dBuV) + C.F (Correction Factor).
4. The emission levels of other frequencies are very lower than the limit and not show in test report.

EUT	Intelligent Wi-Fi / Bluetooth Sensor Detector	Date of Test	2020-11-24
Factor	BBHA 9120D	Temp. / Humidity	24°C /60%
Polarity	Horizontal	Site / Test Engineer	AC1 / Jay
Test Mode	802.11n-20MHz_TX_CH 11_ANT 0	Test Voltage	AC 120V/60Hz

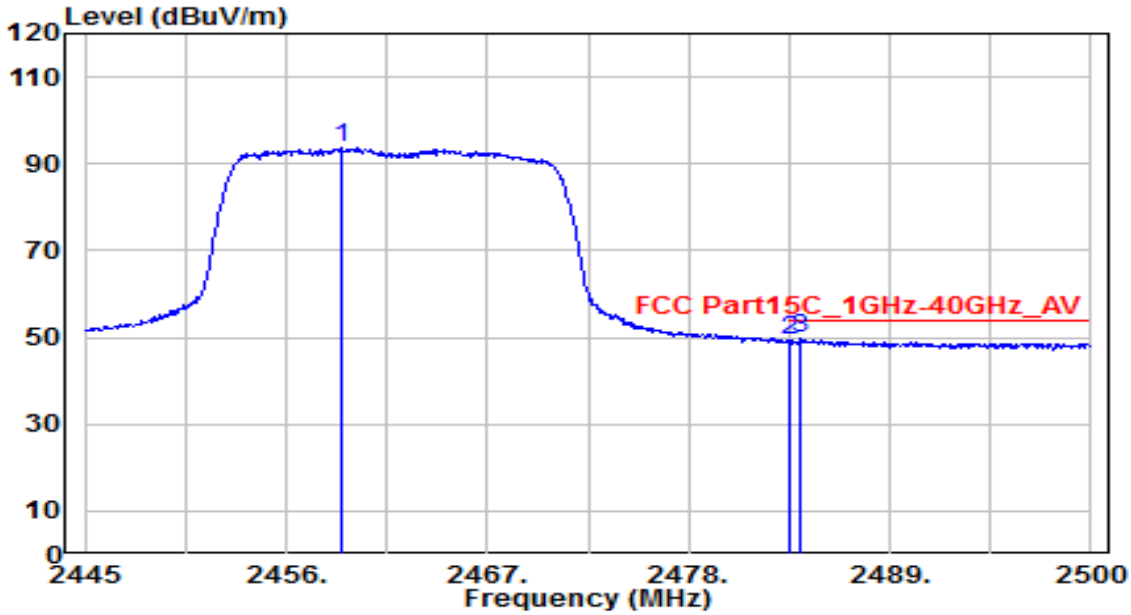

No		Frequency (MHz)	Reading (dBuV)	C.F (dB)	Measurement (dBuV/m)	Margin (dB)	Limit (dBuV/m)	Height (cm)	Angle (deg)	Remark (QP/PK/AV)
1		2459.025	61.02	32.60	93.62	N/A	N/A	150	330	Average
2		2483.500	16.63	32.71	49.34	-4.66	54.00	150	330	Average
3	*	2484.160	16.88	32.71	49.59	-4.41	54.00	150	330	Average

Note:

1. " *", means this data is the worst emission level.
2. C.F (Correction Factor) = Antenna Factor (dB)+ Cable Loss (dB).
3. Measurement (dBuV/m) = Reading(dBuV) + C.F (Correction Factor).
4. The emission levels of other frequencies are very lower than the limit and not show in test report.

EUT	Intelligent Wi-Fi / Bluetooth Sensor Detector	Date of Test	2020-11-24
Factor	BBHA 9120D	Temp. / Humidity	24°C /60%
Polarity	Vertical	Site / Test Engineer	AC1 / Jay
Test Mode	802.11n-20MHz_TX_CH 11_ANT 0	Test Voltage	AC 120V/60Hz

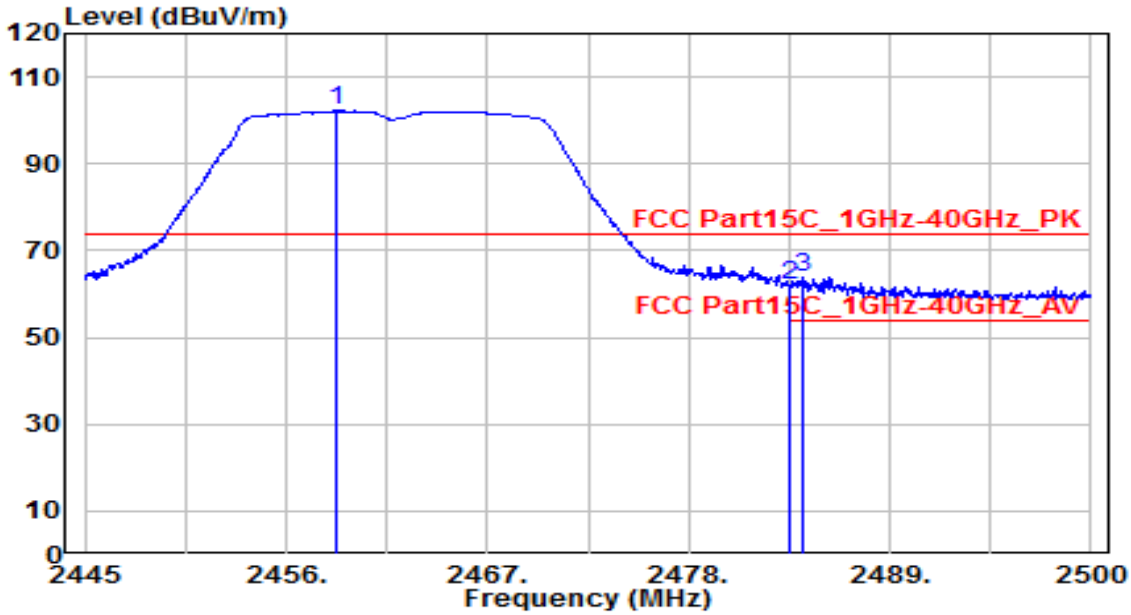

No		Frequency (MHz)	Reading (dBuV)	C.F (dB)	Measurement (dBuV/m)	Margin (dB)	Limit (dBuV/m)	Height (cm)	Angle (deg)	Remark (QP/PK/AV)
1		2458.750	69.85	32.60	102.45	N/A	N/A	125	280	Peak
2		2483.500	29.42	32.71	62.12	-11.88	74.00	125	280	Peak
3	*	2484.215	31.23	32.71	63.94	-10.06	74.00	125	280	Peak

Note:

1. " *", means this data is the worst emission level.
2. C.F (Correction Factor) = Antenna Factor (dB)+ Cable Loss (dB).
3. Measurement (dBuV/m) = Reading(dBuV) + C.F (Correction Factor).
4. The emission levels of other frequencies are very lower than the limit and not show in test report.

EUT	Intelligent Wi-Fi / Bluetooth Sensor Detector	Date of Test	2020-11-24
Factor	BBHA 9120D	Temp. / Humidity	24°C /60%
Polarity	Vertical	Site / Test Engineer	AC1 / Jay
Test Mode	802.11n-20MHz_TX_CH 11_ANT 0	Test Voltage	AC 120V/60Hz

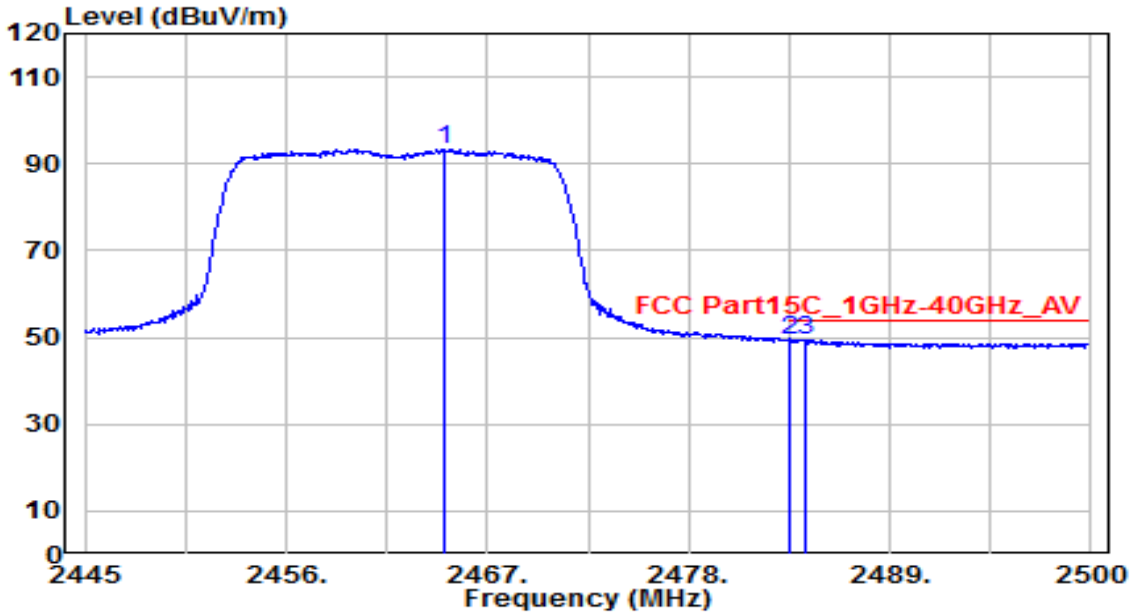

No		Frequency (MHz)	Reading (dBuV)	C.F (dB)	Measurement (dBuV/m)	Margin (dB)	Limit (dBuV/m)	Height (cm)	Angle (deg)	Remark (QP/PK/AV)
1		2464.635	60.69	32.62	93.31	N/A	N/A	125	280	Average
2		2483.500	16.62	32.71	49.32	-4.68	54.00	125	280	Average
3	*	2484.325	16.79	32.71	49.50	-4.50	54.00	125	280	Average

Note:

1. " *", means this data is the worst emission level.
2. C.F (Correction Factor) = Antenna Factor (dB)+ Cable Loss (dB).
3. Measurement (dBuV/m) = Reading(dBuV) + C.F (Correction Factor).
4. The emission levels of other frequencies are very lower than the limit and not show in test report.

EUT	Intelligent Wi-Fi / Bluetooth Sensor Detector	Date of Test	2020-11-24
Factor	BBHA 9120D	Temp. / Humidity	24°C /60%
Polarity	Horizontal	Site / Test Engineer	AC1 / Jay
Test Mode	802.11n-40MHz_TX_CH 3_ANT 0	Test Voltage	AC 120V/60Hz

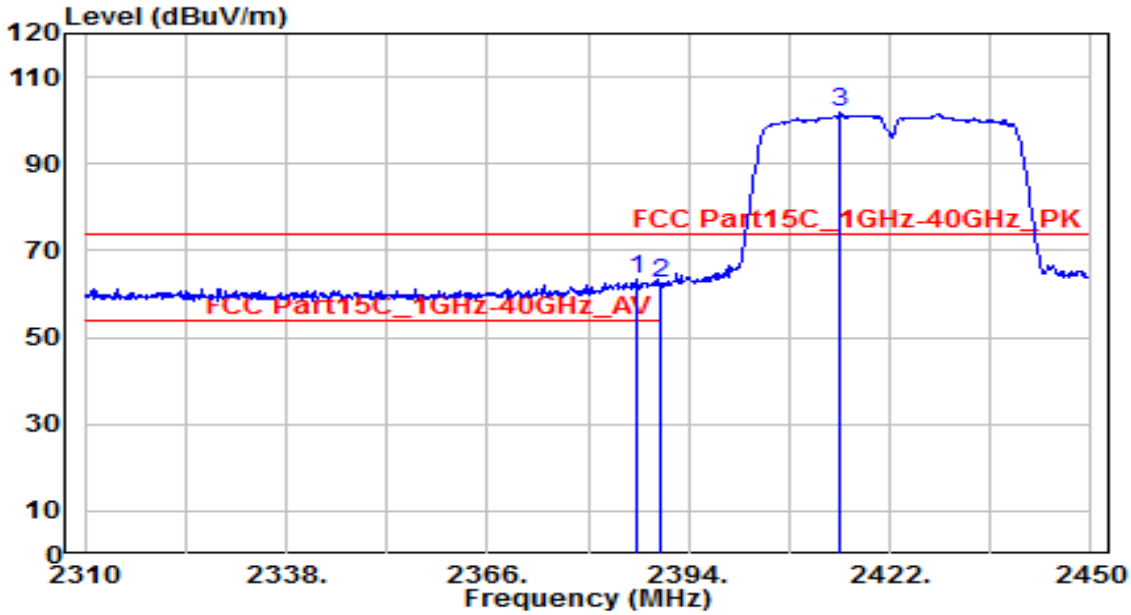

No		Frequency (MHz)	Reading (dBuV)	C.F (dB)	Measurement (dBuV/m)	Margin (dB)	Limit (dBuV/m)	Height (cm)	Angle (deg)	Remark (QP/PK/AV)
1	*	2386.720	31.25	32.28	63.53	-10.47	74.00	170	335	Peak
2		2390.000	30.03	32.30	62.32	-11.68	74.00	170	335	Peak
3		2415.000	69.27	32.41	101.68	N/A	N/A	170	335	Peak

Note:

1. " *", means this data is the worst emission level.
2. C.F (Correction Factor) = Antenna Factor (dB)+ Cable Loss (dB).
3. Measurement (dBuV/m) = Reading(dBuV) + C.F (Correction Factor).
4. The emission levels of other frequencies are very lower than the limit and not show in test report.

EUT	Intelligent Wi-Fi / Bluetooth Sensor Detector	Date of Test	2020-11-24
Factor	BBHA 9120D	Temp. / Humidity	24°C /60%
Polarity	Horizontal	Site / Test Engineer	AC1 / Jay
Test Mode	802.11n-40MHz_TX_CH 3_ANT 0	Test Voltage	AC 120V/60Hz

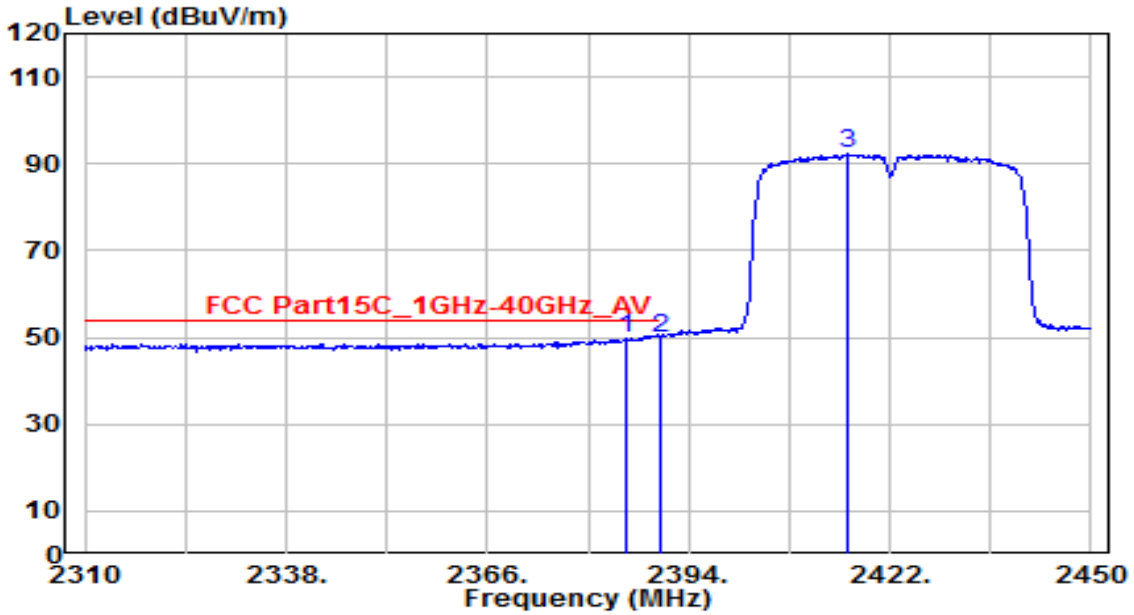

No		Frequency (MHz)	Reading (dBuV)	C.F (dB)	Measurement (dBuV/m)	Margin (dB)	Limit (dBuV/m)	Height (cm)	Angle (deg)	Remark (QP/PK/AV)
1		2385.180	17.58	32.27	49.86	-4.14	54.00	170	335	Average
2	*	2390.000	17.57	32.30	49.87	-4.13	54.00	170	335	Average
3		2415.980	59.82	32.41	92.23	N/A	N/A	170	335	Average

Note:

1. " *", means this data is the worst emission level.
2. C.F (Correction Factor) = Antenna Factor (dB)+ Cable Loss (dB).
3. Measurement (dBuV/m) = Reading(dBuV) + C.F (Correction Factor).
4. The emission levels of other frequencies are very lower than the limit and not show in test report.

EUT	Intelligent Wi-Fi / Bluetooth Sensor Detector	Date of Test	2020-11-24
Factor	BBHA 9120D	Temp. / Humidity	24°C /60%
Polarity	Vertical	Site / Test Engineer	AC1 / Jay
Test Mode	802.11n-40MHz_TX_CH 3_ANT 0	Test Voltage	AC 120V/60Hz

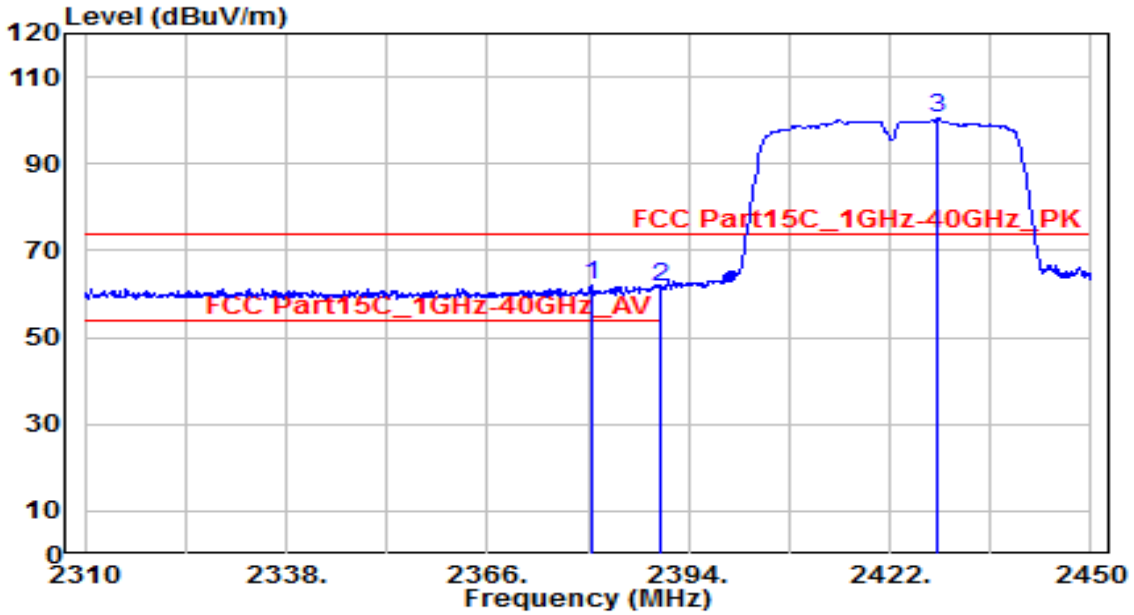

No		Frequency (MHz)	Reading (dBuV)	C.F (dB)	Measurement (dBuV/m)	Margin (dB)	Limit (dBuV/m)	Height (cm)	Angle (deg)	Remark (QP/PK/AV)
1	*	2380.420	29.61	32.25	61.87	-12.13	74.00	110	285	Peak
2		2390.000	29.26	32.30	61.56	-12.44	74.00	110	285	Peak
3		2428.580	67.97	32.47	100.43	N/A	N/A	110	285	Peak

Note:

1. " *", means this data is the worst emission level.
2. C.F (Correction Factor) = Antenna Factor (dB)+ Cable Loss (dB).
3. Measurement (dBuV/m) = Reading(dBuV) + C.F (Correction Factor).
4. The emission levels of other frequencies are very lower than the limit and not show in test report.

EUT	Intelligent Wi-Fi / Bluetooth Sensor Detector	Date of Test	2020-11-24
Factor	BBHA 9120D	Temp. / Humidity	24°C /60%
Polarity	Vertical	Site / Test Engineer	AC1 / Jay
Test Mode	802.11n-40MHz_TX_CH 3_ANT 0	Test Voltage	AC 120V/60Hz

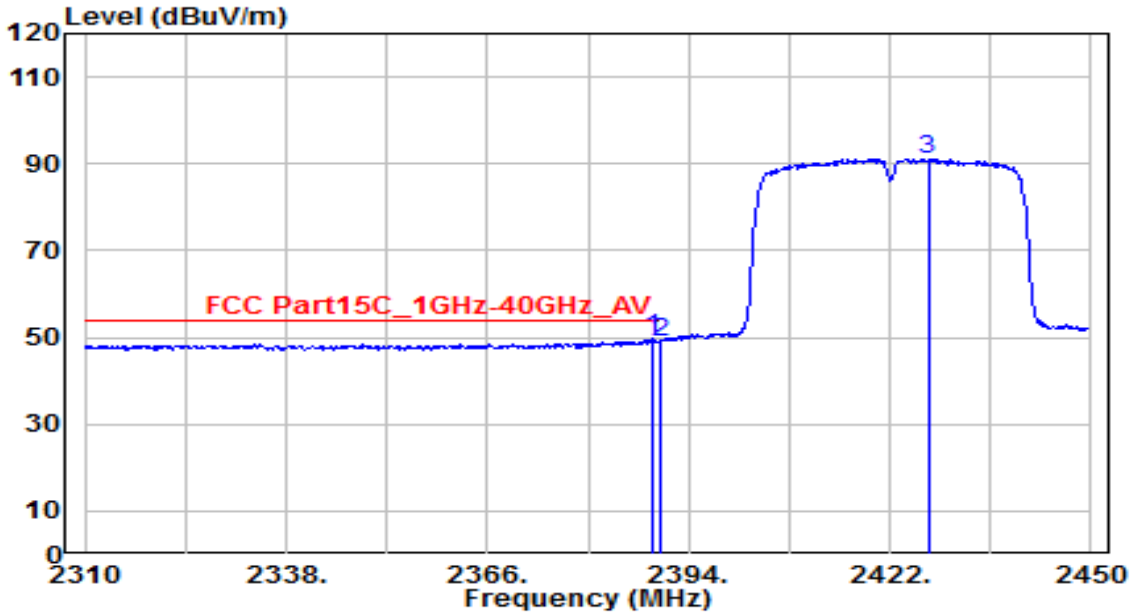

No		Frequency (MHz)	Reading (dBuV)	C.F (dB)	Measurement (dBuV/m)	Margin (dB)	Limit (dBuV/m)	Height (cm)	Angle (deg)	Remark (QP/PK/AV)
1	*	2389.100	17.42	32.29	49.71	-4.29	54.00	110	285	Average
2		2390.000	16.55	32.30	48.85	-5.15	54.00	110	285	Average
3		2427.320	58.71	32.46	91.17	N/A	N/A	110	285	Average

Note:

1. " *", means this data is the worst emission level.
2. C.F (Correction Factor) = Antenna Factor (dB)+ Cable Loss (dB).
3. Measurement (dBuV/m) = Reading(dBuV) + C.F (Correction Factor).
4. The emission levels of other frequencies are very lower than the limit and not show in test report.

EUT	Intelligent Wi-Fi / Bluetooth Sensor Detector	Date of Test	2020-11-24
Factor	BBHA 9120D	Temp. / Humidity	24°C /60%
Polarity	Horizontal	Site / Test Engineer	AC1 / Jay
Test Mode	802.11n-40MHz_TX_CH 9_ANT 0	Test Voltage	AC 120V/60Hz

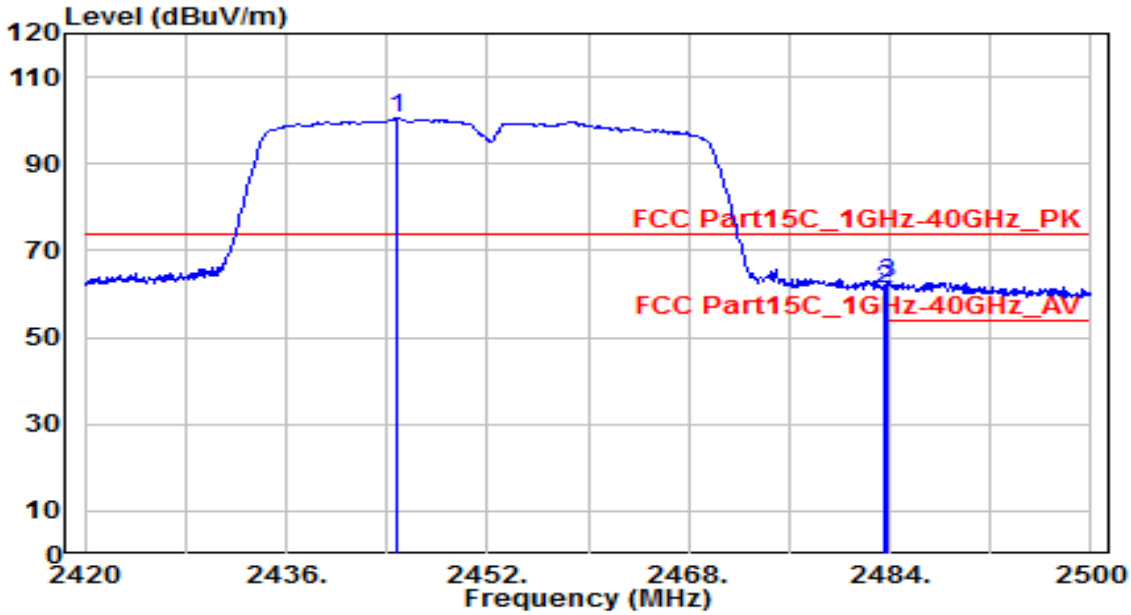

No		Frequency (MHz)	Reading (dBuV)	C.F (dB)	Measurement (dBuV/m)	Margin (dB)	Limit (dBuV/m)	Height (cm)	Angle (deg)	Remark (QP/PK/AV)
1		2444.880	68.18	32.54	100.72	N/A	N/A	160	330	Peak
2		2483.500	28.64	32.71	61.34	-12.66	74.00	160	330	Peak
3	*	2483.840	29.97	32.71	62.67	-11.33	74.00	160	330	Peak

Note:

1. " *", means this data is the worst emission level.
2. C.F (Correction Factor) = Antenna Factor (dB)+ Cable Loss (dB).
3. Measurement (dBuV/m) = Reading(dBuV) + C.F (Correction Factor).
4. The emission levels of other frequencies are very lower than the limit and not show in test report.

EUT	Intelligent Wi-Fi / Bluetooth Sensor Detector	Date of Test	2020-11-24
Factor	BBHA 9120D	Temp. / Humidity	24°C /60%
Polarity	Horizontal	Site / Test Engineer	AC1 / Jay
Test Mode	802.11n-40MHz_TX_CH 9_ANT 0	Test Voltage	AC 120V/60Hz

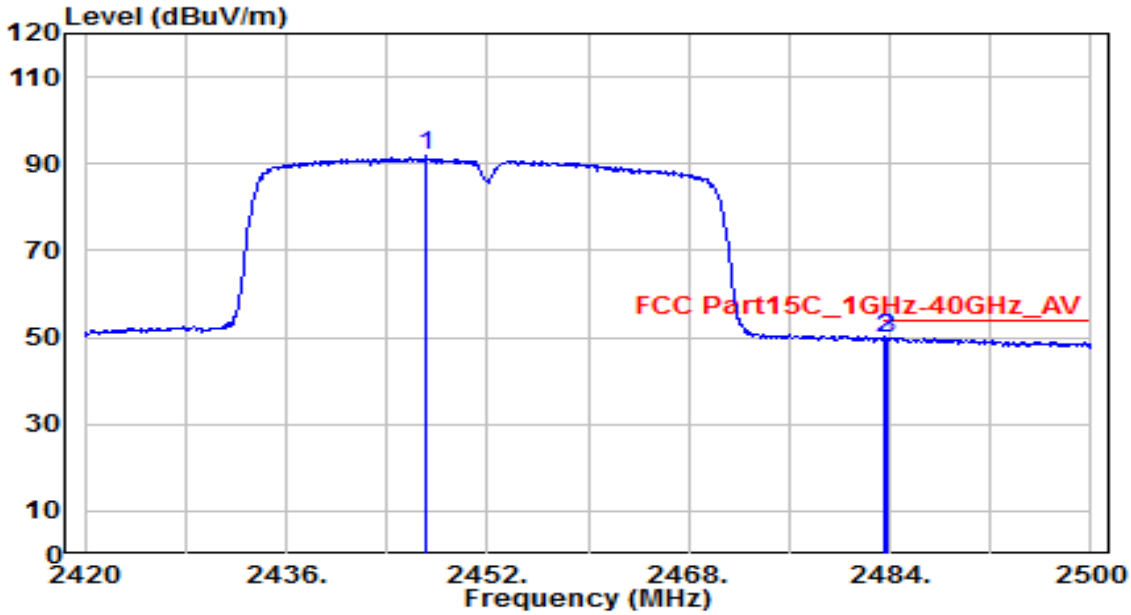

No		Frequency (MHz)	Reading (dBuV)	C.F (dB)	Measurement (dBuV/m)	Margin (dB)	Limit (dBuV/m)	Height (cm)	Angle (deg)	Remark (QP/PK/AV)
1		2447.200	59.19	32.55	91.74	N/A	N/A	160	330	Average
2		2483.500	16.97	32.71	49.67	-4.33	54.00	160	330	Average
3	*	2483.840	17.29	32.71	50.00	-4.00	54.00	160	330	Average

Note:

1. " *", means this data is the worst emission level.
2. C.F (Correction Factor) = Antenna Factor (dB)+ Cable Loss (dB).
3. Measurement (dBuV/m) = Reading(dBuV) + C.F (Correction Factor).
4. The emission levels of other frequencies are very lower than the limit and not show in test report.

EUT	Intelligent Wi-Fi / Bluetooth Sensor Detector	Date of Test	2020-11-24
Factor	BBHA 9120D	Temp. / Humidity	24°C /60%
Polarity	Vertical	Site / Test Engineer	AC1 / Jay
Test Mode	802.11n-40MHz_TX_CH 9_ANT 0	Test Voltage	AC 120V/60Hz

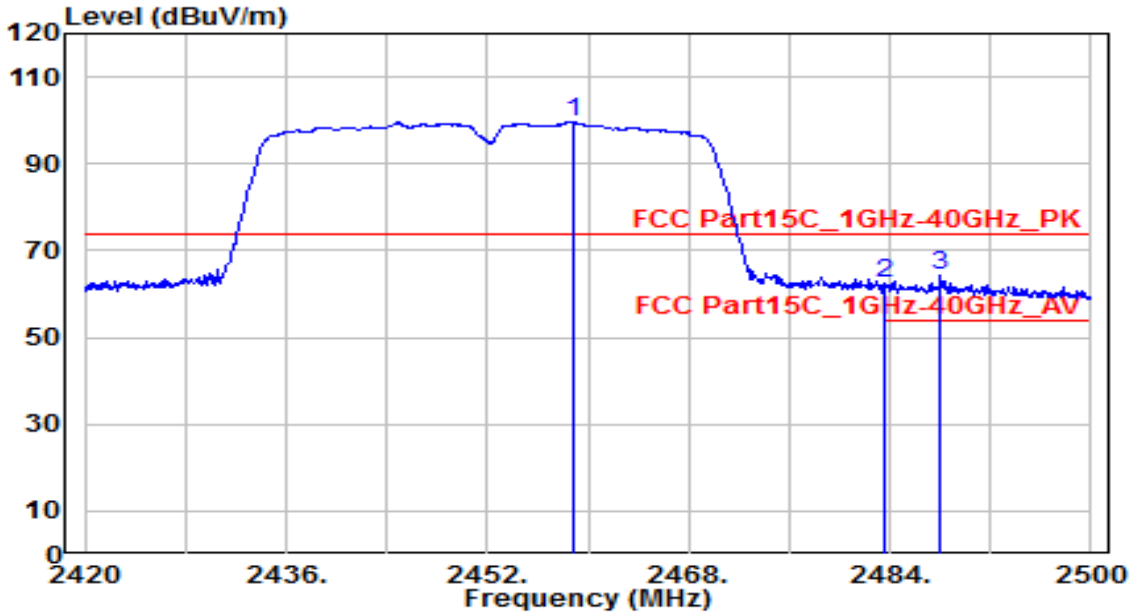

No		Frequency (MHz)	Reading (dBuV)	C.F (dB)	Measurement (dBuV/m)	Margin (dB)	Limit (dBuV/m)	Height (cm)	Angle (deg)	Remark (QP/PK/AV)
1		2458.800	67.17	32.60	99.77	N/A	N/A	130	280	Peak
2		2483.500	29.76	32.71	62.47	-11.53	74.00	130	280	Peak
3	*	2488.080	31.65	32.73	64.37	-9.63	74.00	130	280	Peak

Note:

1. " *", means this data is the worst emission level.
2. C.F (Correction Factor) = Antenna Factor (dB)+ Cable Loss (dB).
3. Measurement (dBuV/m) = Reading(dBuV) + C.F (Correction Factor).
4. The emission levels of other frequencies are very lower than the limit and not show in test report.

EUT	Intelligent Wi-Fi / Bluetooth Sensor Detector	Date of Test	2020-11-24
Factor	BBHA 9120D	Temp. / Humidity	24°C /60%
Polarity	Vertical	Site / Test Engineer	AC1 / Jay
Test Mode	802.11n-40MHz_TX_CH 9_ANT 0	Test Voltage	AC 120V/60Hz

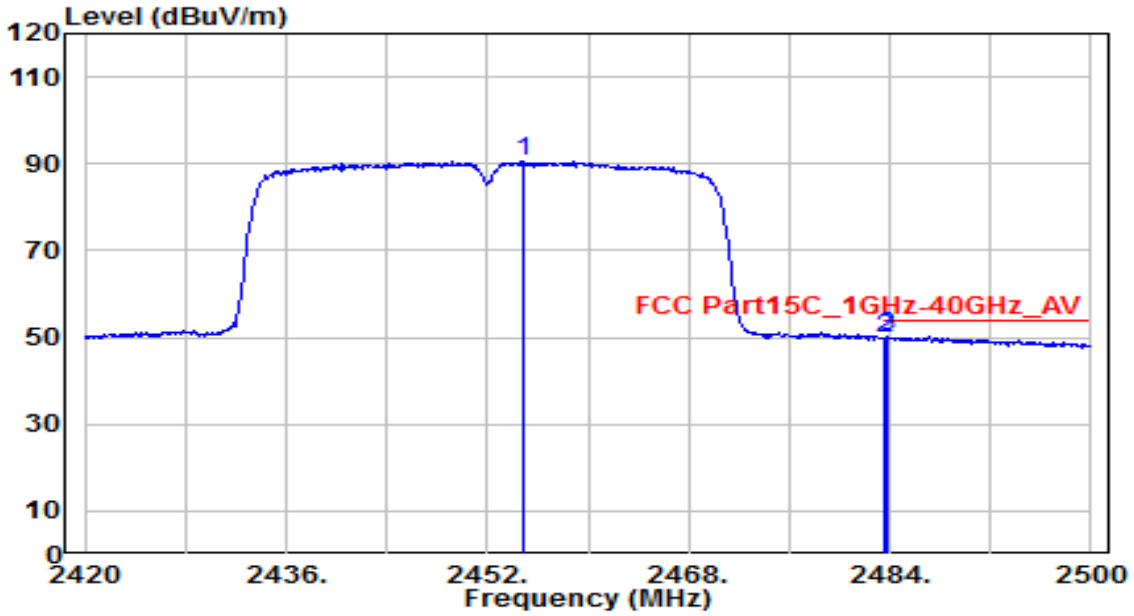

No		Frequency (MHz)	Reading (dBuV)	C.F (dB)	Measurement (dBuV/m)	Margin (dB)	Limit (dBuV/m)	Height (cm)	Angle (deg)	Remark (QP/PK/AV)
1		2454.880	57.97	32.58	90.55	N/A	N/A	130	280	Average
2		2483.500	17.04	32.71	49.75	-4.25	54.00	130	280	Average
3	*	2483.840	17.49	32.71	50.20	-3.80	54.00	130	280	Average

Note:

1. " *", means this data is the worst emission level.
2. C.F (Correction Factor) = Antenna Factor (dB)+ Cable Loss (dB).
3. Measurement (dBuV/m) = Reading(dBuV) + C.F (Correction Factor).
4. The emission levels of other frequencies are very lower than the limit and not show in test report.

7.8. AC Conducted Emissions Measurement

7.8.1. Test Limit

FCC Part 15 Subpart C Paragraph 15.207 / RSS-Gen Limits		
Frequency (MHz)	QP (dBμV)	Average (dBμV)
0.15 - 0.50	66 - 56	56 - 46
0.50 - 5.0	56	46
5.0 - 30	60	50

Note 1: The lower limit shall apply at the transition frequencies.

Note 2: The limit decreases linearly with the logarithm of the frequency in the range 0.15MHz to 0.5MHz.

7.8.2. Test Setup

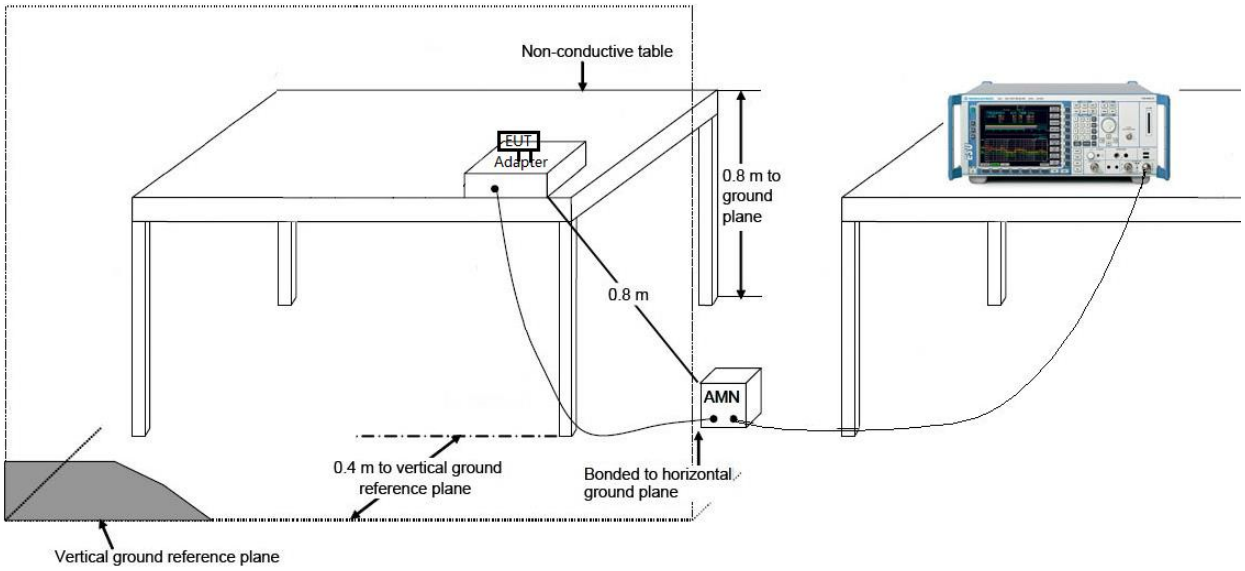

7.8.3. Test Result

EUT	Intelligent Wi-Fi / Bluetooth Sensor Detector	Date of Test	2020-11-25
Factor	CE_ENV216-L1 (Filter ON)	Temp. / Humidity	24.8°C /66%
Polarity	Line1	Site / Test Engineer	SR2 / Peter
Test Mode	802.11n-20_TX_CH6_ANT0	Test Voltage	AC 120V/60Hz

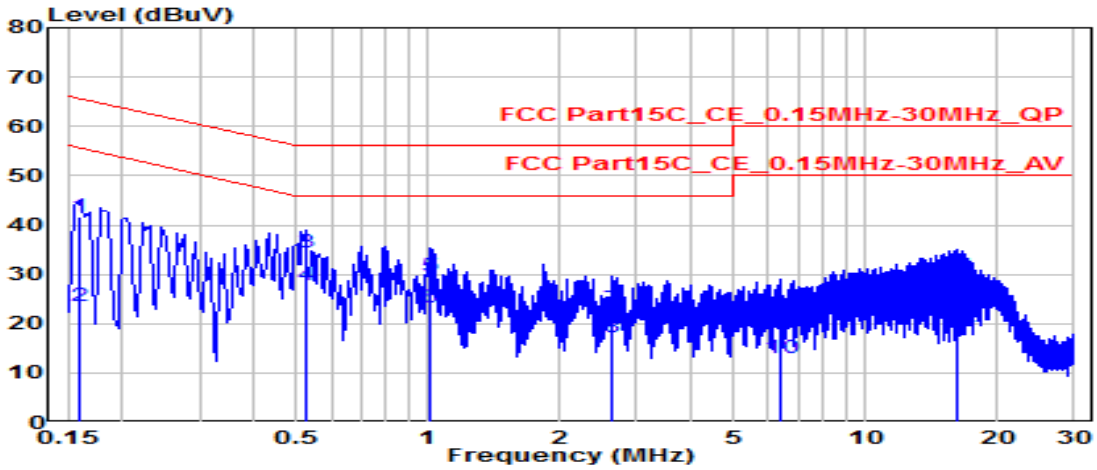

No		Frequency (MHz)	Reading (dBuV)	C.F (dB)	Measurement (dBuV/m)	Margin (dB)	Limit (dBuV/m)	Remark (QP/PK/AV)
1		0.159	31.94	9.61	41.55	-23.97	65.52	QP
2		0.159	13.88	9.61	23.49	-32.03	55.52	Average
3	*	0.523	24.86	9.63	34.49	-21.51	56.00	QP
4	*	0.523	18.03	9.63	27.66	-18.34	46.00	Average
5		1.009	20.03	9.66	29.69	-26.31	56.00	QP
6		1.009	13.46	9.66	23.12	-22.88	46.00	Average
7		2.643	13.27	9.70	22.97	-33.03	56.00	QP
8		2.643	7.54	9.70	17.24	-28.76	46.00	Average
9		6.431	10.31	9.78	20.09	-39.91	60.00	QP
10		6.431	3.08	9.78	12.86	-37.14	50.00	Average
11		16.195	19.74	9.94	29.68	-30.32	60.00	QP
12		16.195	9.26	9.94	19.21	-30.79	50.00	Average

Note:

1. " *", means this data is the worst emission level.
2. C.F (Correction Factor) = Antenna Factor (dB)+ Cable Loss (dB).
3. Measurement (dBuV/m) = Reading(dBuV) + C.F (Correction Factor).

EUT	Intelligent Wi-Fi / Bluetooth Sensor Detector	Date of Test	2020-11-25
Factor	CE_ENV216-N (Filter ON)	Temp. / Humidity	24.8°C /66%
Polarity	Neutral	Site / Test Engineer	SR2 / Peter
Test Mode	802.11n-20_TX_CH6_ANT0	Test Voltage	AC 120V/60Hz

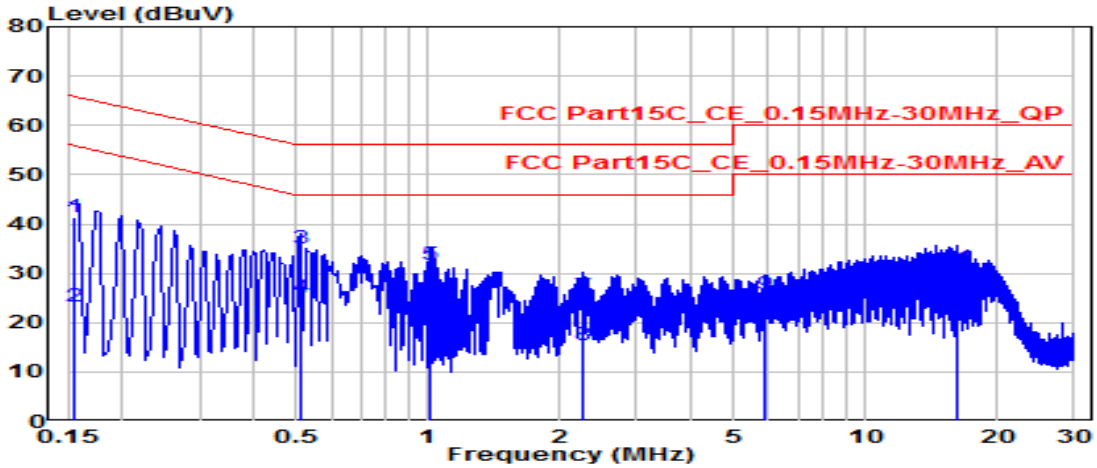

No		Frequency (MHz)	Reading (dBuV)	C.F (dB)	Measurement (dBuV/m)	Margin (dB)	Limit (dBuV/m)	Remark (QP/PK/AV)
1		0.154	31.87	9.62	41.49	-24.27	65.75	QP
2		0.154	13.74	9.62	23.37	-32.39	55.75	Average
3	*	0.510	25.51	9.64	35.16	-20.84	56.00	QP
4	*	0.510	15.29	9.64	24.93	-21.07	46.00	Average
5		1.005	21.95	9.67	31.62	-24.38	56.00	QP
6		1.005	9.60	9.67	19.27	-26.73	46.00	Average
7		2.265	15.81	9.70	25.51	-30.49	56.00	QP
8		2.265	5.56	9.70	15.26	-30.74	46.00	Average
9		5.914	16.00	9.78	25.78	-34.22	60.00	QP
10		5.914	9.90	9.78	19.67	-30.33	50.00	Average
11		16.114	21.02	10.00	31.02	-28.98	60.00	QP
12		16.114	12.05	10.00	22.05	-27.95	50.00	Average

Note:

1. " *", means this data is the worst emission level.
2. C.F (Correction Factor) = Antenna Factor (dB)+ Cable Loss (dB).
3. Measurement (dBuV/m) = Reading(dBuV) + C.F (Correction Factor).

EUT	Intelligent Wi-Fi / Bluetooth Sensor Detector	Date of Test	2020-11-25
Factor	CE_ENV216-L1 (Filter ON)	Temp. / Humidity	24.8°C /66%
Polarity	Line1	Site / Test Engineer	SR2 / Peter
Test Mode	802.11n-20_TX_CH6_ANT0	Test Voltage	AC 240V/60Hz

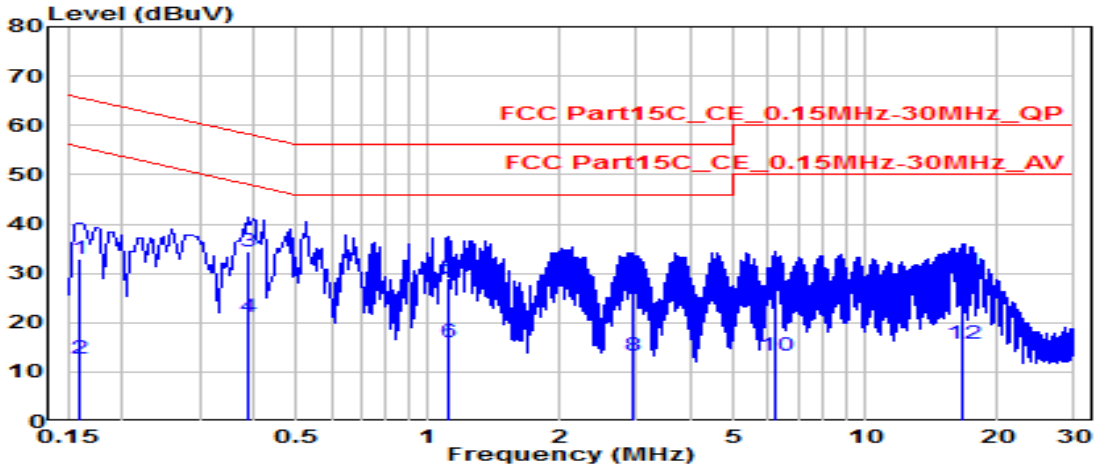

No		Frequency (MHz)	Reading (dBuV)	C.F (dB)	Measurement (dBuV/m)	Margin (dB)	Limit (dBuV/m)	Remark (QP/PK/AV)
1		0.159	23.21	9.61	32.82	-32.69	65.52	QP
2		0.159	3.22	9.61	12.83	-42.69	55.52	Average
3	*	0.388	24.90	9.62	34.52	-23.57	58.10	QP
4	*	0.388	11.59	9.62	21.21	-26.89	48.10	Average
5		1.113	19.22	9.66	28.89	-27.11	56.00	QP
6		1.113	6.29	9.66	15.96	-30.04	46.00	Average
7		2.931	15.81	9.70	25.51	-30.49	56.00	QP
8		2.931	3.67	9.70	13.37	-32.63	46.00	Average
9		6.247	15.82	9.77	25.59	-34.41	60.00	QP
10		6.247	3.41	9.77	13.18	-36.82	50.00	Average
11		16.699	20.50	9.95	30.45	-29.55	60.00	QP
12		16.699	5.77	9.95	15.72	-34.28	50.00	Average

Note:

1. " *", means this data is the worst emission level.
2. C.F (Correction Factor) = Antenna Factor (dB)+ Cable Loss (dB).
3. Measurement (dBuV/m) = Reading(dBuV) + C.F (Correction Factor).

EUT	Intelligent Wi-Fi / Bluetooth Sensor Detector	Date of Test	2020-11-25
Factor	CE_ENV216-N (Filter ON)	Temp. / Humidity	24.8°C /66%
Polarity	Neutral	Site / Test Engineer	SR2 / Peter
Test Mode	802.11n-20_TX_CH6_ANT0	Test Voltage	AC 240V/60Hz

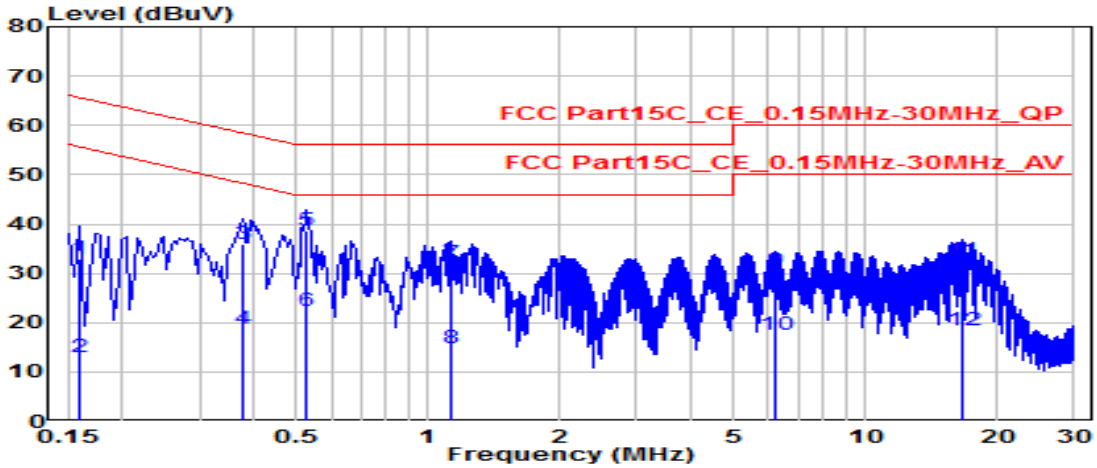

No		Frequency (MHz)	Reading (dBuV)	C.F (dB)	Measurement (dBuV/m)	Margin (dB)	Limit (dBuV/m)	Remark (QP/PK/AV)
1		0.159	23.20	9.62	32.82	-32.70	65.52	QP
2		0.159	3.42	9.62	13.04	-42.48	55.52	Average
3		0.375	26.17	9.63	35.81	-22.58	58.39	QP
4		0.375	9.14	9.63	18.77	-29.62	48.39	Average
5	*	0.528	29.07	9.64	38.72	-17.28	56.00	QP
6	*	0.528	12.82	9.64	22.46	-23.54	46.00	Average
7		1.122	22.37	9.67	32.04	-23.96	56.00	QP
8		1.122	5.01	9.67	14.68	-31.32	46.00	Average
9		6.233	20.56	9.78	30.34	-29.66	60.00	QP
10		6.233	7.77	9.78	17.55	-32.45	50.00	Average
11		16.641	22.72	10.01	32.73	-27.27	60.00	QP
12		16.641	8.42	10.01	18.43	-31.57	50.00	Average

Note:

1. " *", means this data is the worst emission level.
2. C.F (Correction Factor) = Antenna Factor (dB)+ Cable Loss (dB).
3. Measurement (dBuV/m) = Reading(dBuV) + C.F (Correction Factor).

8. CONCLUSION

The data collected relate only the item(s) tested and show that the **Intelligent Wi-Fi / Bluetooth Sensor Detector** is in compliance with Part 15C of the FCC Rules.

The End