Appendix D.6: Band edge measurements

Test Result B1

TestMode	Antenna	ChName	Freq(MHz)	Result[dBm]	Limit[dBm]	Verdict
11A	Ant1	Low	5180	-30.23	≤-27	PASS
		High	5240	-37.65	≤-27	PASS
11N20SISO	Ant1	Low	5180	-36.87	≤-27	PASS
		High	5240	-37.96	≤-27	PASS
11N40SISO	Ant1	Low	5190	-31.54	≤-27	PASS
		High	5230	-37.41	≤-27	PASS
11AC20SISO	Ant1	Low	5180	-34.56	≤-27	PASS
		High	5240	-36.6	≤-27	PASS
11AC40SISO	Ant1	Low	5190	-31.93	≤-27	PASS
		High	5230	-37.13	≤-27	PASS
11AC80SISO	Ant1	Low	5210	-27.56	≤-27	PASS
		High	5210	-37.78	≤-27	PASS
11AX20SISO	Ant1	Low	5180	-31.71	≤-27	PASS
		High	5240	-37.66	≤-27	PASS
11AX40SISO	Ant1	Low	5190	-35.58	≤-27	PASS
		High	5230	-36.69	≤-27	PASS
11AX80SISO	Ant1	Low	5210	-33.44	≤-27	PASS
		High	5210	-38.09	≤-27	PASS

Test Graphs B1

11A_Ant1_Low_5180

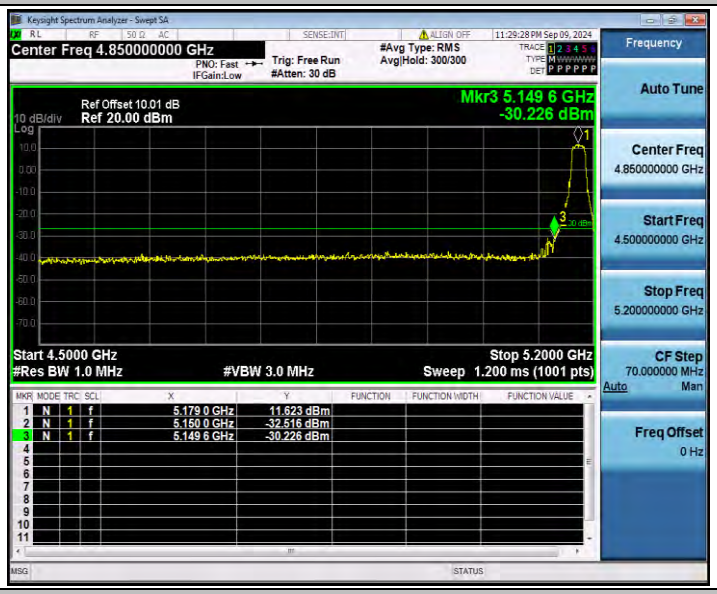

11A_Ant1_High_5240

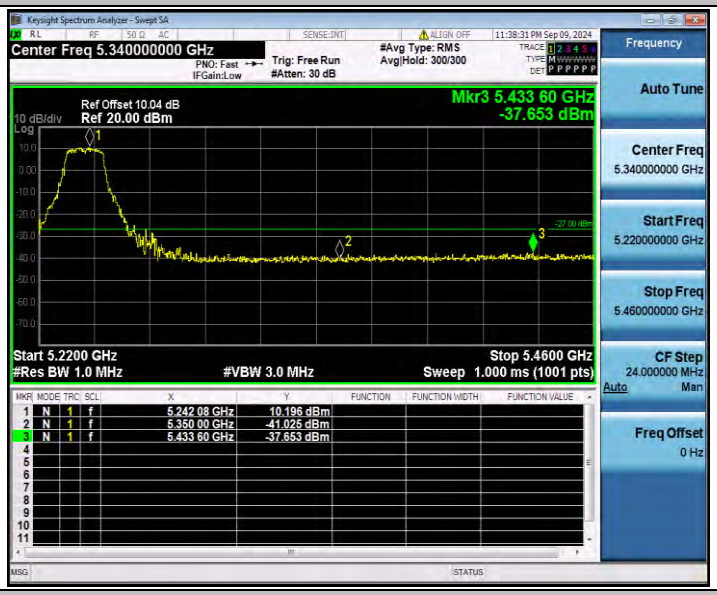

11N20SISO_Ant1_Low_5180

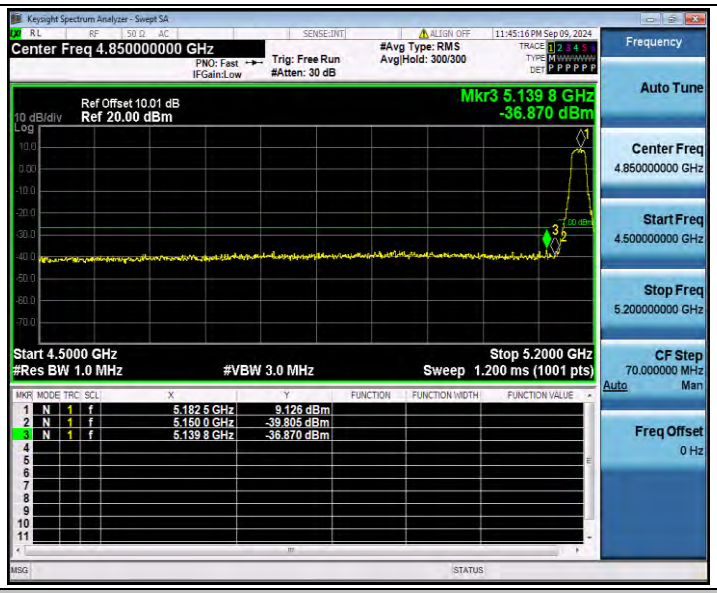

11N20SISO_Ant1_High_5240

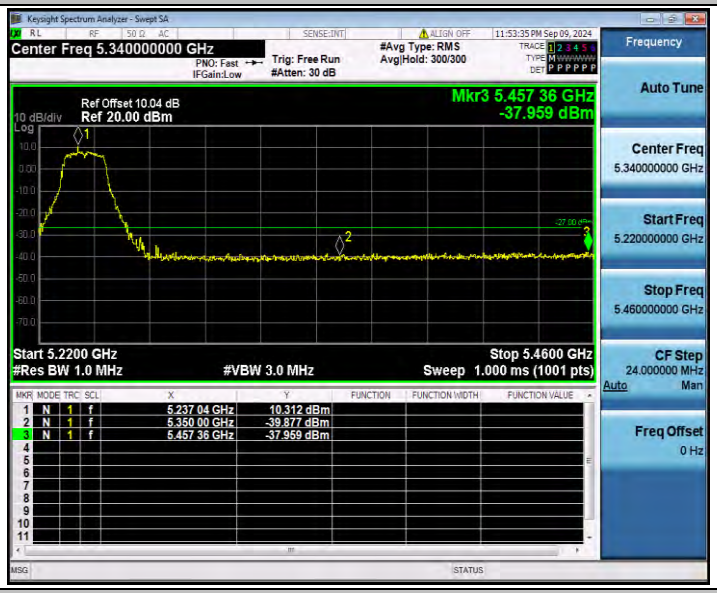

11N40SISO_Ant1_Low_5190

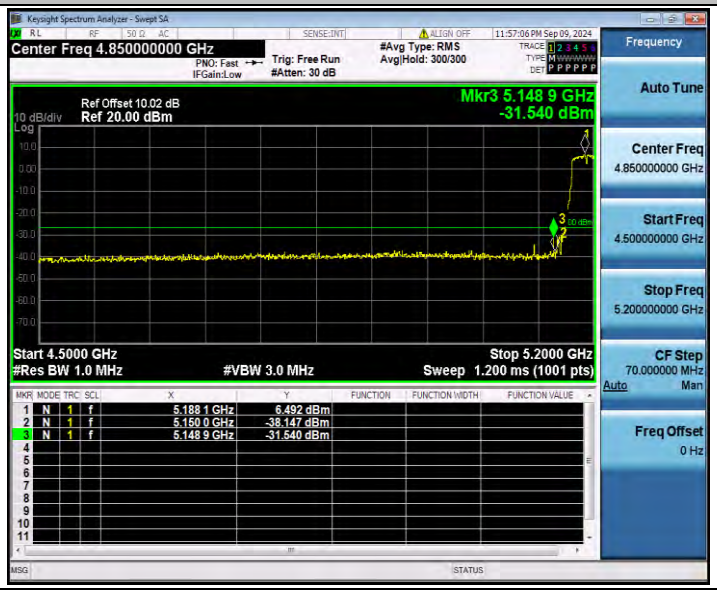

11N40SISO_Ant1_High_5230

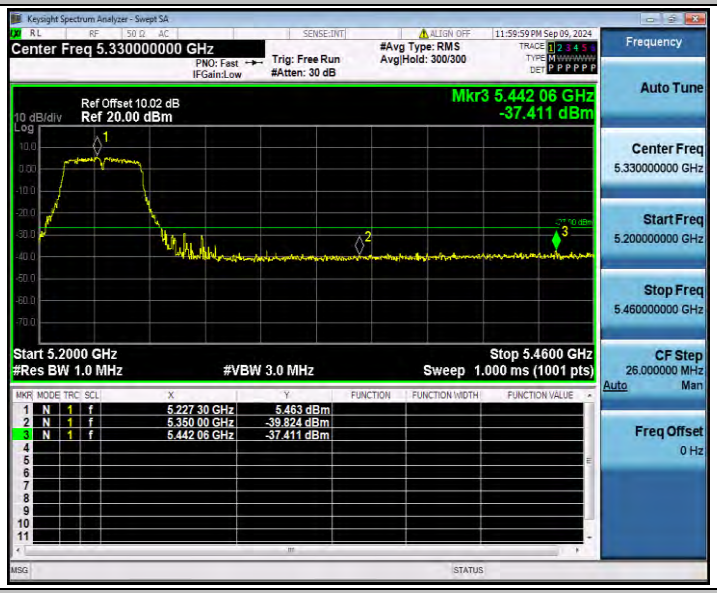

11AC20SISO_Ant1_Low_5180

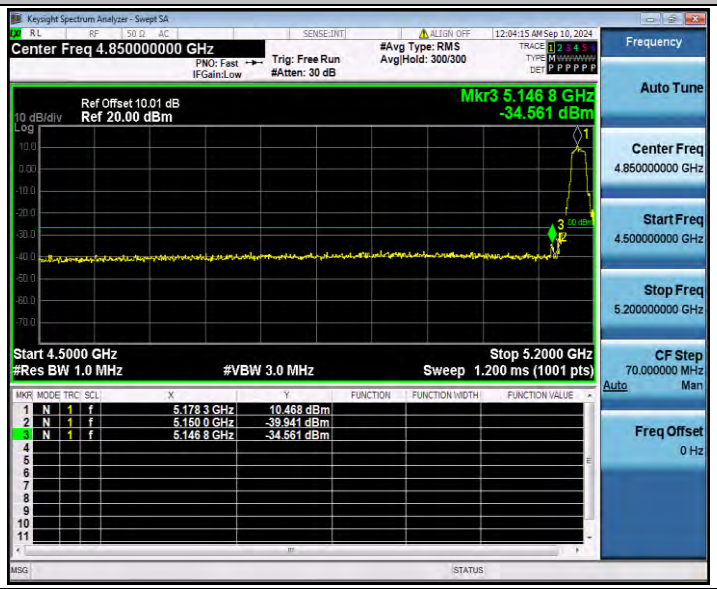

11AC20SISO_Ant1_High_5240

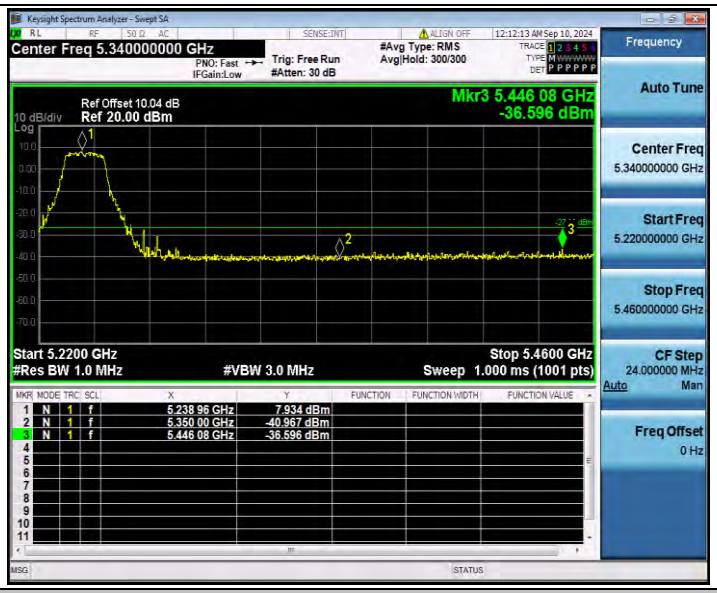

11AC40SISO_Ant1_Low_5190

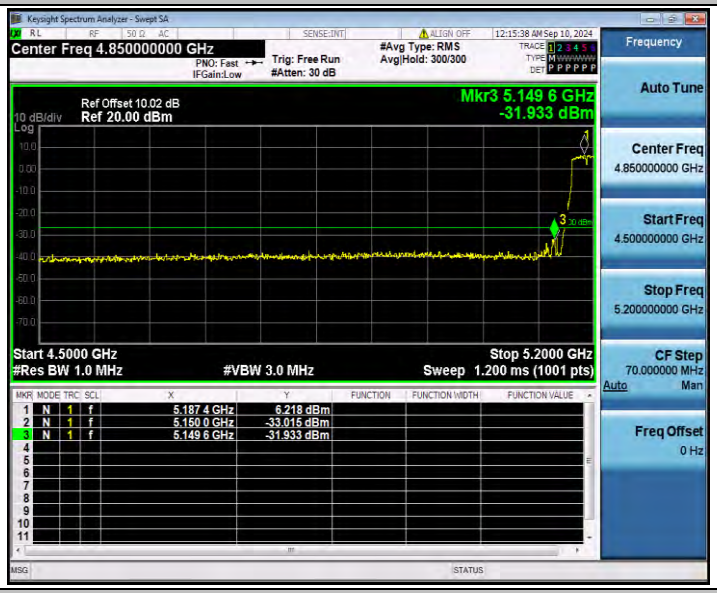

11AC40SISO_Ant1_High_5230

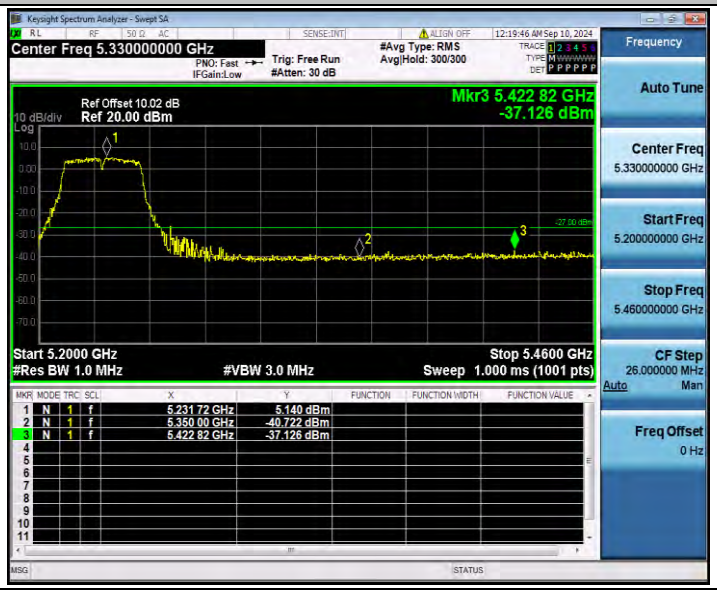

11AC80SISO_Ant1_Low_5210

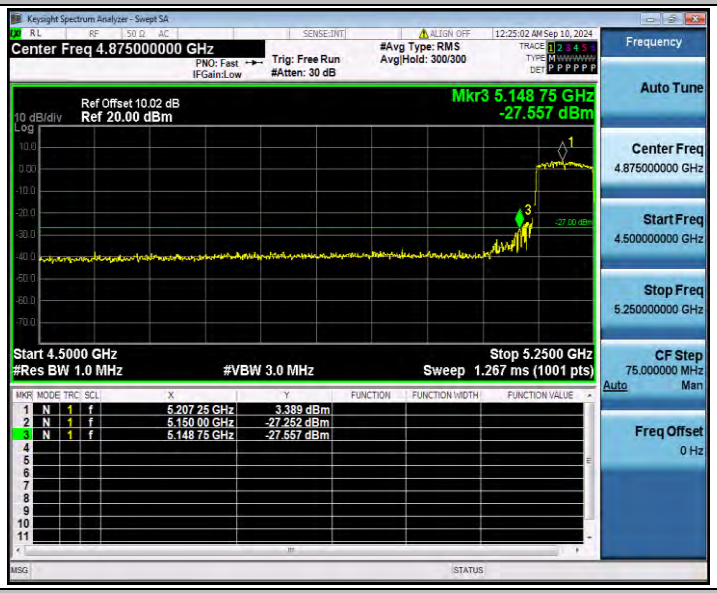

11AC80SISO_Ant1_High_5210

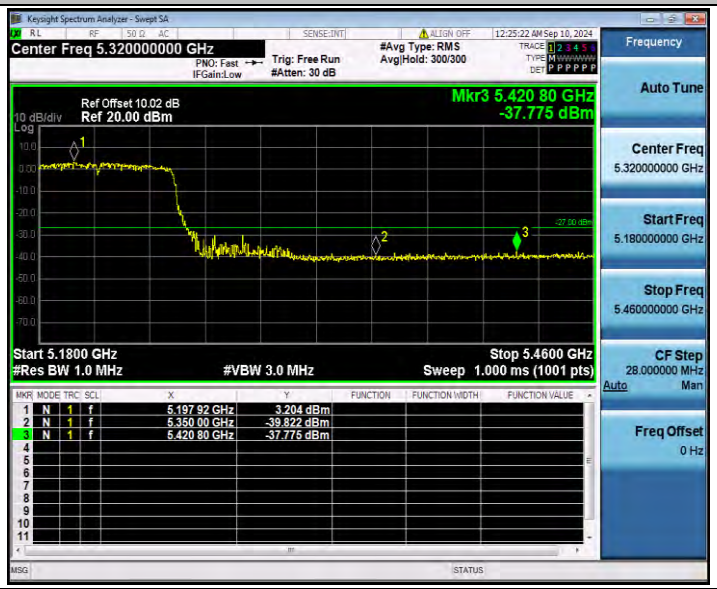

11AX20SISO_Ant1_Low_5180

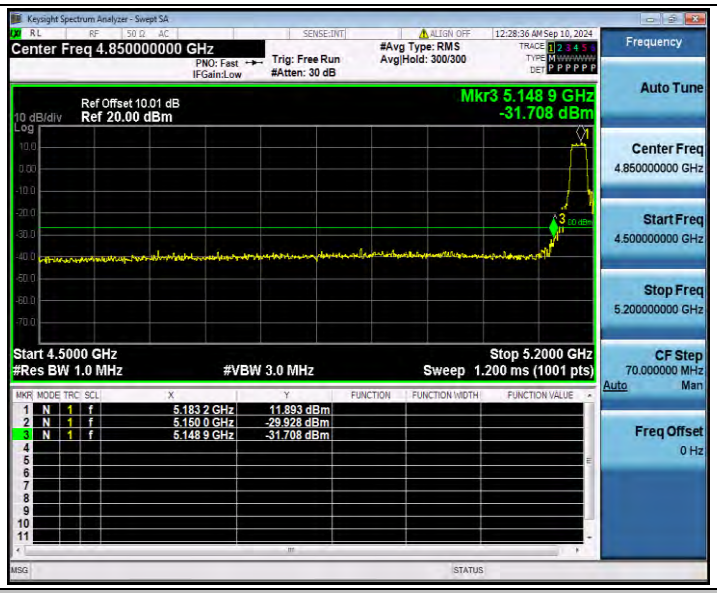

11AX20SISO_Ant1_High_5240

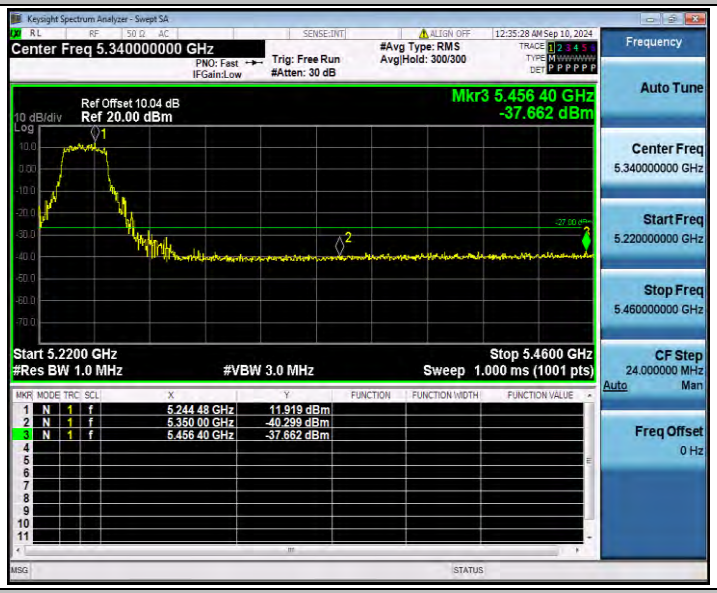

11AX40SISO_Ant1_Low_5190

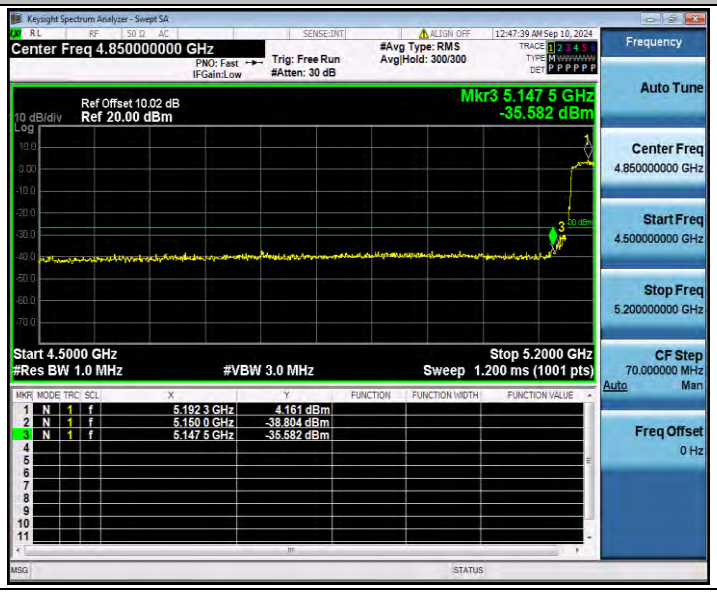

11AX40SISO_Ant1_High_5230

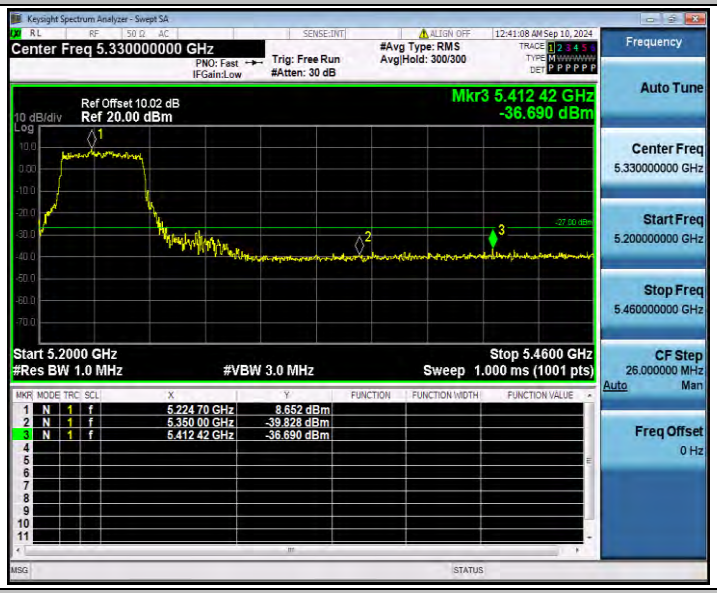

11AX80SISO_Ant1_Low_5210

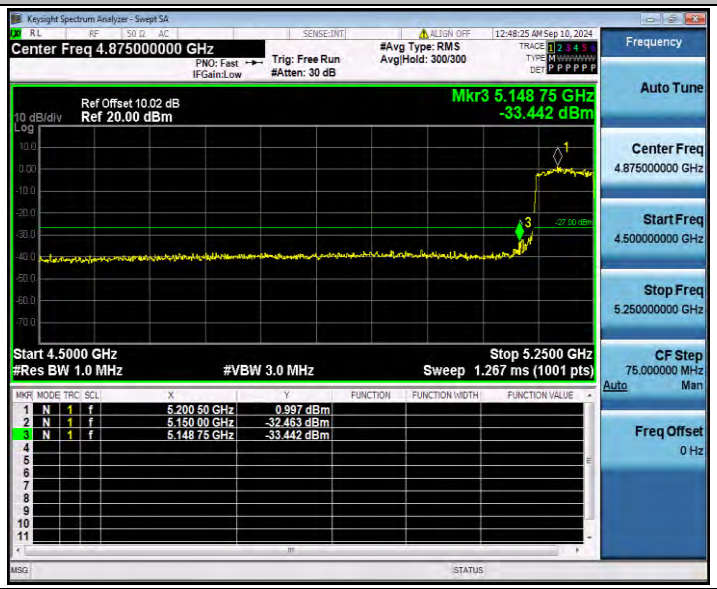

11AX80SISO_Ant1_High_5210

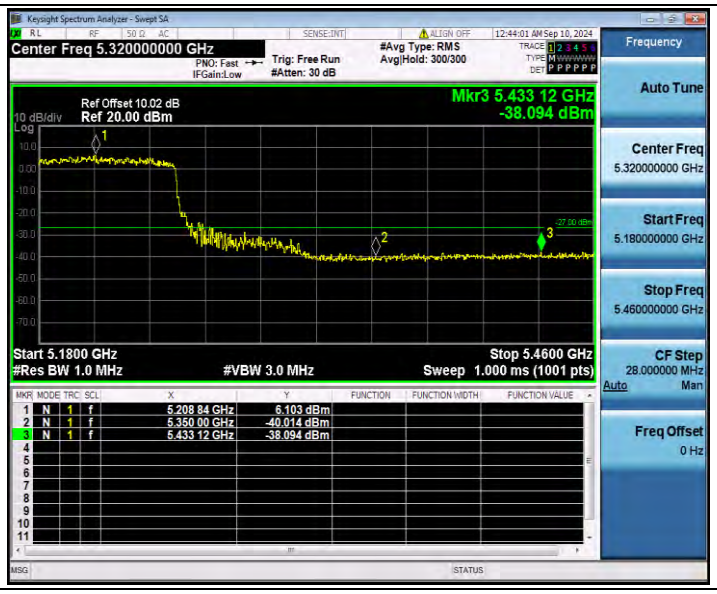
Keysight Spectrum Analyzer - Swept SA
Center Freq 5.320000000 GHz
PNO: Fast
IFGain:Low
Trig: Free Run
#Atten: 30 dB
#Avg Type: RMS
Avg|Hold: 300/300
12:44:01 AM Sep 10, 2024
Ref Offset 10.02 dB
10 dB/div
Ref 20.00 dBm
Log
Mkr3 5.433 12 GHz
-38.094 dBm
-27.00 dBm
Start 5.1800 GHz
#Res BW 1.0 MHz
#VBW 3.0 MHz
Stop 5.4600 GHz
Sweep 1.000 ms (1001 pts)
1 N 1 f 5.208 84 GHz 6.103 dBm
2 N 1 f 5.350 00 GHz -40.014 dBm
3 N 1 f 5.433 12 GHz -38.094 dBm
Frequency
Auto Tune
Center Freq
5.320000000 GHz
Start Freq
5.180000000 GHz
Stop Freq
5.460000000 GHz
CF Step
28.000000 MHz
Auto
Man
Freq Offset
0 Hz

Appendix D.7: Conducted Spurious Emission

Test Result

TestMode	Antenna	Freq(MHz)	FreqRange [MHz]	Max. Fre [MHz]	Max. Level [dBm]	Limit [dBm]	Verdict
11A	Ant1	5180	30~5140	5132.51	-36.72	≤-27	PASS
			5360~27000	24175.98	-36.99	≤-27	PASS
		5200	30~5140	5139.15	-44.3	≤-27	PASS
			5360~27000	24245.95	-36.82	≤-27	PASS
		5240	30~5140	4959.62	-45.85	≤-27	PASS
			5360~27000	24126.93	-36.8	≤-27	PASS
11N20SISO	Ant1	5180	30~5140	5134.89	-41.68	≤-27	PASS
			5360~27000	26556.38	-37.41	≤-27	PASS
		5200	30~5140	4770.72	-46.24	≤-27	PASS
			5360~27000	26057.22	-37.38	≤-27	PASS
		5240	30~5140	4932.36	-46.29	≤-27	PASS
			5360~27000	24259.65	-37.07	≤-27	PASS
11N40SISO	Ant1	5190	30~5140	5138.3	-35.98	≤-27	PASS
			5360~27000	24903.08	-37.19	≤-27	PASS
		5230	30~5140	3002.66	-45.89	≤-27	PASS
			5360~27000	24256.77	-37.46	≤-27	PASS
11AC20SISO	Ant1	5180	30~5140	5128.76	-45.61	≤-27	PASS
			5360~27000	26494.35	-37.11	≤-27	PASS
		5200	30~5140	4986.19	-46.17	≤-27	PASS
			5360~27000	24205.55	-37.53	≤-27	PASS
		5240	30~5140	5097.25	-45.51	≤-27	PASS
			5360~27000	26813.17	-37.36	≤-27	PASS
11AC40SISO	Ant1	5190	30~5140	5139.66	-38.91	≤-27	PASS
			5360~27000	24895.87	-36.66	≤-27	PASS
		5230	30~5140	5064.37	-45.14	≤-27	PASS
			5360~27000	24274.8	-36.95	≤-27	PASS
11AC80SISO	Ant1	5210	30~5140	5121.6	-31	≤-27	PASS
			5360~27000	23552.03	-37.26	≤-27	PASS
11AX20SISO	Ant1	5180	30~5140	5138.47	-37.58	≤-27	PASS
			5360~27000	24149.29	-36.61	≤-27	PASS
		5200	30~5140	1737.59	-42.96	≤-27	PASS
			5360~27000	24321.69	-35.58	≤-27	PASS
		5240	30~5140	5025.71	-45.63	≤-27	PASS
			5360~27000	26115.65	-37.31	≤-27	PASS
11AX40SISO	Ant1	5190	30~5140	5135.4	-34.95	≤-27	PASS
			5360~27000	24877.12	-36.61	≤-27	PASS

		5230	30~5140	5010.04	-46.08	≤-27	PASS
			5360~27000	26898.29	-37.88	≤-27	PASS
11AX80SISO	Ant1	5210	30~5140	5119.73	-28.65	≤-27	PASS
			5360~27000	26479.92	-37.51	≤-27	PASS

Test Graphs

11A_Ant1_5180_30~5140

11A_Ant1_5180_5360~27000

11A_Ant1_5200_30~5140

11A_Ant1_5200_5360~27000

11A_Ant1_5240_30~5140

11A_Ant1_5240_5360~27000

11N20SISO_Ant1_5180_30~5140

11N20SISO_Ant1_5180_5360~27000

11N20SISO_Ant1_5200_30~5140

11N20SISO_Ant1_5200_5360~27000

11N20SISO_Ant1_5240_30~5140
11N20SISO_Ant1_5240_5360~27000
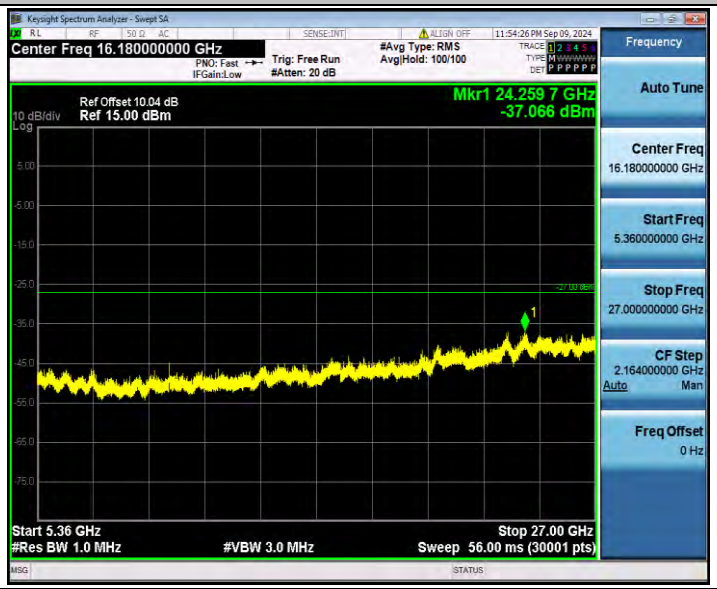
11N40SISO_Ant1_5190_30~5140

11N40SISO_Ant1_5190_5360~27000

11N40SISO_Ant1_5230_30~5140

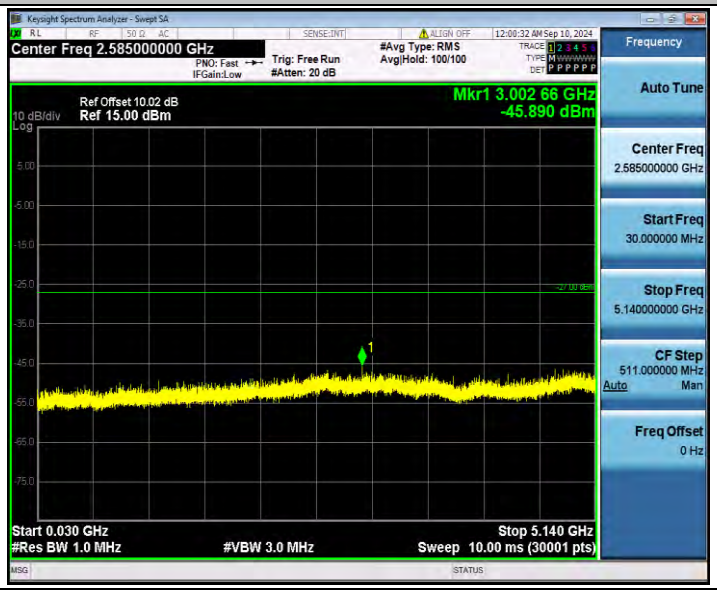

11N40SISO_Ant1_5230_5360~27000

11AC20SISO_Ant1_5180_30~5140

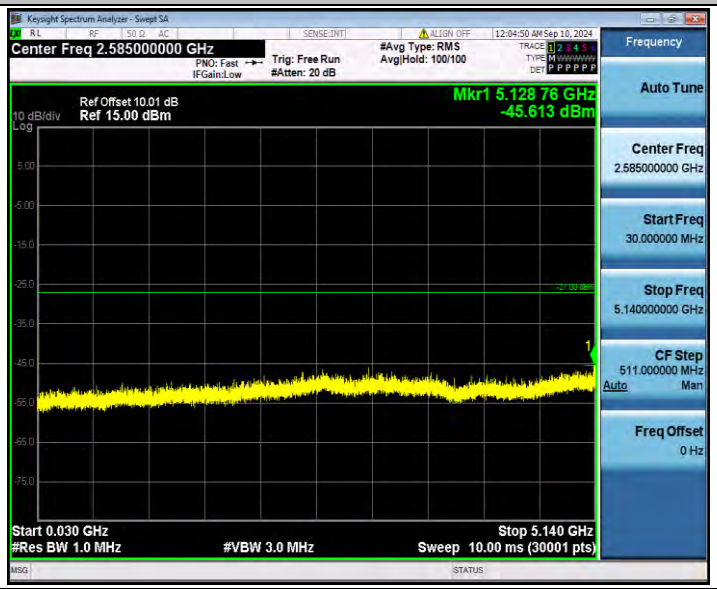

11AC20SISO_Ant1_5180_5360~27000

11AC20SISO_Ant1_5200_30~5140

11AC20SISO_Ant1_5200_5360~27000

11AC20SISO_Ant1_5240_30~5140
11AC20SISO_Ant1_5240_5360~27000
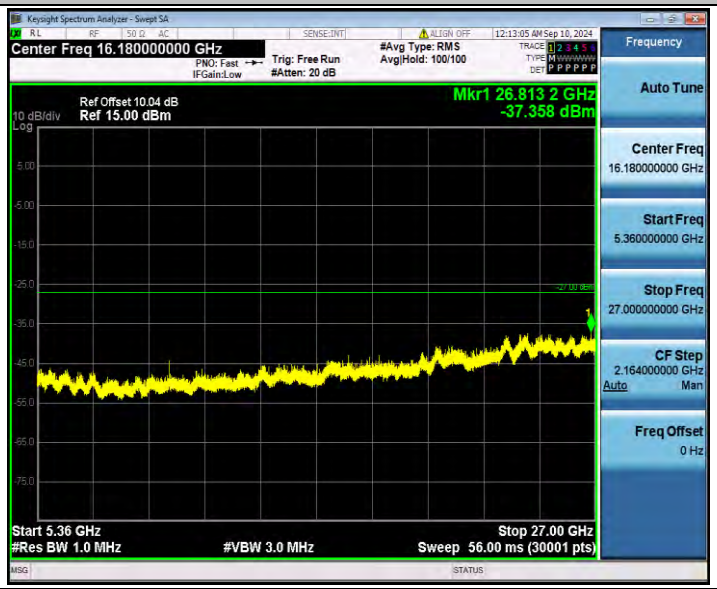
11AC40SISO_Ant1_5190_30~5140

11AC40SISO_Ant1_5190_5360~27000

11AC40SISO_Ant1_5230_30~5140

11AC40SISO_Ant1_5230_5360~27000
11AC80SISO_Ant1_5210_30~5140
11AC80SISO_Ant1_5210_5360~27000

11AX20SISO_Ant1_5180_30~5140

11AX20SISO_Ant1_5180_5360~27000

11AX20SISO_Ant1_5200_30~5140

11AX20SISO_Ant1_5200_5360~27000

11AX20SISO_Ant1_5240_30~5140

11AX20SISO_Ant1_5240_5360~27000

11AX40SISO_Ant1_5190_30~5140

11AX40SISO_Ant1_5190_5360~27000

11AX40SISO_Ant1_5230_30~5140

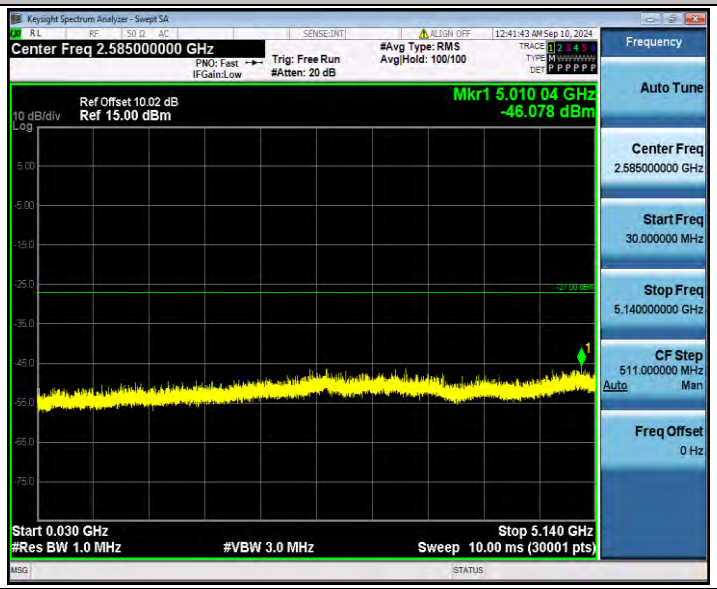

11AX40SISO_Ant1_5230_5360~27000

11AX80SISO_Ant1_5210_30~5140

11AX80SISO_Ant1_5210_5360~27000

Appendix D.8: Emissions in Restricted Bands

Test Result

TestMode	Antenna	ChName	Freq(MHz)	Detector	Freq [MHz]	Result [dBm]	Limit [dBm]	Result [dBuV/m]	Limit [dBuV/m]	Verdict
11A	Ant1	Low	5180	AV	4500.000	-47.64	≤-41.20	47.56	≤54	PASS
				AV	5148.900	-43.78	≤-41.20	51.42	≤54	PASS
				AV	5150.000	-44.44	≤-41.20	50.76	≤54	PASS
				Peak	4500.000	-41.74	≤-21.20	53.46	≤74	PASS
				Peak	5146.800	-30.59	≤-21.20	64.61	≤74	PASS
				Peak	5150.000	-27.93	≤-21.20	67.27	≤74	PASS
		High	5240	AV	5350.000	-46.56	≤-41.20	48.64	≤54	PASS
				AV	5453.040	-45.48	≤-41.20	49.72	≤54	PASS
				AV	5460.000	-45.69	≤-41.20	49.51	≤54	PASS
				Peak	5350.000	-40.16	≤-21.20	55.04	≤74	PASS
				Peak	5437.440	-35.4	≤-21.20	59.80	≤74	PASS
				Peak	5460.000	-38.47	≤-21.20	56.73	≤74	PASS
11N20SISO	Ant1	Low	5180	AV	4500.000	-47.75	≤-41.20	47.45	≤54	PASS
				AV	4968.300	-45.25	≤-41.20	49.95	≤54	PASS
				AV	5150.000	-45.82	≤-41.20	49.38	≤54	PASS
				Peak	4500.000	-41.04	≤-21.20	54.16	≤74	PASS
				Peak	4926.300	-34.68	≤-21.20	60.52	≤74	PASS
				Peak	5150.000	-35.14	≤-21.20	60.06	≤74	PASS
		High	5240	AV	5350.000	-46.7	≤-41.20	48.50	≤54	PASS
				AV	5456.160	-45.49	≤-41.20	49.71	≤54	PASS
				AV	5460.000	-45.52	≤-41.20	49.68	≤54	PASS
				Peak	5350.000	-38.94	≤-21.20	56.26	≤74	PASS
				Peak	5396.160	-36.09	≤-21.20	59.11	≤74	PASS
				Peak	5460.000	-37.94	≤-21.20	57.26	≤74	PASS
11N40SISO	Ant1	Low	5190	AV	4500.000	-47.6	≤-41.20	47.60	≤54	PASS
				AV	4959.200	-45.13	≤-41.20	50.07	≤54	PASS
				AV	5150.000	-45.1	≤-41.20	50.10	≤54	PASS
				Peak	4500.000	-39.74	≤-21.20	55.46	≤74	PASS
				Peak	5143.300	-33.63	≤-21.20	61.57	≤74	PASS
				Peak	5150.000	-38.59	≤-21.20	56.61	≤74	PASS
		High	5230	AV	5350.000	-46.58	≤-41.20	48.62	≤54	PASS
				AV	5426.980	-45.3	≤-41.20	49.90	≤54	PASS
				AV	5460.000	-45.71	≤-41.20	49.49	≤54	PASS
				Peak	5350.000	-38.03	≤-21.20	57.17	≤74	PASS
				Peak	5438.680	-35.88	≤-21.20	59.32	≤74	PASS
				Peak	5460.000	-37.97	≤-21.20	57.23	≤74	PASS
11AC20SI	Ant1	Low	5180	AV	4500.000	-47.75	≤-41.20	47.45	≤54	PASS

SO				AV	4952.900	-45.24	≤-41.20	49.96	≤54	PASS
				AV	5150.000	-46.02	≤-41.20	49.18	≤54	PASS
				Peak	4500.000	-40.16	≤-21.20	55.04	≤74	PASS
				Peak	5137.700	-34.38	≤-21.20	60.82	≤74	PASS
				Peak	5150.000	-34.21	≤-21.20	60.99	≤74	PASS
		High	5240	AV	5350.000	-46.84	≤-41.20	48.36	≤54	PASS
				AV	5450.160	-45.47	≤-41.20	49.73	≤54	PASS
				AV	5460.000	-45.88	≤-41.20	49.32	≤54	PASS
				Peak	5350.000	-39.59	≤-21.20	55.61	≤74	PASS
				Peak	5406.480	-35.77	≤-21.20	59.43	≤74	PASS
				Peak	5460.000	-37.85	≤-21.20	57.35	≤74	PASS
11AC40SISO	Ant1	Low	5190	AV	4500.000	-47.86	≤-41.20	47.34	≤54	PASS
				AV	5147.500	-45.01	≤-41.20	50.19	≤54	PASS
				AV	5150.000	-44.98	≤-41.20	50.22	≤54	PASS
				Peak	4500.000	-40.42	≤-21.20	54.78	≤74	PASS
				Peak	5144.000	-30.65	≤-21.20	64.55	≤74	PASS
				Peak	5150.000	-34	≤-21.20	61.20	≤74	PASS
		High	5230	AV	5350.000	-46.77	≤-41.20	48.43	≤54	PASS
				AV	5449.080	-45.19	≤-41.20	50.01	≤54	PASS
				AV	5460.000	-45.8	≤-41.20	49.40	≤54	PASS
				Peak	5350.000	-39.32	≤-21.20	55.88	≤74	PASS
				Peak	5436.080	-35.86	≤-21.20	59.34	≤74	PASS
				Peak	5460.000	-39.34	≤-21.20	55.86	≤74	PASS
11AC80SISO	Ant1	Low	5210	AV	4500.000	-47.37	≤-41.20	47.83	≤54	PASS
				AV	5133.750	-42.26	≤-41.20	52.94	≤54	PASS
				AV	5150.000	-44.31	≤-41.20	50.89	≤54	PASS
				Peak	4500.000	-40.22	≤-21.20	54.98	≤74	PASS
				Peak	5149.500	-25.56	≤-21.20	69.64	≤74	PASS
				Peak	5150.000	-28.69	≤-21.20	66.51	≤74	PASS
		High	5210	AV	5350.000	-46.83	≤-41.20	48.37	≤54	PASS
				AV	5455.800	-45.87	≤-41.20	49.33	≤54	PASS
				AV	5460.000	-45.94	≤-41.20	49.26	≤54	PASS
				Peak	5350.000	-38.76	≤-21.20	56.44	≤74	PASS
				Peak	5449.920	-34.86	≤-21.20	60.34	≤74	PASS
				Peak	5460.000	-38.93	≤-21.20	56.27	≤74	PASS
11AX20SISO	Ant1	Low	5180	AV	4500.000	-47.61	≤-41.20	47.59	≤54	PASS
				AV	5146.100	-42.77	≤-41.20	52.43	≤54	PASS
				AV	5150.000	-43.71	≤-41.20	51.49	≤54	PASS
				Peak	4500.000	-41.84	≤-21.20	53.36	≤74	PASS
				Peak	5149.600	-29.85	≤-21.20	65.35	≤74	PASS
				Peak	5150.000	-28.51	≤-21.20	66.69	≤74	PASS
		High	5240	AV	5350.000	-46.78	≤-41.20	48.42	≤54	PASS
				AV	5436.960	-45.39	≤-41.20	49.81	≤54	PASS

				AV	5460.000	-45.89	≤-41.20	49.31	≤54	PASS
				Peak	5350.000	-38.52	≤-21.20	56.68	≤74	PASS
				Peak	5459.760	-36.2	≤-21.20	59.00	≤74	PASS
				Peak	5460.000	-38.87	≤-21.20	56.33	≤74	PASS
11AX40SISO	Ant1	Low	5190	AV	4500.000	-47.78	≤-41.20	47.42	≤54	PASS
				AV	5149.600	-43.77	≤-41.20	51.43	≤54	PASS
				AV	5150.000	-44.17	≤-41.20	51.03	≤54	PASS
				Peak	4500.000	-40.96	≤-21.20	54.24	≤74	PASS
				Peak	5148.900	-35.03	≤-21.20	60.17	≤74	PASS
				Peak	5150.000	-36.22	≤-21.20	58.98	≤74	PASS
		High	5230	AV	5350.000	-46.64	≤-41.20	48.56	≤54	PASS
				AV	5432.440	-45.21	≤-41.20	49.99	≤54	PASS
				AV	5460.000	-45.41	≤-41.20	49.79	≤54	PASS
				Peak	5350.000	-39.09	≤-21.20	56.11	≤74	PASS
				Peak	5430.100	-35.63	≤-21.20	59.57	≤74	PASS
				Peak	5460.000	-39.28	≤-21.20	55.92	≤74	PASS
11AX80SISO	Ant1	Low	5210	AV	4500.000	-47.91	≤-41.20	47.29	≤54	PASS
				AV	4943.250	-45.6	≤-41.20	49.60	≤54	PASS
				AV	5150.000	-46.6	≤-41.20	48.60	≤54	PASS
				Peak	4500.000	-40.46	≤-21.20	54.74	≤74	PASS
				Peak	5148.750	-32.29	≤-21.20	62.91	≤74	PASS
				Peak	5150.000	-37.53	≤-21.20	57.67	≤74	PASS
		High	5210	AV	5350.000	-46.83	≤-41.20	48.37	≤54	PASS
				AV	5455.800	-45.87	≤-41.20	49.33	≤54	PASS
				AV	5460.000	-45.94	≤-41.20	49.26	≤54	PASS
				Peak	5350.000	-38.43	≤-21.20	56.77	≤74	PASS
				Peak	5439.560	-35.97	≤-21.20	59.23	≤74	PASS
				Peak	5460.000	-38.42	≤-21.20	56.78	≤74	PASS

Note：

1. The Antenna Gain is compensated in the graph.
2. The Duty Cycle Factor and RBW Factor is compensated in the graph.
3. For transmitters operating in 5150-5350 GHz band and 5470-5725 GHz band: The limit in dBm for average detector is conversion from 54dBuV/m, according to 15.209(a). The limit in dBm for peak detector is 20dB above the limit of average detector in dBm.

Test Graphs

11A_Ant1_Low_5180_AV

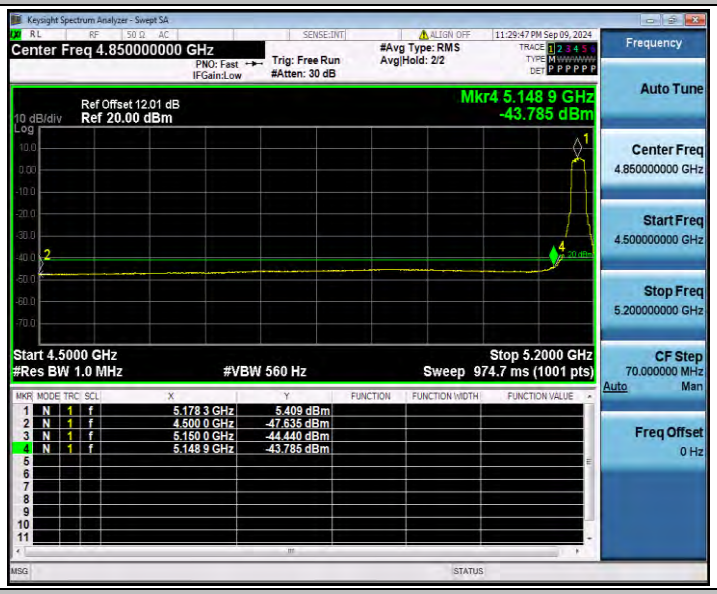

11A_Ant1_Low_5180_Peak

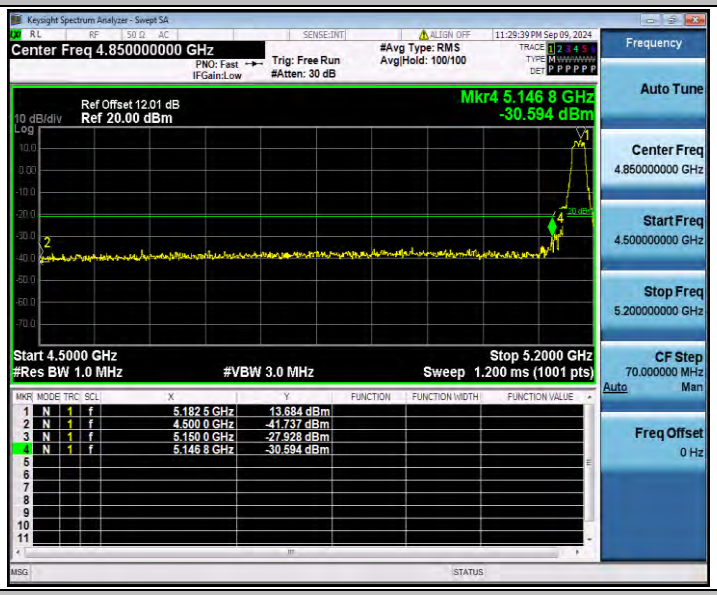

11A_Ant1_High_5240_AV

11A_Ant1_High_5240_Peak

11N20SISO_Ant1_Low_5180_AV

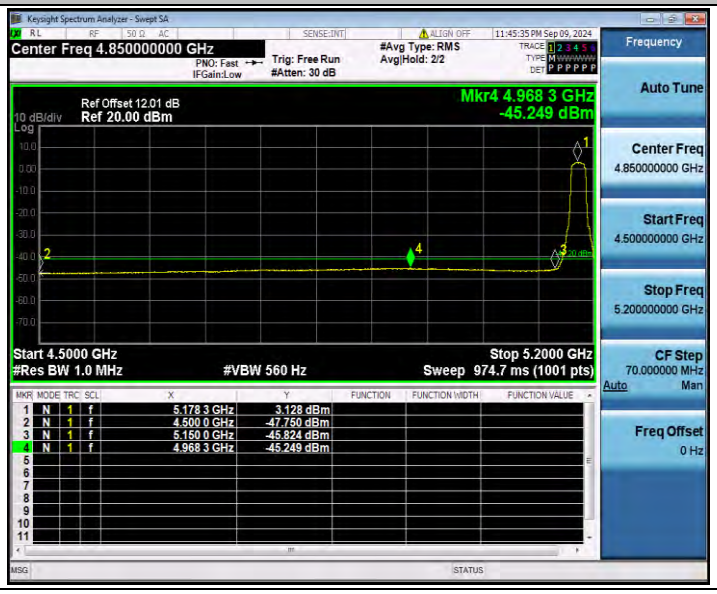

11N20SISO_Ant1_Low_5180_Peak

11N20SISO_Ant1_High_5240_AV

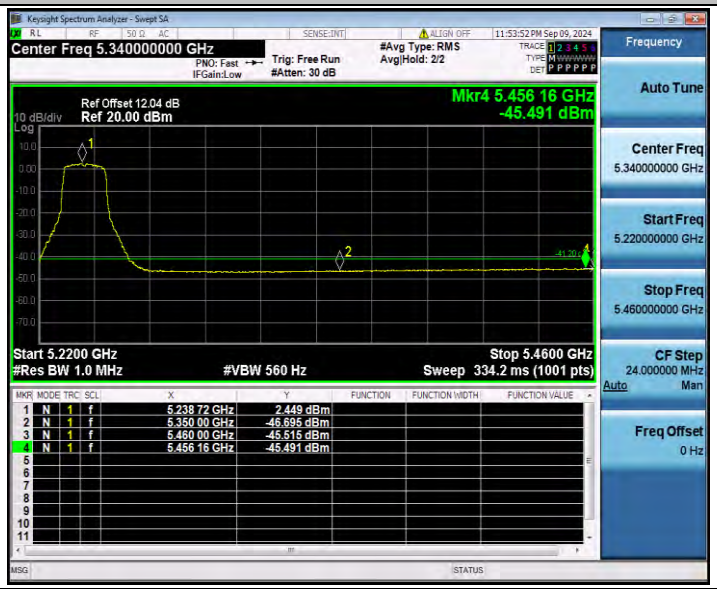

11N20SISO_Ant1_High_5240_Peak

11N40SISO_Ant1_Low_5190_AV

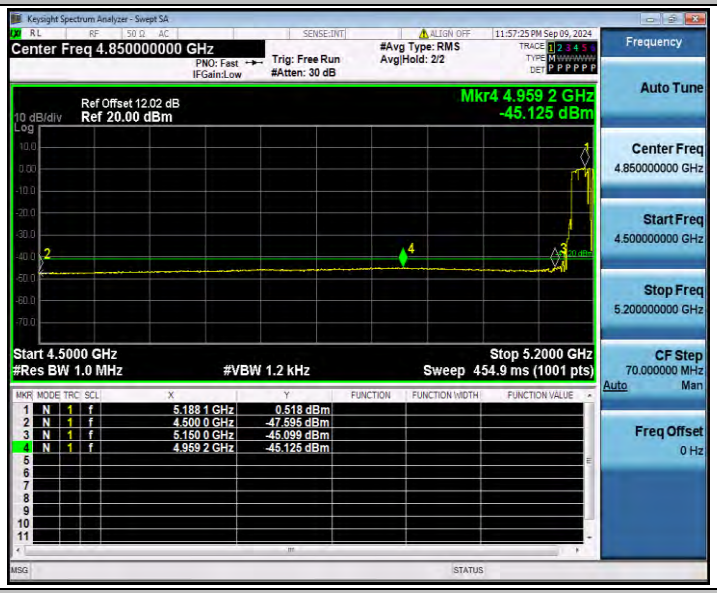

11N40SISO_Ant1_Low_5190_Peak

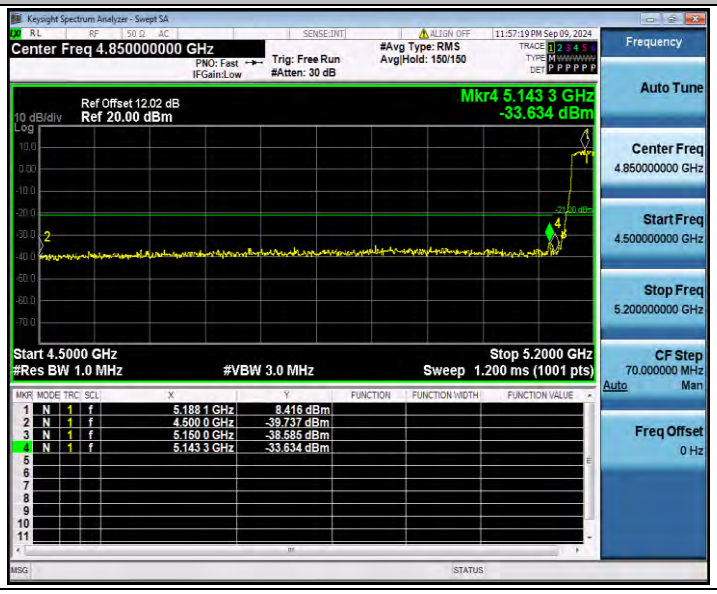

11N40SISO_Ant1_High_5230_AV

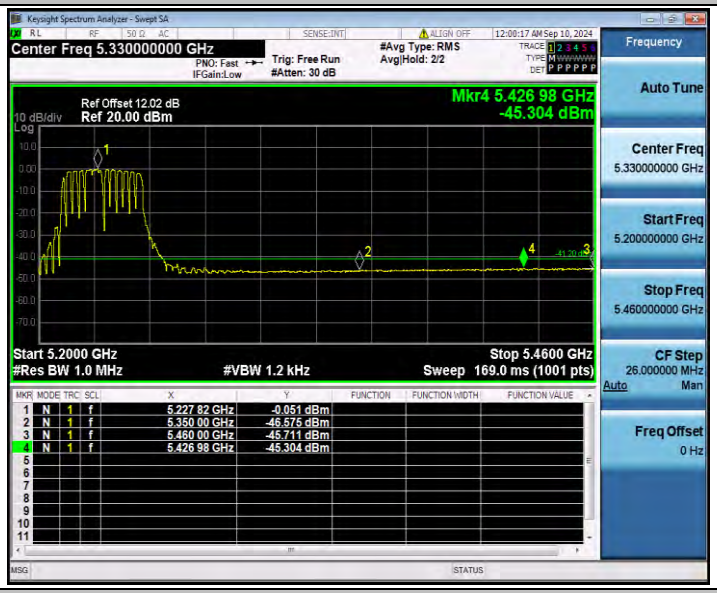

11N40SISO_Ant1_High_5230_Peak

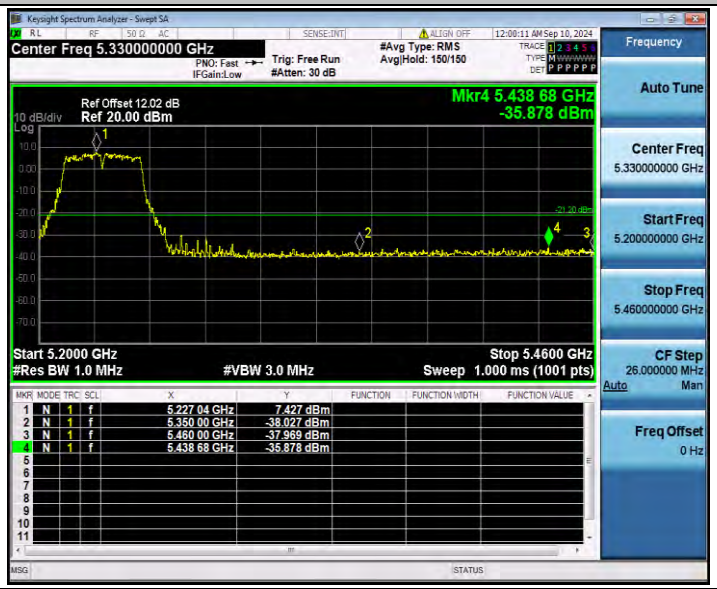

11AC20SISO_Ant1_Low_5180_AV

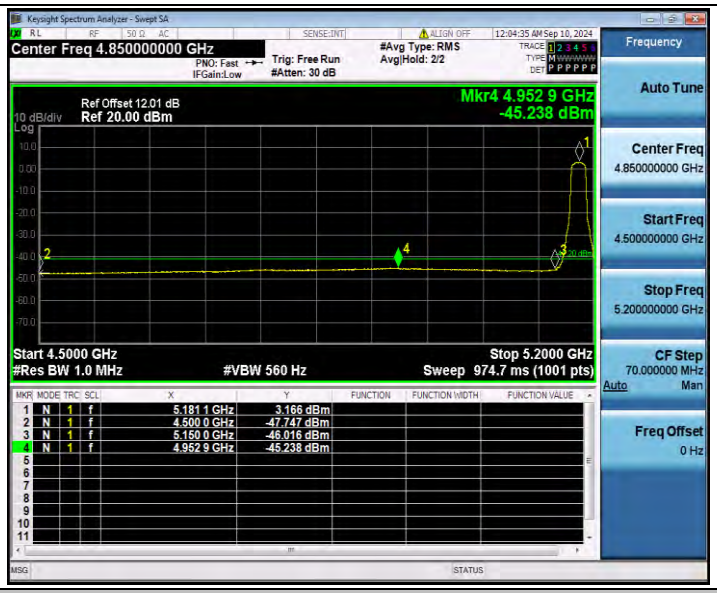

11AC20SISO_Ant1_Low_5180_Peak

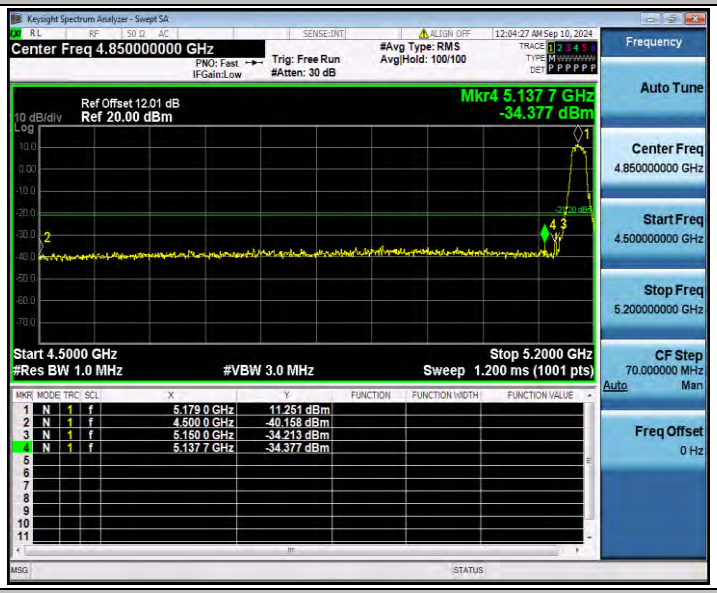

11AC20SISO_Ant1_High_5240_AV

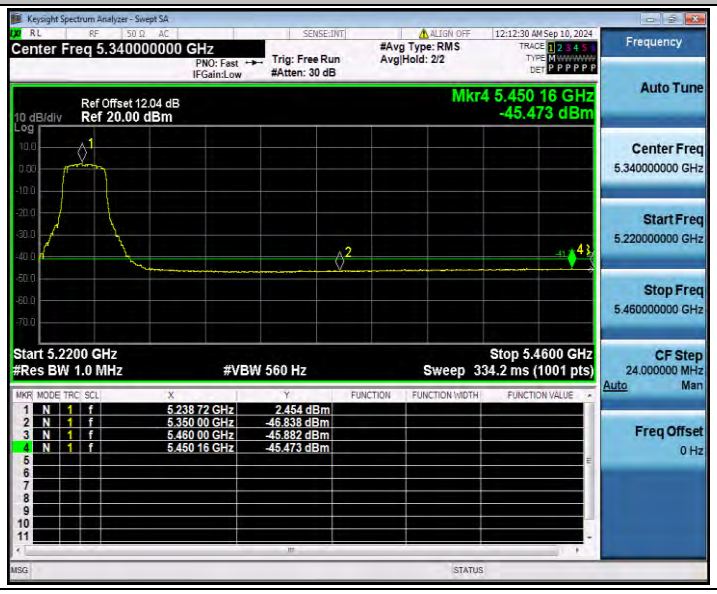

11AC20SISO_Ant1_High_5240_Peak

11AC40SISO_Ant1_Low_5190_AV

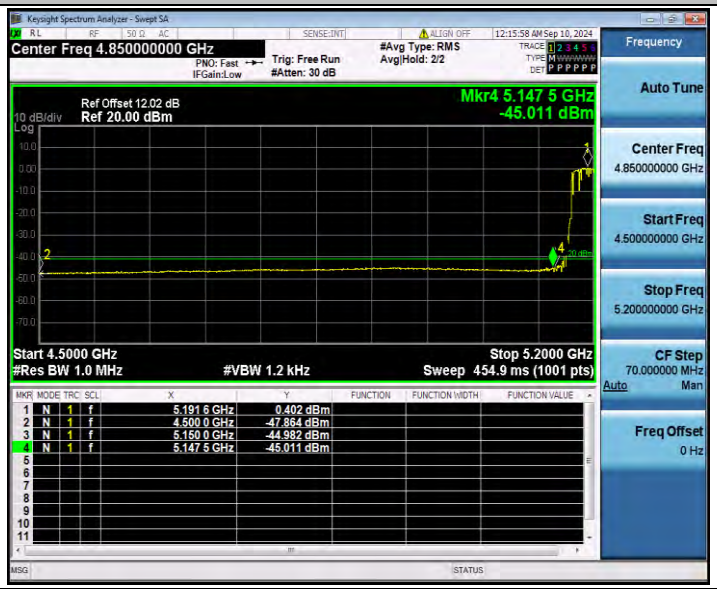

11AC40SISO_Ant1_Low_5190_Peak

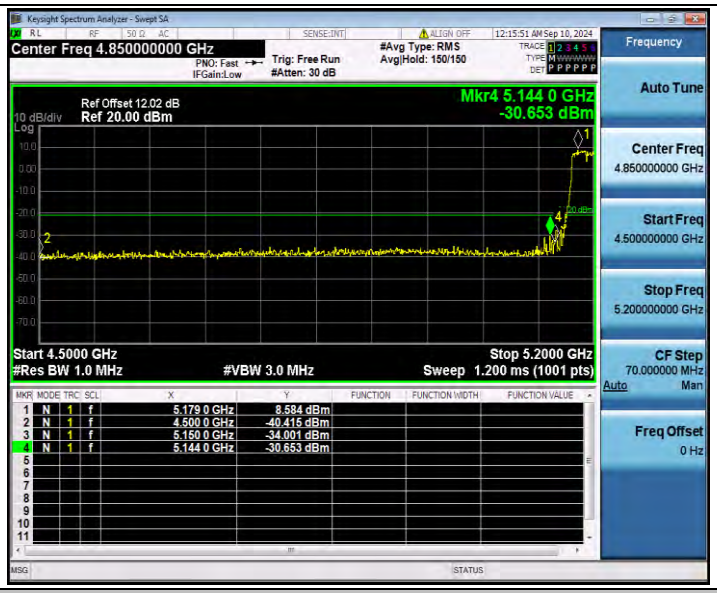

11AC40SISO_Ant1_High_5230_AV

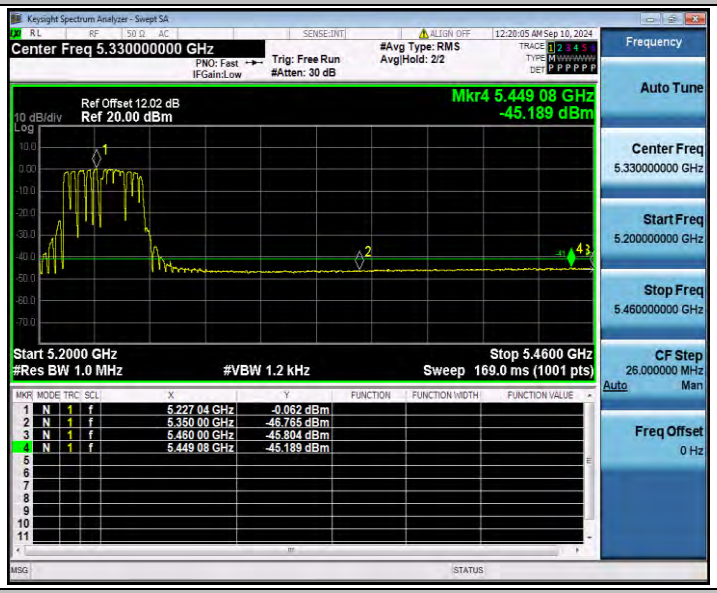

11AC40SISO_Ant1_High_5230_Peak

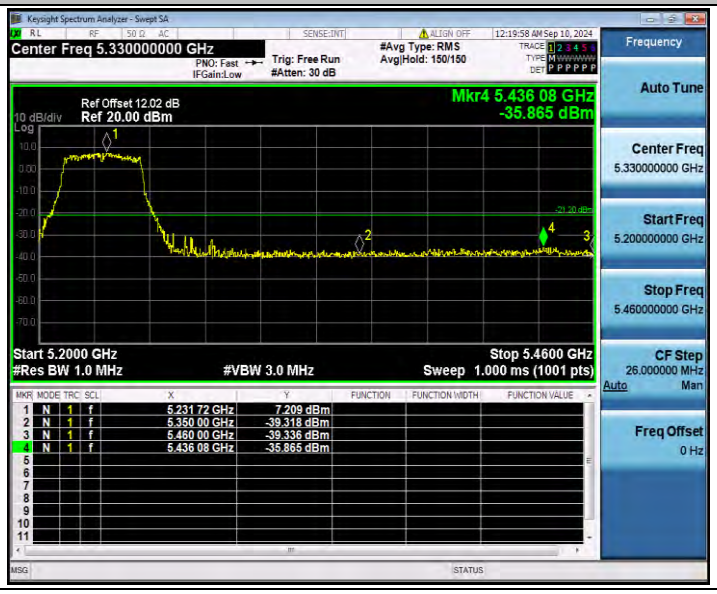

11AC80SISO_Ant1_Low_5210_AV

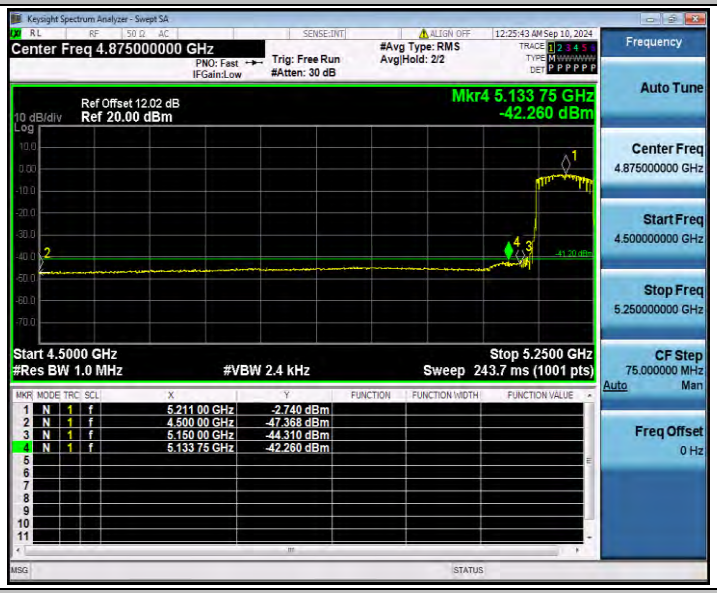

11AC80SISO_Ant1_Low_5210_Peak

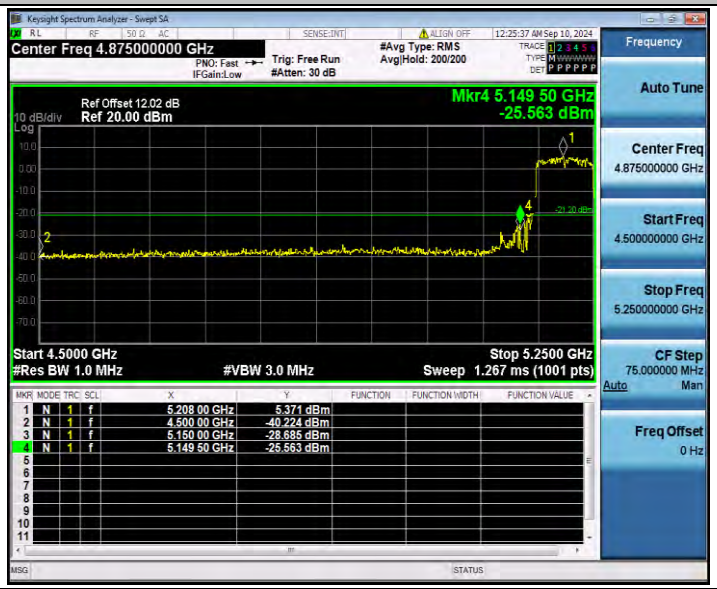

11AC80SISO_Ant1_High_5210_AV

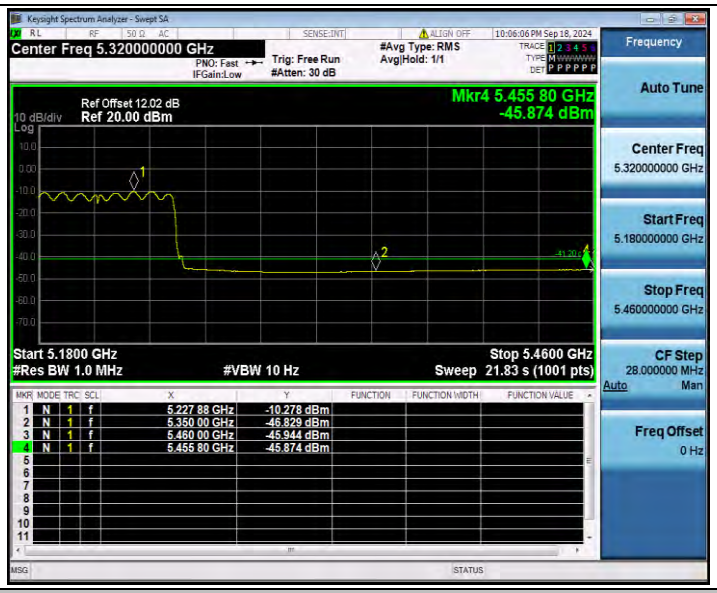

11AC80SISO_Ant1_High_5210_Peak

11AX20SISO_Ant1_Low_5180_AV

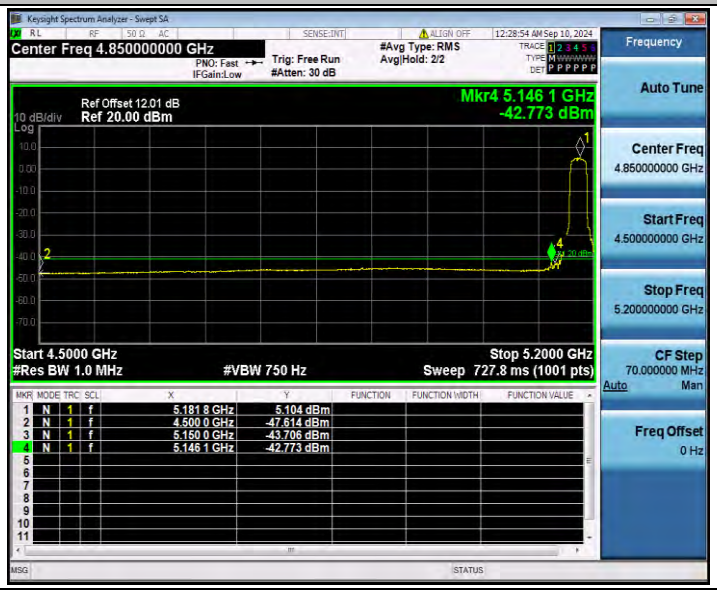

11AX20SISO_Ant1_Low_5180_Peak

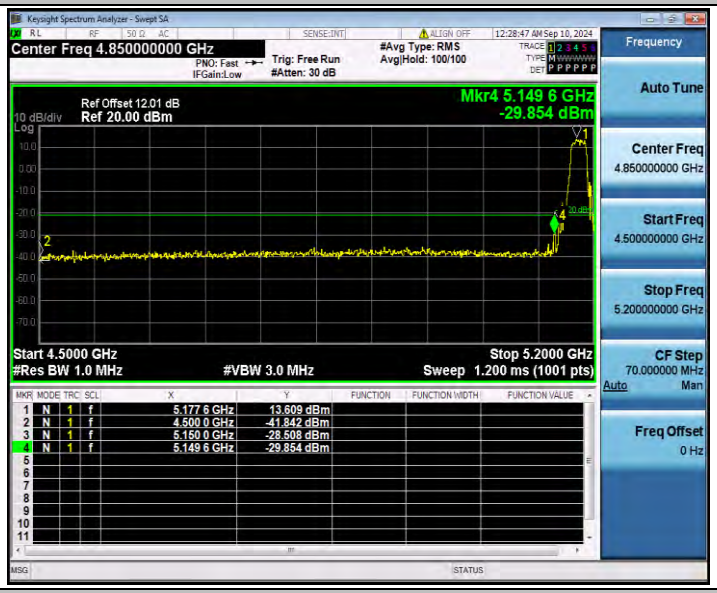

11AX20SISO_Ant1_High_5240_AV

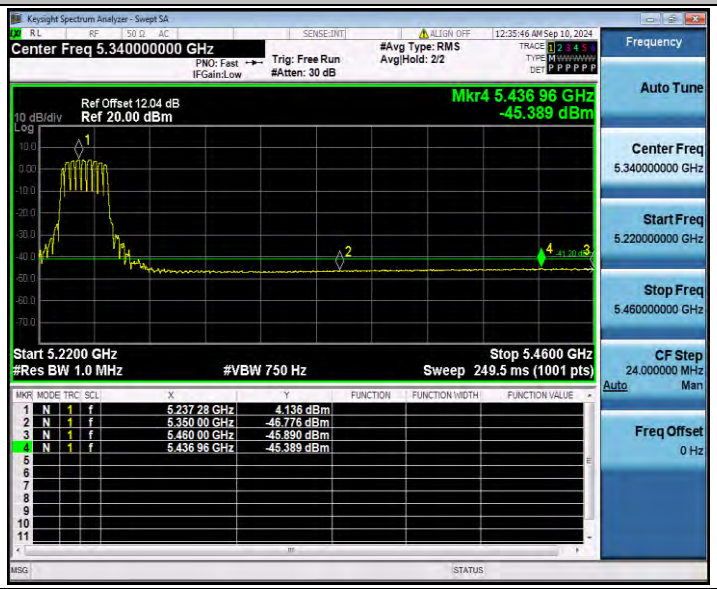

11AX20SISO_Ant1_High_5240_Peak

11AX40SISO_Ant1_Low_5190_AV

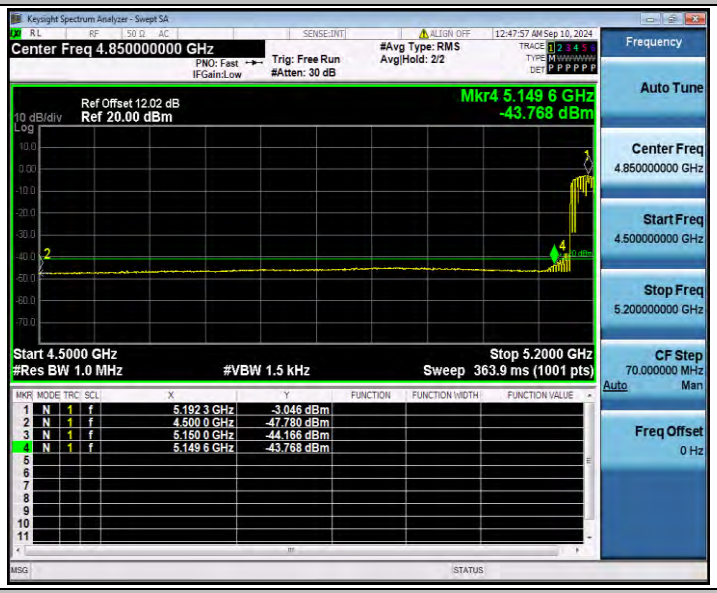

11AX40SISO_Ant1_Low_5190_Peak

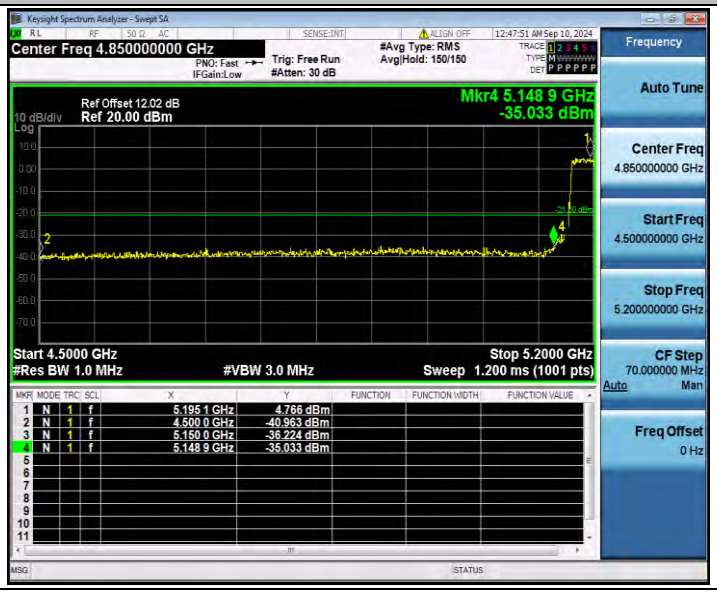

11AX40SISO_Ant1_High_5230_AV

11AX40SISO_Ant1_High_5230_Peak

11AX80SISO_Ant1_Low_5210_AV

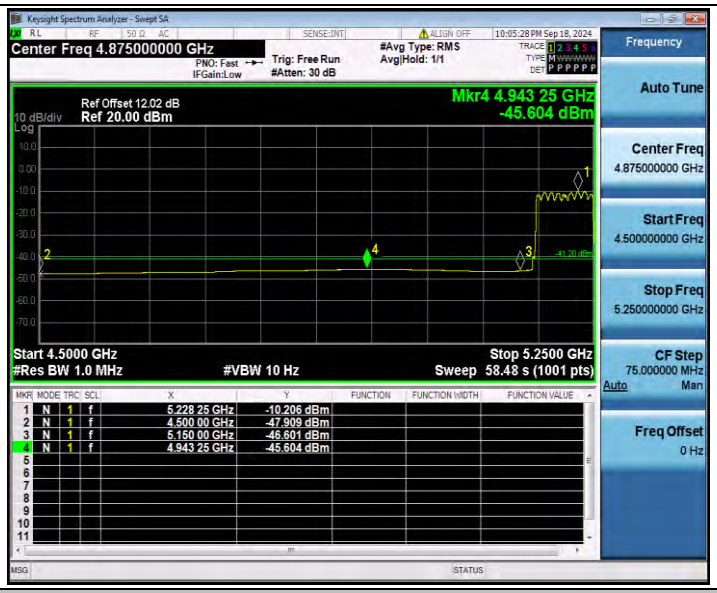

11AX80SISO_Ant1_Low_5210_Peak

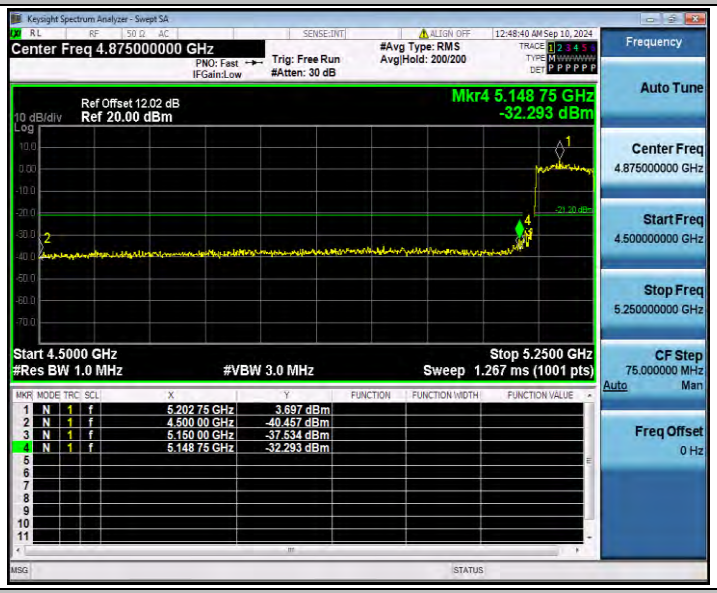

11AX80SISO_Ant1_High_5210_AV

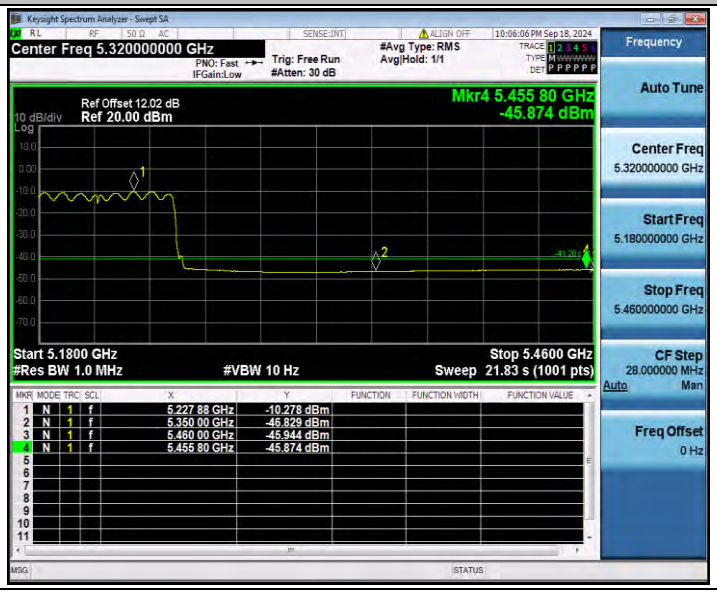

11AX80SISO_Ant1_High_5210_Peak