Case No. : GTS20241101002-1-04	
Ambient Condition: 23 ℃, 49 %RH	
According Standard: ■Part15E	
Test Date: 2024.12.10	**Test Engineer:** Evan ouyang

Appendix D.1: Emission Bandwidth

Test Result

TestMode	Antenna	Freq(MHz)	26db EBW [MHz]	FL[MHz]	FH[MHz]	Limit[MHz]	Verdict
11A	Ant1	5180	24.640	5167.920	5192.560	---	---
		5200	25.120	5187.240	5212.360	---	---
		5240	24.080	5227.800	5251.880	---	---
11N20SISO	Ant1	5180	26.280	5166.520	5192.800	---	---
		5200	26.880	5186.160	5213.040	---	---
		5240	25.240	5227.520	5252.760	---	---
11N40SISO	Ant1	5190	46.800	5165.680	5212.480	---	---
		5230	46.960	5205.520	5252.480	---	---
11AC20SISO	Ant1	5180	25.200	5167.480	5192.680	---	---
		5200	25.720	5187.000	5212.720	---	---
		5240	25.000	5227.400	5252.400	---	---
11AC40SISO	Ant1	5190	46.080	5166.640	5212.720	---	---
		5230	44.720	5207.760	5252.480	---	---
11AC80SISO	Ant1	5210	87.360	5166.800	5254.160	---	---
11AX20SISO	Ant1	5180	25.480	5166.920	5192.400	---	---
		5200	24.840	5187.400	5212.240	---	---
		5240	24.960	5227.520	5252.480	---	---
11AX40SISO	Ant1	5190	44.400	5167.760	5212.160	---	---
		5230	44.960	5207.440	5252.400	---	---
11AX80SISO	Ant1	5210	87.840	5166.480	5254.320	---	---

Test Graphs

11A_Ant1_5180

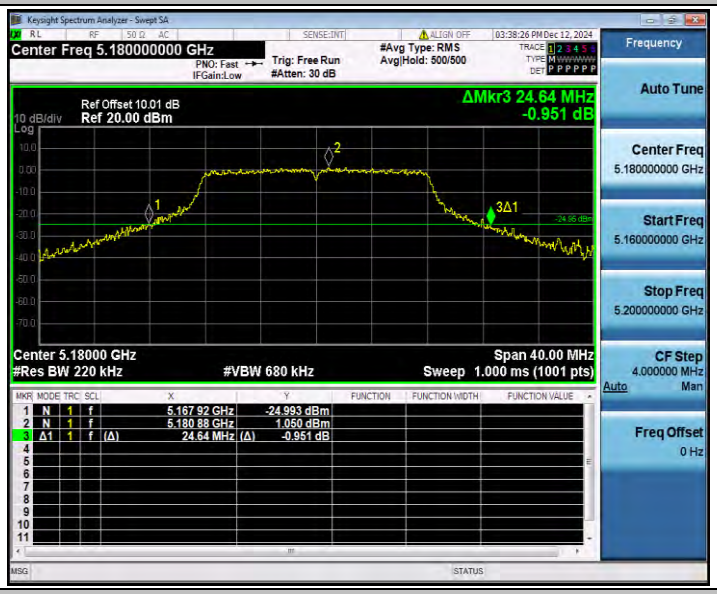

11A_Ant1_5200

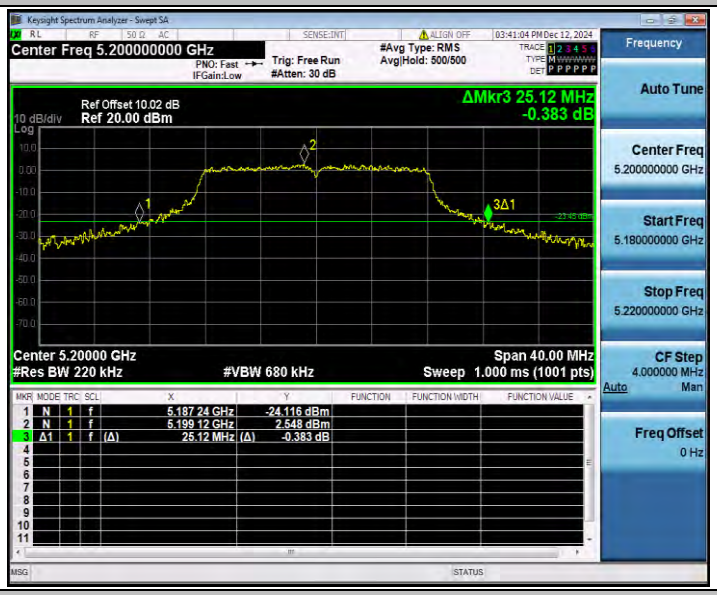

11A_Ant1_5240

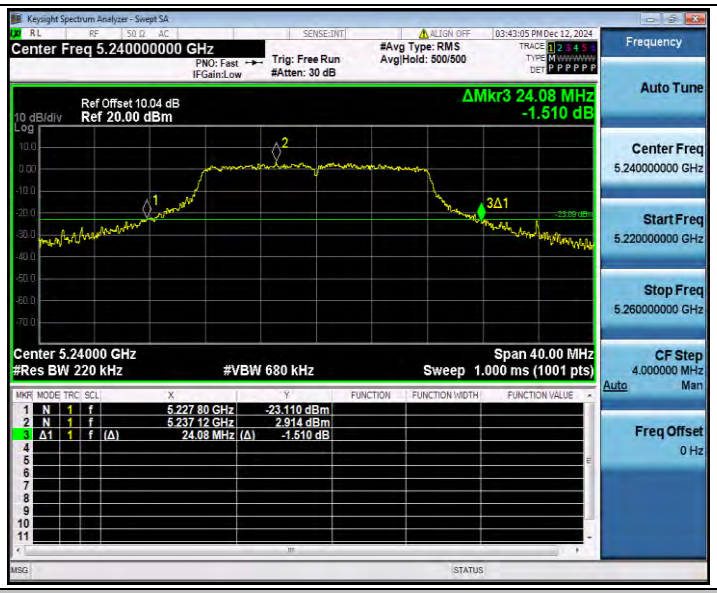

11N20SISO_Ant1_5180

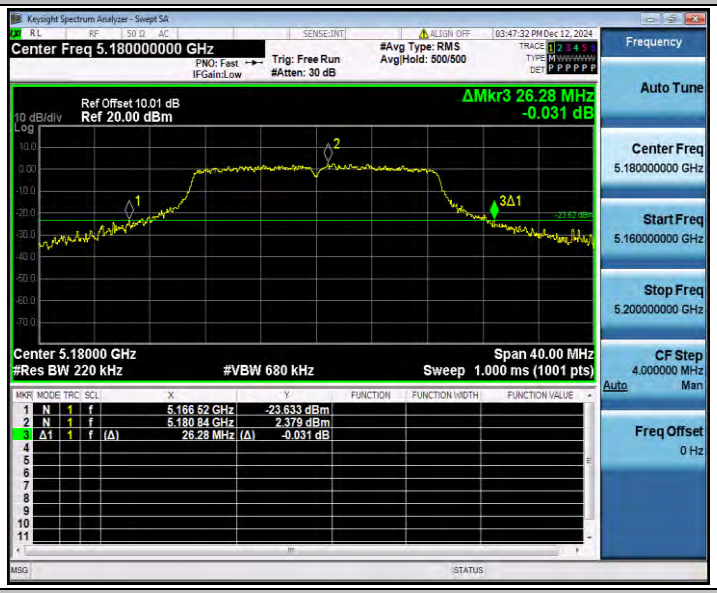

11N20SISO_Ant1_5200

11N20SISO_Ant1_5240

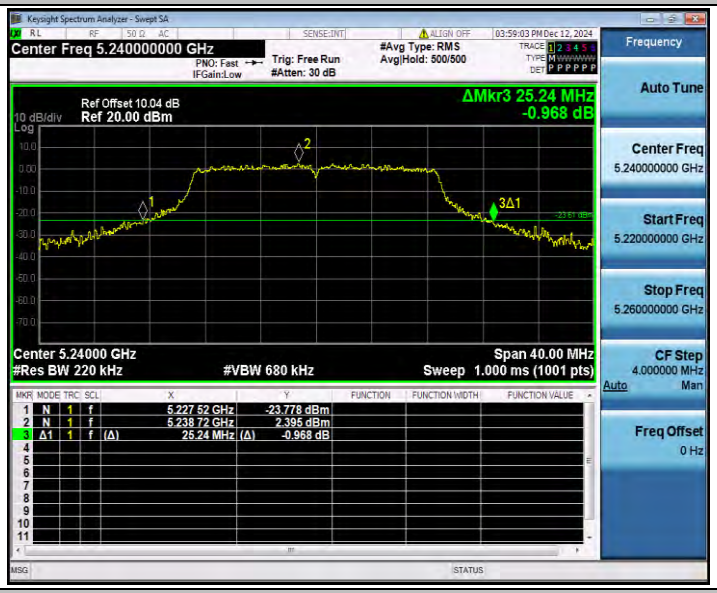

11N40SISO_Ant1_5190

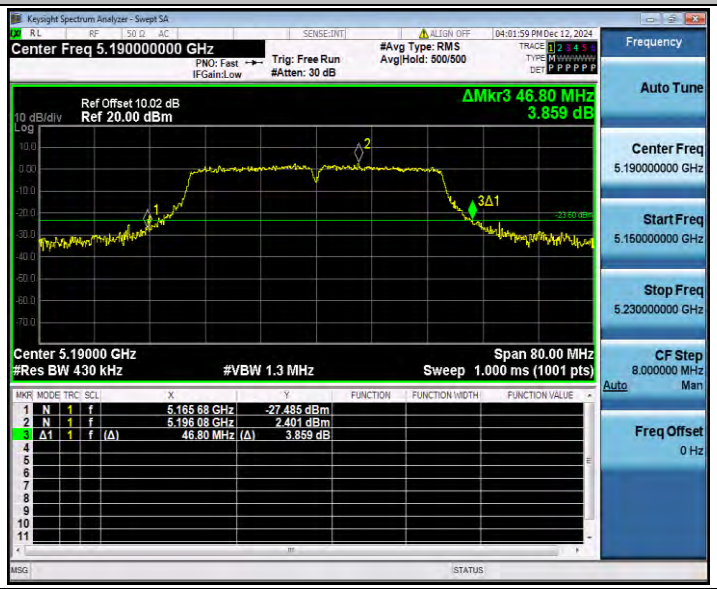

11N40SISO_Ant1_5230

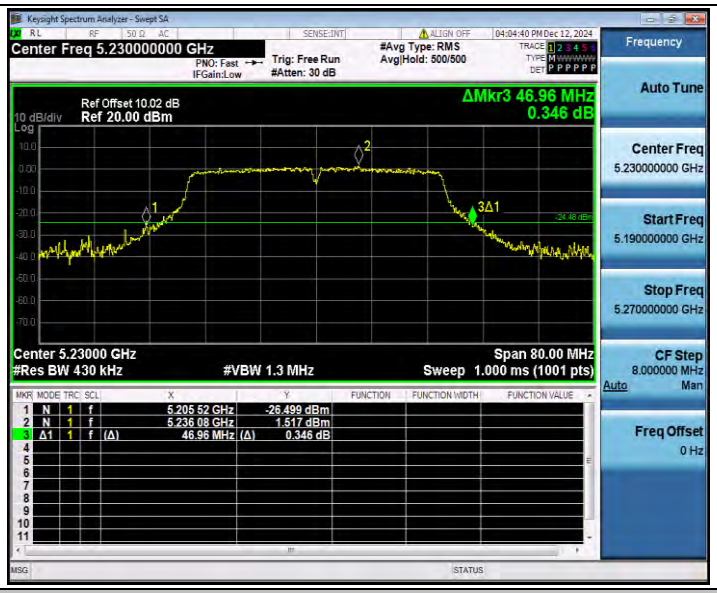

11AC20SISO_Ant1_5180

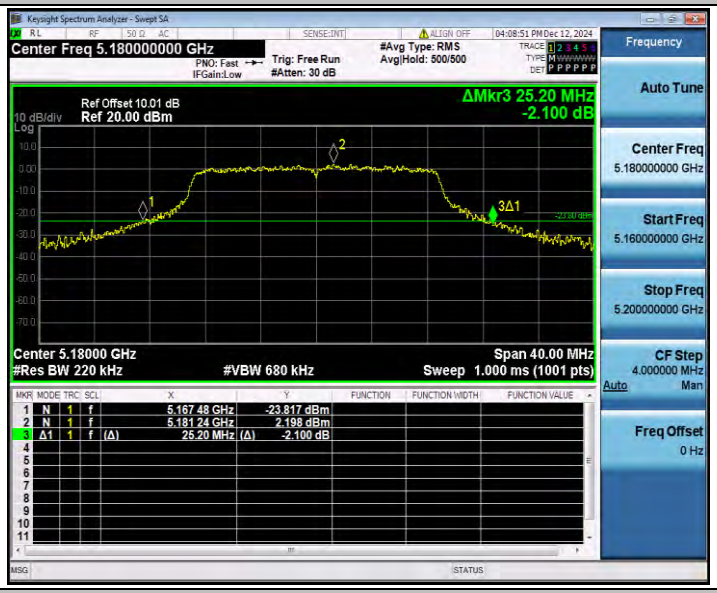

11AC20SISO_Ant1_5200

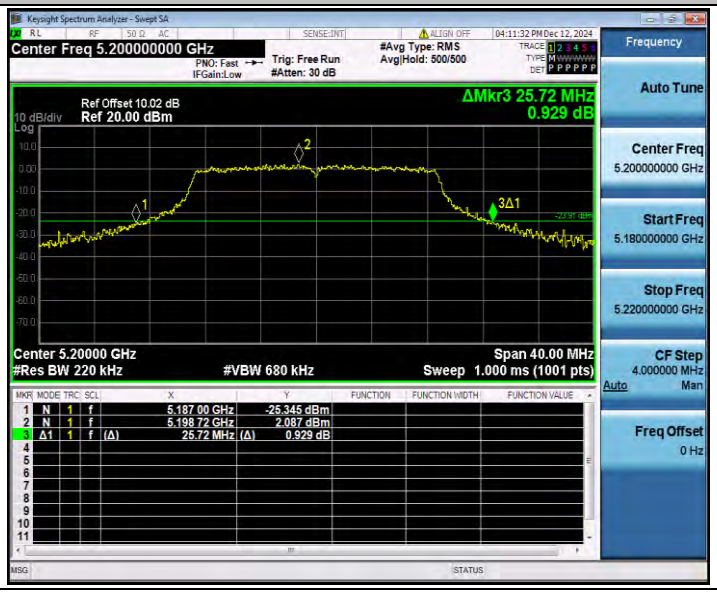

11AC20SISO_Ant1_5240

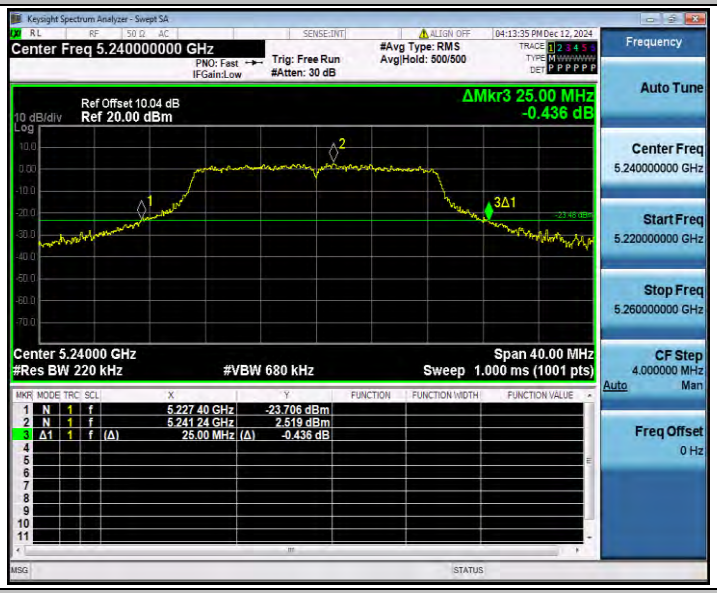

11AC40SISO_Ant1_5190

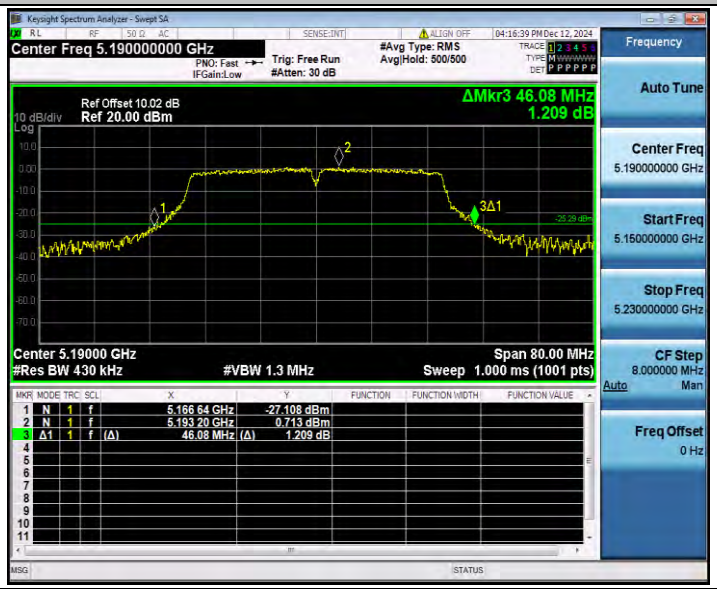

11AC40SISO_Ant1_5230

11AC80SISO_Ant1_5210

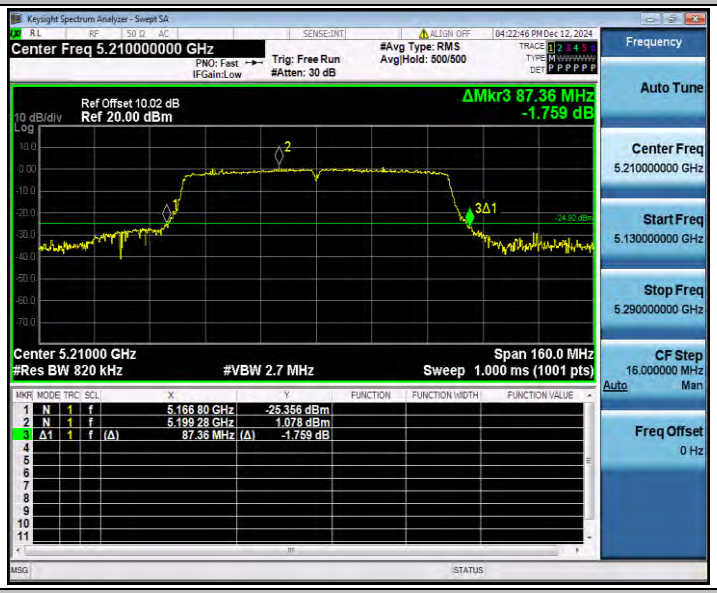

11AX20SISO_Ant1_5180

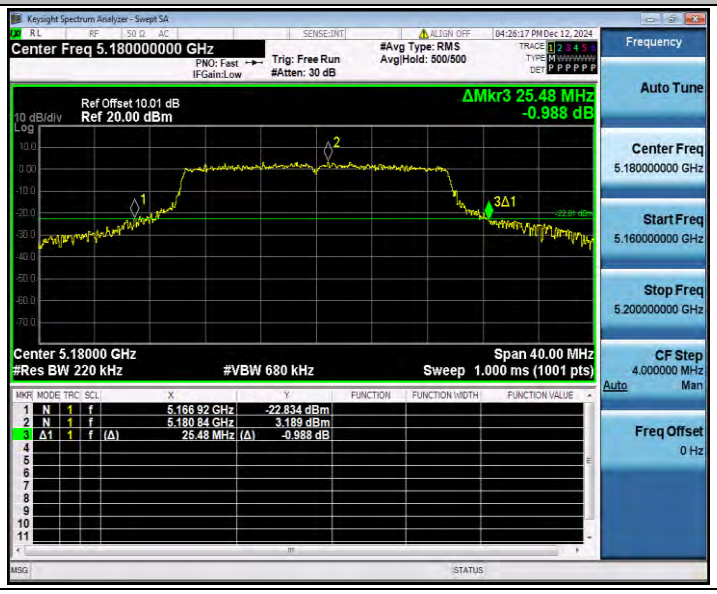

11AX20SISO_Ant1_5200

11AX20SISO_Ant1_5240

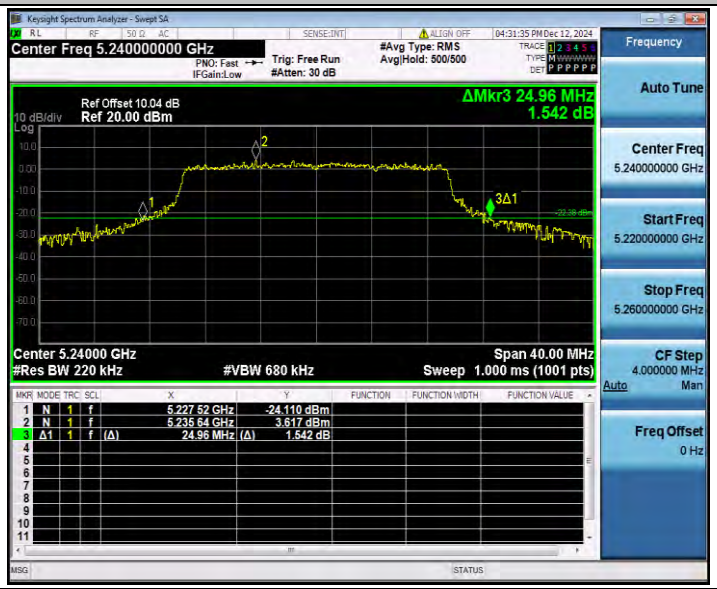

11AX40SISO_Ant1_5190

11AX40SISO_Ant1_5230

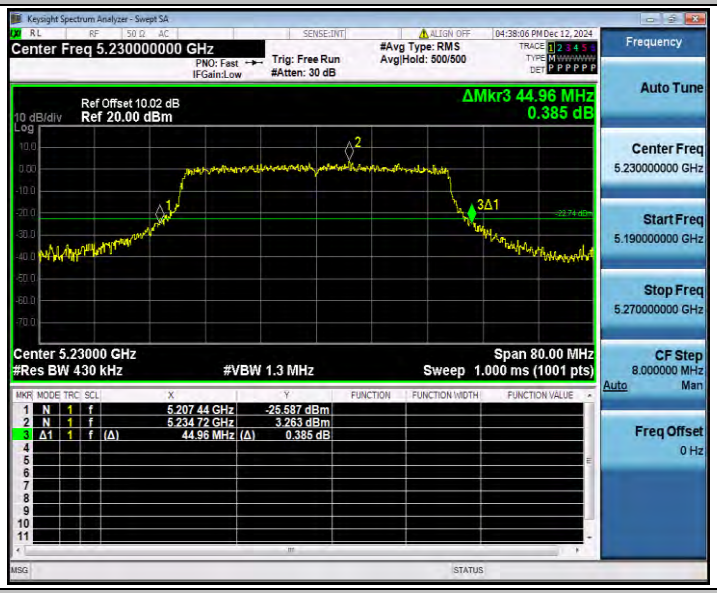

11AX80SISO_Ant1_5210

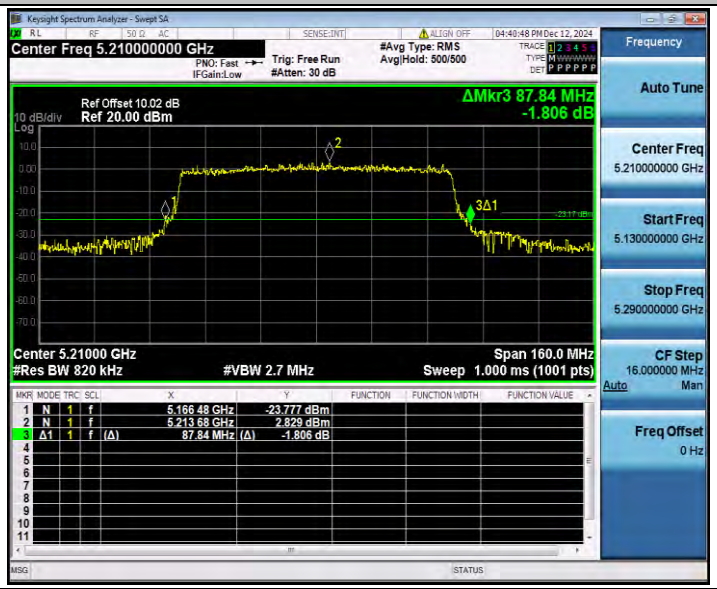

Appendix D.2: Occupied channel bandwidth

Test Result

TestMode	Antenna	Freq(MHz)	OCB [MHz]	FL[MHz]	FH[MHz]	Limit[MHz]	Verdict
11A	Ant1	5180	17.715	5171.0889	5188.8039	---	---
		5200	17.771	5191.0438	5208.8148	---	---
		5240	17.735	5230.9944	5248.7294	---	---
11N20SISO	Ant1	5180	18.757	5170.6395	5189.3965	---	---
		5200	18.731	5190.6188	5209.3498	---	---
		5240	18.752	5230.5542	5249.3062	---	---
11N40SISO	Ant1	5190	37.330	5171.3484	5208.6784	---	---
		5230	37.154	5211.4228	5248.5768	---	---
11AC20SISO	Ant1	5180	18.710	5170.6287	5189.3387	---	---
		5200	18.783	5190.5839	5209.3669	---	---
		5240	18.723	5230.5723	5249.2953	---	---
11AC40SISO	Ant1	5190	37.252	5171.4084	5208.6604	---	---
		5230	37.242	5211.3858	5248.6278	---	---
11AC80SISO	Ant1	5210	76.267	5171.9284	5248.1954	---	---
11AX20SISO	Ant1	5180	19.467	5170.3008	5189.7678	---	---
		5200	19.459	5190.2563	5209.7153	---	---
		5240	19.511	5230.2323	5249.7433	---	---
11AX40SISO	Ant1	5190	38.208	5170.9062	5209.1142	---	---
		5230	38.130	5210.9193	5249.0493	---	---
11AX80SISO	Ant1	5210	77.824	5171.2661	5249.0901	---	---

Test Graphs

11A_Ant1_5180

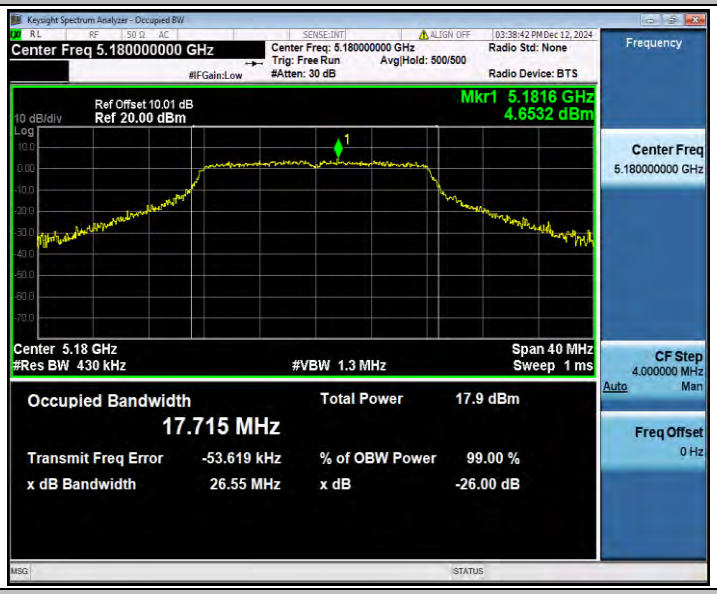

11A_Ant1_5200

11A_Ant1_5240

11N20SISO_Ant1_5180

11N20SISO_Ant1_5200

11N20SISO_Ant1_5240

11N40SISO_Ant1_5190

11N40SISO_Ant1_5230

11AC20SISO_Ant1_5180

11AC20SISO_Ant1_5200

11AC20SISO_Ant1_5240

11AC40SISO_Ant1_5190

11AC40SISO_Ant1_5230

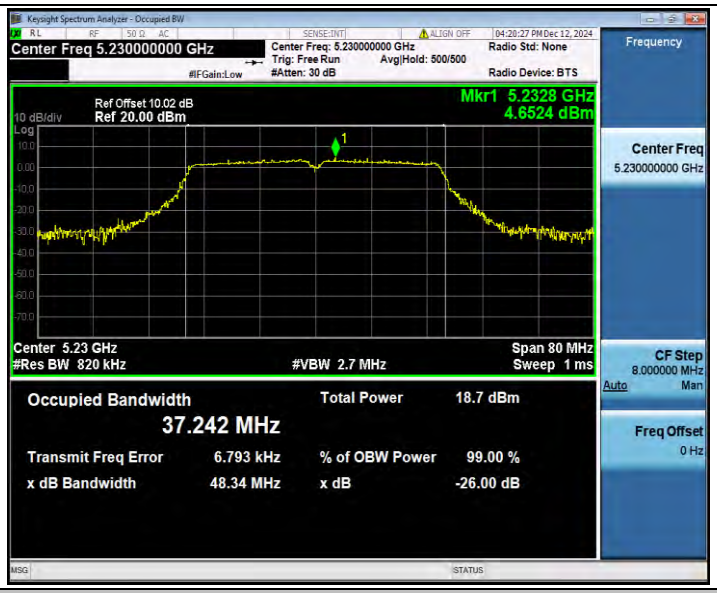

11AC80SISO_Ant1_5210

11AX20SISO_Ant1_5180

11AX20SISO_Ant1_5200

11AX20SISO_Ant1_5240

11AX40SISO_Ant1_5190

11AX40SISO_Ant1_5230

11AX80SISO_Ant1_5210

Appendix D.3: Duty Cycle

Test Result

TestMode	Antenna	Freq(MHz)	Transmission Duration [ms]	Transmission Period [ms]	Duty Cycle [%]	Duty Cycle Factor[dB]	1/T Factor[KHz]
11A	Ant1	5180	2.03	2.21	91.86	0.37	0.49
		5200	2.03	2.27	89.43	0.49	0.49
		5240	2.03	2.21	91.86	0.37	0.49
11N20SISO	Ant1	5180	1.89	2.26	83.63	0.78	0.53
		5200	1.89	2.82	67.02	1.74	0.53
		5240	1.89	2.10	90.00	0.46	0.53
11N40SISO	Ant1	5190	0.93	1.12	83.04	0.81	1.08
		5230	0.93	1.48	62.84	2.02	1.08
11AC20SISO	Ant1	5180	1.90	2.28	83.33	0.79	0.53
		5200	1.90	2.14	88.79	0.52	0.53
		5240	1.90	2.18	87.16	0.60	0.53
11AC40SISO	Ant1	5190	0.94	1.17	80.34	0.95	1.06
		5230	0.93	1.39	66.91	1.75	1.08
11AC80SISO	Ant1	5210	0.46	0.79	58.23	2.35	2.17
11AX20SISO	Ant1	5180	1.46	1.77	82.49	0.84	0.68
		5200	1.46	1.84	79.35	1.00	0.68
		5240	1.46	1.57	92.99	0.32	0.68
11AX40SISO	Ant1	5190	0.76	0.95	80.00	0.97	1.32
		5230	0.77	1.41	54.61	2.63	1.30
11AX80SISO	Ant1	5210	0.32	0.37	86.49	1.28	0.95

Test Graphs

11A_Ant1_5180
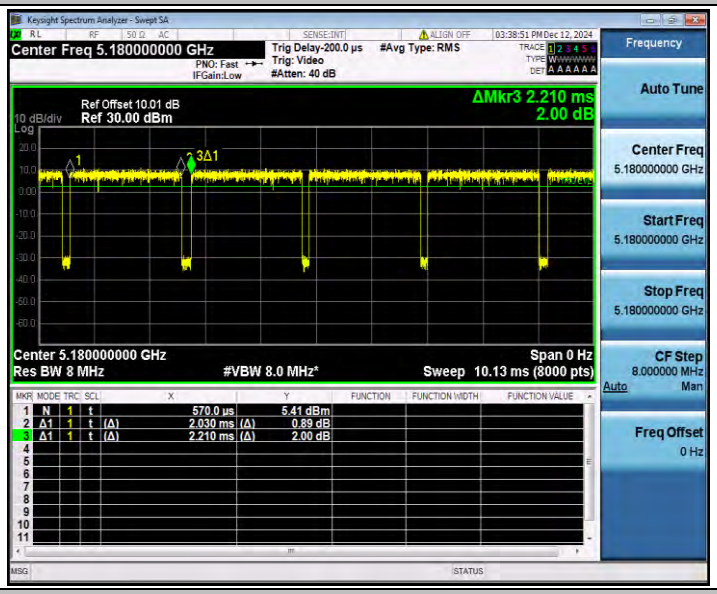
11A_Ant1_5200
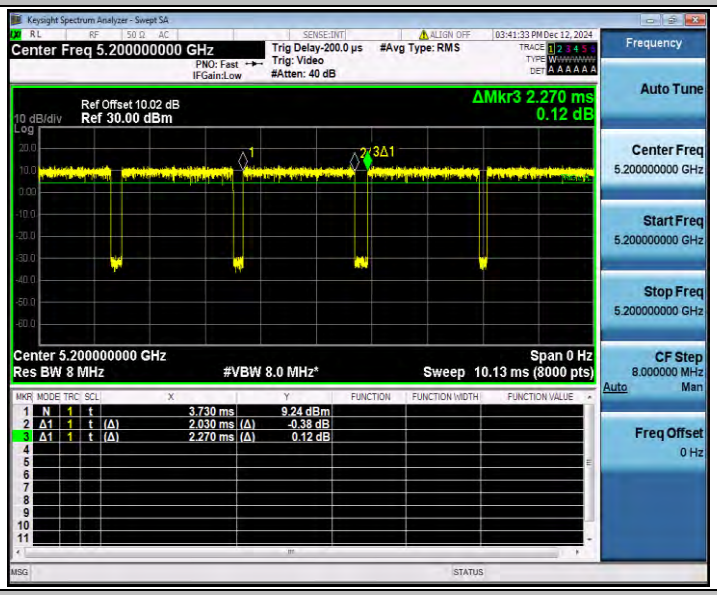
11A_Ant1_5240

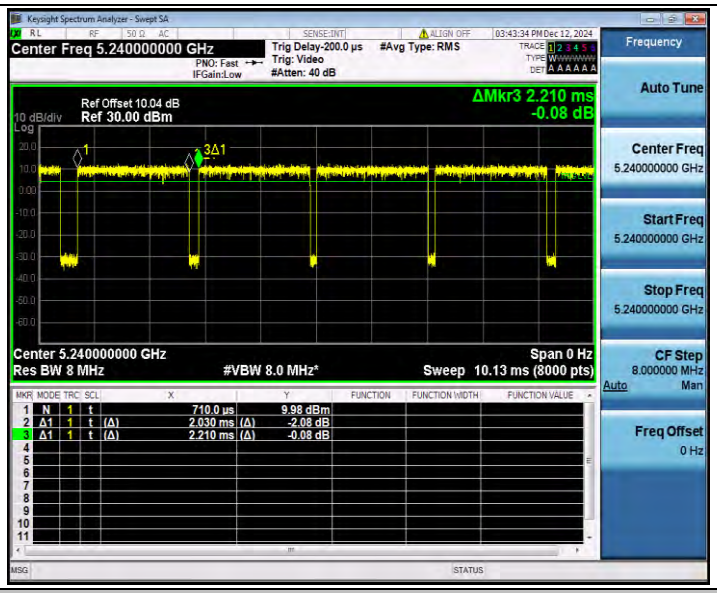

11N20SISO_Ant1_5180

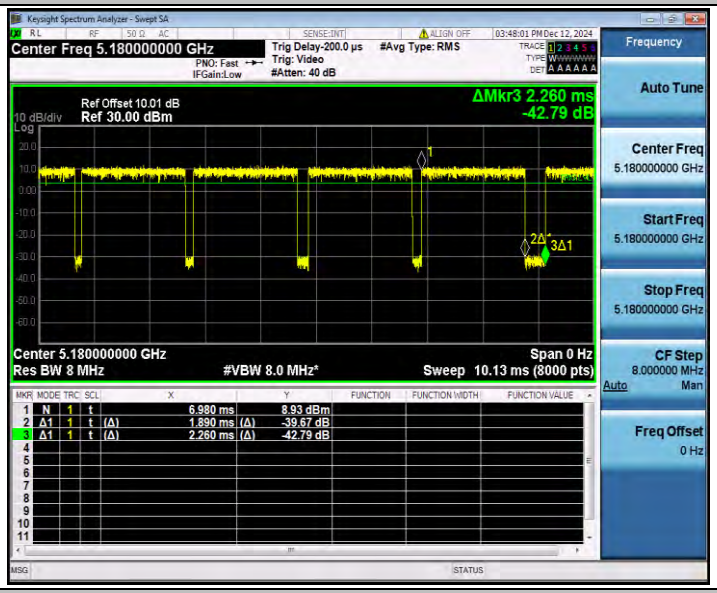

11N20SISO_Ant1_5200

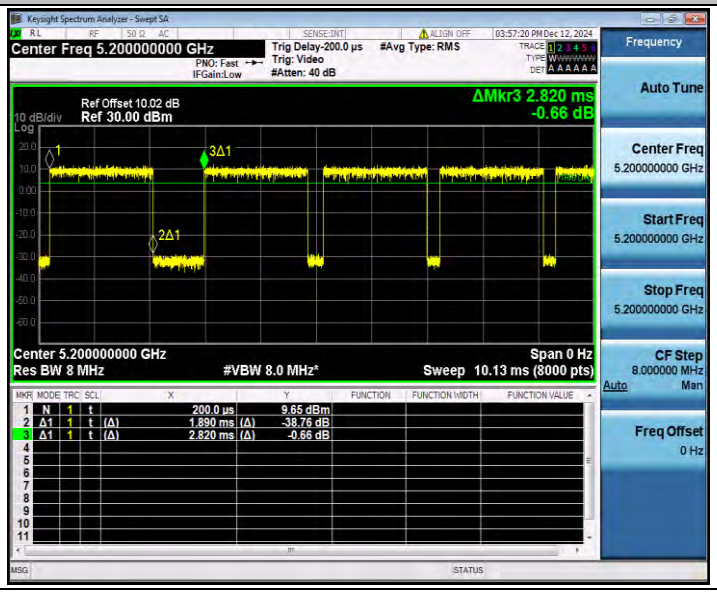

11N20SISO_Ant1_5240

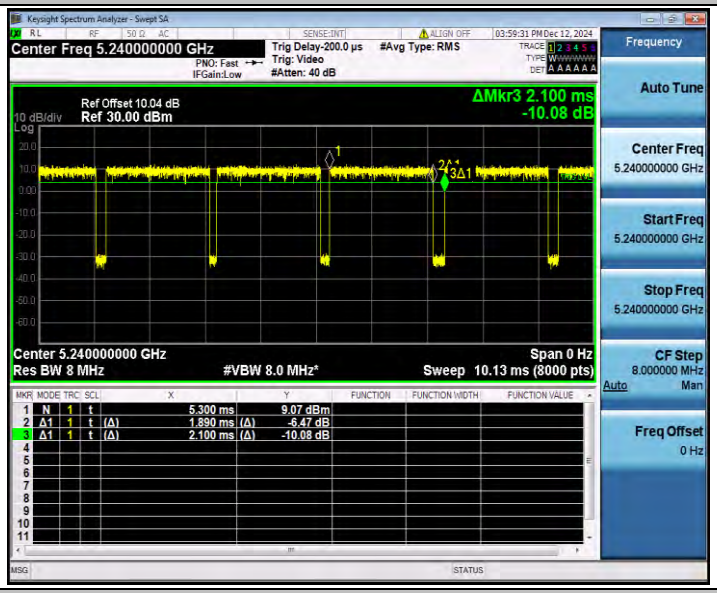

11N40SISO_Ant1_5190

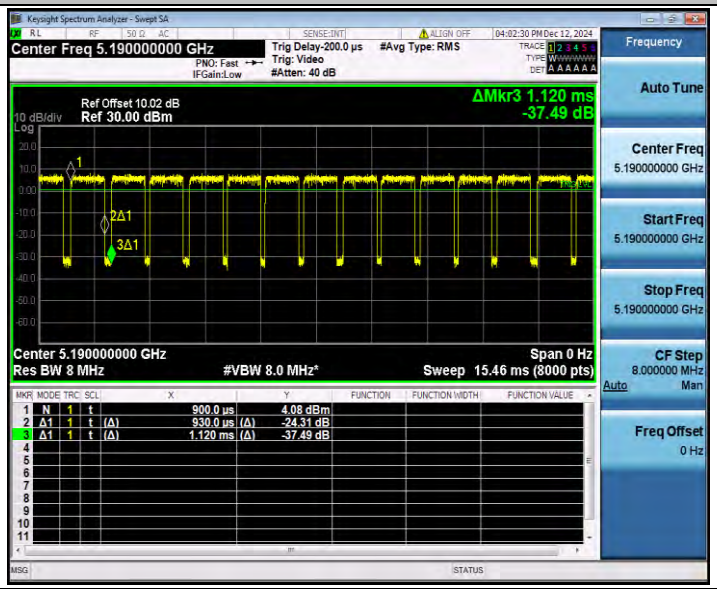

11N40SISO_Ant1_5230

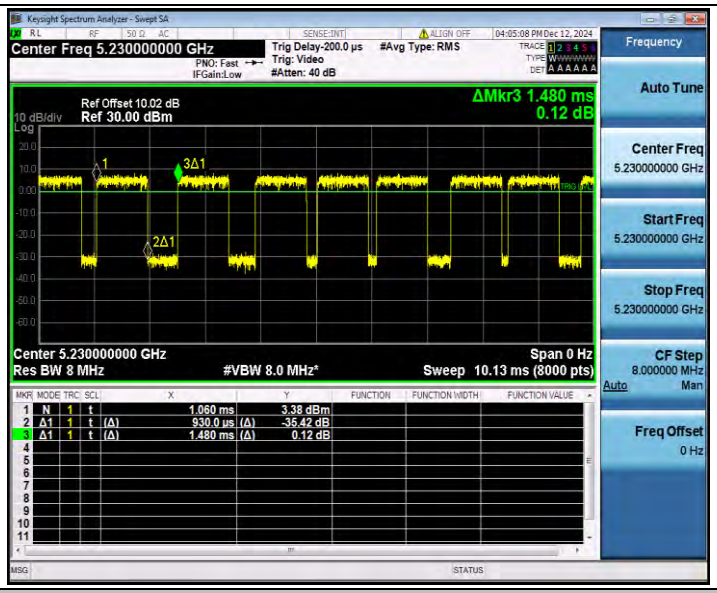

11AC20SISO_Ant1_5180

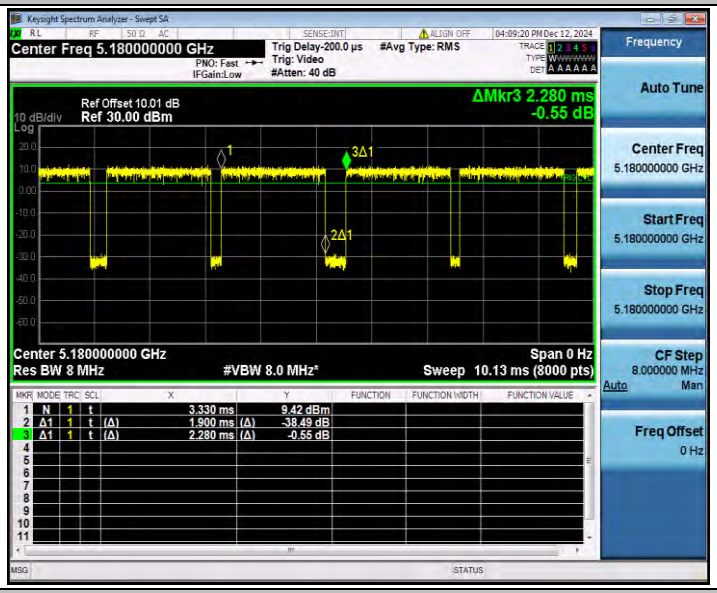

11AC20SISO_Ant1_5200

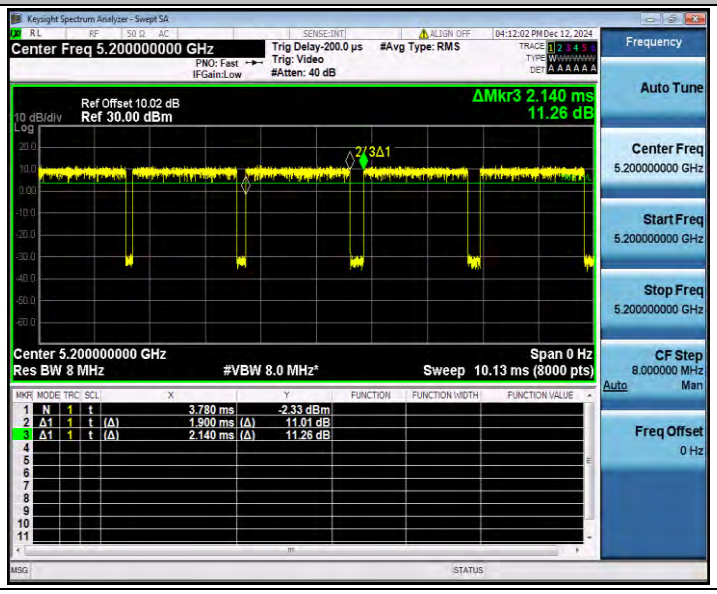

11AC20SISO_Ant1_5240

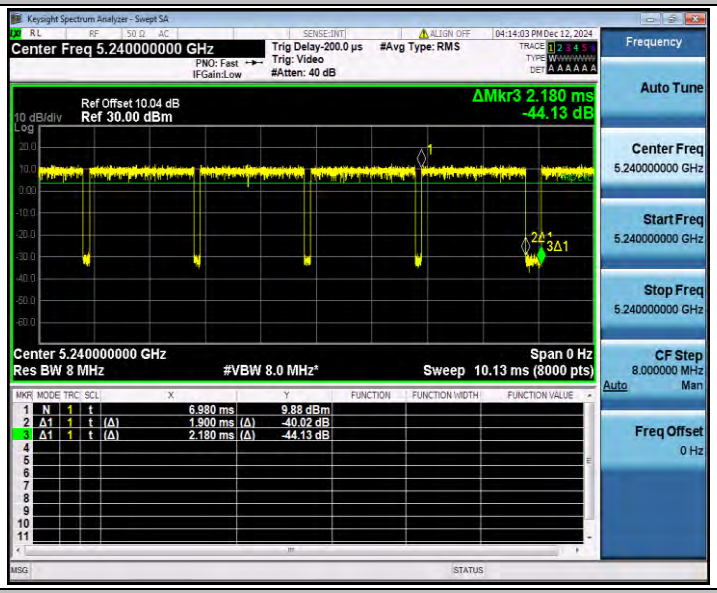

11AC40SISO_Ant1_5190

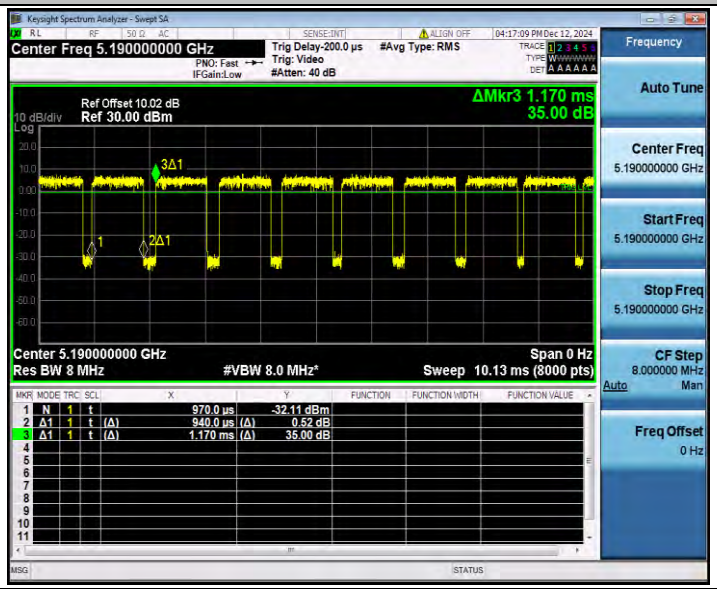

11AC40SISO_Ant1_5230

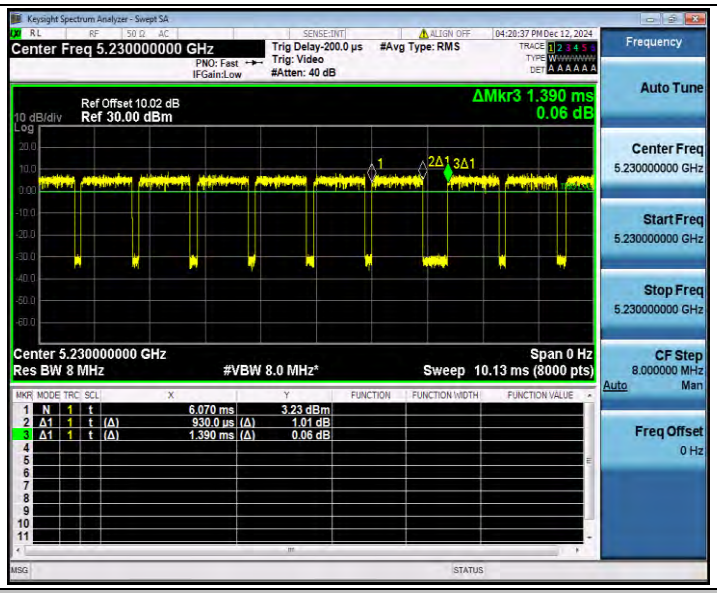

11AC80SISO_Ant1_5210

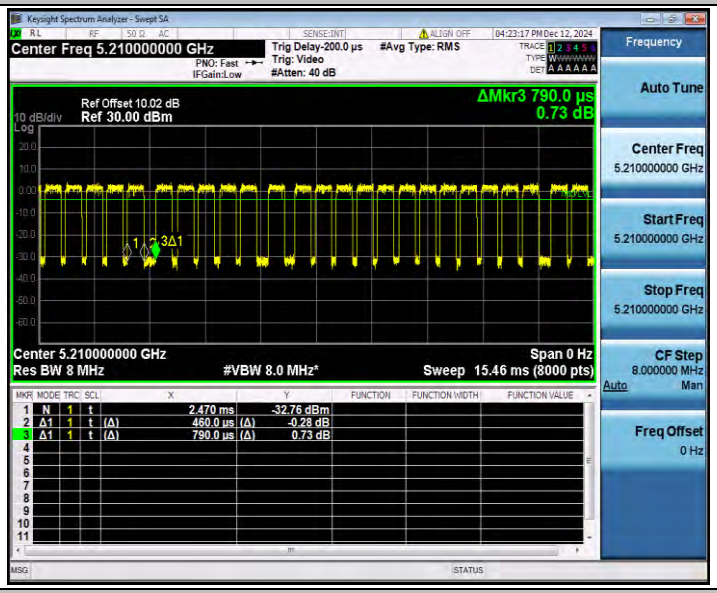

11AX20SISO_Ant1_5180

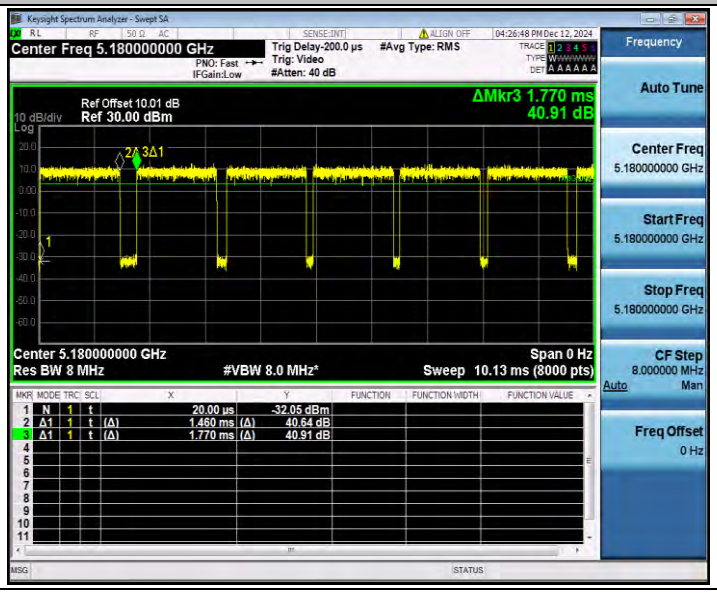

11AX20SISO_Ant1_5200

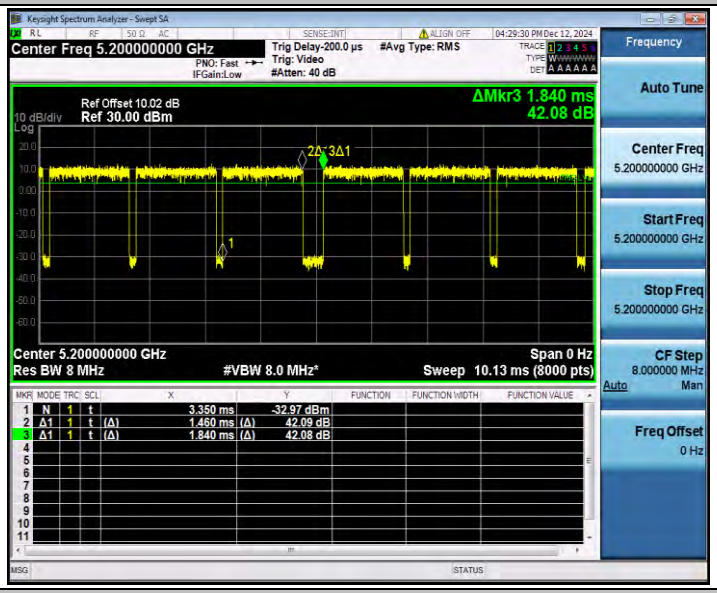

11AX20SISO_Ant1_5240

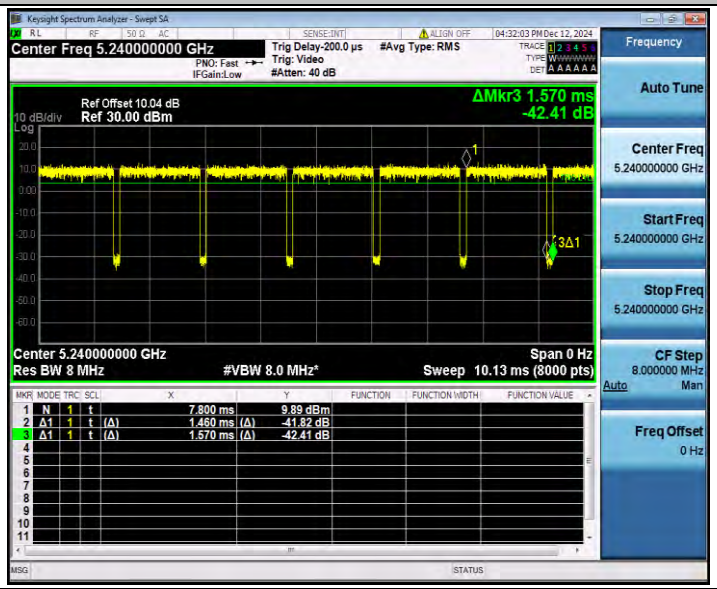

11AX40SISO_Ant1_5190

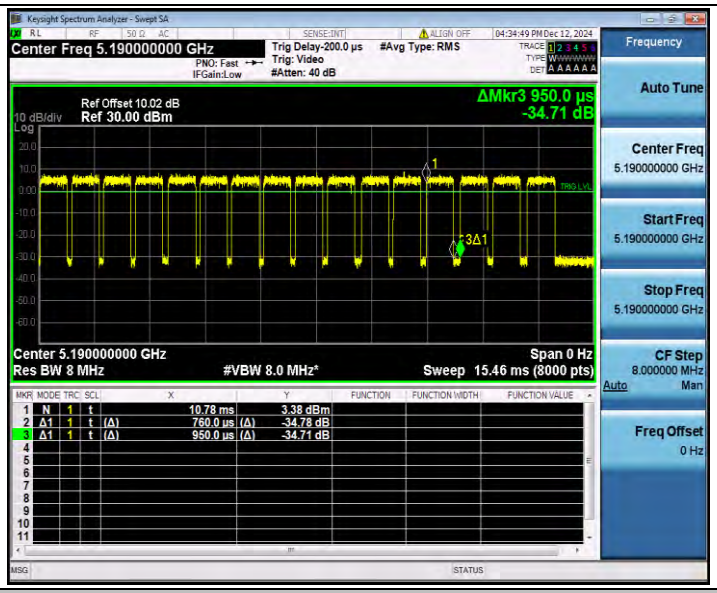

11AX40SISO_Ant1_5230

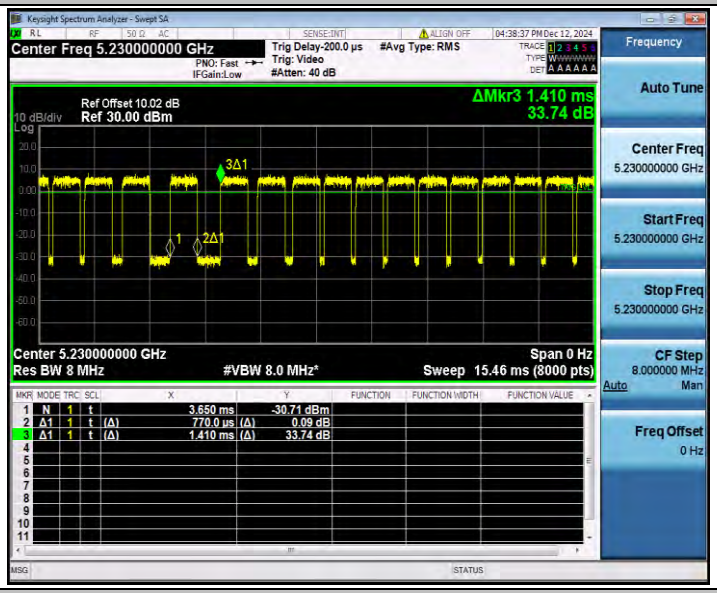

11AX80SISO_Ant1_5210

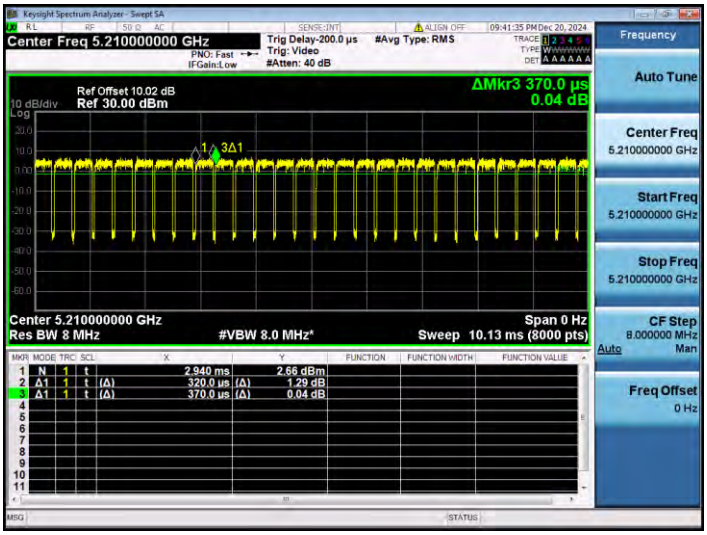

Appendix D.4: Maximum conducted output power

Test Result Channel Power

Test Mode	Antenna	Freq(MHz)	Channel Powert [dBm]	Duty Cycle [%]	DC Factor [dBm]	Result [dBm]	Limit [dBm]	Verdict
11A	Ant1	5180	10.53	91.86	0.37	10.90	≤23.98	PASS
		5200	11.89	89.43	0.49	12.38	≤23.98	PASS
		5240	11.90	91.86	0.37	12.27	≤23.98	PASS
11N20SISO	Ant1	5180	11.57	83.63	0.78	12.35	≤23.98	PASS
		5200	11.65	67.02	1.74	13.39	≤23.98	PASS
		5240	12.03	90.00	0.46	12.49	≤23.98	PASS
11N40SISO	Ant1	5190	11.09	83.04	0.81	11.90	≤23.98	PASS
		5230	10.15	62.84	2.02	12.17	≤23.98	PASS
11AC20SISO	Ant1	5180	11.48	83.33	0.79	12.27	≤23.98	PASS
		5200	11.69	88.79	0.52	12.21	≤23.98	PASS
		5240	11.89	87.16	0.60	12.49	≤23.98	PASS
11AC40SISO	Ant1	5190	10.05	80.34	0.95	11.00	≤23.98	PASS
		5230	10.22	66.91	1.75	11.97	≤23.98	PASS
11AC80SISO	Ant1	5210	9.25	58.23	2.35	11.60	≤23.98	PASS
11AX20SISO	Ant1	5180	11.43	82.49	0.84	12.27	≤23.98	PASS
		5200	11.47	79.35	1.00	12.47	≤23.98	PASS
		5240	11.59	92.99	0.32	11.91	≤23.98	PASS
11AX40SISO	Ant1	5190	9.37	80.00	0.97	10.34	≤23.98	PASS
		5230	9.68	54.61	2.63	12.31	≤23.98	PASS
11AX80SISO	Ant1	5210	8.78	86.49	1.28	10.06	≤23.98	PASS

Appendix D.5: Maximum power spectral density

Test Result

TestMode	Antenna	Freq(MHz)	Result [dBm/MHz]	Limit[dBm/MHz]	Verdict
11A	Ant1	5180	1.01	≤11.00	PASS
		5200	1.74	≤11.00	PASS
		5240	1.82	≤11.00	PASS
11N20SISO	Ant1	5180	1.42	≤11.00	PASS
		5200	2.49	≤11.00	PASS
		5240	1.41	≤11.00	PASS
11N40SISO	Ant1	5190	-1.71	≤11.00	PASS
		5230	-1.80	≤11.00	PASS
11AC20SISO	Ant1	5180	1.56	≤11.00	PASS
		5200	1.12	≤11.00	PASS
		5240	1.54	≤11.00	PASS
11AC40SISO	Ant1	5190	-2.79	≤11.00	PASS
		5230	-1.62	≤11.00	PASS
11AC80SISO	Ant1	5210	-4.75	≤11.00	PASS
11AX20SISO	Ant1	5180	1.26	≤11.00	PASS
		5200	1.41	≤11.00	PASS
		5240	1.11	≤11.00	PASS
11AX40SISO	Ant1	5190	-3.51	≤11.00	PASS
		5230	-1.54	≤11.00	PASS
11AX80SISO	Ant1	5210	-7.68	≤11.00	PASS

Note：1.The Result and Limit Unit is dBm/500 kHz in the band 5.725–5.85 GHz.
2.The Duty Cycle Factor and RBW Factor is compensated in the graph.

Test Graphs

11A_Ant1_5180
11A_Ant1_5200
11A_Ant1_5240

11N20SISO_Ant1_5180

11N20SISO_Ant1_5200

11N20SISO_Ant1_5240

11N40SISO_Ant1_5190

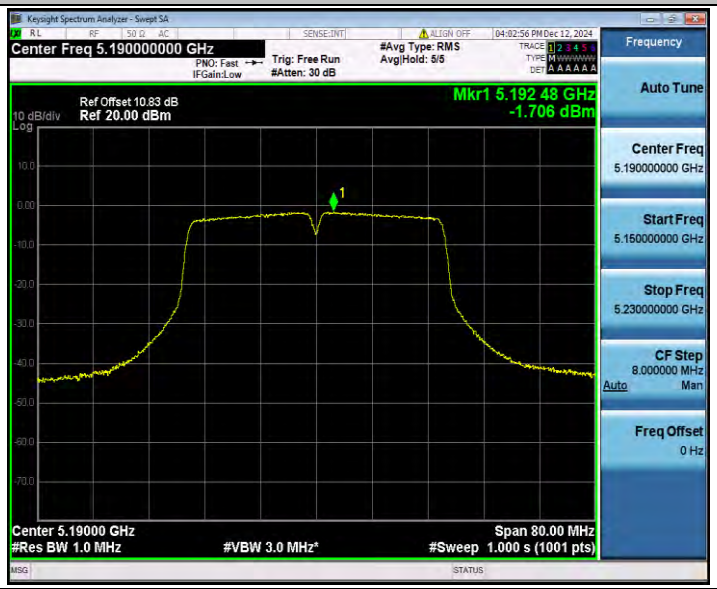

11N40SISO_Ant1_5230

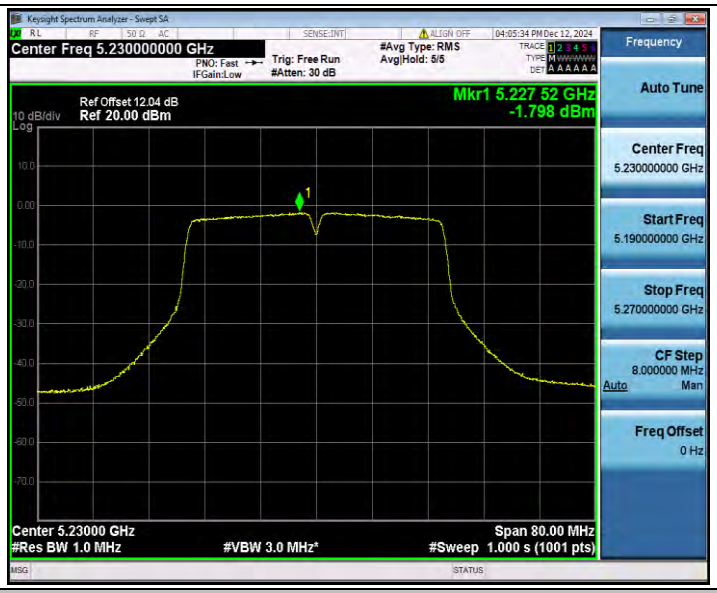

11AC20SISO_Ant1_5180

11AC20SISO_Ant1_5200

11AC20SISO_Ant1_5240

11AC40SISO_Ant1_5190

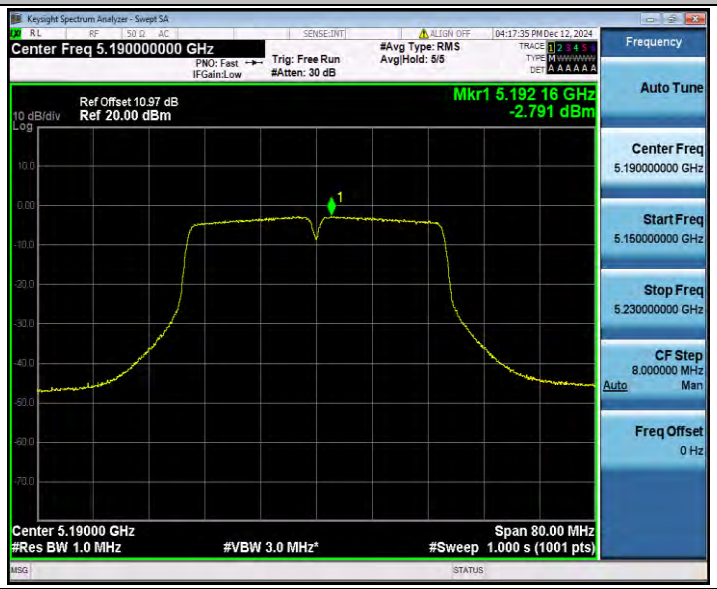

11AC40SISO_Ant1_5230

11AC80SISO_Ant1_5210

11AX20SISO_Ant1_5180

11AX20SISO_Ant1_5200

11AX20SISO_Ant1_5240

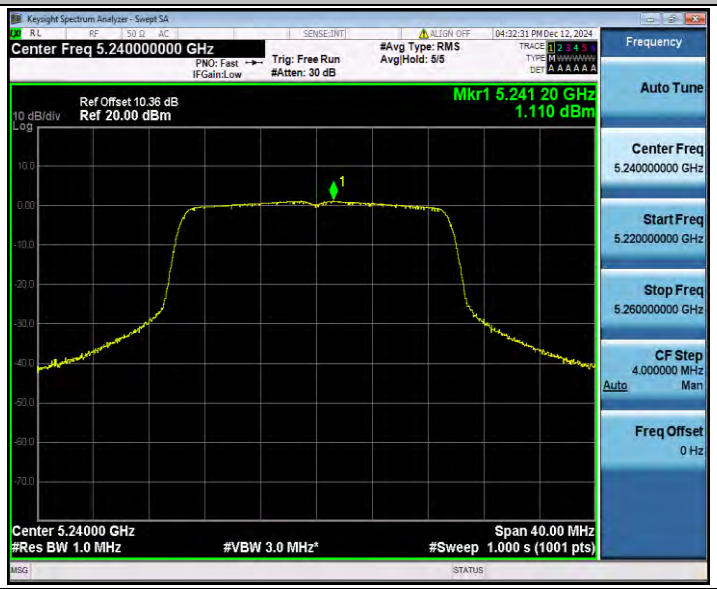

11AX40SISO_Ant1_5190

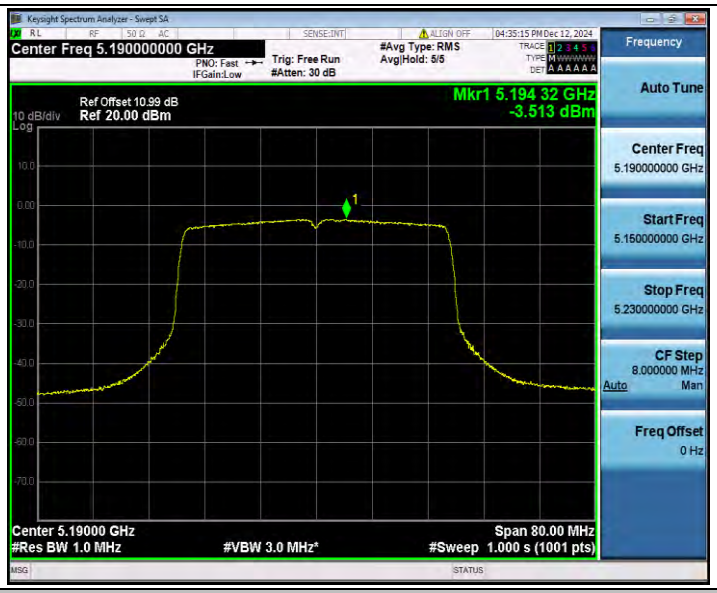

11AX40SISO_Ant1_5230

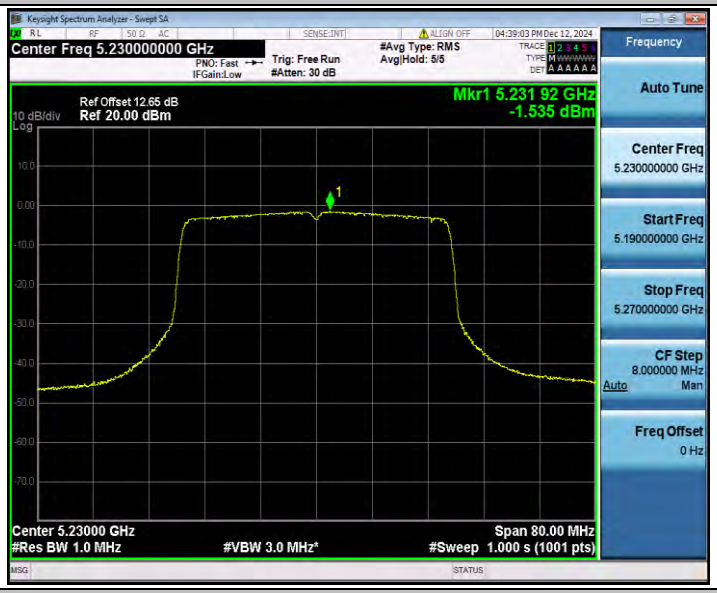

11AX80SISO_Ant1_5210