Appendix G.6: Band edge measurements

Test Result B4

TestMode	Antenna	ChName	Freq(MHz)	FreqRange [MHz]	Result [dBm]	Limit [dBm]	Verdict
11A	Ant1	Low	5745	5650~5700	-39.84	≤-26.62	PASS
				5700~5720	-25.37	≤15.27	PASS
				5720~5725	-27.23	≤16.08	PASS
				5760~5650	-40.13	≤-27	PASS
		High	5825	5850~5855	-27.34	≤16.03	PASS
				5855~5875	-28.46	≤11.46	PASS
				5875~5925	-38.96	≤-26.51	PASS
				5925~5935	-37.62	≤-27	PASS
11N20SISO	Ant1	Low	5745	5650~5700	-39.6	≤-26.45	PASS
				5700~5720	-25.23	≤14.98	PASS
				5720~5725	-26.63	≤15.82	PASS
				5760~5650	-40.46	≤-27	PASS
		High	5825	5850~5855	-27.17	≤15.73	PASS
				5855~5875	-31.51	≤10.51	PASS
				5875~5925	-38.58	≤-25.71	PASS
				5925~5935	-38.75	≤-27	PASS
11N40SISO	Ant1	Low	5755	5650~5700	-39.71	≤-26.00	PASS
				5700~5720	-26.48	≤11.31	PASS
				5720~5725	-24.73	≤15.74	PASS
				5780~5650	-38.11	≤-27	PASS
		High	5795	5850~5855	-29.49	≤16.79	PASS
				5855~5875	-29.01	≤14.31	PASS
				5875~5925	-40.01	≤-26.95	PASS
				5925~5935	-38.9	≤-27	PASS
11AC20SISO	Ant1	Low	5745	5650~5700	-40.33	≤-26.79	PASS
				5700~5720	-26.99	≤12.60	PASS
				5720~5725	-26.39	≤16.08	PASS
				5760~5650	-40.26	≤-27	PASS
		High	5825	5850~5855	-26.36	≤15.73	PASS
				5855~5875	-25.92	≤14.56	PASS
				5875~5925	-39.36	≤-26.71	PASS
				5925~5935	-38	≤-27	PASS
11AC40SISO	Ant1	Low	5755	5650~5700	-39.18	≤-26.80	PASS
				5700~5720	-23.21	≤13.95	PASS
				5720~5725	-22.07	≤16.35	PASS
				5780~5650	-39.88	≤-27	PASS

		High	5795	5850~5855	-30.95	≤15.66	PASS
				5855~5875	-31.35	≤10.25	PASS
				5875~5925	-39.84	≤-26.83	PASS
				5925~5935	-38.67	≤-27	PASS
11AC80S ISO	Ant1	Low	5775	5650~5700	-33.78	≤-25.42	PASS
				5700~5720	-23.48	≤12.65	PASS
				5720~5725	-25.12	≤16.00	PASS
				5800~5650	-35.38	≤-27	PASS
		High	5775	5850~5855	-25.17	≤16.26	PASS
				5855~5875	-23.91	≤12.42	PASS
				5875~5925	-38.98	≤-26.60	PASS
				5925~5935	-37.48	≤-27	PASS
11AX20SI SO	Ant1	Low	5745	5650~5700	-40.28	≤-26.36	PASS
				5700~5720	-24.73	≤14.92	PASS
				5720~5725	-22.94	≤16.34	PASS
				5760~5650	-39.76	≤-27	PASS
		High	5825	5850~5855	-26.62	≤15.73	PASS
				5855~5875	-24.56	≤14.67	PASS
				5875~5925	-39.36	≤-26.81	PASS
				5925~5935	-38.78	≤-27	PASS
11AX40SI SO	Ant1	Low	5755	5650~5700	-40.18	≤-26.40	PASS
				5700~5720	-23.26	≤11.99	PASS
				5720~5725	-17.73	≤17.58	PASS
				5780~5650	-39.69	≤-27	PASS
		High	5795	5850~5855	-30.41	≤16.03	PASS
				5855~5875	-31.03	≤12.97	PASS
				5875~5925	-39.05	≤-26.95	PASS
				5925~5935	-38.2	≤-27	PASS
11AX80SI SO	Ant1	Low	5775	5650~5700	-35.68	≤-26.34	PASS
				5700~5720	-22.61	≤11.44	PASS
				5720~5725	-25.53	≤16.35	PASS
				5800~5650	-35.08	≤-27	PASS
		High	5775	5850~5855	-24.85	≤17.10	PASS
				5855~5875	-25.44	≤10.45	PASS
				5875~5925	-39.18	≤-26.60	PASS
				5925~5935	-37.71	≤-27	PASS

Test Graphs B4

11A_Ant1_Low_5745

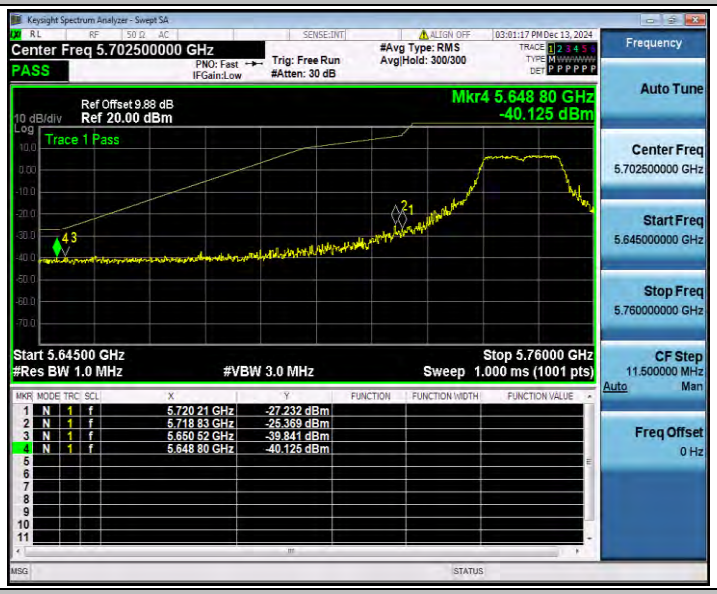

11A_Ant1_High_5825

11N20SISO_Ant1_Low_5745

11N20SISO_Ant1_High_5825

11N40SISO_Ant1_Low_5755

11N40SISO_Ant1_High_5795

11AC20SISO_Ant1_Low_5745

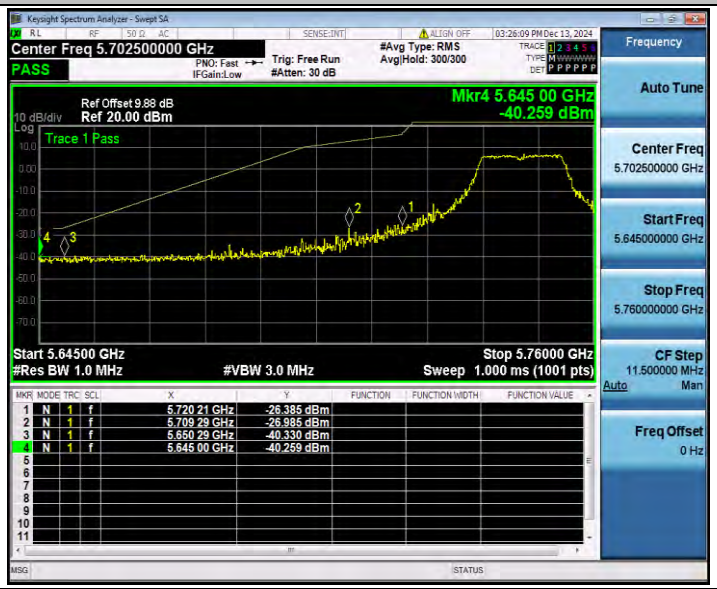

11AC20SISO_Ant1_High_5825

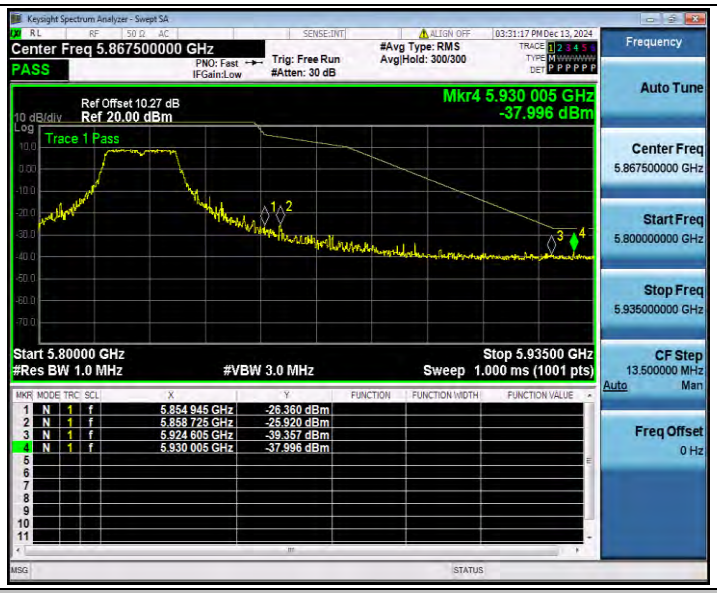

11AC40SISO_Ant1_Low_5755

11AC40SISO_Ant1_High_5795

11AC80SISO_Ant1_Low_5775

11AC80SISO_Ant1_High_5775

11AX20SISO_Ant1_Low_5745

11AX20SISO_Ant1_High_5825

11AX40SISO_Ant1_Low_5755

11AX40SISO_Ant1_High_5795

11AX80SISO_Ant1_Low_5775

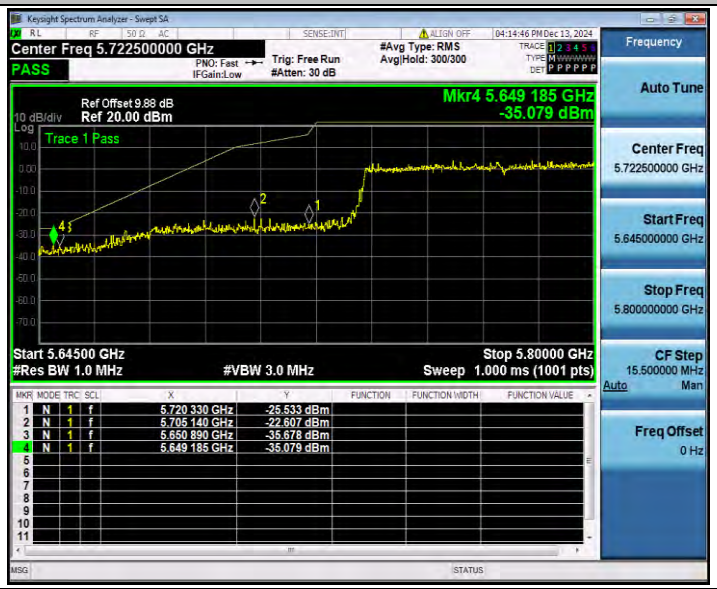

11AX80SISO_Ant1_High_5775

Keysight Spectrum Analyzer - Swept SA
Center Freq 5.842500000 GHz
PASS
PNO: Fast
IFGain:Low
Trig: Free Run
#Atten: 30 dB
#Avg Type: RMS
Avg|Hold: 300/300
04:15:03 PM Dec 13, 2024
Ref Offset 9.88 dB
10 dB/div
Ref 20.00 dBm
Log
Trace 1 Pass
Mkr4 5.934 630 GHz
-37.706 dBm
Start 5.75000 GHz
#Res BW 1.0 MHz
#VBW 3.0 MHz
Stop 5.93500 GHz
Sweep 1.000 ms (1001 pts)
1 N 1 f 5.854 340 GHz -24.854 dBm
2 N 1 f 5.873 395 GHz -25.441 dBm
3 N 1 f 5.924 455 GHz -39.181 dBm
4 N 1 f 5.934 630 GHz -37.706 dBm
Frequency
Auto Tune
Center Freq
5.842500000 GHz
Start Freq
5.750000000 GHz
Stop Freq
5.935000000 GHz
CF Step
18.500000 MHz
Auto
Man
Freq Offset
0 Hz

Appendix G.7: Conducted Spurious Emission

Test Result

TestMode	Antenna	Freq(MHz)	FreqRange [MHz]	Max. Fre [MHz]	Max. Level [dBm]	Limit [dBm]	Verdict
11A	Ant1	5745	30~5650	3157.16	-40.22	≤-27	PASS
			5925~27000	24211.78	-32.6	≤-27	PASS
		5785	30~5650	2656.04	-40.08	≤-27	PASS
			5925~27000	24853.86	-31.97	≤-27	PASS
		5825	30~5650	5472.6	-39.85	≤-27	PASS
			5925~27000	23581.64	-31.42	≤-27	PASS
11N20SISO	Ant1	5745	30~5650	5635.58	-40.28	≤-27	PASS
			5925~27000	23530.35	-32.52	≤-27	PASS
		5785	30~5650	2649.86	-39.61	≤-27	PASS
			5925~27000	24347.36	-31.2	≤-27	PASS
		5825	30~5650	5454.24	-39.92	≤-27	PASS
			5925~27000	26490.69	-31.97	≤-27	PASS
11N40SISO	Ant1	5755	30~5650	5519.8	-39.79	≤-27	PASS
			5925~27000	24293.97	-31.79	≤-27	PASS
		5795	30~5650	3572.47	-38.79	≤-27	PASS
			5925~27000	26544.08	-32.13	≤-27	PASS
11AC20SISO	Ant1	5745	30~5650	4768.78	-39.73	≤-27	PASS
			5925~27000	25548.64	-32.11	≤-27	PASS
		5785	30~5650	5464.17	-39.8	≤-27	PASS
			5925~27000	24199.13	-31.91	≤-27	PASS
		5825	30~5650	5031.99	-39.17	≤-27	PASS
			5925~27000	25992.62	-31.1	≤-27	PASS
11AC40SISO	Ant1	5755	30~5650	5546.03	-40.17	≤-27	PASS
			5925~27000	24194.92	-31.13	≤-27	PASS
		5795	30~5650	5413.59	-39.22	≤-27	PASS
			5925~27000	26604.49	-32.12	≤-27	PASS
11AC80SISO	Ant1	5775	30~5650	5624.52	-36.09	≤-27	PASS
			5925~27000	25177.01	-32.34	≤-27	PASS
11AX20SISO	Ant1	5745	30~5650	5462.85	-40.23	≤-27	PASS
			5925~27000	25992.62	-32.19	≤-27	PASS
		5785	30~5650	3301.78	-40	≤-27	PASS
			5925~27000	25266.23	-31.95	≤-27	PASS
		5825	30~5650	3189	-39.64	≤-27	PASS
			5925~27000	25004.9	-31.15	≤-27	PASS
11AX40SISO	Ant1	5755	30~5650	3308.71	-39.97	≤-27	PASS
			5925~27000	24229.34	-31.29	≤-27	PASS

		5795	30~5650	5573.38	-39.44	≤-27	PASS
			5925~27000	24314.34	-31.54	≤-27	PASS
11AX80SISO	Ant1	5775	30~5650	5639.88	-38.61	≤-27	PASS
			5925~27000	26527.22	-32.11	≤-27	PASS

Test Graphs

11A_Ant1_5745_30~5650

11A_Ant1_5745_5925~27000

11A_Ant1_5785_30~5650

11A_Ant1_5785_5925~27000

11A_Ant1_5825_30~5650

11A_Ant1_5825_5925~27000

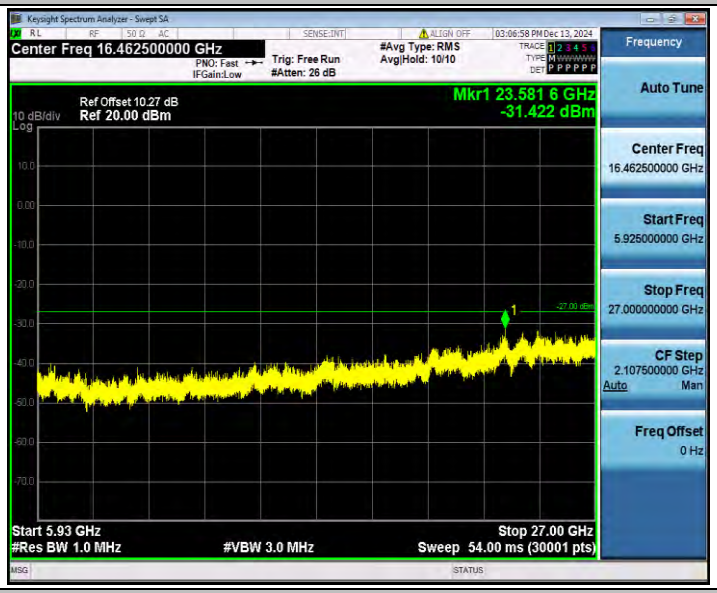

11N20SISO_Ant1_5745_30~5650

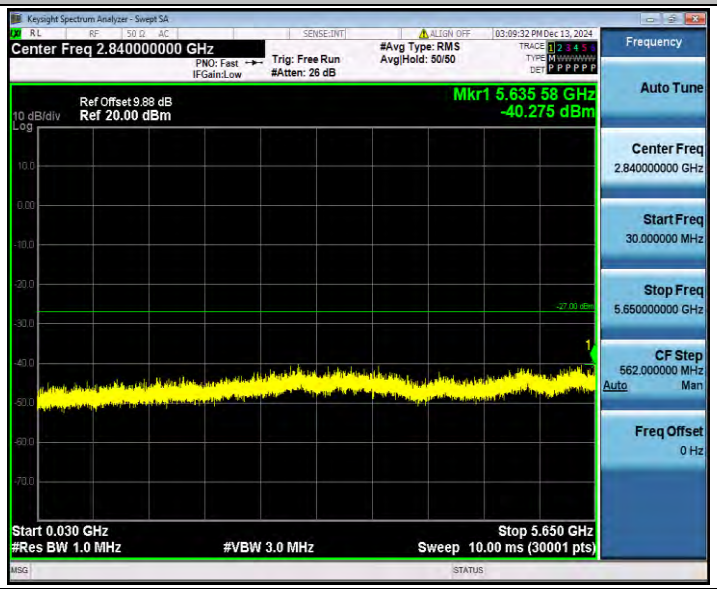

11N20SISO_Ant1_5745_5925~27000

11N20SISO_Ant1_5785_30~5650

11N20SISO_Ant1_5785_5925~27000

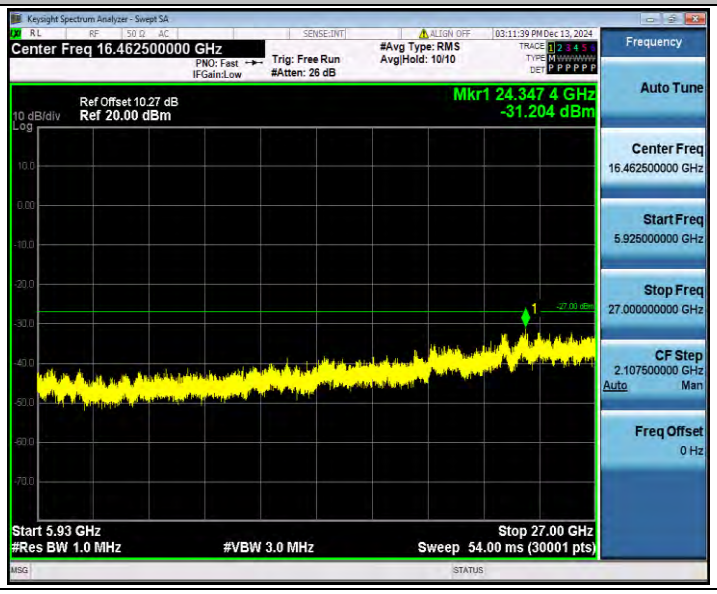

11N20SISO_Ant1_5825_30~5650

11N20SISO_Ant1_5825_5925~27000

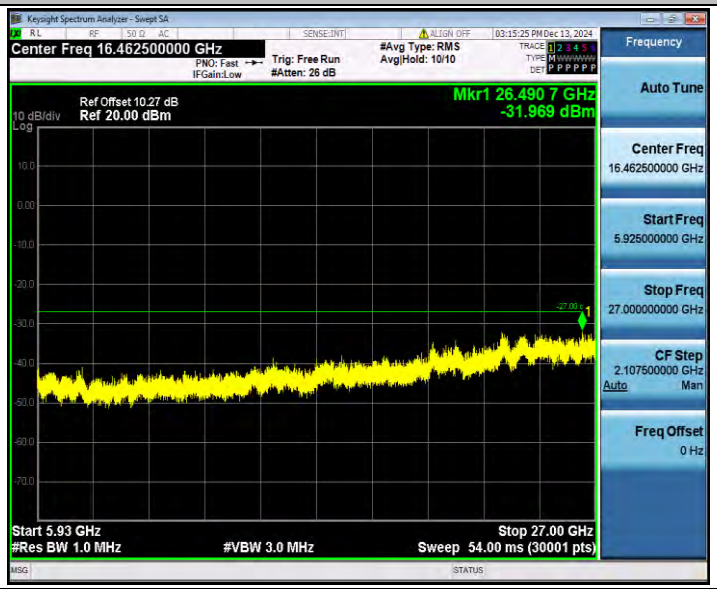

11N40SISO_Ant1_5755_30~5650

11N40SISO_Ant1_5755_5925~27000

11N40SISO_Ant1_5795_30~5650

11N40SISO_Ant1_5795_5925~27000

11AC20SISO_Ant1_5745_30~5650

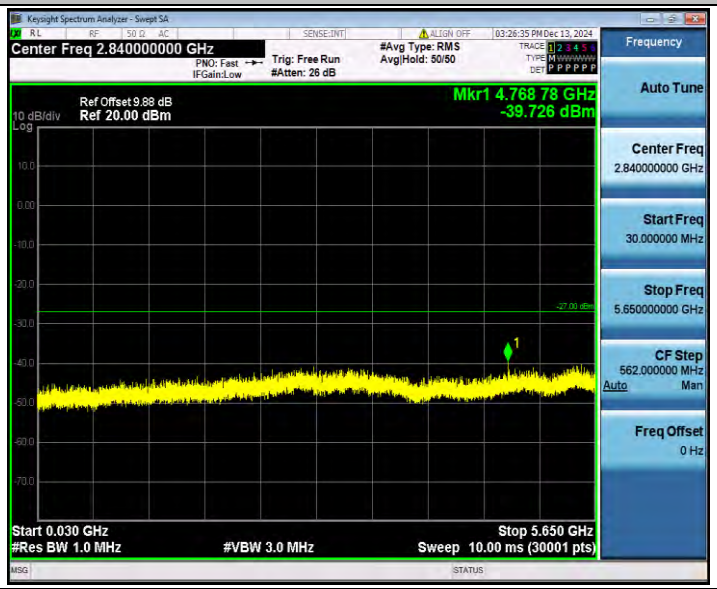

11AC20SISO_Ant1_5745_5925~27000

11AC20SISO_Ant1_5785_30~5650

11AC20SISO_Ant1_5785_5925~27000

11AC20SISO_Ant1_5825_30~5650

11AC20SISO_Ant1_5825_5925~27000

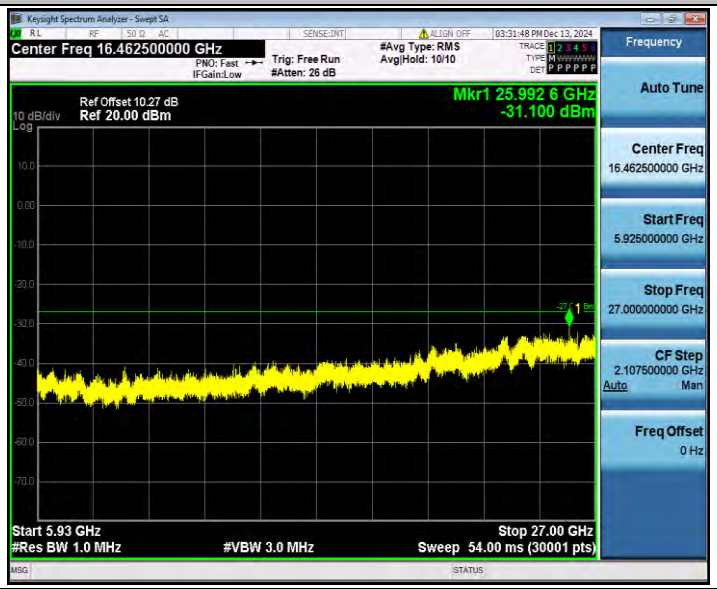

11AC40SISO_Ant1_5755_30~5650

11AC40SISO_Ant1_5755_5925~27000

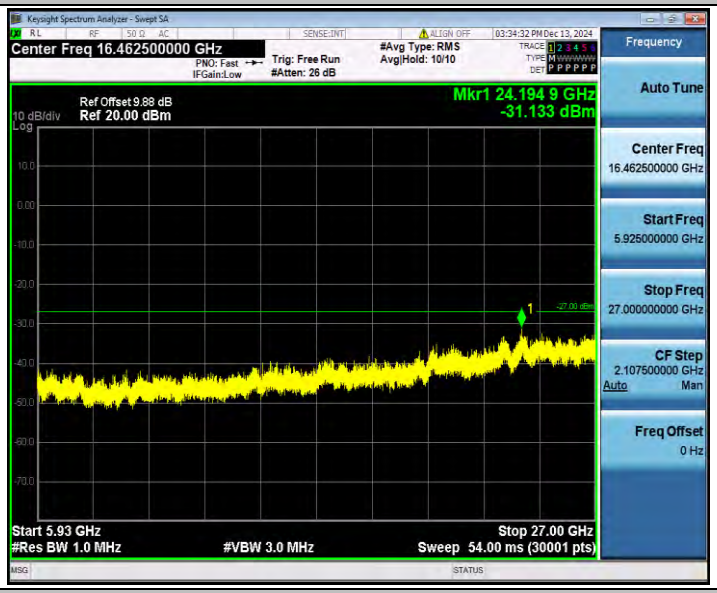

11AC40SISO_Ant1_5795_30~5650

11AC40SISO_Ant1_5795_5925~27000

11AC80SISO_Ant1_5775_30~5650

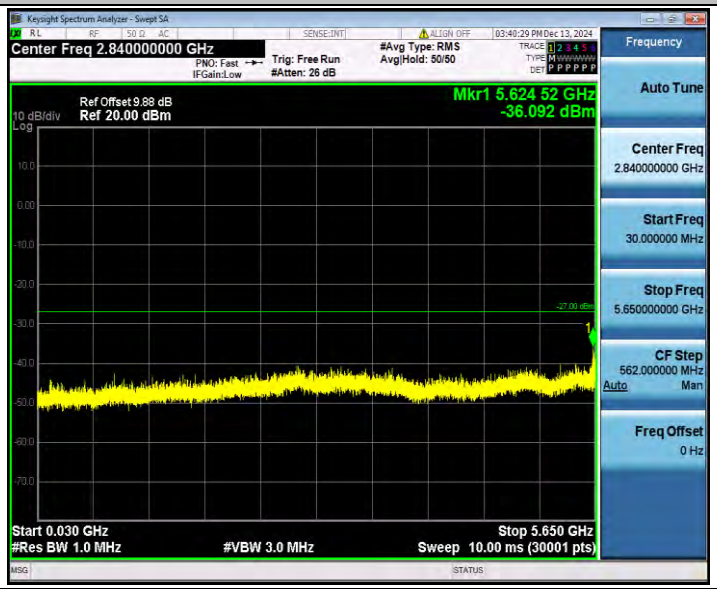

11AC80SISO_Ant1_5775_5925~27000

11AX20SISO_Ant1_5745_30~5650

11AX20SISO_Ant1_5745_5925~27000

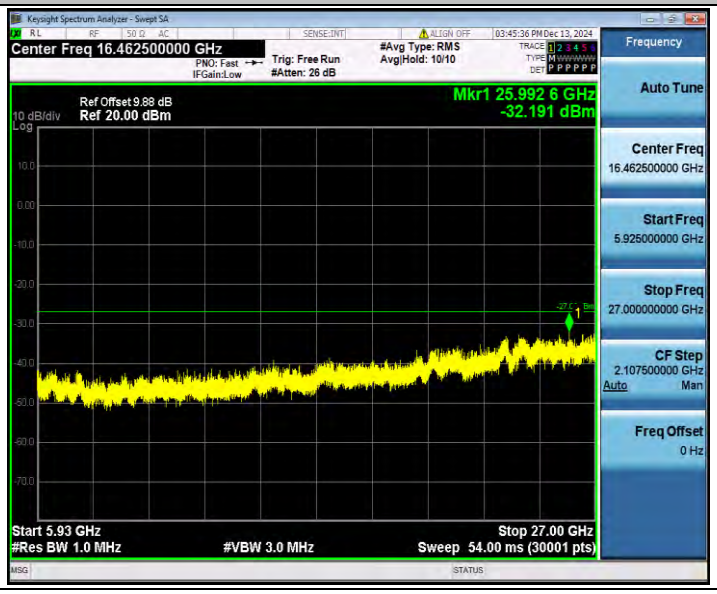

11AX20SISO_Ant1_5785_30~5650

11AX20SISO_Ant1_5785_5925~27000

11AX20SISO_Ant1_5825_30~5650

11AX20SISO_Ant1_5825_5925~27000

11AX40SISO_Ant1_5755_30~5650

11AX40SISO_Ant1_5755_5925~27000

11AX40SISO_Ant1_5795_30~5650

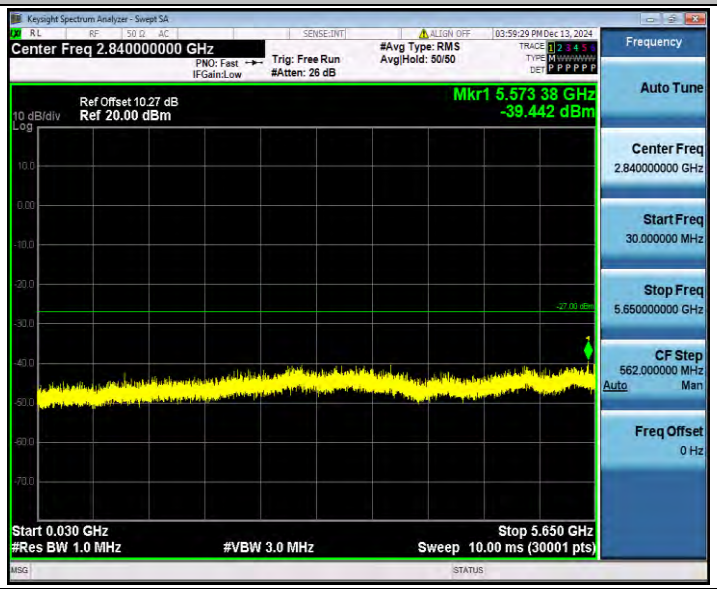

11AX40SISO_Ant1_5795_5925~27000

11AX80SISO_Ant1_5775_30~5650

11AX80SISO_Ant1_5775_5925~27000

Appendix G.8: Emissions in Restricted Bands

Test Result

TestMode	Antenna	ChName	Freq(MHz)	Detector	Freq [MHz]	Result [dBm]	Limit [dBm]	Verdict
11A	Ant1	Low	5745	Peak	5650.000	-39.19	≤-27.00	PASS
				Peak	5700.000	-37.68	≤10.00	PASS
				Peak	5720.000	-28.55	≤15.60	PASS
				Peak	5725.000	-22.66	≤27.00	PASS
		High	5825	Peak	5850.000	-25.976	≤27.00	PASS
				Peak	5855.000	-25.13	≤15.60	PASS
				Peak	5875.000	-31.89	≤10.00	PASS
				Peak	5925.000	-36.38	≤-27.00	PASS
11N20SISO	Ant1	Low	5745	Peak	5650.000	-39.568	≤-27.00	PASS
				Peak	5700.000	-36.82	≤10.00	PASS
				Peak	5720.000	-24.44	≤15.60	PASS
				Peak	5725.000	-24.29	≤27.00	PASS
		High	5825	Peak	5850.000	-22.944	≤27.00	PASS
				Peak	5855.000	-23.78	≤15.60	PASS
				Peak	5875.000	-33.65	≤10.00	PASS
				Peak	5925.000	-35.96	≤-27.00	PASS
11N40SISO	Ant1	Low	5755	Peak	5650.000	-39.754	≤-27.00	PASS
				Peak	5700.000	-31.96	≤10.00	PASS
				Peak	5720.000	-21.92	≤15.60	PASS
				Peak	5725.000	-24.02	≤27.00	PASS
		High	5795	Peak	5850.000	-28.206	≤27.00	PASS
				Peak	5855.000	-30.22	≤15.60	PASS
				Peak	5875.000	-36.23	≤10.00	PASS
				Peak	5925.000	-35.9	≤-27.00	PASS
11AC20SISO	Ant1	Low	5745	Peak	5650.000	-40.495	≤-27.00	PASS
				Peak	5700.000	-35.51	≤10.00	PASS
				Peak	5720.000	-28	≤15.60	PASS
				Peak	5725.000	-19.88	≤27.00	PASS
		High	5825	Peak	5850.000	-25.523	≤27.00	PASS
				Peak	5855.000	-25.3	≤15.60	PASS
				Peak	5875.000	-30.38	≤10.00	PASS
				Peak	5925.000	-37.01	≤-27.00	PASS
11AC40SISO	Ant1	Low	5755	Peak	5650.000	-40.529	≤-27.00	PASS

				Peak	5700.000	-32.98	≤10.00	PASS
				Peak	5720.000	-23.34	≤15.60	PASS
				Peak	5725.000	-22.5	≤27.00	PASS
		High	5795	Peak	5850.000	-25.811	≤27.00	PASS
				Peak	5855.000	-31.38	≤15.60	PASS
				Peak	5875.000	-33.16	≤10.00	PASS
				Peak	5925.000	-35.31	≤-27.00	PASS
11AC80SISO	Ant1	Low	5775	Peak	5650.000	-36.264	≤-27.00	PASS
				Peak	5700.000	-26.05	≤10.00	PASS
				Peak	5720.000	-23.99	≤15.60	PASS
				Peak	5725.000	-20.51	≤27.00	PASS
		High	5775	Peak	5850.000	-23.321	≤27.00	PASS
				Peak	5855.000	-21.68	≤15.60	PASS
				Peak	5875.000	-26.64	≤10.00	PASS
				Peak	5925.000	-36.06	≤-27.00	PASS
11AX20SISO	Ant1	Low	5745	Peak	5650.000	-40.704	≤-27.00	PASS
				Peak	5700.000	-33.4	≤10.00	PASS
				Peak	5720.000	-26.95	≤15.60	PASS
				Peak	5725.000	-21.58	≤27.00	PASS
		High	5825	Peak	5850.000	-23.681	≤27.00	PASS
				Peak	5855.000	-26.51	≤15.60	PASS
				Peak	5875.000	-32.09	≤10.00	PASS
				Peak	5925.000	-35.86	≤-27.00	PASS
11AX40SISO	Ant1	Low	5755	Peak	5650.000	-39.794	≤-27.00	PASS
				Peak	5700.000	-31.67	≤10.00	PASS
				Peak	5720.000	-24.62	≤15.60	PASS
				Peak	5725.000	-23.34	≤27.00	PASS
		High	5795	Peak	5850.000	-24.824	≤27.00	PASS
				Peak	5855.000	-26.8	≤15.60	PASS
				Peak	5875.000	-31.2	≤10.00	PASS
				Peak	5925.000	-36.89	≤-27.00	PASS
11AX80SISO	Ant1	Low	5775	Peak	5650.000	-35.005	≤-27.00	PASS
				Peak	5700.000	-25.68	≤10.00	PASS
				Peak	5720.000	-26.05	≤15.60	PASS
				Peak	5725.000	-24.67	≤27.00	PASS
		High	5775	Peak	5850.000	-24.907	≤27.00	PASS
				Peak	5855.000	-22.73	≤15.60	PASS
				Peak	5875.000	-28.53	≤10.00	PASS
				Peak	5925.000	-36.53	≤-27.00	PASS

Note：

1. The Antenna Gain is compensated in the graph.

2. The Duty Cycle Factor and RBW Factor is compensated in the graph.
3. For transmitters operating in 5150-5350 GHz band and 5470-5725 GHz band: The limit in dBm for average detector is conversion from 54dBuV/m, according to 15.209(a). The limit in dBm for peak detector is 20dB above the limit of average detector in dBm.

Test Graphs

11A_Ant1_Low_5745_Peak

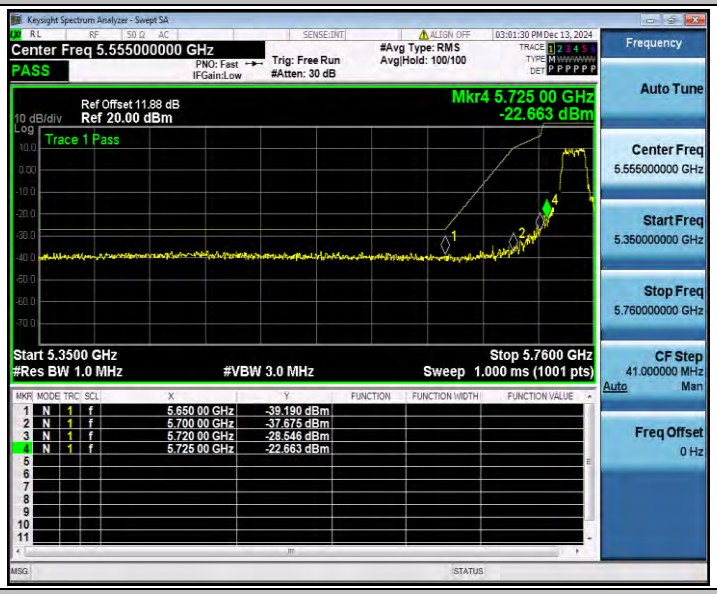

11A_Ant1_High_5825_Peak

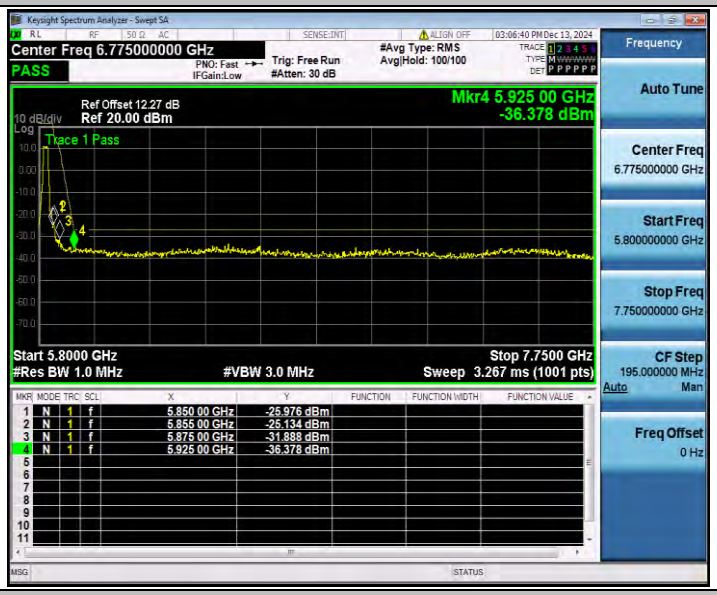

11N20SISO_Ant1_Low_5745_Peak

11N20SISO_Ant1_High_5825_Peak

11N40SISO_Ant1_Low_5755_Peak

11N40SISO_Ant1_High_5795_Peak

11AC20SISO_Ant1_Low_5745_Peak

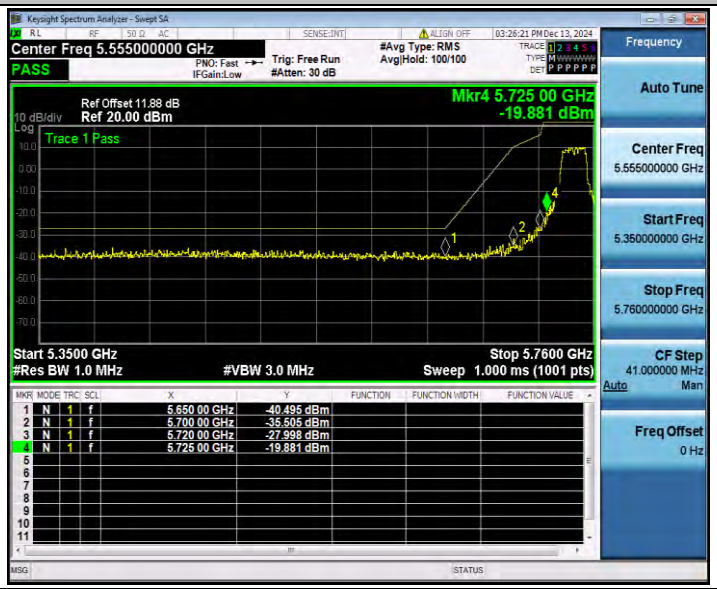

11AC20SISO_Ant1_High_5825_Peak

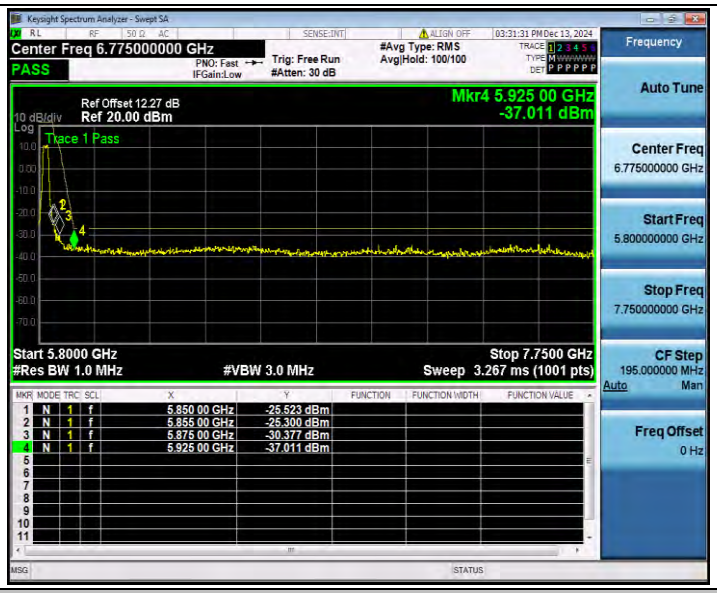

11AC40SISO_Ant1_Low_5755_Peak

11AC40SISO_Ant1_High_5795_Peak

11AC80SISO_Ant1_Low_5775_Peak

11AC80SISO_Ant1_High_5775_Peak

11AX20SISO_Ant1_Low_5745_Peak

11AX20SISO_Ant1_High_5825_Peak

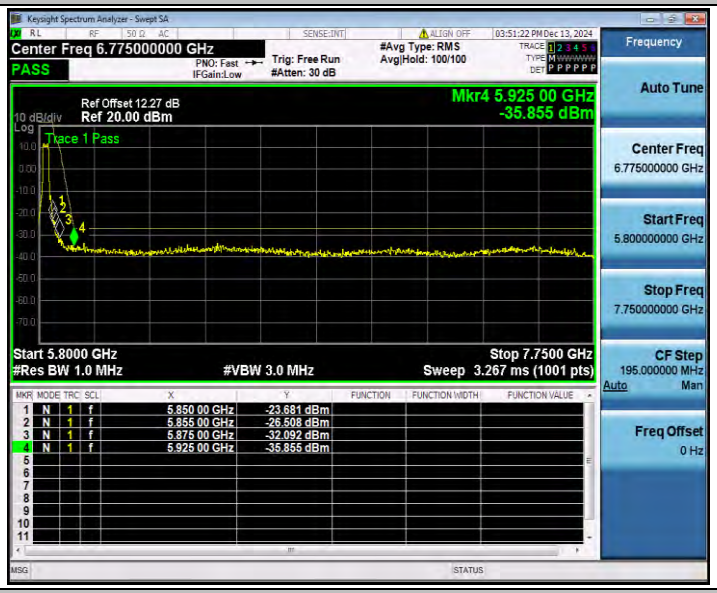

11AX40SISO_Ant1_Low_5755_Peak

11AX40SISO_Ant1_High_5795_Peak

11AX80SISO_Ant1_Low_5775_Peak

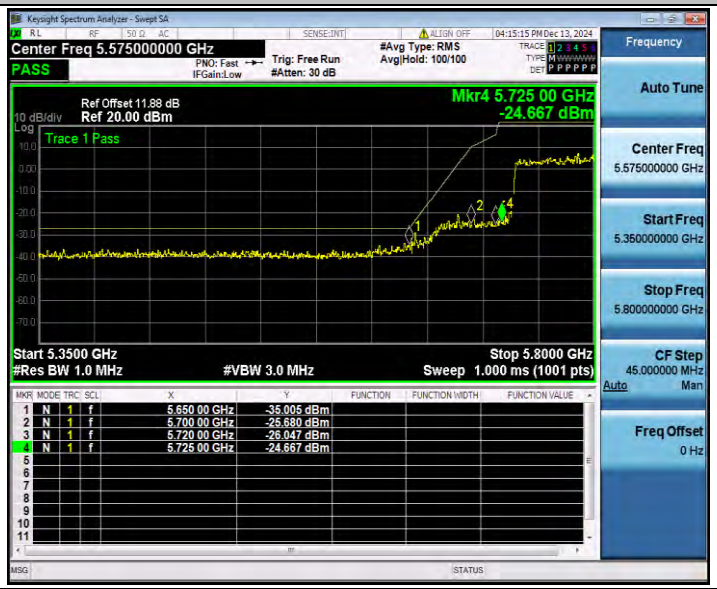

11AX80SISO_Ant1_High_5775_Peak

Keysight Spectrum Analyzer - Swept SA
Center Freq 6.750000000 GHz
PASS
PNO: Fast
IFGain:Low
Trig: Free Run
#Atten: 30 dB
#Avg Type: RMS
Avg|Hold: 100/100
04:15:30 PM Dec 13, 2024
Ref Offset 11.88 dB
10 dB/div
Ref 20.00 dBm
Log
Trace 1 Pass
Mkr4 5.925 GHz
-36.527 dBm
Start 5.750 GHz
#Res BW 1.0 MHz
#VBW 3.0 MHz
Stop 7.750 GHz
Sweep 3.333 ms (1001 pts)
1 N 1 f 5.850 GHz -24.907 dBm
2 N 1 f 5.855 GHz -22.732 dBm
3 N 1 f 5.875 GHz -28.531 dBm
4 N 1 f 5.925 GHz -36.527 dBm
Frequency
Auto Tune
Center Freq
6.750000000 GHz
Start Freq
5.750000000 GHz
Stop Freq
7.750000000 GHz
CF Step
200.000000 MHz
Auto
Man
Freq Offset
0 Hz