Appendix E.6: Band edge measurements

Test Result B1

TestMode	Antenna	ChName	Freq(MHz)	Result[dBm]	Limit[dBm]	Verdict
11A	Ant1	Low	5260	-36.89	≤-27	PASS
		High	5320	-29.8	≤-27	PASS
11N20SISO	Ant1	Low	5260	-37.48	≤-27	PASS
		High	5320	-33.88	≤-27	PASS
11N40SISO	Ant1	Low	5270	-36.89	≤-27	PASS
		High	5310	-31	≤-27	PASS
11AC20SISO	Ant1	Low	5260	-36.72	≤-27	PASS
		High	5320	-31.24	≤-27	PASS
11AC40SISO	Ant1	Low	5270	-37.39	≤-27	PASS
		High	5310	-28.88	≤-27	PASS
11AC80SISO	Ant1	Low	5290	-37.28	≤-27	PASS
		High	5290	-31.73	≤-27	PASS
11AX20SISO	Ant1	Low	5260	-37.04	≤-27	PASS
		High	5320	-31.76	≤-27	PASS
11AX40SISO	Ant1	Low	5270	-36.61	≤-27	PASS
		High	5310	-30.54	≤-27	PASS
11AX80SISO	Ant1	Low	5290	-37.85	≤-27	PASS
		High	5290	-29.4	≤-27	PASS

Test Graphs B1

11A_Ant1_Low_5260
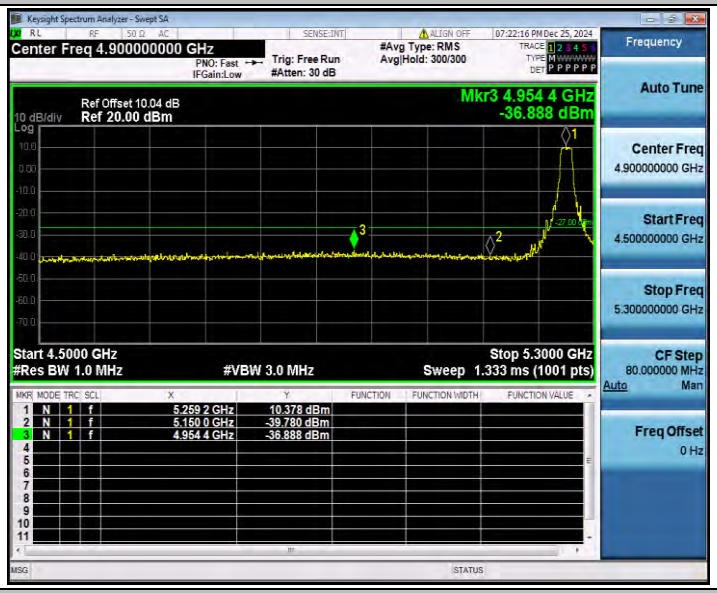
11A_Ant1_High_5320
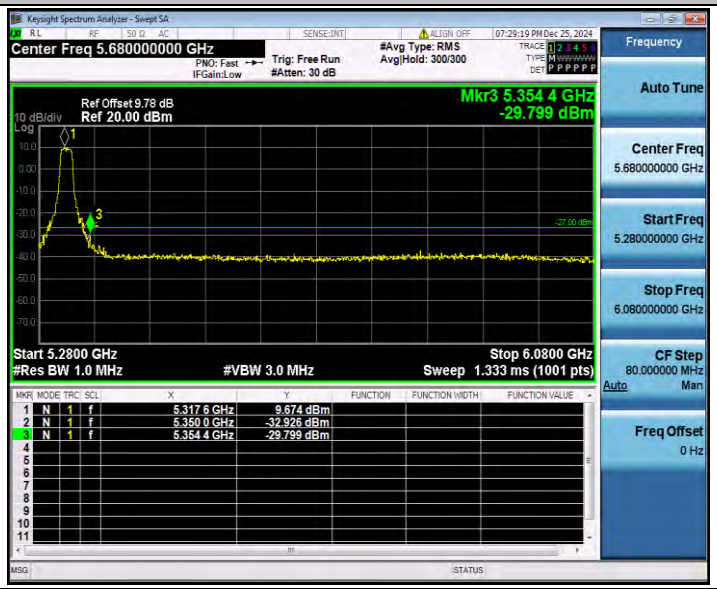
11N20SISO_Ant1_Low_5260

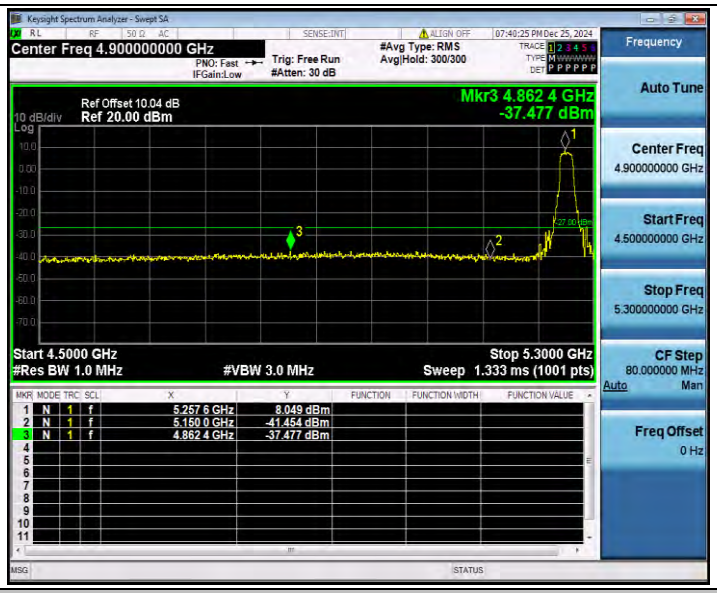

11N20SISO_Ant1_High_5320

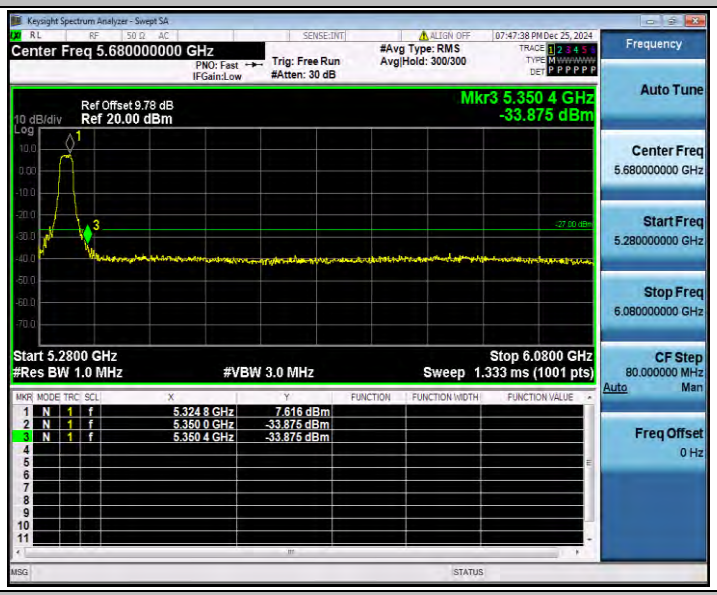

11N40SISO_Ant1_Low_5270

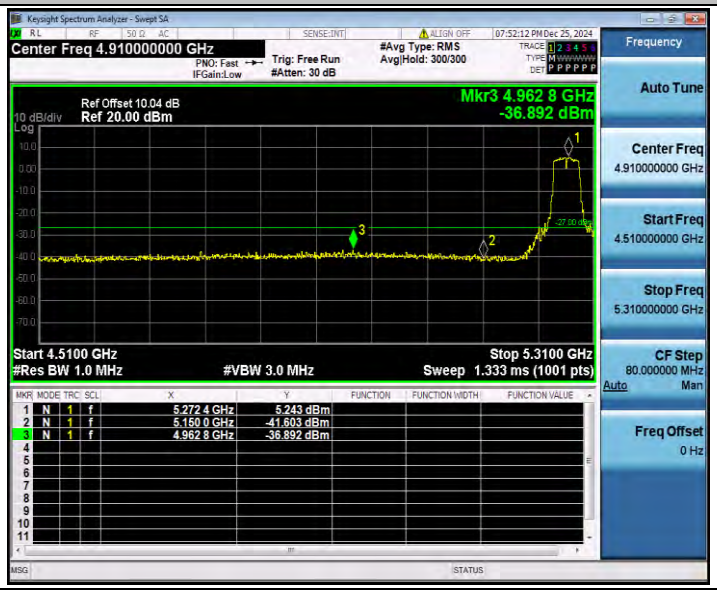

11N40SISO_Ant1_High_5310

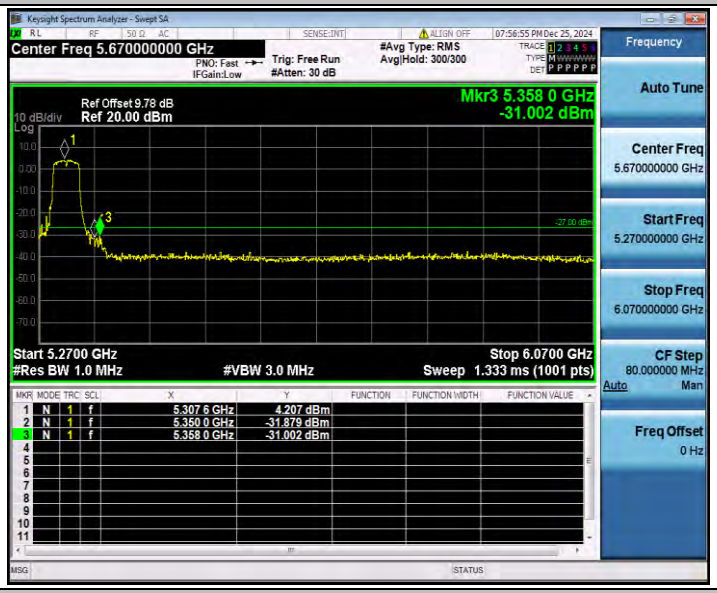

11AC20SISO_Ant1_Low_5260

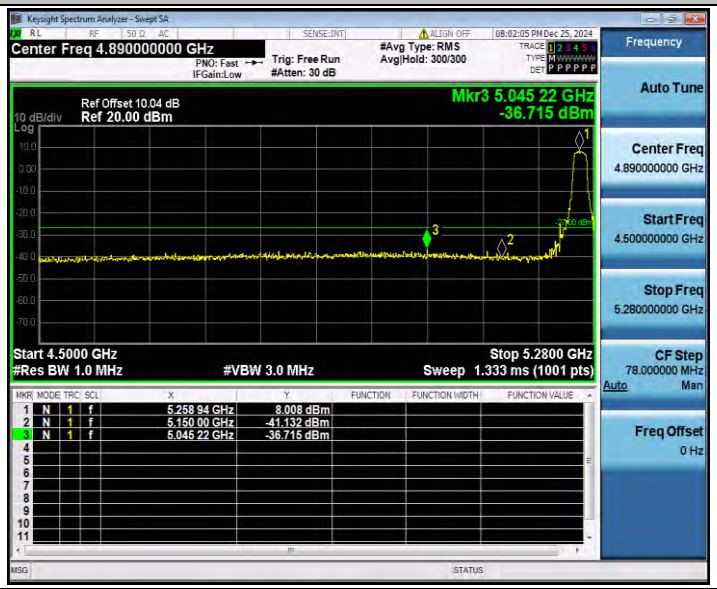

11AC20SISO_Ant1_High_5320

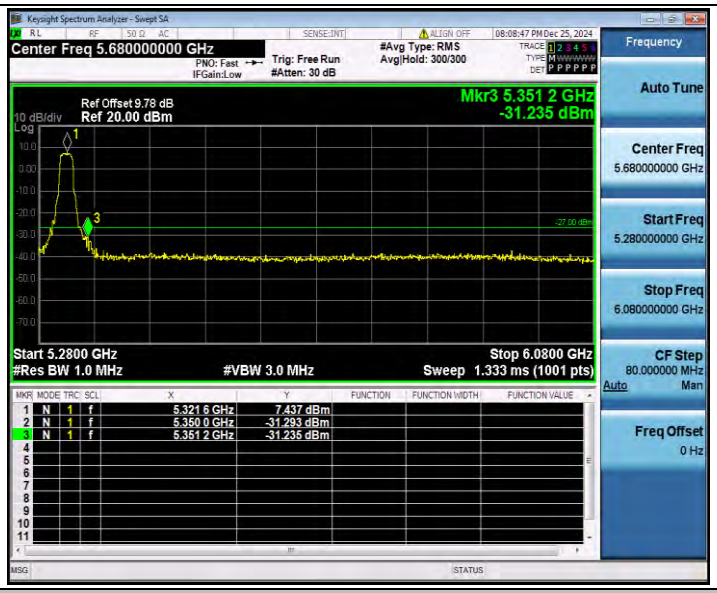

11AC40SISO_Ant1_Low_5270

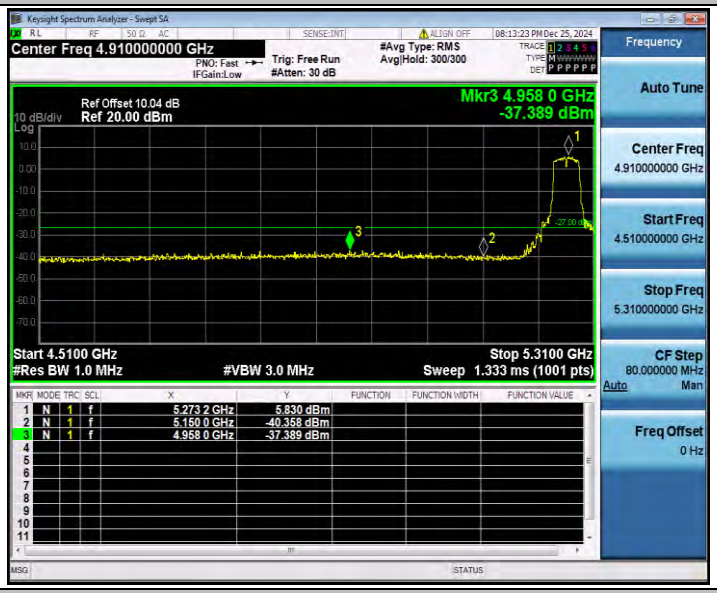

11AC40SISO_Ant1_High_5310

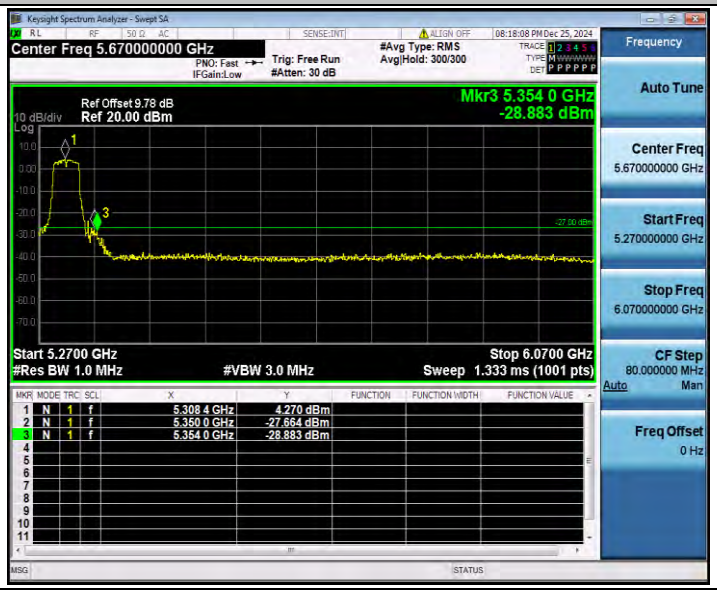

11AC80SISO_Ant1_Low_5290

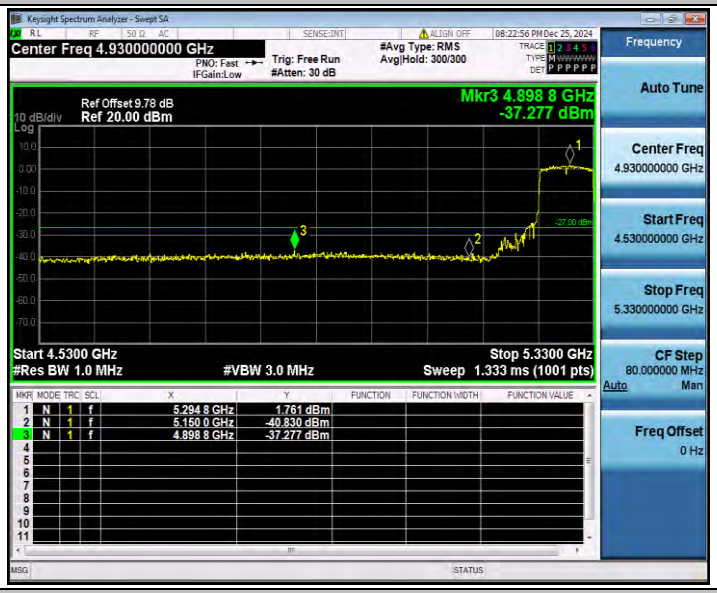

11AC80SISO_Ant1_High_5290

11AX20SISO_Ant1_Low_5260

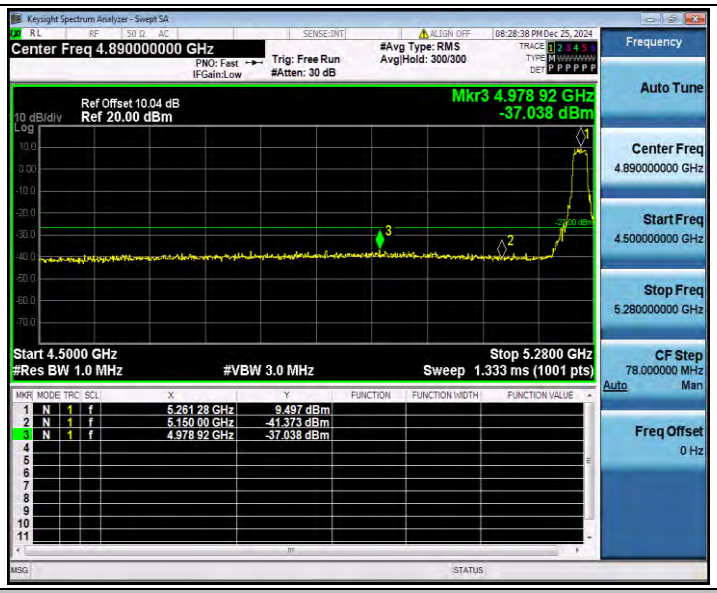

11AX20SISO_Ant1_High_5320

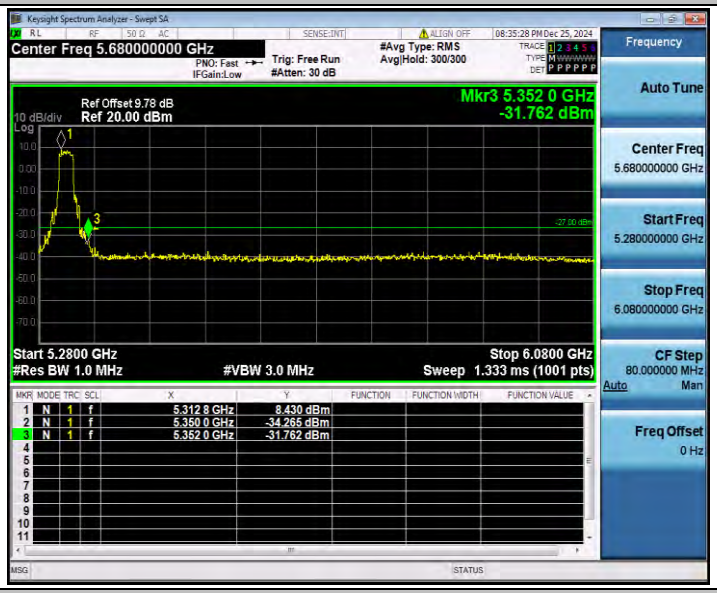

11AX40SISO_Ant1_Low_5270

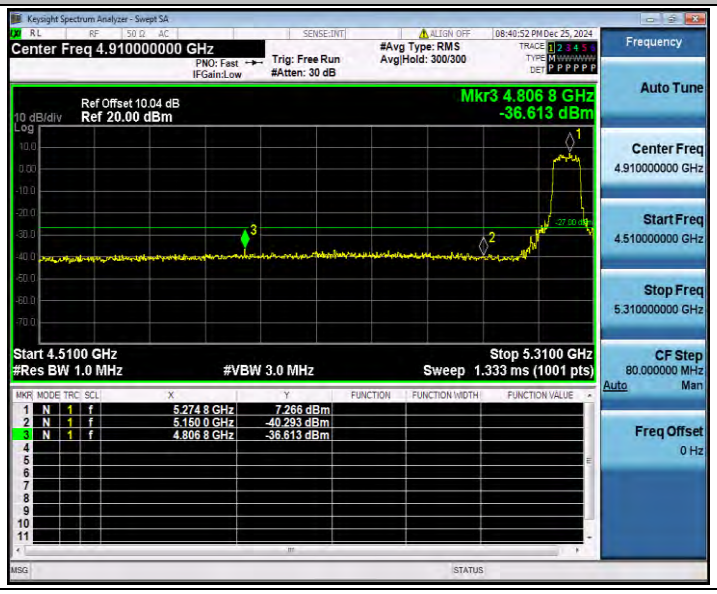

11AX40SISO_Ant1_High_5310

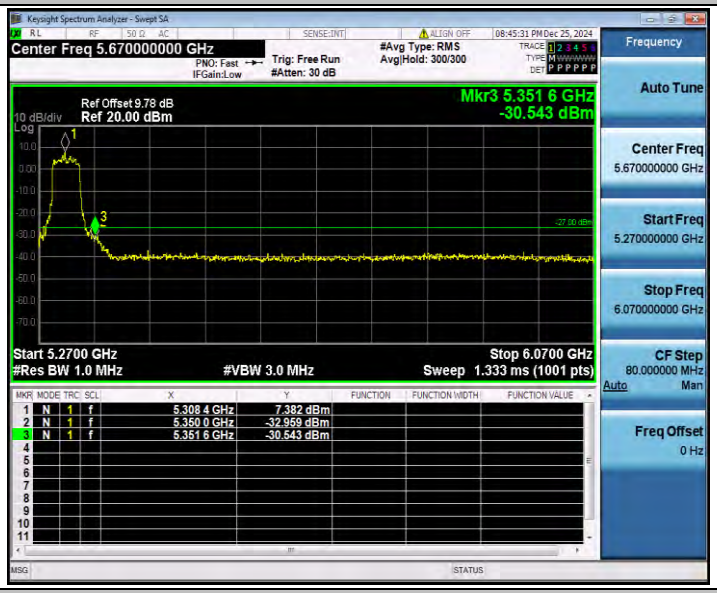

11AX80SISO_Ant1_Low_5290

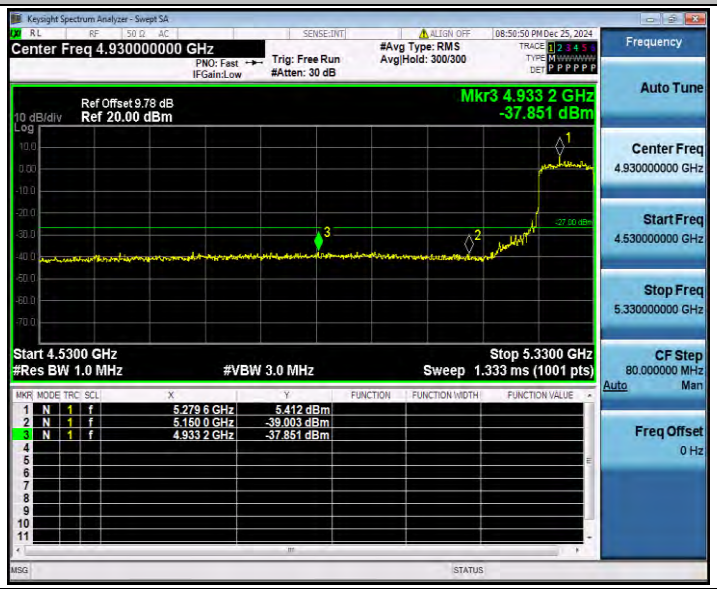

11AX80SISO_Ant1_High_5290

Keysight Spectrum Analyzer - Swept SA
Center Freq 5.360000000 GHz
PNO: Fast
IFGain:Low
Trig: Free Run
#Atten: 30 dB
#Avg Type: RMS
Avg|Hold: 300/300
08:51:06 PM Dec 25, 2024
Frequency
Auto Tune
Center Freq
5.360000000 GHz
Start Freq
5.260000000 GHz
Stop Freq
5.460000000 GHz
CF Step
20.000000 MHz
Auto
Man
Freq Offset
0 Hz
Ref Offset 9.78 dB
10 dB/div
Ref 20.00 dBm
Log
Mkr3 5.351 8 GHz
-29.397 dBm
-27.00 dBm
Start 5.2600 GHz
#Res BW 1.0 MHz
#VBW 3.0 MHz
Stop 5.4600 GHz
Sweep 1.000 ms (1001 pts)
1 N 1 f 5.298 0 GHz 3.834 dBm
2 N 1 f 5.350 0 GHz -34.079 dBm
3 N 1 f 5.351 8 GHz -29.397 dBm
MSG
STATUS

Appendix E.7: Conducted Spurious Emission

Test Result

TestMode	Antenna	Freq(MHz)	FreqRange [MHz]	Max. Fre [MHz]	Max. Level [dBm]	Limit [dBm]	Verdict
11A	Ant1	5260	30~5140	3109.63	-46.05	≤-27	PASS
			5360~27000	26055.77	-37.16	≤-27	PASS
		5280	30~5140	3465.11	-46.39	≤-27	PASS
			5360~27000	26824.72	-37.2	≤-27	PASS
		5320	30~5140	5010.72	-46.78	≤-27	PASS
			5360~27000	5361.44	-36.3	≤-27	PASS
11N20SISO	Ant1	5260	30~5140	2325.07	-45.63	≤-27	PASS
			5360~27000	24204.11	-36.85	≤-27	PASS
		5280	30~5140	2647	-45.94	≤-27	PASS
			5360~27000	25068.99	-37.27	≤-27	PASS
		5320	30~5140	4783.15	-46.5	≤-27	PASS
			5360~27000	24213.49	-37.84	≤-27	PASS
11N40SISO	Ant1	5270	30~5140	2662.16	-44.59	≤-27	PASS
			5360~27000	23579.44	-37.38	≤-27	PASS
		5310	30~5140	4248.31	-45.12	≤-27	PASS
			5360~27000	5363.61	-34.82	≤-27	PASS
11AC20SISO	Ant1	5260	30~5140	3405.84	-44.8	≤-27	PASS
			5360~27000	24903.08	-36.44	≤-27	PASS
		5280	30~5140	2650.75	-46.46	≤-27	PASS
			5360~27000	24832.39	-36.5	≤-27	PASS
		5320	30~5140	5023.83	-46.83	≤-27	PASS
			5360~27000	26526.81	-37.47	≤-27	PASS
11AC40SISO	Ant1	5270	30~5140	4215.6	-45.07	≤-27	PASS
			5360~27000	24240.9	-36.84	≤-27	PASS
		5310	30~5140	2663.01	-47.02	≤-27	PASS
			5360~27000	5360.72	-33.75	≤-27	PASS
11AC80SISO	Ant1	5290	30~5140	4839.7	-46.76	≤-27	PASS
			5360~27000	5360.72	-34.37	≤-27	PASS
11AX20SISO	Ant1	5260	30~5140	4845.66	-46.44	≤-27	PASS
			5360~27000	24238.74	-37.33	≤-27	PASS
		5280	30~5140	4969.5	-46.22	≤-27	PASS
			5360~27000	24346.94	-36.61	≤-27	PASS
		5320	30~5140	2638.14	-45.87	≤-27	PASS
			5360~27000	26897.57	-37.61	≤-27	PASS
11AX40SISO	Ant1	5270	30~5140	4215.43	-45.03	≤-27	PASS
			5360~27000	25226.24	-37.12	≤-27	PASS

		5310	30~5140	4886.54	-46.82	≤-27	PASS
			5360~27000	5360	-33.07	≤-27	PASS
11AX80SISO	Ant1	5290	30~5140	4231.61	-44.34	≤-27	PASS
			5360~27000	26873.77	-37.61	≤-27	PASS

Test Graphs

11A_Ant1_5260_30~5140

11A_Ant1_5260_5360~27000

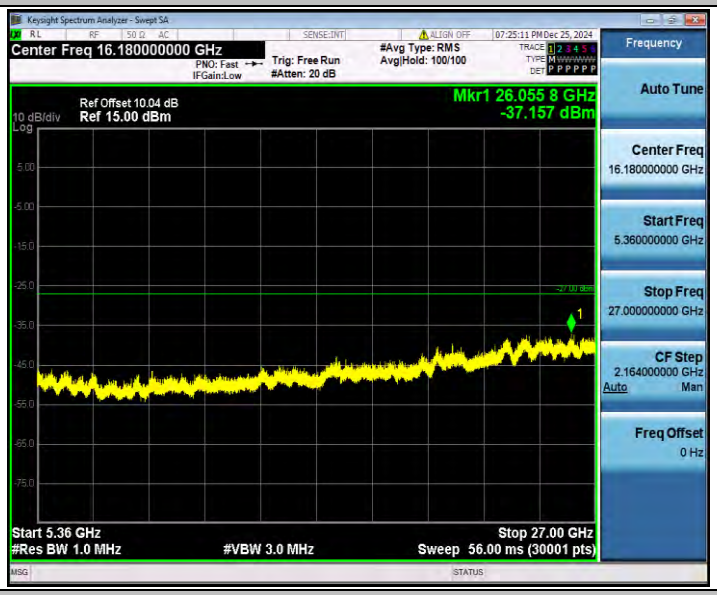

11A_Ant1_5280_30~5140

11A_Ant1_5280_5360~27000

11A_Ant1_5320_30~5140

11A_Ant1_5320_5360~27000

11N20SISO_Ant1_5260_30~5140
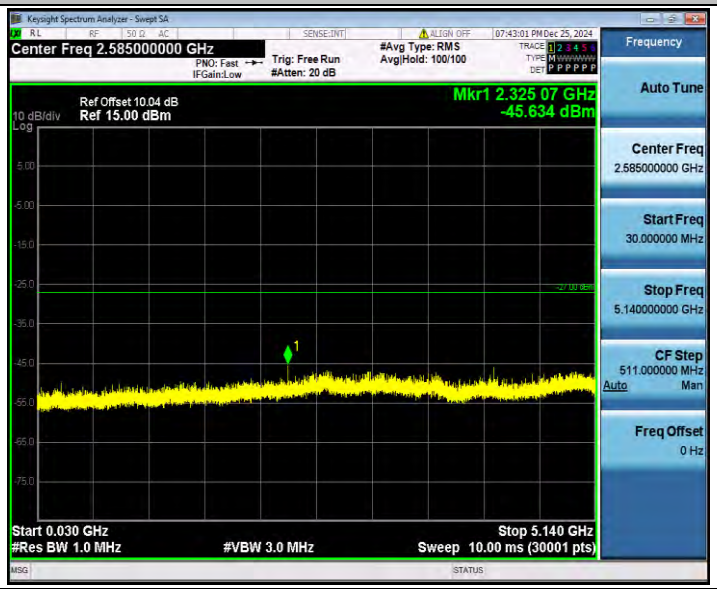

11N20SISO_Ant1_5260_5360~27000

11N20SISO_Ant1_5280_30~5140

11N20SISO_Ant1_5280_5360~27000

11N20SISO_Ant1_5320_30~5140
11N20SISO_Ant1_5320_5360~27000
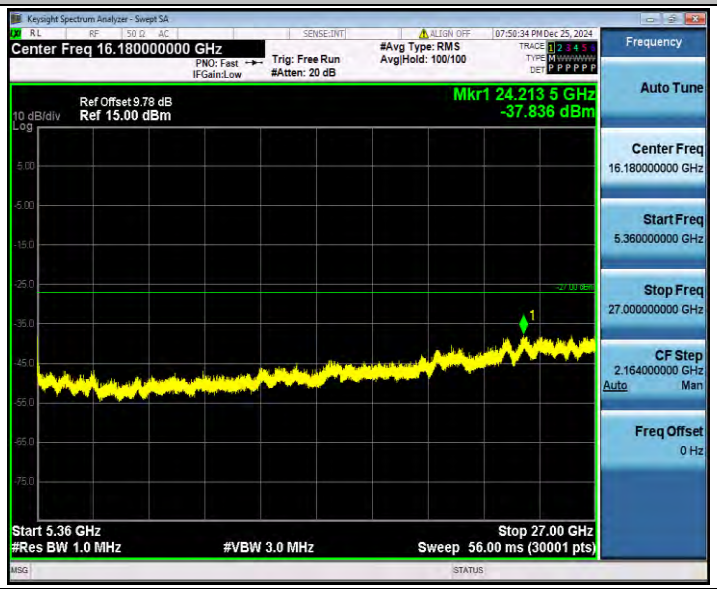
11N40SISO_Ant1_5270_30~5140

11N40SISO_Ant1_5270_5360~27000

11N40SISO_Ant1_5310_30~5140

11N40SISO_Ant1_5310_5360~27000

11AC20SISO_Ant1_5260_30~5140

11AC20SISO_Ant1_5260_5360~27000

11AC20SISO_Ant1_5280_30~5140

11AC20SISO_Ant1_5280_5360~27000

11AC20SISO_Ant1_5320_30~5140
11AC20SISO_Ant1_5320_5360~27000
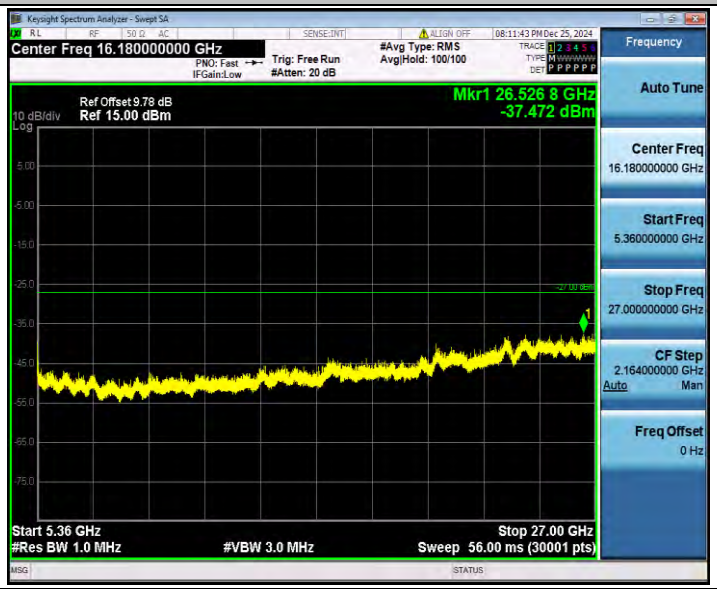
11AC40SISO_Ant1_5270_30~5140

11AC40SISO_Ant1_5270_5360~27000

11AC40SISO_Ant1_5310_30~5140

11AC40SISO_Ant1_5310_5360~27000

11AC80SISO_Ant1_5290_30~5140

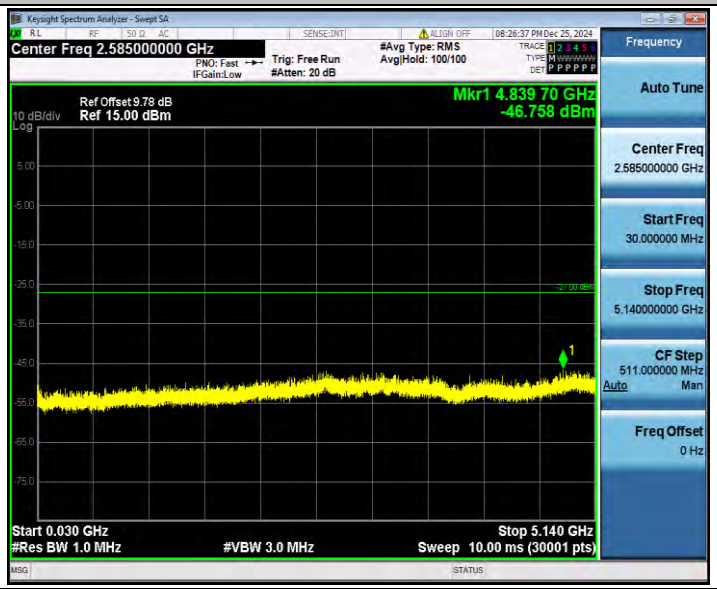

11AC80SISO_Ant1_5290_5360~27000

11AX20SISO_Ant1_5260_30~5140

11AX20SISO_Ant1_5260_5360~27000

11AX20SISO_Ant1_5280_30~5140

11AX20SISO_Ant1_5280_5360~27000

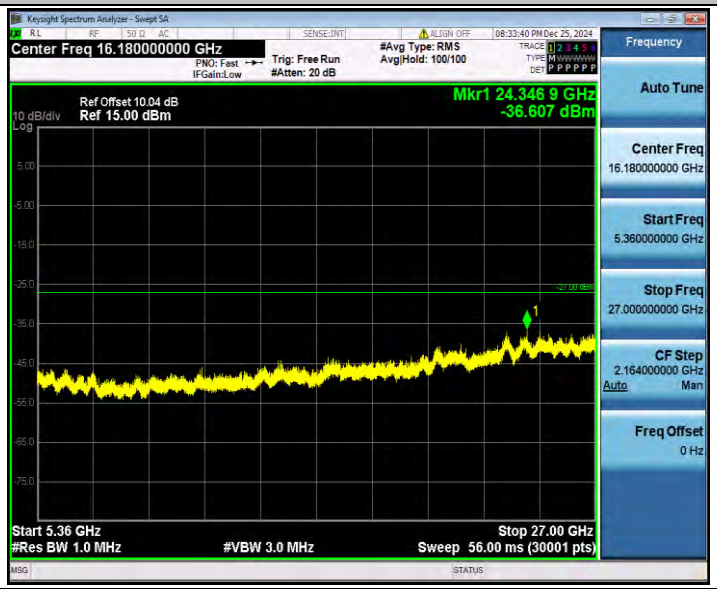

11AX20SISO_Ant1_5320_30~5140

11AX20SISO_Ant1_5320_5360~27000

11AX40SISO_Ant1_5270_30~5140

11AX40SISO_Ant1_5270_5360~27000
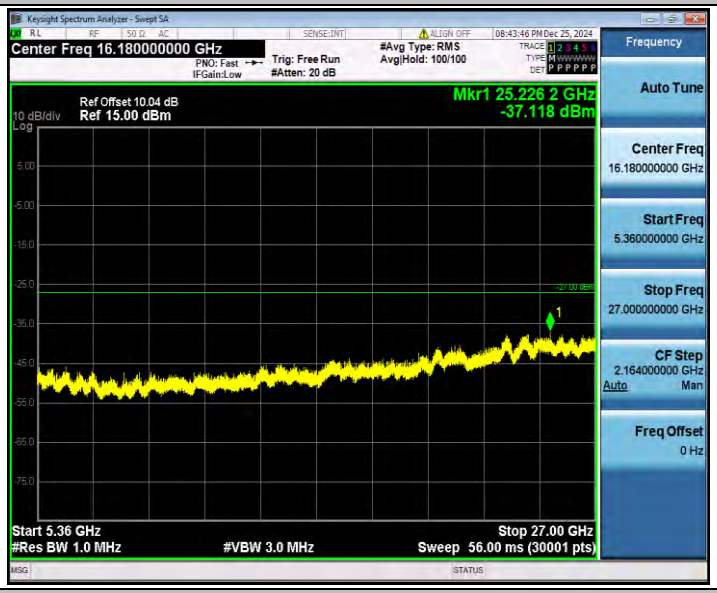

11AX40SISO_Ant1_5310_30~5140
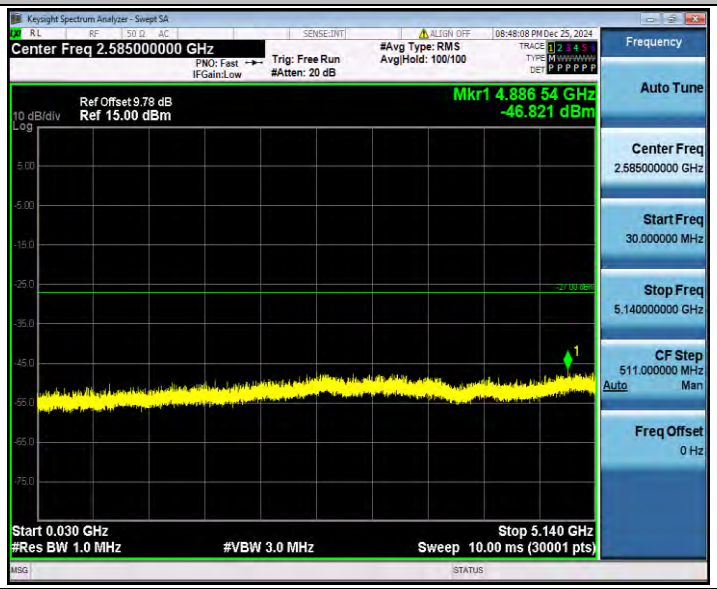

11AX40SISO_Ant1_5310_5360~27000

11AX80SISO_Ant1_5290_30~5140

11AX80SISO_Ant1_5290_5360~27000

Appendix E.8: Emissions in Restricted Bands

Test Result

TestMode	Antenna	ChName	Freq(MHz)	Detector	Freq [MHz]	Result [dBm]	Limit [dBm]	Result [dBuV/m]	Limit [dBuV/m]	Verdict
11A	Ant1	Low	5260	AV	4500.000	-47.99	≤-41.20	47.21	≤54	PASS
				AV	4943.200	-45.66	≤-41.20	49.54	≤54	PASS
				AV	5150.000	-47.22	≤-41.20	47.98	≤54	PASS
				Peak	4500.000	-42.95	≤-21.20	52.25	≤74	PASS
				Peak	5052.800	-38.07	≤-21.20	57.13	≤74	PASS
				Peak	5150.000	-44	≤-21.20	51.20	≤74	PASS
		High	5320	AV	5350.000	-43.87	≤-41.20	51.33	≤54	PASS
				AV	5350.400	-43.87	≤-41.20	51.33	≤54	PASS
				AV	5460.000	-46.5	≤-41.20	48.70	≤54	PASS
				Peak	5350.000	-40.49	≤-21.20	54.71	≤74	PASS
				Peak	5406.400	-39.47	≤-21.20	55.73	≤74	PASS
				Peak	5460.000	-44.96	≤-21.20	50.24	≤74	PASS
11N20SISO	Ant1	Low	5260	AV	4500.000	-47.99	≤-41.20	47.21	≤54	PASS
				AV	4942.400	-45.72	≤-41.20	49.48	≤54	PASS
				AV	5150.000	-47.28	≤-41.20	47.92	≤54	PASS
				Peak	4500.000	-43.8	≤-21.20	51.40	≤74	PASS
				Peak	4952.800	-36.54	≤-21.20	58.66	≤74	PASS
				Peak	5150.000	-42.59	≤-21.20	52.61	≤74	PASS
		High	5320	AV	5350.000	-46.05	≤-41.20	49.15	≤54	PASS
				AV	5350.400	-46.05	≤-41.20	49.15	≤54	PASS
				AV	5460.000	-46.49	≤-41.20	48.71	≤54	PASS
				Peak	5350.000	-34	≤-21.20	61.20	≤74	PASS
				Peak	5351.200	-33.75	≤-21.20	61.45	≤74	PASS
				Peak	5460.000	-42.52	≤-21.20	52.68	≤74	PASS
11N40SISO	Ant1	Low	5270	AV	4500.000	-47.99	≤-41.20	47.21	≤54	PASS
				AV	4943.190	-45.71	≤-41.20	49.49	≤54	PASS
				AV	5150.000	-47.25	≤-41.20	47.95	≤54	PASS
				Peak	4500.000	-44.42	≤-21.20	50.78	≤74	PASS
				Peak	4963.730	-37.48	≤-21.20	57.72	≤74	PASS
				Peak	5150.000	-43.2	≤-21.20	52.00	≤74	PASS
		High	5310	AV	5350.000	-44.68	≤-41.20	50.52	≤54	PASS
				AV	5460.000	-46.5	≤-41.20	48.70	≤54	PASS
				Peak	5350.000	-43.9	≤-21.20	51.30	≤74	PASS
				Peak	5418.000	-38.56	≤-21.20	56.64	≤74	PASS
				Peak	5460.000	-41.01	≤-21.20	54.19	≤74	PASS
11AC20SI	Ant1	Low	5260	AV	4500.000	-48	≤-41.20	47.20	≤54	PASS

SO				AV	4941.600	-45.71	≤-41.20	49.49	≤54	PASS
				AV	5150.000	-47.25	≤-41.20	47.95	≤54	PASS
				Peak	4500.000	-43.58	≤-21.20	51.62	≤74	PASS
				Peak	4946.400	-36.9	≤-21.20	58.30	≤74	PASS
				Peak	5150.000	-43.73	≤-21.20	51.47	≤74	PASS
		High	5320	AV	5350.000	-46.02	≤-41.20	49.18	≤54	PASS
				AV	5350.400	-46.02	≤-41.20	49.18	≤54	PASS
				AV	5460.000	-46.51	≤-41.20	48.69	≤54	PASS
				Peak	5350.000	-43.67	≤-21.20	51.53	≤74	PASS
				Peak	5437.600	-39.06	≤-21.20	56.14	≤74	PASS
				Peak	5460.000	-41.94	≤-21.20	53.26	≤74	PASS
11AC40SISO	Ant1	Low	5270	AV	4500.000	-48	≤-41.20	47.20	≤54	PASS
				AV	4945.560	-45.72	≤-41.20	49.48	≤54	PASS
				AV	5150.000	-47.26	≤-41.20	47.94	≤54	PASS
				Peak	4500.000	-45.56	≤-21.20	49.64	≤74	PASS
				Peak	5034.830	-37.21	≤-21.20	57.99	≤74	PASS
				Peak	5150.000	-41.23	≤-21.20	53.97	≤74	PASS
		High	5310	AV	5350.000	-44.31	≤-41.20	50.89	≤54	PASS
				AV	5460.000	-46.52	≤-41.20	48.68	≤54	PASS
				Peak	5350.000	-43.47	≤-21.20	51.73	≤74	PASS
				Peak	5362.000	-36.13	≤-21.20	59.07	≤74	PASS
				Peak	5460.000	-46.15	≤-21.20	49.05	≤74	PASS
11AC80SISO	Ant1	Low	5290	AV	4500.000	-48.25	≤-41.20	46.95	≤54	PASS
				AV	4942.815	-45.97	≤-41.20	49.23	≤54	PASS
				AV	5150.000	-47.44	≤-41.20	47.76	≤54	PASS
				Peak	4500.000	-43.8	≤-21.20	51.40	≤74	PASS
				Peak	5097.045	-36.89	≤-21.20	58.31	≤74	PASS
				Peak	5150.000	-45.11	≤-21.20	50.09	≤74	PASS
		High	5290	AV	5350.000	-46	≤-41.20	49.20	≤54	PASS
				AV	5372.200	-45.47	≤-41.20	49.73	≤54	PASS
				AV	5460.000	-46.52	≤-41.20	48.68	≤54	PASS
				Peak	5350.000	-40.96	≤-21.20	54.24	≤74	PASS
				Peak	5422.800	-36.65	≤-21.20	58.55	≤74	PASS
				Peak	5460.000	-41.21	≤-21.20	53.99	≤74	PASS
11AX20SISO	Ant1	Low	5260	AV	4500.000	-47.99	≤-41.20	47.21	≤54	PASS
				AV	4944.000	-45.7	≤-41.20	49.50	≤54	PASS
				AV	5150.000	-47.24	≤-41.20	47.96	≤54	PASS
				Peak	4500.000	-46.11	≤-21.20	49.09	≤74	PASS
				Peak	4932.800	-37.44	≤-21.20	57.76	≤74	PASS
				Peak	5150.000	-44.04	≤-21.20	51.16	≤74	PASS
		High	5320	AV	5350.000	-45.87	≤-41.20	49.33	≤54	PASS
				AV	5350.400	-45.87	≤-41.20	49.33	≤54	PASS
				AV	5460.000	-46.52	≤-41.20	48.68	≤54	PASS

				Peak	5350.000	-43.99	≤-21.20	51.21	≤74	PASS
				Peak	5353.600	-34.78	≤-21.20	60.42	≤74	PASS
				Peak	5460.000	-41.1	≤-21.20	54.10	≤74	PASS
11AX40SISO	Ant1	Low	5270	AV	4500.000	-47.99	≤-41.20	47.21	≤54	PASS
				AV	4944.770	-45.71	≤-41.20	49.49	≤54	PASS
				AV	5150.000	-47.22	≤-41.20	47.98	≤54	PASS
				Peak	4500.000	-43.7	≤-21.20	51.50	≤74	PASS
				Peak	4981.110	-37.53	≤-21.20	57.67	≤74	PASS
				Peak	5150.000	-45.18	≤-21.20	50.02	≤74	PASS
		High	5310	AV	5350.000	-44.44	≤-41.20	50.76	≤54	PASS
				AV	5350.800	-44.42	≤-41.20	50.78	≤54	PASS
				AV	5460.000	-46.52	≤-41.20	48.68	≤54	PASS
				Peak	5350.000	-39.15	≤-21.20	56.05	≤74	PASS
				Peak	5350.800	-33.31	≤-21.20	61.89	≤74	PASS
				Peak	5460.000	-43.95	≤-21.20	51.25	≤74	PASS
11AX80SISO	Ant1	Low	5290	AV	4500.000	-48.25	≤-41.20	46.95	≤54	PASS
				AV	4942.815	-45.97	≤-41.20	49.23	≤54	PASS
				AV	5150.000	-47.52	≤-41.20	47.68	≤54	PASS
				Peak	4500.000	-47.17	≤-21.20	48.03	≤74	PASS
				Peak	4936.455	-36.59	≤-21.20	58.61	≤74	PASS
				Peak	5150.000	-42.69	≤-21.20	52.51	≤74	PASS
		High	5290	AV	5350.000	-45.67	≤-41.20	49.53	≤54	PASS
				AV	5353.000	-45.65	≤-41.20	49.55	≤54	PASS
				AV	5460.000	-46.5	≤-41.20	48.70	≤54	PASS
				Peak	5350.000	-41.75	≤-21.20	53.45	≤74	PASS
				Peak	5360.400	-36.54	≤-21.20	58.66	≤74	PASS
				Peak	5460.000	-46.59	≤-21.20	48.61	≤74	PASS

Note：

1. The Antenna Gain is compensated in the graph.
2. The Duty Cycle Factor and RBW Factor is compensated in the graph.
3. For transmitters operating in 5150-5350 GHz band and 5470-5725 GHz band: The limit in dBm for average detector is conversion from 54dBuV/m, according to 15.209(a). The limit in dBm for peak detector is 20dB above the limit of average detector in dBm.

Test Graphs

11A_Ant1_Low_5260_AV

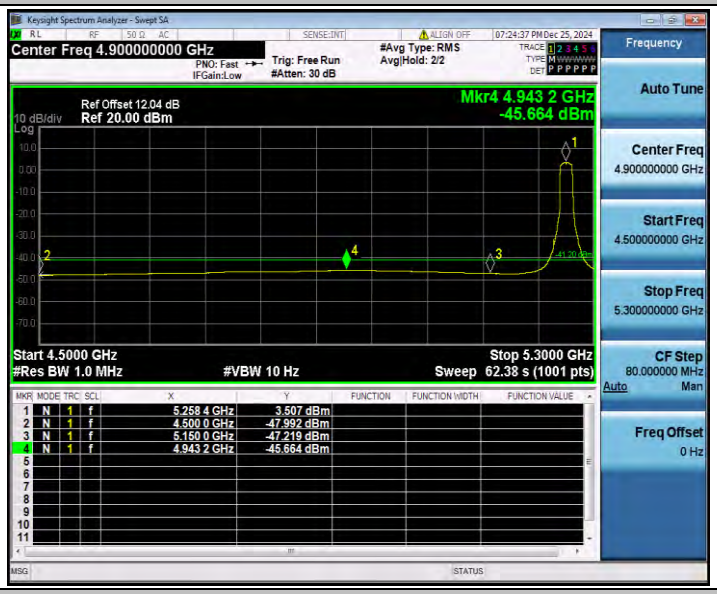

11A_Ant1_Low_5260_Peak

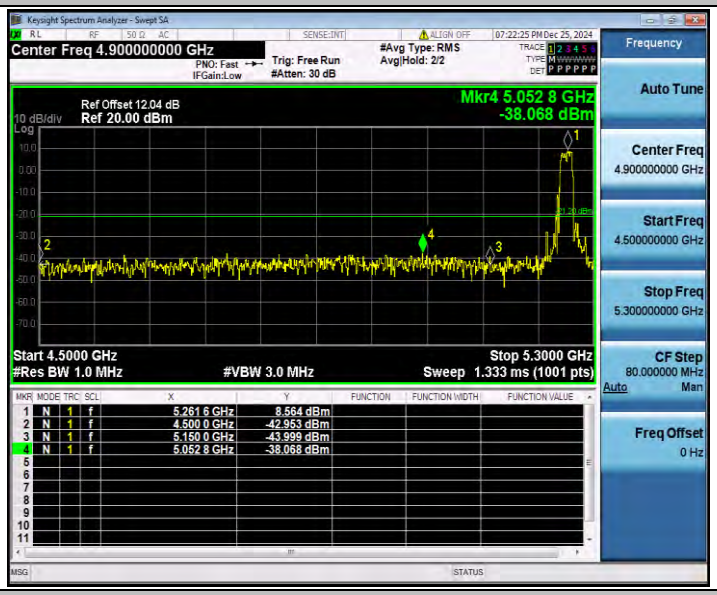

11A_Ant1_High_5320_AV

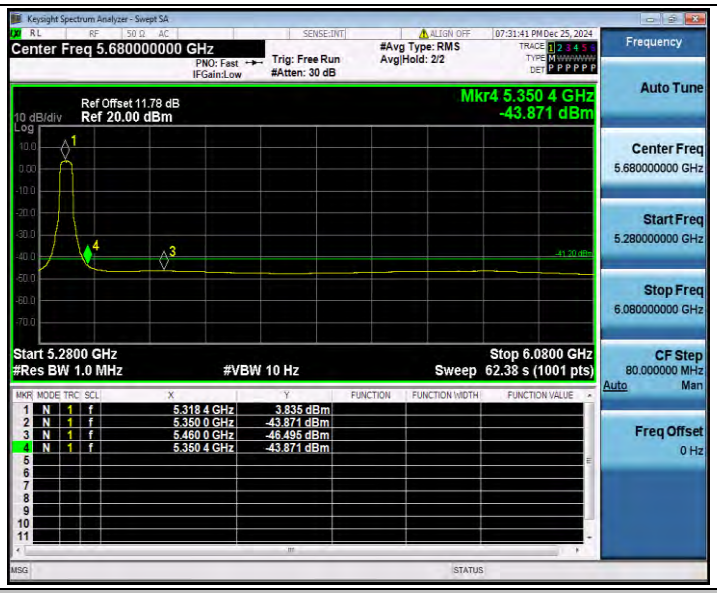

11A_Ant1_High_5320_Peak

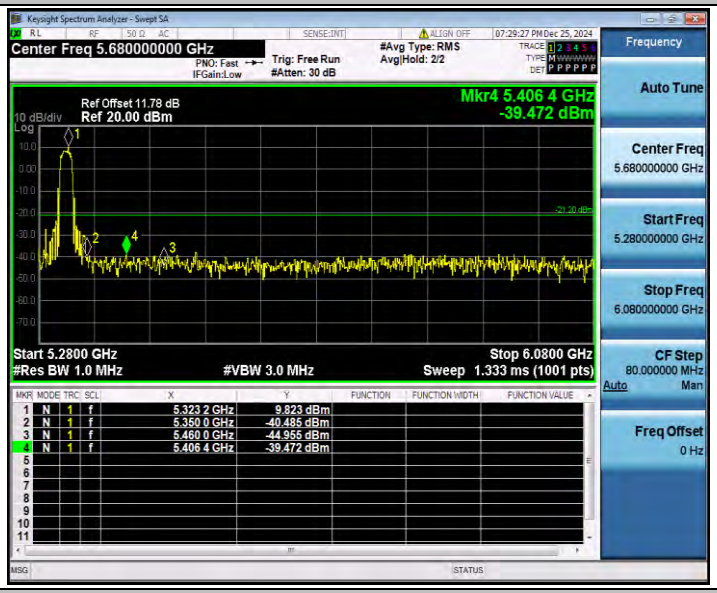

11N20SISO_Ant1_Low_5260_AV

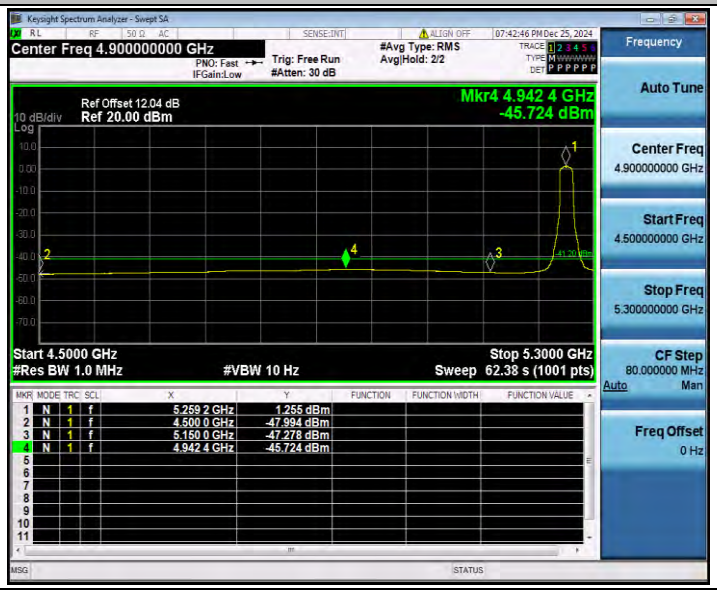

11N20SISO_Ant1_Low_5260_Peak

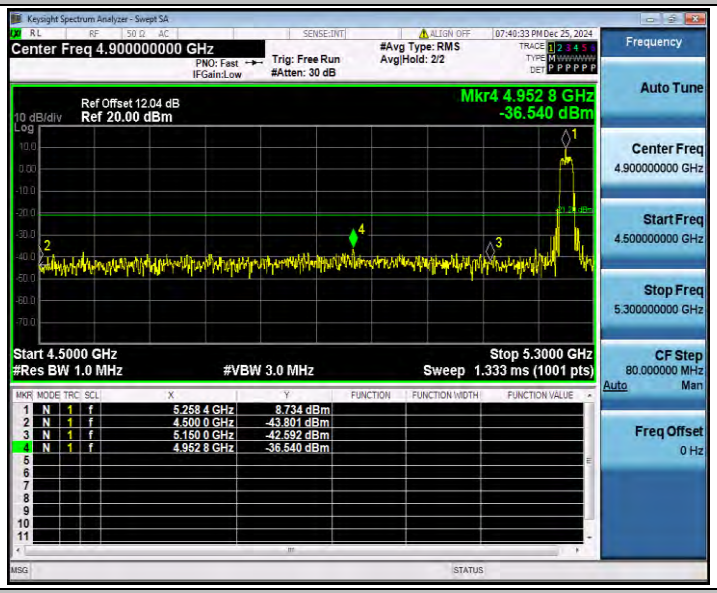

11N20SISO_Ant1_High_5320_AV

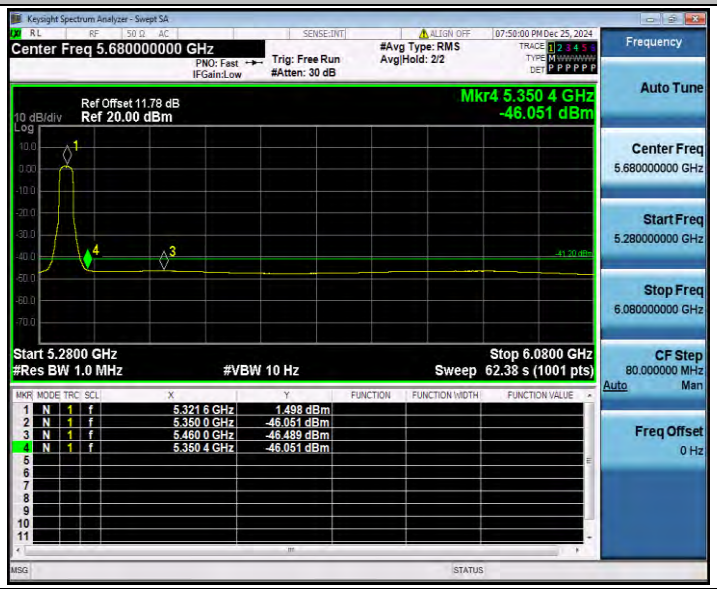

11N20SISO_Ant1_High_5320_Peak

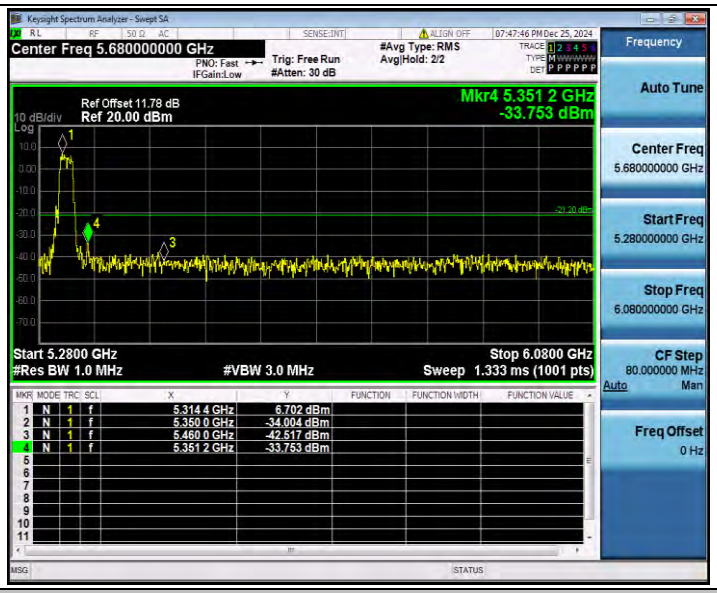

11N40SISO_Ant1_Low_5270_AV

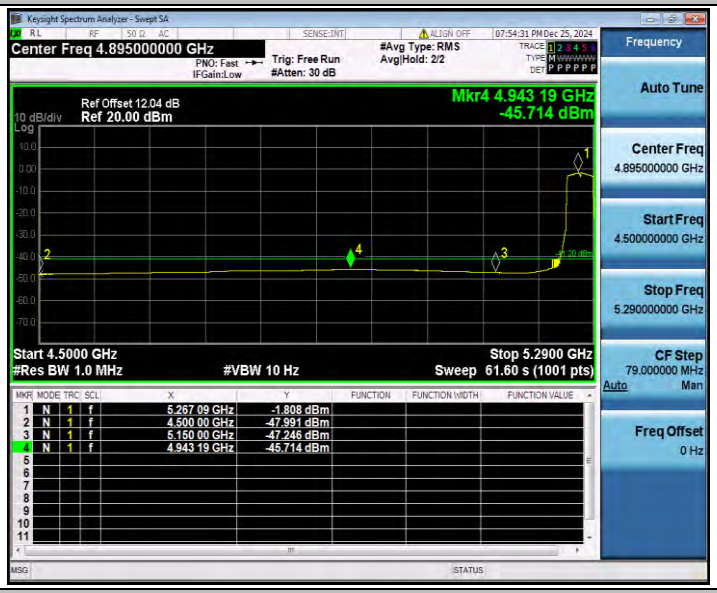

11N40SISO_Ant1_Low_5270_Peak

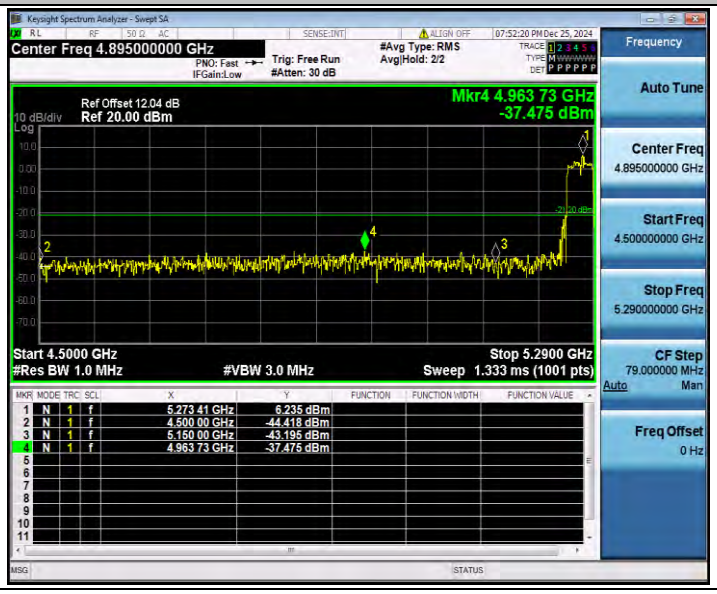

11N40SISO_Ant1_High_5310_Peak

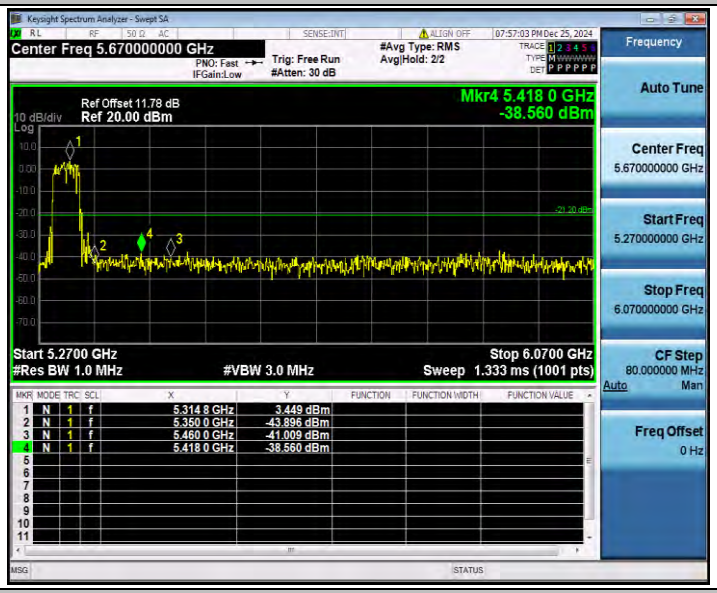

11AC20SISO_Ant1_Low_5260_AV

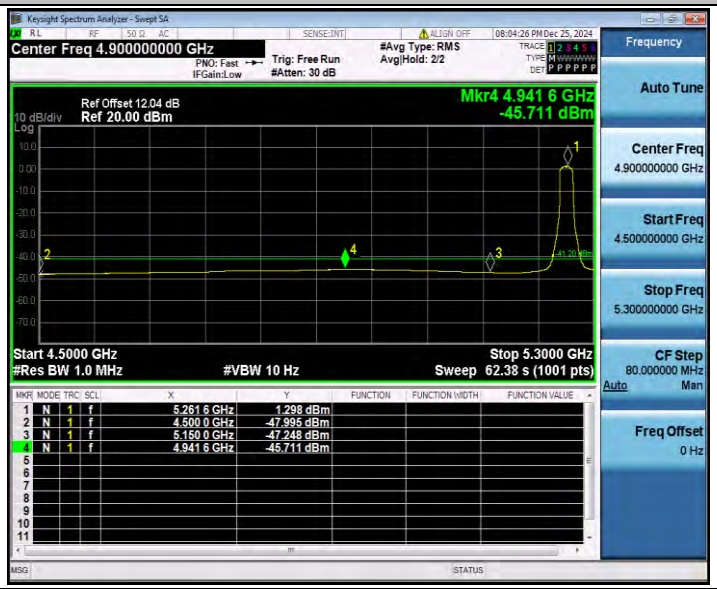

11AC20SISO_Ant1_Low_5260_Peak

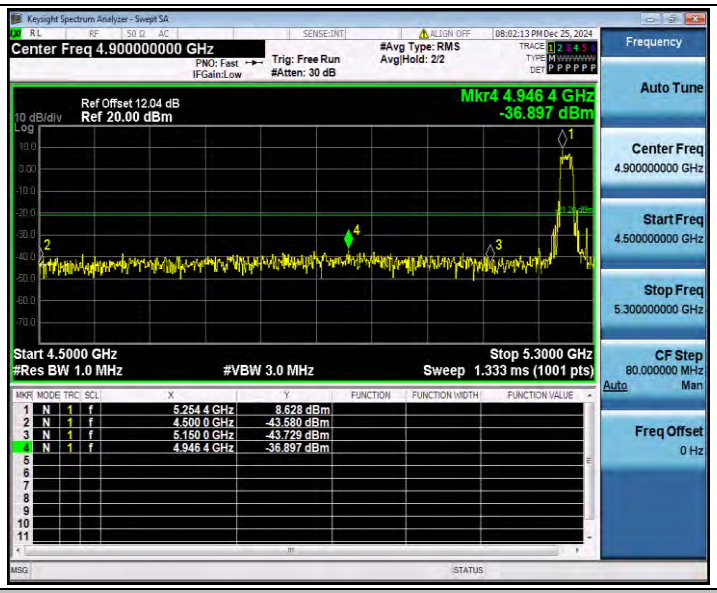

11AC20SISO_Ant1_High_5320_AV

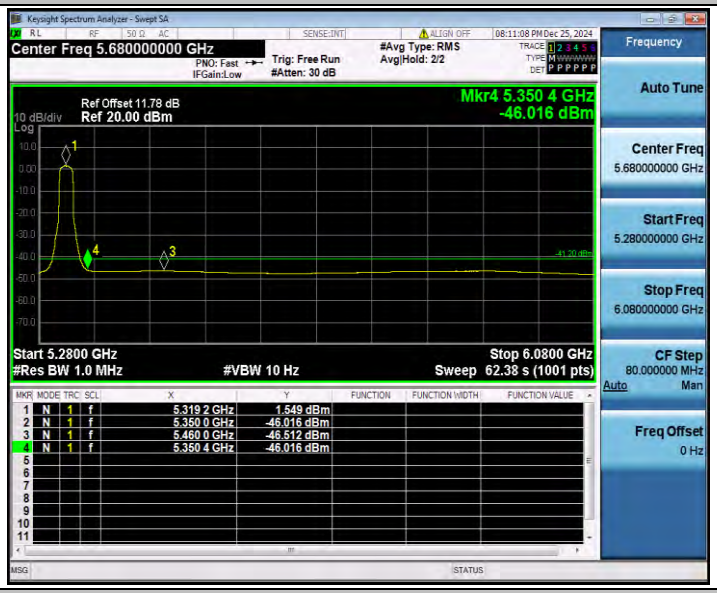

11AC20SISO_Ant1_High_5320_Peak

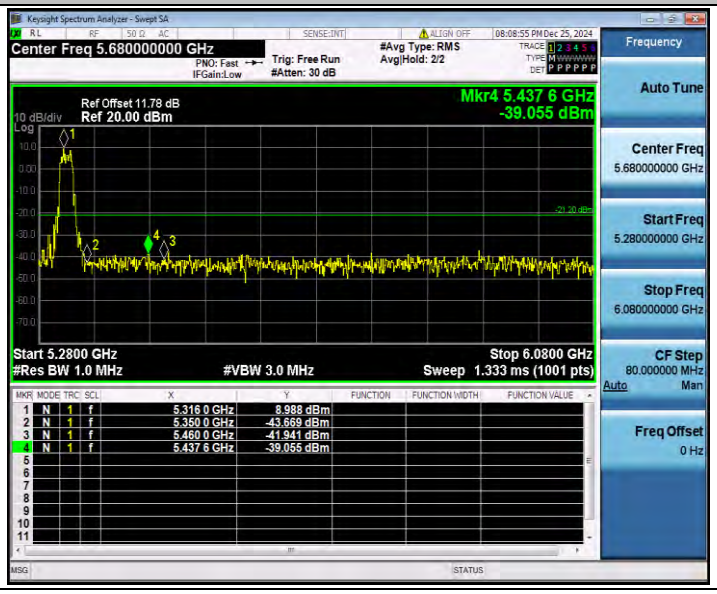

11AC40SISO_Ant1_Low_5270_AV

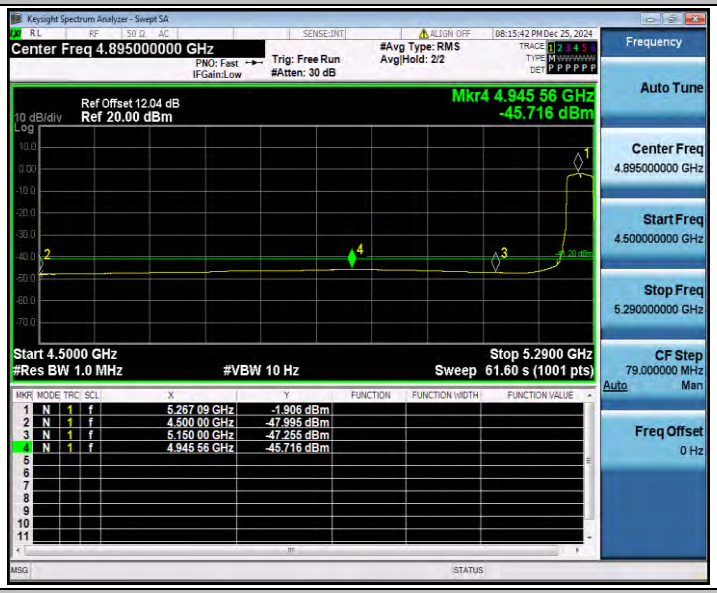

11AC40SISO_Ant1_Low_5270_Peak

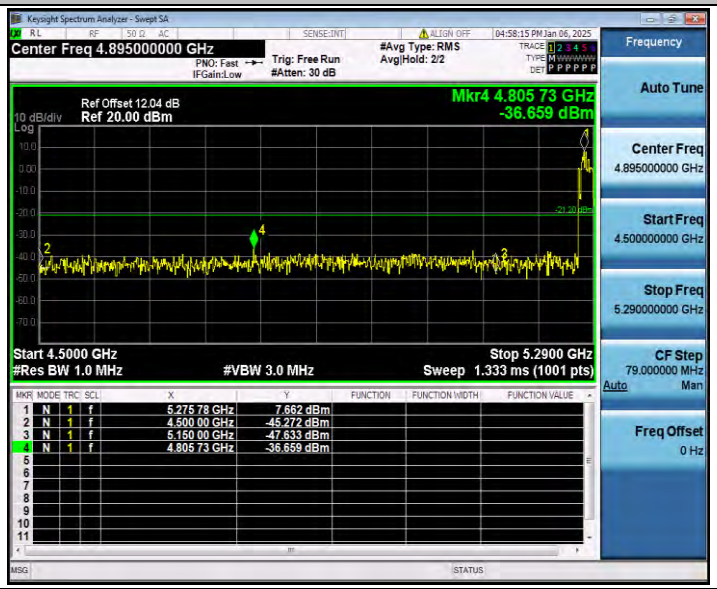

11AC40SISO_Ant1_High_5310_AV

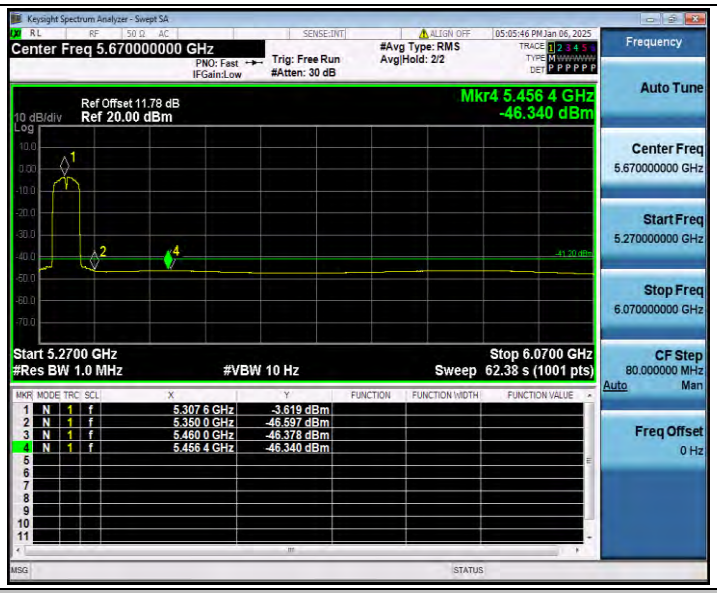

11AC40SISO_Ant1_High_5310_Peak

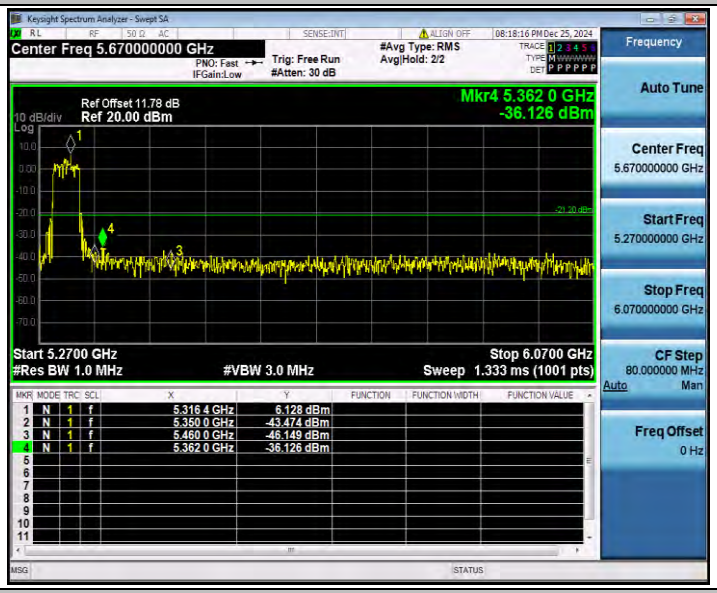

11AC80SISO_Ant1_Low_5290_AV

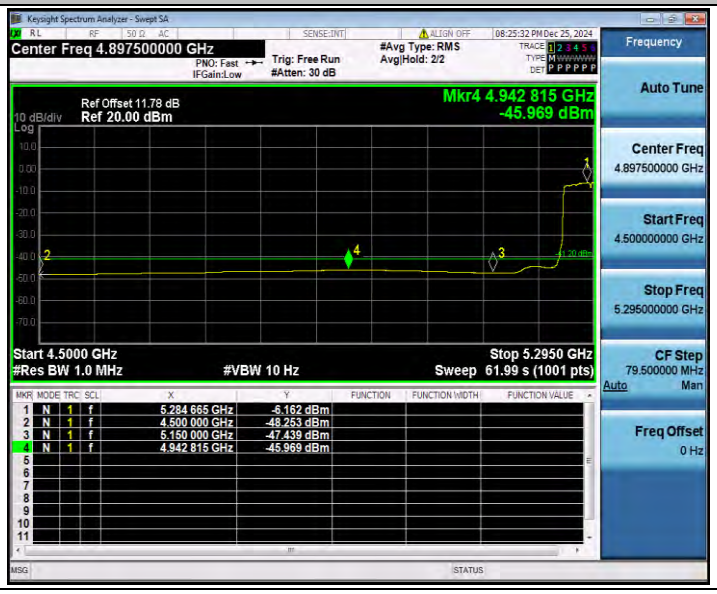

11AC80SISO_Ant1_Low_5290_Peak

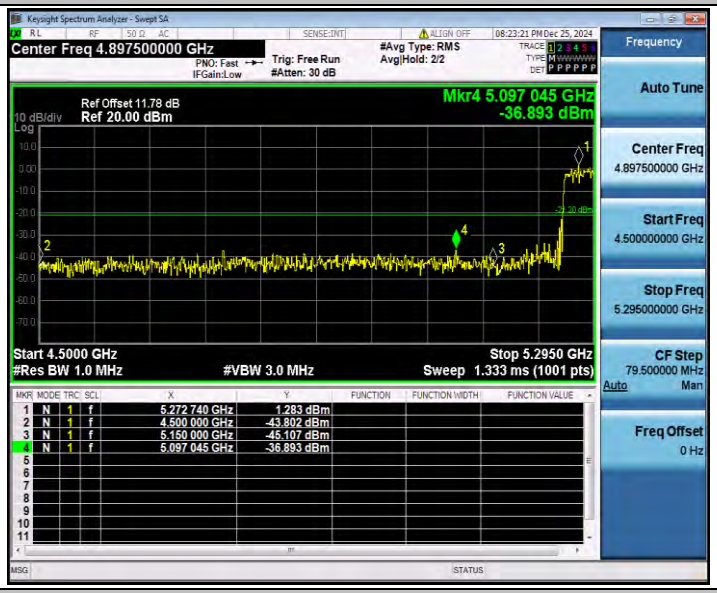

11AC80SISO_Ant1_High_5290_AV

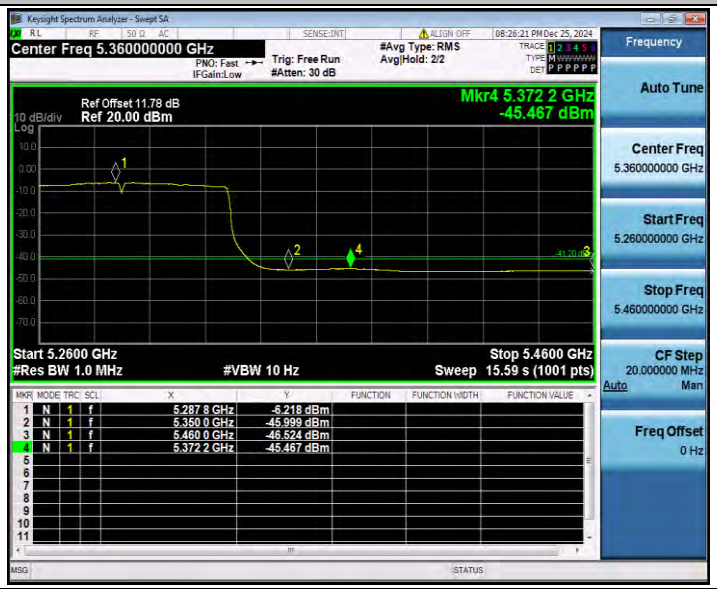

11AC80SISO_Ant1_High_5290_Peak

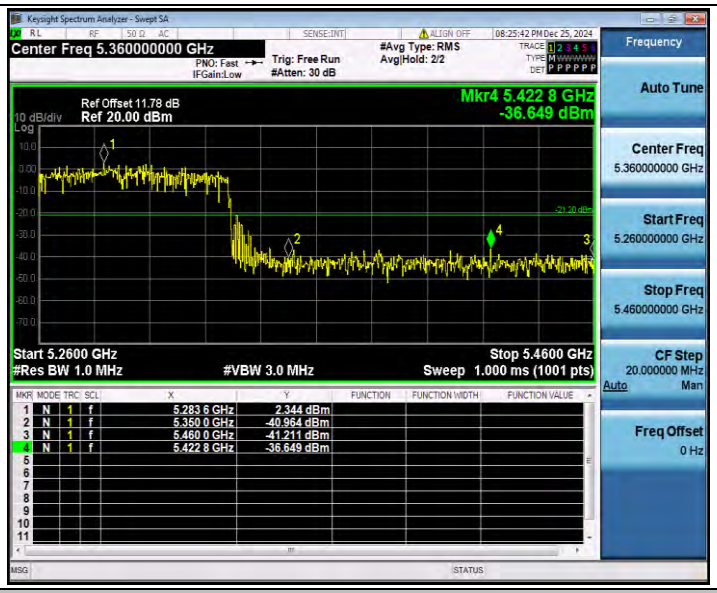

11AX20SISO_Ant1_Low_5260_AV

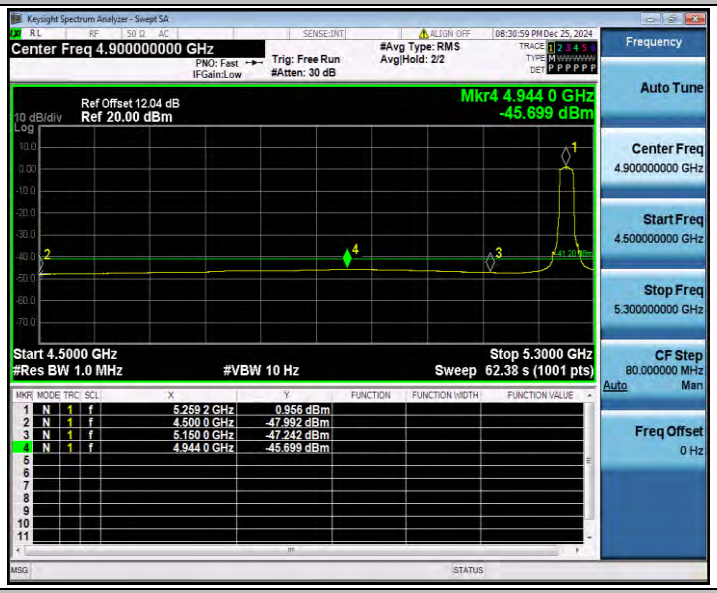

11AX20SISO_Ant1_Low_5260_Peak

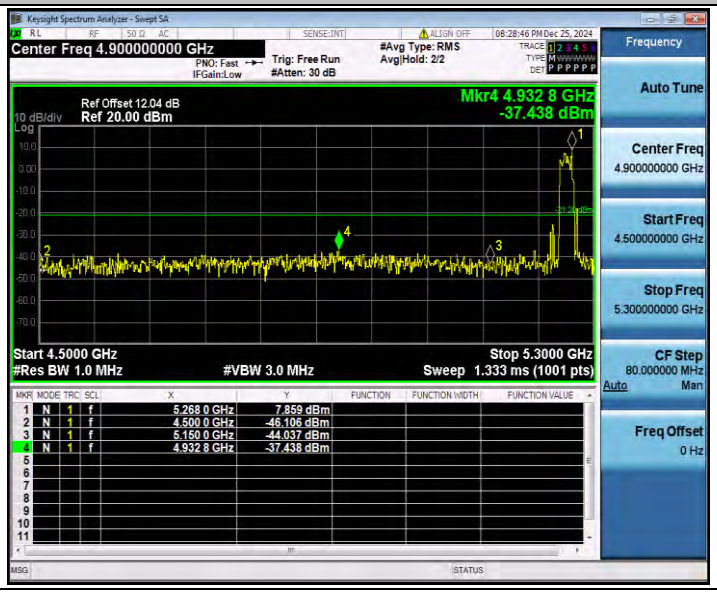

11AX20SISO_Ant1_High_5320_AV

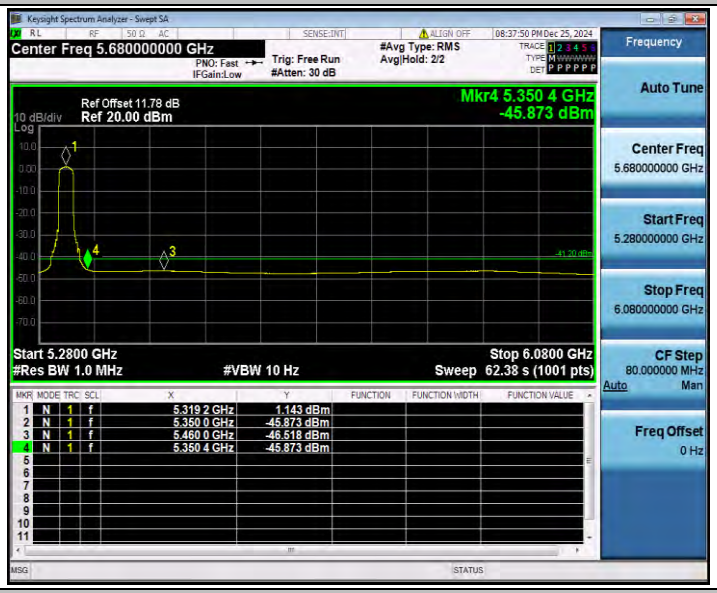

11AX20SISO_Ant1_High_5320_Peak

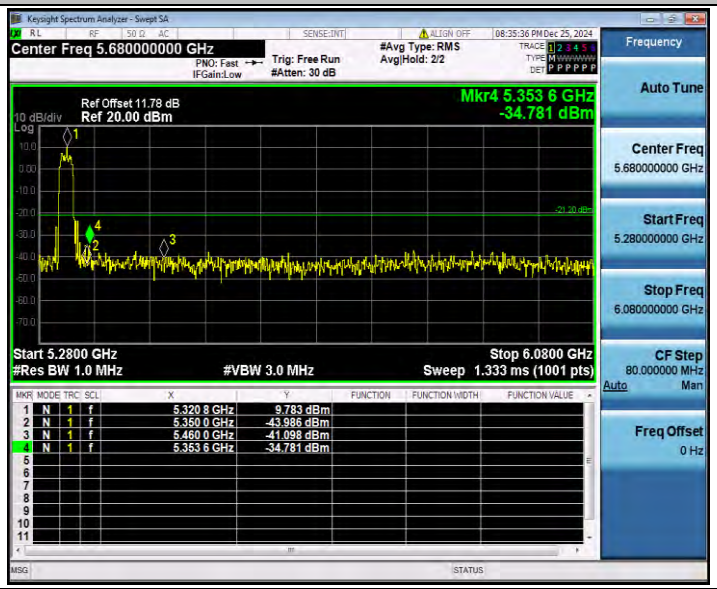

11AX40SISO_Ant1_Low_5270_AV

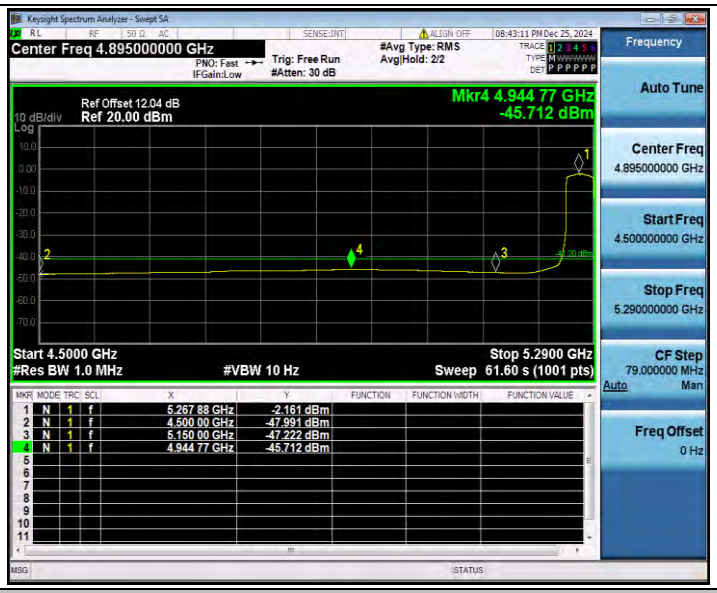

11AX40SISO_Ant1_Low_5270_Peak

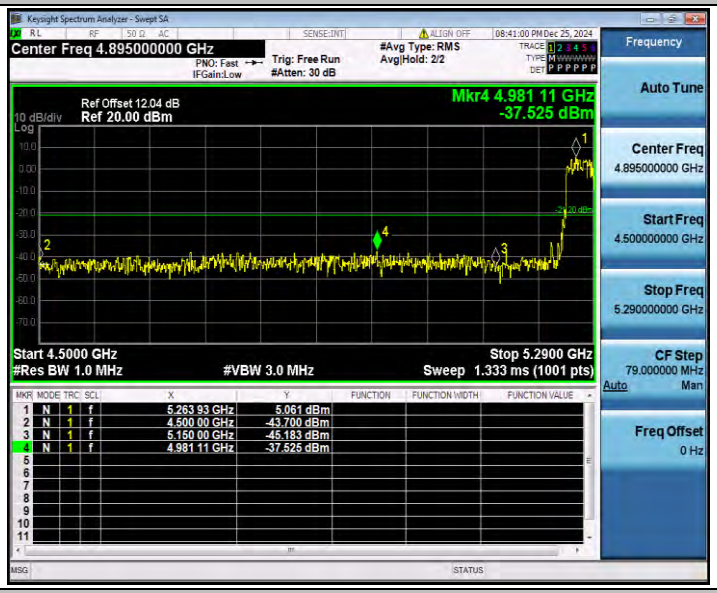

11AX40SISO_Ant1_High_5310_AV

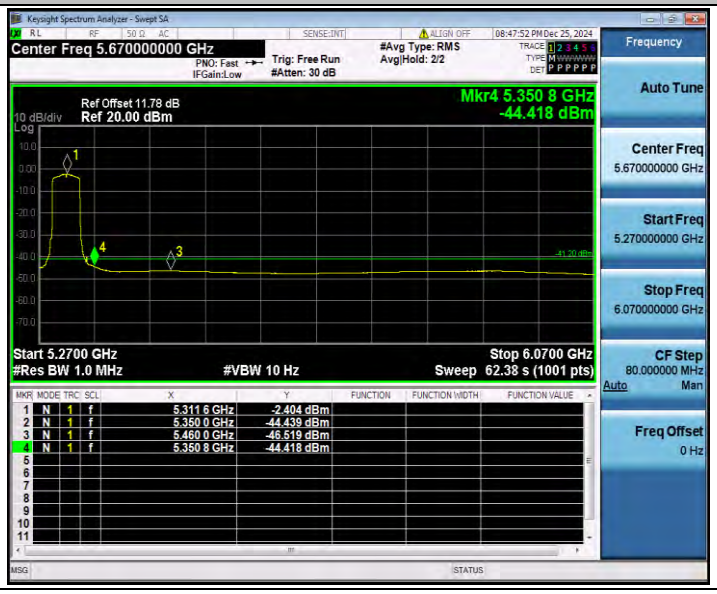

11AX40SISO_Ant1_High_5310_Peak

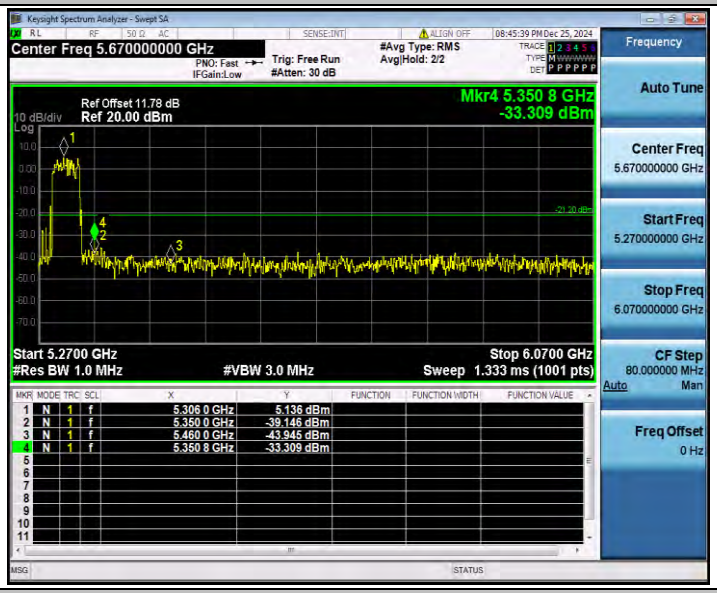

11AX80SISO_Ant1_Low_5290_AV

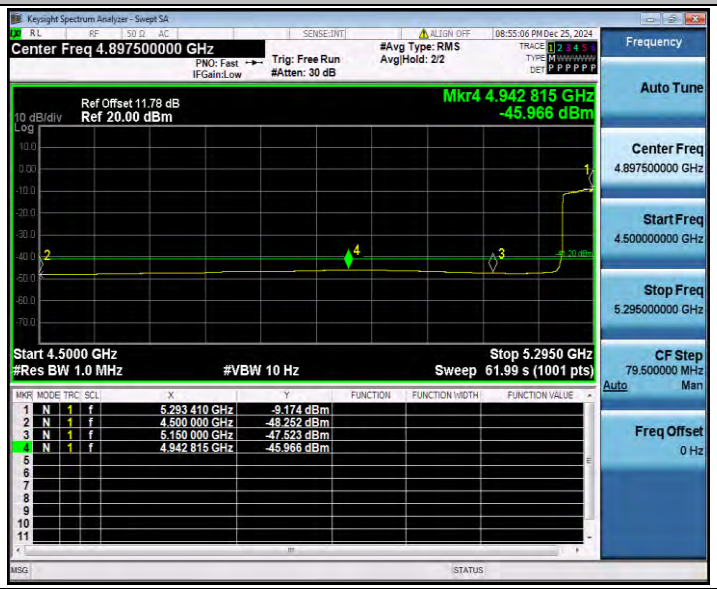

11AX80SISO_Ant1_Low_5290_Peak

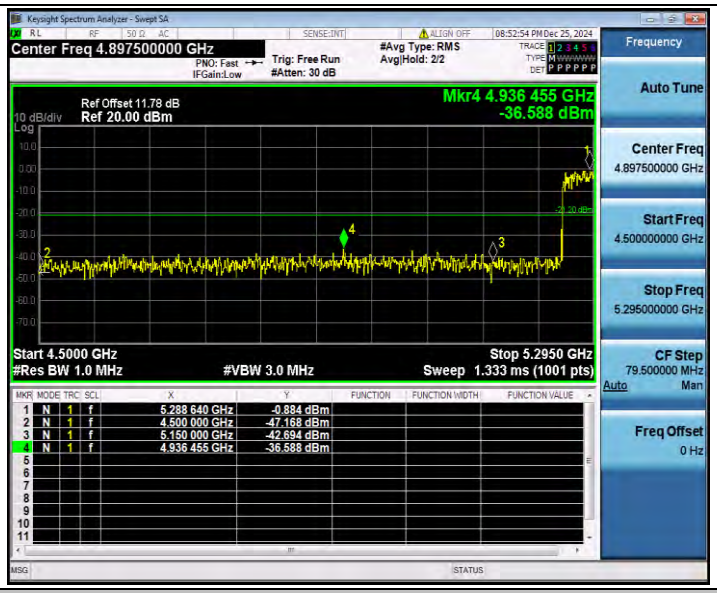

11AX80SISO_Ant1_High_5290_AV
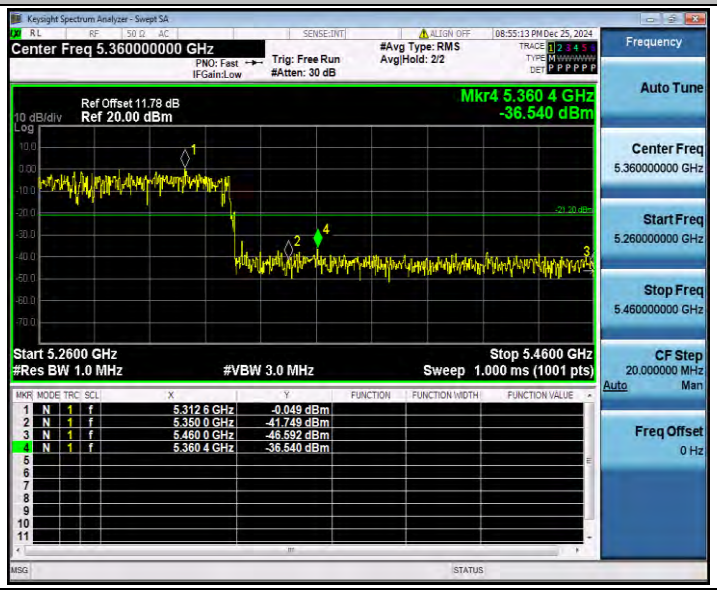
11AX80SISO_Ant1_High_5290_Peak