Appendix G.6: Band edge measurements

Test Result B4

TestMode	Antenna	ChName	Freq(MHz)	FreqRange [MHz]	Result [dBm]	Limit [dBm]	Verdict
11A	Ant1	Low	5745	5650~5700	-38.68	≤-26.45	PASS
				5700~5720	-29.08	≤15.30	PASS
				5720~5725	-24.63	≤21.32	PASS
				5760~5650	-39.41	≤-27	PASS
		High	5825	5850~5855	-29.55	≤17.57	PASS
				5855~5875	-31.99	≤14.37	PASS
				5875~5925	-40.09	≤-26.91	PASS
				5925~5935	-37.88	≤-27	PASS
11N20SISO	Ant1	Low	5745	5650~5700	-39.73	≤-26.87	PASS
				5700~5720	-30.98	≤15.21	PASS
				5720~5725	-31.69	≤17.65	PASS
				5760~5650	-38.47	≤-27	PASS
		High	5825	5850~5855	-29.28	≤20.03	PASS
				5855~5875	-35.98	≤11.84	PASS
				5875~5925	-38.58	≤-26.31	PASS
				5925~5935	-38.85	≤-27	PASS
11N40SISO	Ant1	Low	5755	5650~5700	-41.06	≤-26.80	PASS
				5700~5720	-33.26	≤12.63	PASS
				5720~5725	-30.75	≤20.05	PASS
				5780~5650	-39.92	≤-27	PASS
		High	5795	5850~5855	-38.56	≤17.54	PASS
				5855~5875	-37.85	≤11.31	PASS
				5875~5925	-40.02	≤-26.83	PASS
				5925~5935	-38.42	≤-27	PASS
11AC20SISO	Ant1	Low	5745	5650~5700	-40.96	≤-26.87	PASS
				5700~5720	-33.96	≤11.47	PASS
				5720~5725	-33.38	≤16.34	PASS
				5760~5650	-39.63	≤-27	PASS
		High	5825	5850~5855	-33.76	≤21.88	PASS
				5855~5875	-38.82	≤10.21	PASS
				5875~5925	-38.78	≤-26.81	PASS
				5925~5935	-38.96	≤-27	PASS
11AC40SISO	Ant1	Low	5755	5650~5700	-39.89	≤-26.30	PASS
				5700~5720	-31.39	≤13.35	PASS
				5720~5725	-35.47	≤16.66	PASS
				5780~5650	-38.89	≤-27	PASS

		High	5795	5850~5855	-38.03	≤15.66	PASS
				5855~5875	-38.76	≤10.02	PASS
				5875~5925	-39.53	≤-26.59	PASS
				5925~5935	-38.7	≤-27	PASS
11AC80SISO	Ant1	Low	5775	5650~5700	-39.61	≤-26.23	PASS
				5700~5720	-30.48	≤11.44	PASS
				5720~5725	-30.06	≤16.35	PASS
				5800~5650	-39.92	≤-27	PASS
		High	5775	5850~5855	-32.39	≤15.84	PASS
				5855~5875	-29.2	≤12.47	PASS
				5875~5925	-39.11	≤-26.19	PASS
				5925~5935	-38.75	≤-27	PASS
11AX20SISO	Ant1	Low	5745	5650~5700	-39.79	≤-26.96	PASS
				5700~5720	-39.75	≤10.12	PASS
				5720~5725	-36.52	≤16.08	PASS
				5760~5650	-40.07	≤-27	PASS
		High	5825	5850~5855	-38.93	≤15.73	PASS
				5855~5875	-38.29	≤10.59	PASS
				5875~5925	-39.23	≤-26.31	PASS
				5925~5935	-38.61	≤-27	PASS
11AX40SISO	Ant1	Low	5755	5650~5700	-40.37	≤-26.80	PASS
				5700~5720	-39.62	≤10.02	PASS
				5720~5725	-37.37	≤16.04	PASS
				5780~5650	-38.8	≤-27	PASS
		High	5795	5850~5855	-40.58	≤15.66	PASS
				5855~5875	-39.13	≤10.20	PASS
				5875~5925	-39.42	≤-26.95	PASS
				5925~5935	-38.21	≤-27	PASS
11AX80SISO	Ant1	Low	5775	5650~5700	-39.92	≤-26.34	PASS
				5700~5720	-37.86	≤11.18	PASS
				5720~5725	-37.57	≤16.00	PASS
				5800~5650	-39.87	≤-27	PASS
		High	5775	5850~5855	-40.46	≤15.84	PASS
				5855~5875	-39.08	≤11.33	PASS
				5875~5925	-39.37	≤-26.87	PASS
				5925~5935	-38.3	≤-27	PASS

Test Graphs B4

11A_Ant1_Low_5745

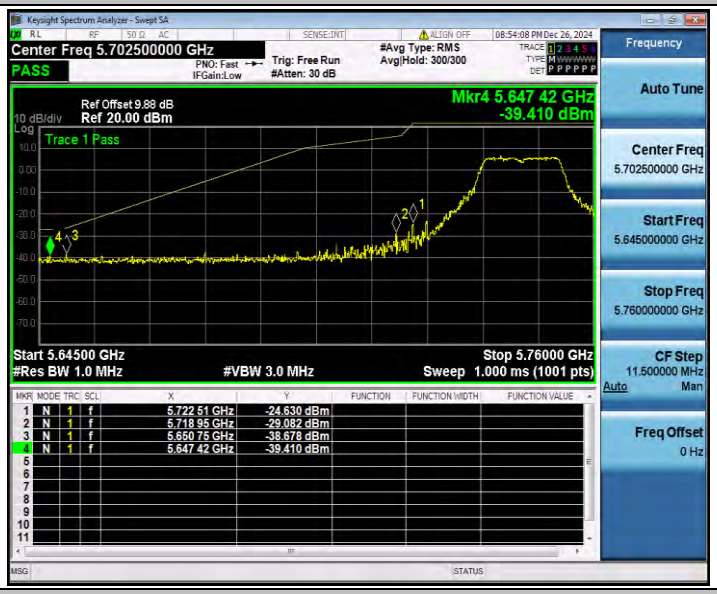

11A_Ant1_High_5825

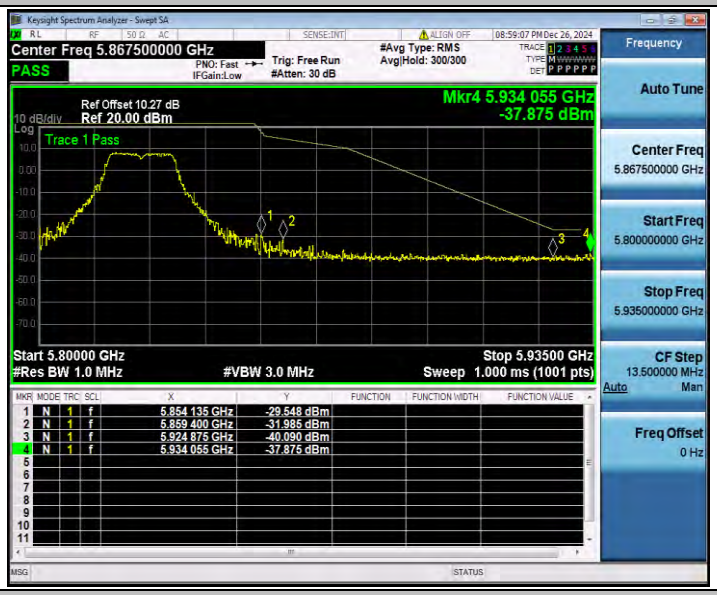

11N20SISO_Ant1_Low_5745

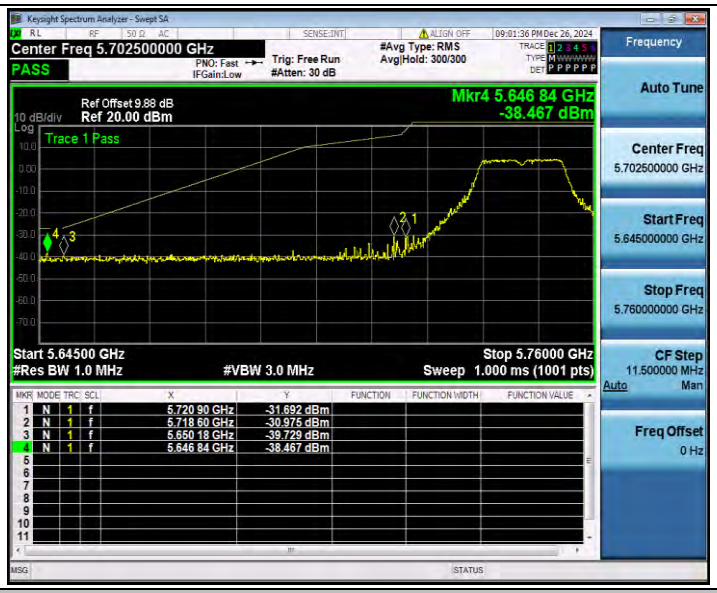

11N20SISO_Ant1_High_5825

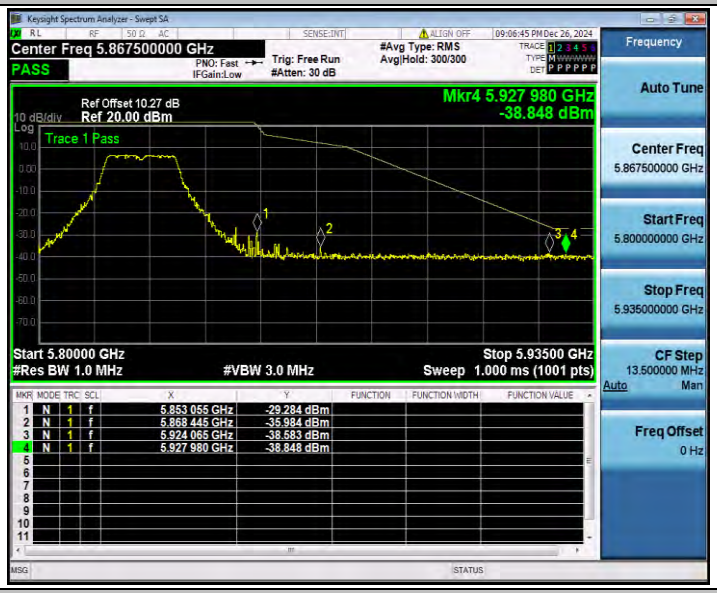

11N40SISO_Ant1_Low_5755

11N40SISO_Ant1_High_5795

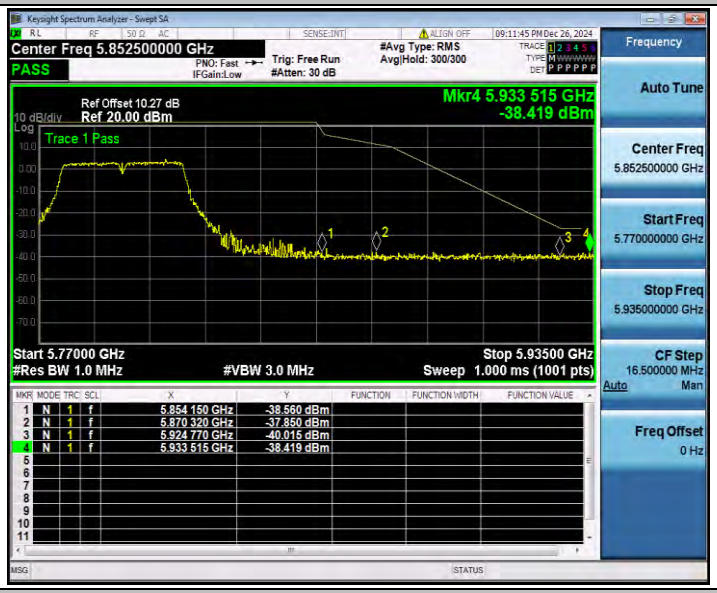

11AC20SISO_Ant1_Low_5745

11AC20SISO_Ant1_High_5825

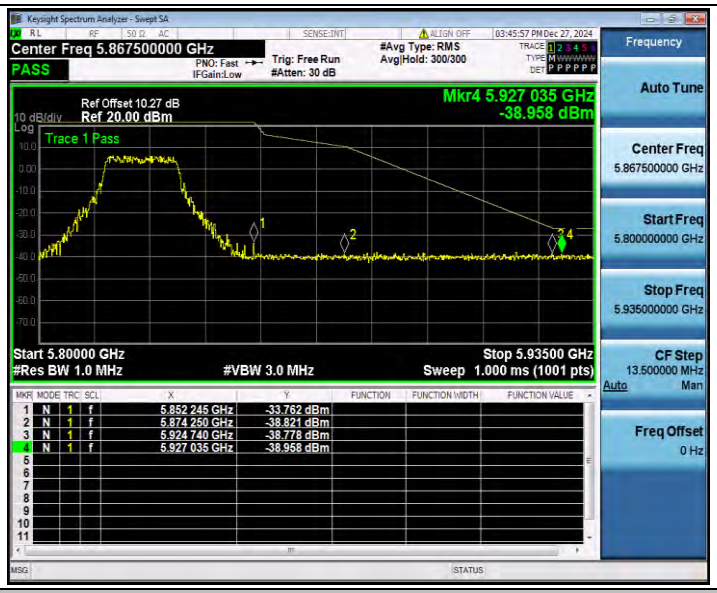

11AC40SISO_Ant1_Low_5755

11AC40SISO_Ant1_High_5795

11AC80SISO_Ant1_Low_5775

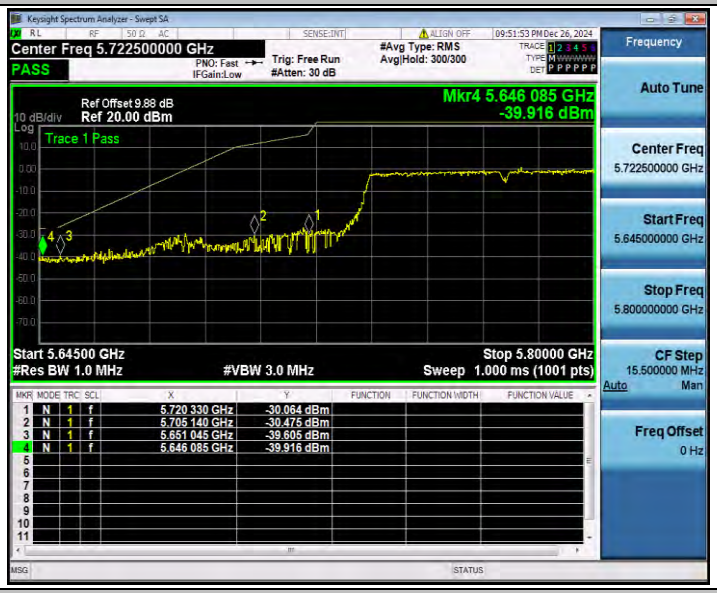

11AC80SISO_Ant1_High_5775

11AX20SISO_Ant1_Low_5745

11AX20SISO_Ant1_High_5825

11AX40SISO_Ant1_Low_5755

11AX40SISO_Ant1_High_5795

11AX80SISO_Ant1_Low_5775

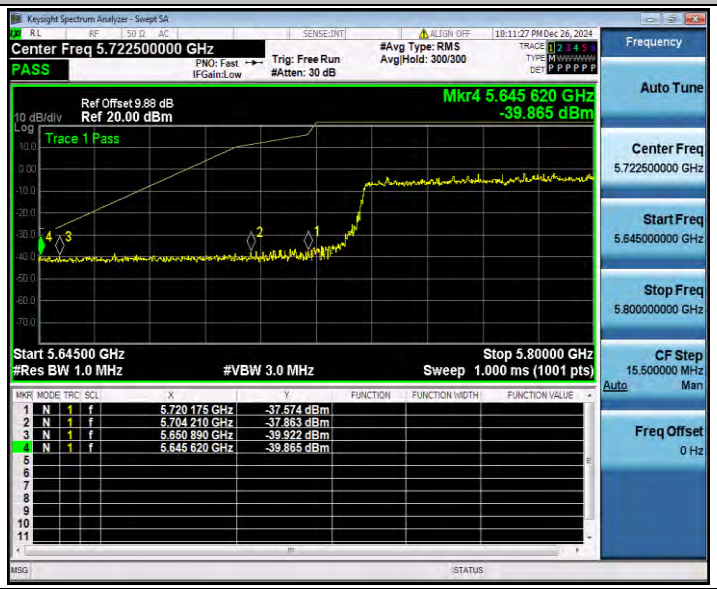

11AX80SISO_Ant1_High_5775

Keysight Spectrum Analyzer - Swept SA
Center Freq 5.842500000 GHz
PASS
PNO: Fast
IFGain:Low
Trig: Free Run
#Atten: 30 dB
#Avg Type: RMS
Avg|Hold: 300/300
Ref Offset 9.88 dB
10 dB/div
Ref 20.00 dBm
Log
Trace 1 Pass
Mkr4 5.925 380 GHz
-38.296 dBm
Start 5.75000 GHz
#Res BW 1.0 MHz
#VBW 3.0 MHz
Stop 5.93500 GHz
Sweep 1.000 ms (1001 pts)
1 N 1 f 5.854 895 GHz -40.464 dBm
2 N 1 f 5.870 250 GHz -39.084 dBm
3 N 1 f 5.924 825 GHz -39.367 dBm
4 N 1 f 5.925 380 GHz -38.296 dBm
Frequency
Auto Tune
Center Freq
5.842500000 GHz
Start Freq
5.750000000 GHz
Stop Freq
5.935000000 GHz
CF Step
18.500000 MHz
Auto
Man
Freq Offset
0 Hz

Appendix G.7: Conducted Spurious Emission

Test Result

TestMode	Antenna	Freq(MHz)	FreqRange [MHz]	Max. Fre [MHz]	Max. Level [dBm]	Limit [dBm]	Verdict
11A	Ant1	5745	30~5650	4989.84	-40.24	≤-27	PASS
			5925~27000	26544.78	-32.22	≤-27	PASS
		5785	30~5650	4993.02	-40.48	≤-27	PASS
			5925~27000	24239.88	-30.79	≤-27	PASS
		5825	30~5650	5401.03	-39.45	≤-27	PASS
			5925~27000	25540.91	-30.82	≤-27	PASS
11N20SISO	Ant1	5745	30~5650	5434.19	-39.69	≤-27	PASS
			5925~27000	26739.37	-31.88	≤-27	PASS
		5785	30~5650	5459.86	-39.07	≤-27	PASS
			5925~27000	24271.49	-31.4	≤-27	PASS
		5825	30~5650	5373.87	-40.23	≤-27	PASS
			5925~27000	26481.56	-31.28	≤-27	PASS
11N40SISO	Ant1	5755	30~5650	4972.6	-40.69	≤-27	PASS
			5925~27000	24158.39	-31.7	≤-27	PASS
		5795	30~5650	5625.08	-39.97	≤-27	PASS
			5925~27000	24749.19	-31.19	≤-27	PASS
11AC20SISO	Ant1	5745	30~5650	5493.76	-40.35	≤-27	PASS
			5925~27000	24278.52	-32.09	≤-27	PASS
		5785	30~5650	5440.94	-38.94	≤-27	PASS
			5925~27000	26062.87	-31.19	≤-27	PASS
		5825	30~5650	2644.05	-40.04	≤-27	PASS
			5925~27000	24272.19	-32.02	≤-27	PASS
11AC40SISO	Ant1	5755	30~5650	5405.16	-40.02	≤-27	PASS
			5925~27000	26838.43	-31.71	≤-27	PASS
		5795	30~5650	5394.66	-39.41	≤-27	PASS
			5925~27000	23573.21	-31.48	≤-27	PASS
11AC80SISO	Ant1	5775	30~5650	5481.77	-40.53	≤-27	PASS
			5925~27000	24222.32	-32.43	≤-27	PASS
11AX20SISO	Ant1	5745	30~5650	2682.83	-40.27	≤-27	PASS
			5925~27000	24253.93	-32.31	≤-27	PASS
		5785	30~5650	3069.86	-39.88	≤-27	PASS
			5925~27000	26102.21	-31.66	≤-27	PASS
		5825	30~5650	5394.66	-39.89	≤-27	PASS
			5925~27000	26827.19	-31.24	≤-27	PASS
11AX40SISO	Ant1	5755	30~5650	5551.09	-40.14	≤-27	PASS
			5925~27000	24831.38	-32.39	≤-27	PASS

		5795	30~5650	5483.65	-39.56	≤-27	PASS
			5925~27000	26687.39	-30.25	≤-27	PASS
11AX80SISO	Ant1	5775	30~5650	5339.21	-40.52	≤-27	PASS
			5925~27000	24287.65	-31.98	≤-27	PASS

Test Graphs

11A_Ant1_5745_30~5650

11A_Ant1_5745_5925~27000

11A_Ant1_5785_30~5650

11A_Ant1_5785_5925~27000

11A_Ant1_5825_30~5650

11A_Ant1_5825_5925~27000

11N20SISO_Ant1_5745_30~5650

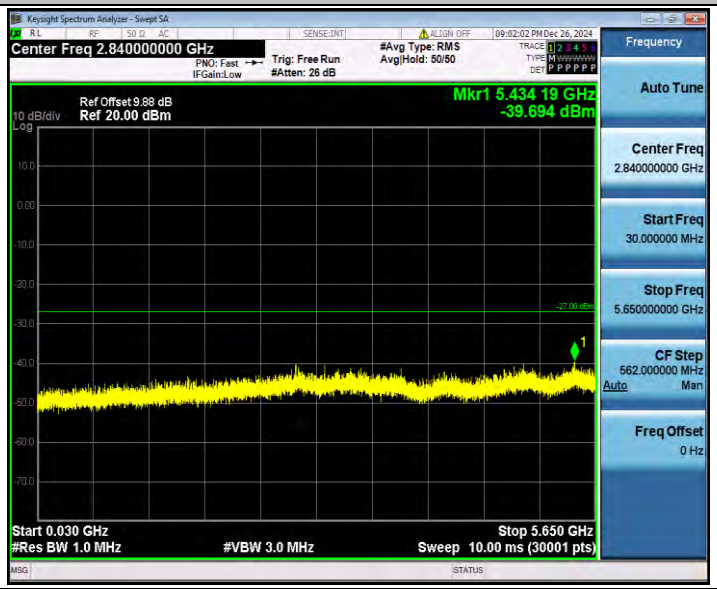

11N20SISO_Ant1_5745_5925~27000

11N20SISO_Ant1_5785_30~5650

11N20SISO_Ant1_5785_5925~27000

11N20SISO_Ant1_5825_30~5650

11N20SISO_Ant1_5825_5925~27000

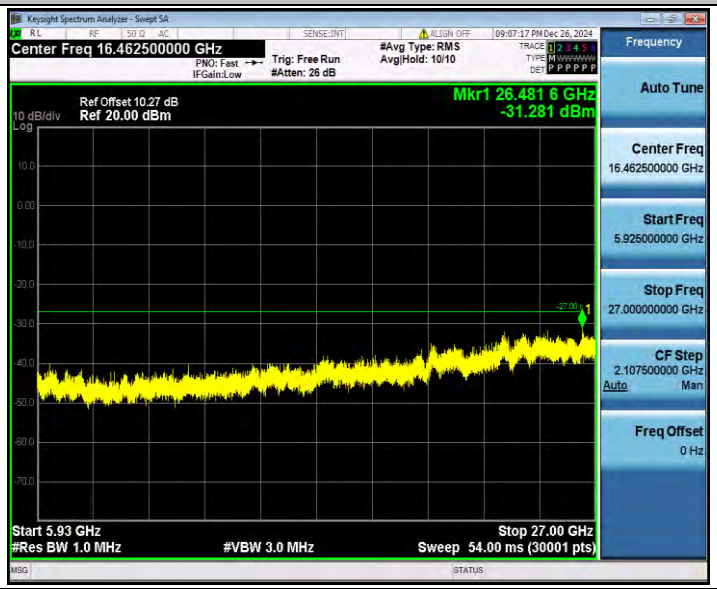

11N40SISO_Ant1_5755_30~5650

11N40SISO_Ant1_5755_5925~27000

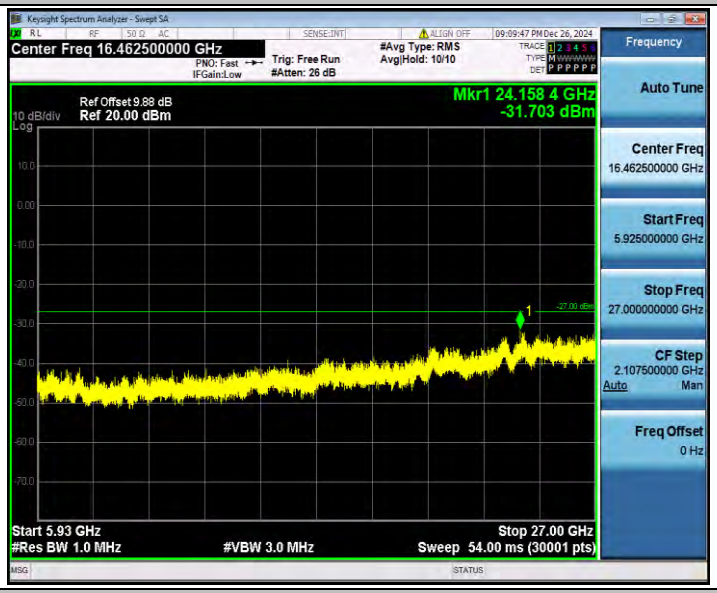

11N40SISO_Ant1_5795_30~5650

11N40SISO_Ant1_5795_5925~27000

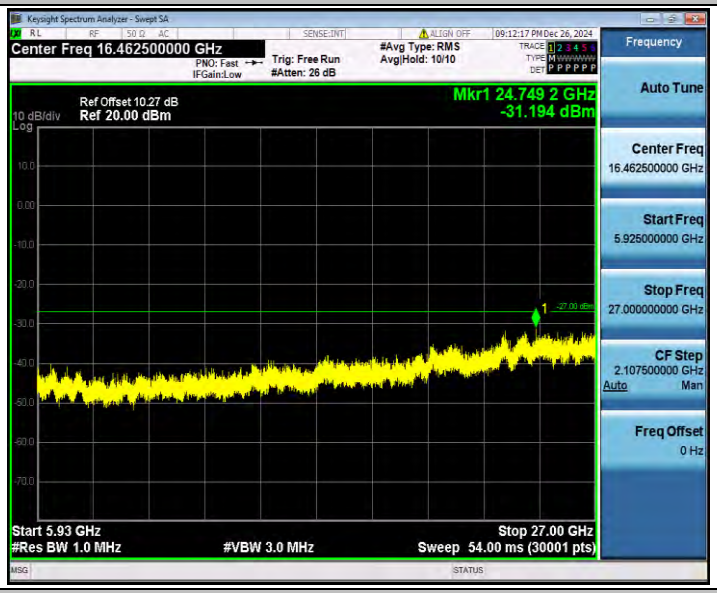

11AC20SISO_Ant1_5745_30~5650

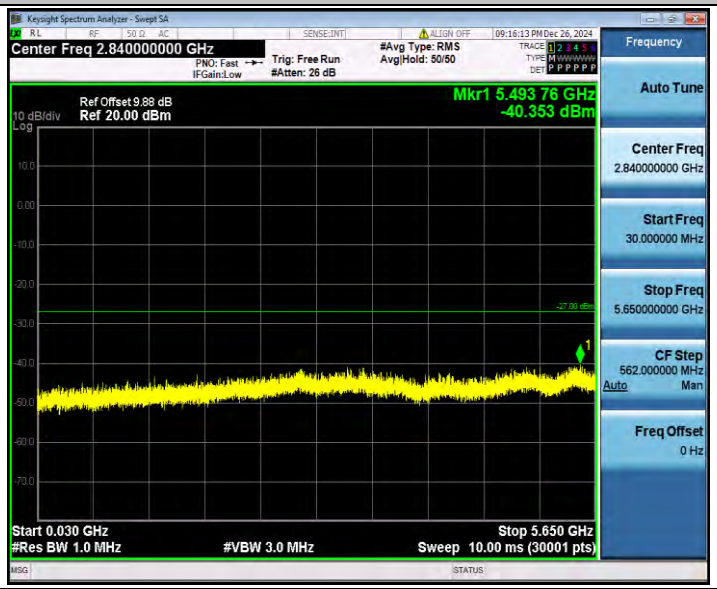

11AC20SISO_Ant1_5745_5925~27000

11AC20SISO_Ant1_5785_30~5650

11AC20SISO_Ant1_5785_5925~27000

11AC20SISO_Ant1_5825_30~5650

11AC20SISO_Ant1_5825_5925~27000

11AC40SISO_Ant1_5755_30~5650

11AC40SISO_Ant1_5755_5925~27000

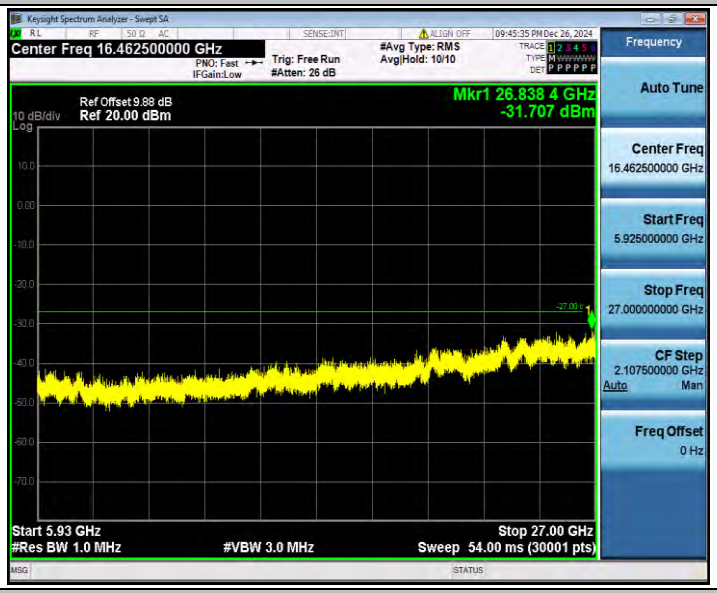

11AC40SISO_Ant1_5795_30~5650

11AC40SISO_Ant1_5795_5925~27000

11AC80SISO_Ant1_5775_30~5650

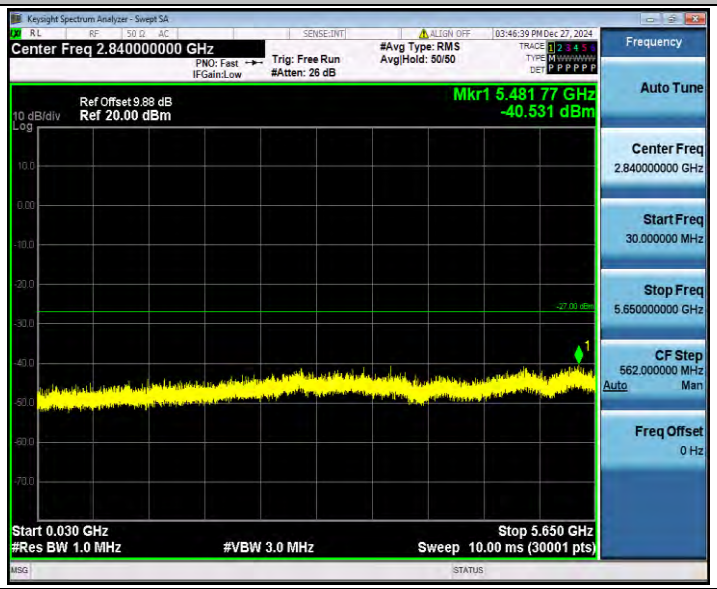

11AC80SISO_Ant1_5775_5925~27000

11AX20SISO_Ant1_5745_30~5650

11AX20SISO_Ant1_5745_5925~27000

11AX20SISO_Ant1_5785_30~5650

11AX20SISO_Ant1_5785_5925~27000

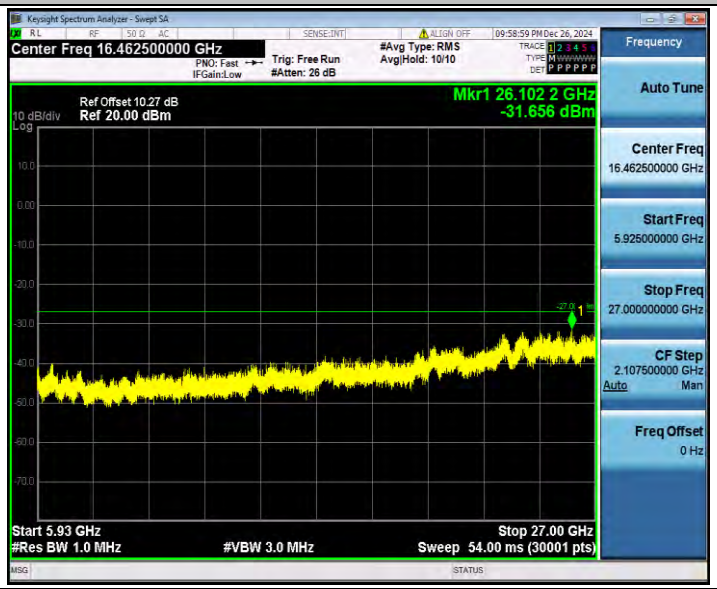

11AX20SISO_Ant1_5825_30~5650

11AX20SISO_Ant1_5825_5925~27000

11AX40SISO_Ant1_5755_30~5650

11AX40SISO_Ant1_5755_5925~27000

11AX40SISO_Ant1_5795_30~5650

11AX40SISO_Ant1_5795_5925~27000

11AX80SISO_Ant1_5775_30~5650

11AX80SISO_Ant1_5775_5925~27000

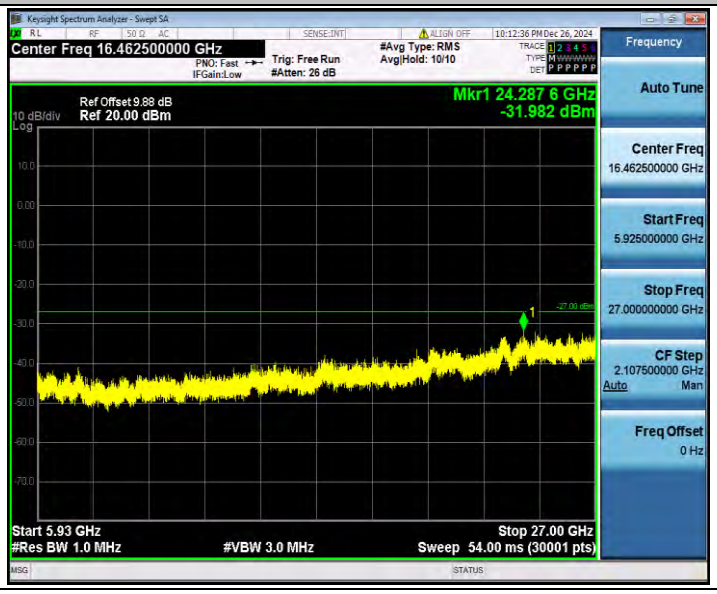

Appendix G.8: Emissions in Restricted Bands

Test Result

TestMode	Antenna	ChName	Freq(MHz)	Detector	Freq [MHz]	Result [dBm]	Limit [dBm]	Verdict
11A	Ant1	Low	5745	Peak	5650.000	-40.193	≤-27.00	PASS
				Peak	5700.000	-39.99	≤10.00	PASS
				Peak	5720.000	-37.27	≤15.60	PASS
				Peak	5725.000	-30.95	≤27.00	PASS
		High	5825	Peak	5850.000	-35.395	≤27.00	PASS
				Peak	5855.000	-31.48	≤15.60	PASS
				Peak	5875.000	-35.85	≤10.00	PASS
				Peak	5925.000	-36.16	≤-27.00	PASS
11N20SISO	Ant1	Low	5745	Peak	5650.000	-39.381	≤-27.00	PASS
				Peak	5700.000	-39.64	≤10.00	PASS
				Peak	5720.000	-36.28	≤15.60	PASS
				Peak	5725.000	-31.35	≤27.00	PASS
		High	5825	Peak	5850.000	-33.851	≤27.00	PASS
				Peak	5855.000	-36.46	≤15.60	PASS
				Peak	5875.000	-36.71	≤10.00	PASS
				Peak	5925.000	-35.06	≤-27.00	PASS
11N40SISO	Ant1	Low	5755	Peak	5650.000	-41.718	≤-27.00	PASS
				Peak	5700.000	-39.29	≤10.00	PASS
				Peak	5720.000	-36.14	≤15.60	PASS
				Peak	5725.000	-33.3	≤27.00	PASS
		High	5795	Peak	5850.000	-36.731	≤27.00	PASS
				Peak	5855.000	-36.04	≤15.60	PASS
				Peak	5875.000	-35.64	≤10.00	PASS
				Peak	5925.000	-35.87	≤-27.00	PASS
11AC20SISO	Ant1	Low	5745	Peak	5650.000	-40.519	≤-27.00	PASS
				Peak	5700.000	-38.37	≤10.00	PASS
				Peak	5720.000	-37.67	≤15.60	PASS
				Peak	5725.000	-30.69	≤27.00	PASS
		High	5825	Peak	5850.000	-37.006	≤27.00	PASS
				Peak	5855.000	-37.02	≤15.60	PASS
				Peak	5875.000	-36.95	≤10.00	PASS
				Peak	5925.000	-37.76	≤-27.00	PASS
11AC40SISO	Ant1	Low	5755	Peak	5650.000	-39.55	≤-27.00	PASS
				Peak	5700.000	-39.52	≤10.00	PASS
				Peak	5720.000	-37.18	≤15.60	PASS
				Peak	5725.000	-33.75	≤27.00	PASS

		High	5795	Peak	5850.000	-35.679	≤27.00	PASS
				Peak	5855.000	-36.44	≤15.60	PASS
				Peak	5875.000	-36.61	≤10.00	PASS
				Peak	5925.000	-37.46	≤-27.00	PASS
11AC80SISO	Ant1	Low	5775	Peak	5650.000	-41.103	≤-27.00	PASS
				Peak	5700.000	-35.71	≤10.00	PASS
				Peak	5720.000	-26.24	≤15.60	PASS
				Peak	5725.000	-25.36	≤27.00	PASS
		High	5775	Peak	5850.000	-33.768	≤27.00	PASS
				Peak	5855.000	-34.44	≤15.60	PASS
				Peak	5875.000	-36.87	≤10.00	PASS
				Peak	5925.000	-37.3	≤-27.00	PASS
11AX20SISO	Ant1	Low	5745	Peak	5650.000	-40.496	≤-27.00	PASS
				Peak	5700.000	-40.49	≤10.00	PASS
				Peak	5720.000	-39.04	≤15.60	PASS
				Peak	5725.000	-36.81	≤27.00	PASS
		High	5825	Peak	5850.000	-36.313	≤27.00	PASS
				Peak	5855.000	-36.42	≤15.60	PASS
				Peak	5875.000	-36.65	≤10.00	PASS
				Peak	5925.000	-36.15	≤-27.00	PASS
11AX40SISO	Ant1	Low	5755	Peak	5650.000	-41	≤-27.00	PASS
				Peak	5700.000	-40.36	≤10.00	PASS
				Peak	5720.000	-34.9	≤15.60	PASS
				Peak	5725.000	-36.54	≤27.00	PASS
		High	5795	Peak	5850.000	-35.497	≤27.00	PASS
				Peak	5855.000	-36.88	≤15.60	PASS
				Peak	5875.000	-37.06	≤10.00	PASS
				Peak	5925.000	-37.08	≤-27.00	PASS
11AX80SISO	Ant1	Low	5775	Peak	5650.000	-39.168	≤-27.00	PASS
				Peak	5700.000	-38.6	≤10.00	PASS
				Peak	5720.000	-39.83	≤15.60	PASS
				Peak	5725.000	-37.59	≤27.00	PASS
		High	5775	Peak	5850.000	-36.431	≤27.00	PASS
				Peak	5855.000	-36.79	≤15.60	PASS
				Peak	5875.000	-37.09	≤10.00	PASS
				Peak	5925.000	-35.34	≤-27.00	PASS

Note：

1. The Antenna Gain is compensated in the graph.
2. The Duty Cycle Factor and RBW Factor is compensated in the graph.
3. For transmitters operating in 5150-5350 GHz band and 5470-5725 GHz band: The limit in dBm for average detector is conversion from 54dBuV/m, according to 15.209(a). The limit in dBm for peak detector is 20dB above the limit of average detector in dBm.

Test Graphs

11A_Ant1_Low_5745_Peak

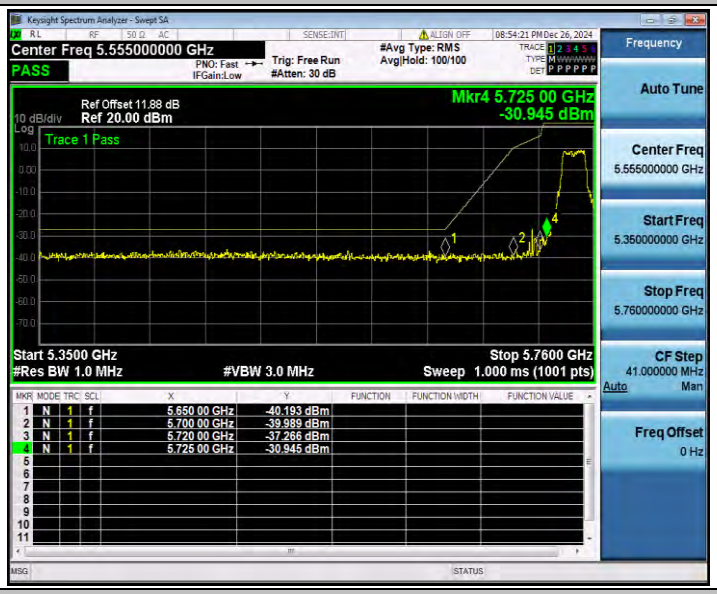

11A_Ant1_High_5825_Peak

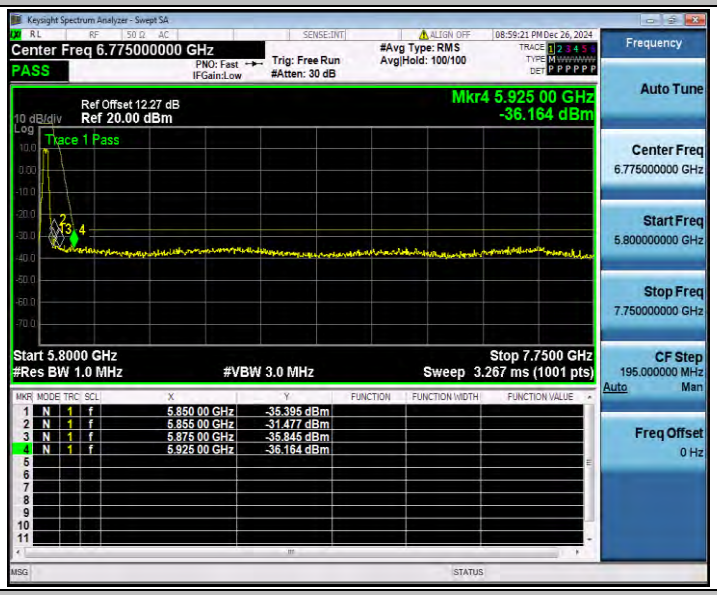

11N20SISO_Ant1_Low_5745_Peak

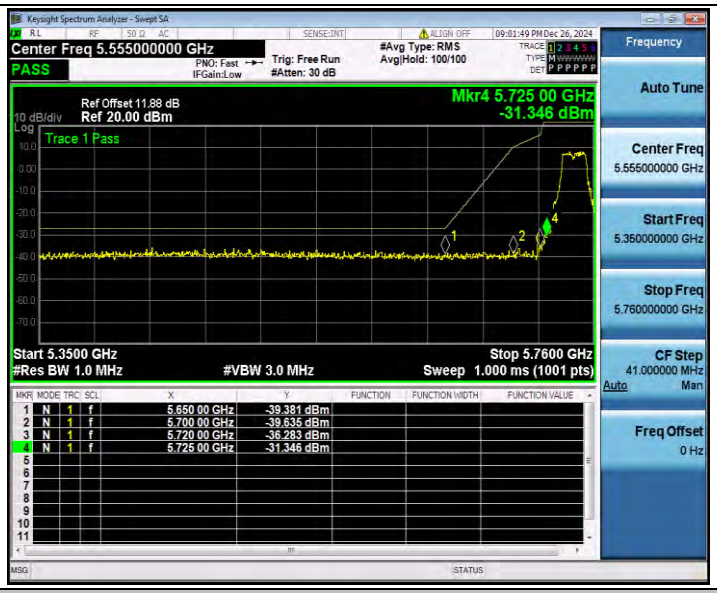

11N20SISO_Ant1_High_5825_Peak

11N40SISO_Ant1_Low_5755_Peak

11N40SISO_Ant1_High_5795_Peak

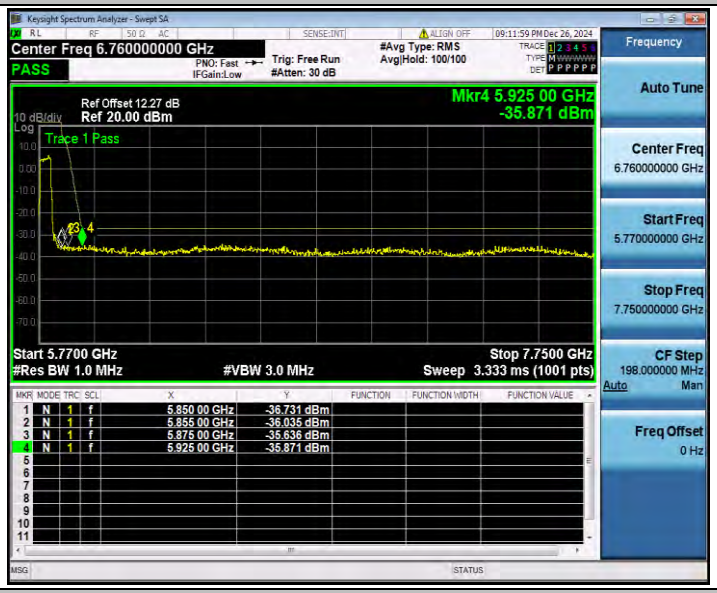

11AC20SISO_Ant1_Low_5745_Peak

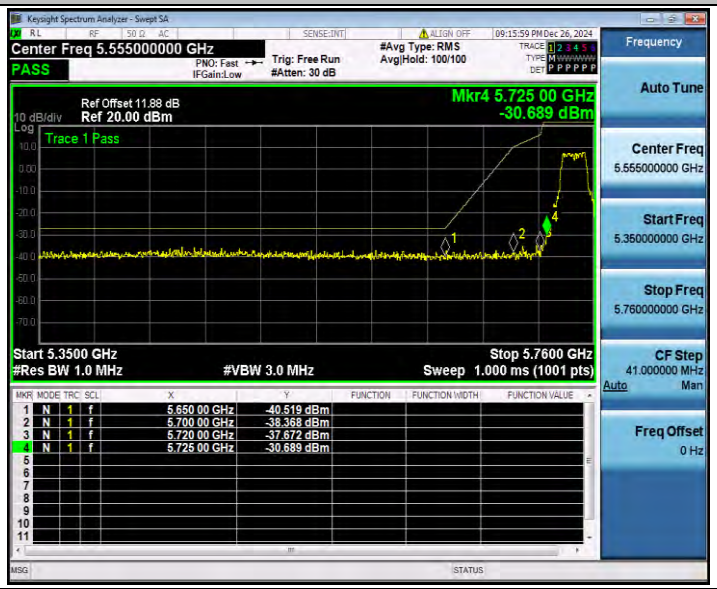

11AC20SISO_Ant1_High_5825_Peak

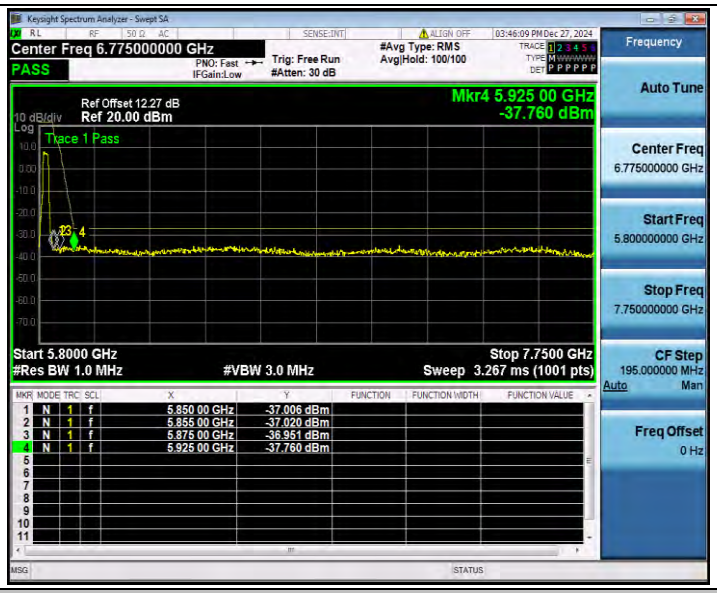

11AC40SISO_Ant1_Low_5755_Peak

11AC40SISO_Ant1_High_5795_Peak

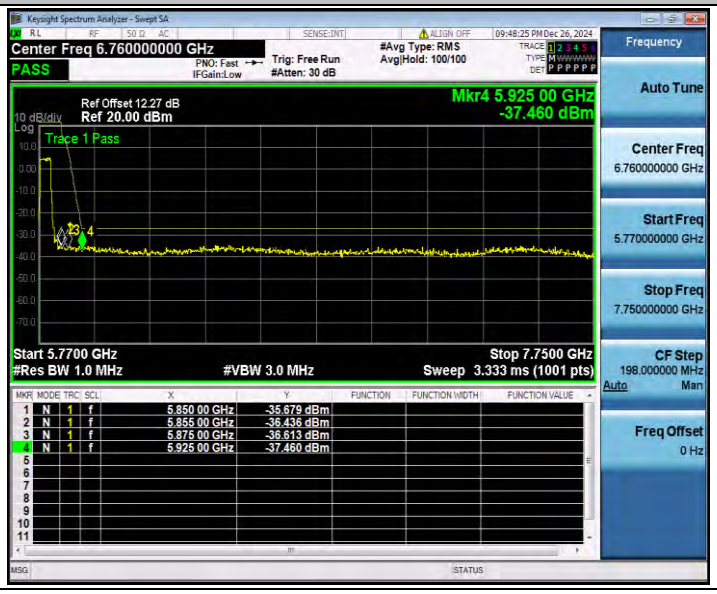

11AC80SISO_Ant1_Low_5775_Peak

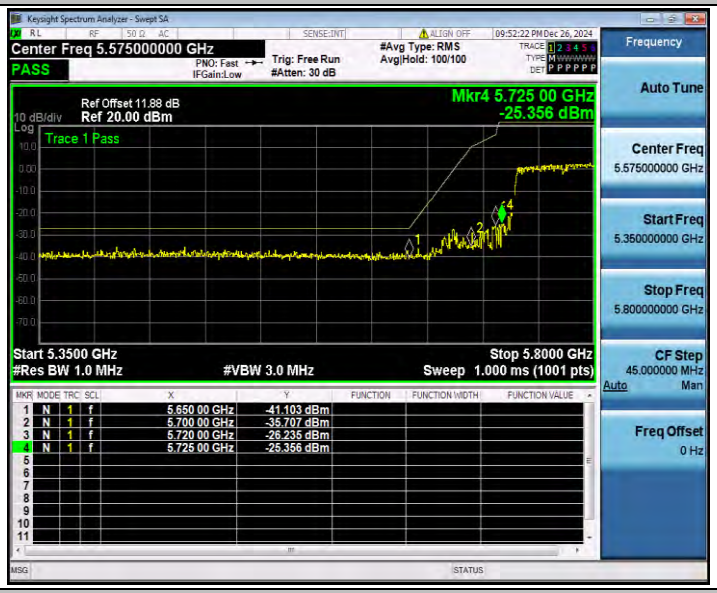

11AC80SISO_Ant1_High_5775_Peak

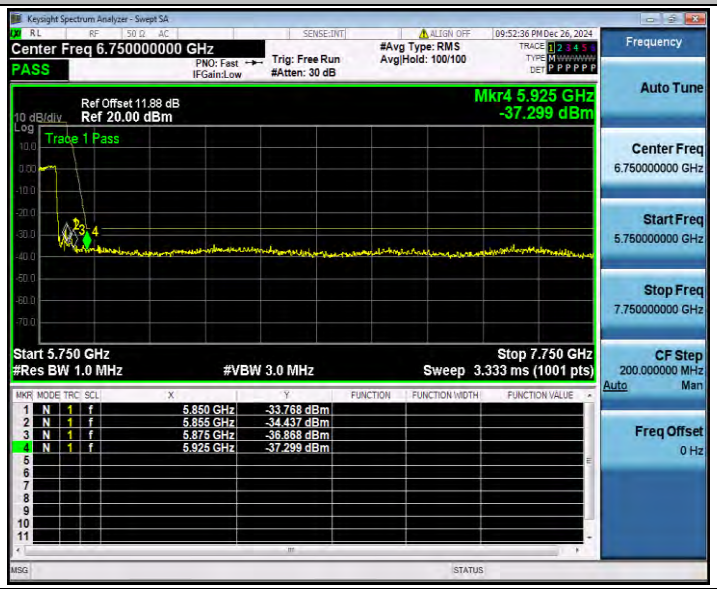

11AX20SISO_Ant1_Low_5745_Peak

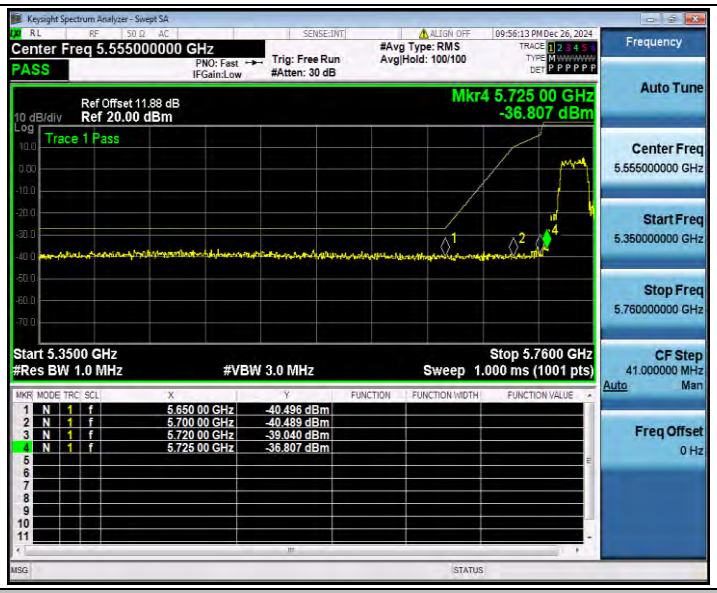

11AX20SISO_Ant1_High_5825_Peak

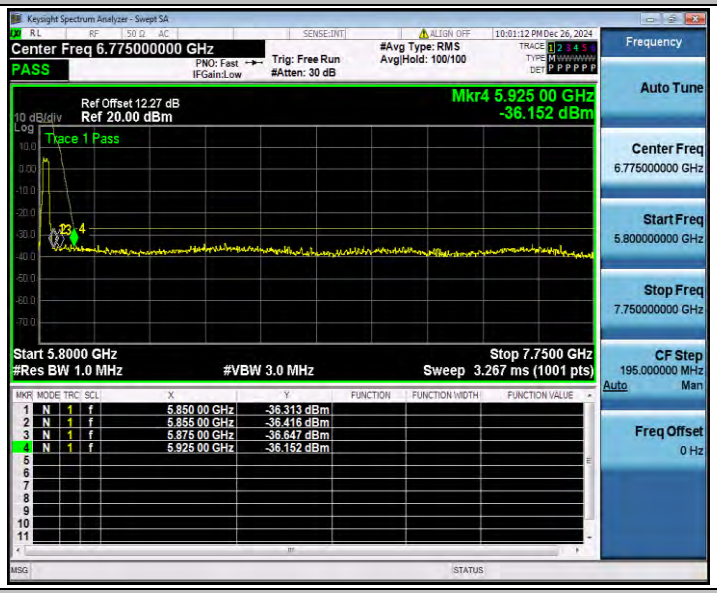

11AX40SISO_Ant1_Low_5755_Peak

11AX40SISO_Ant1_High_5795_Peak

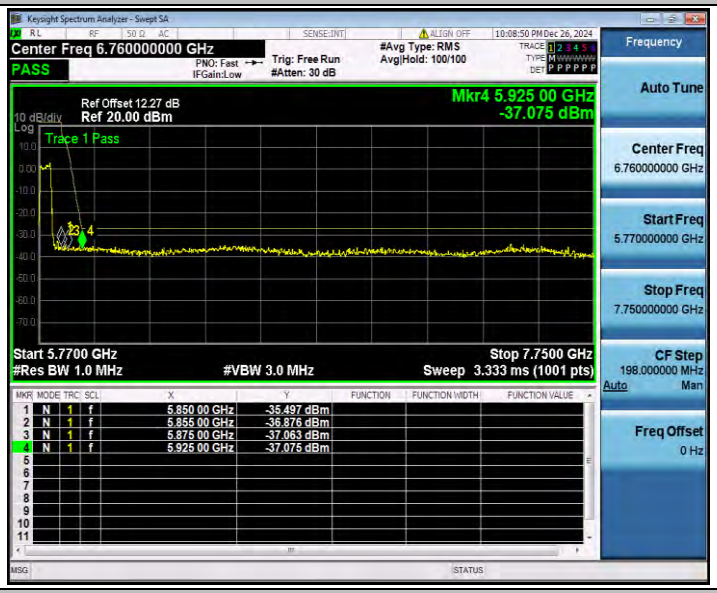

11AX80SISO_Ant1_Low_5775_Peak

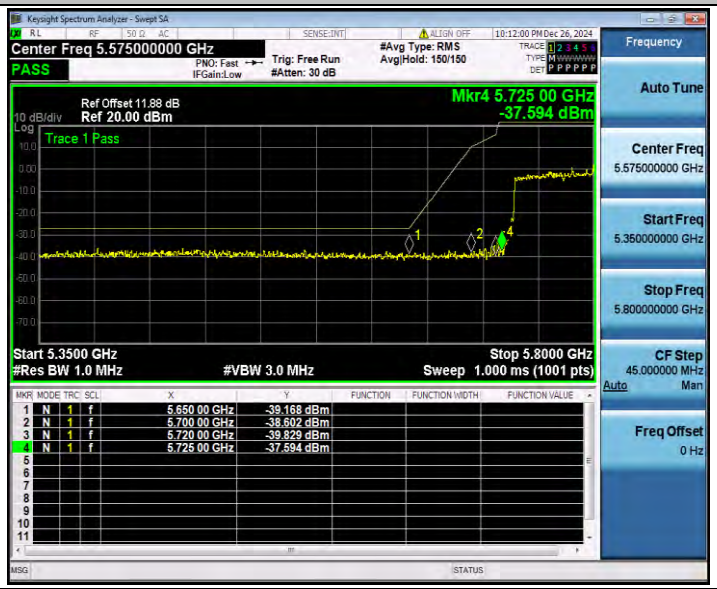

11AX80SISO_Ant1_High_5775_Peak

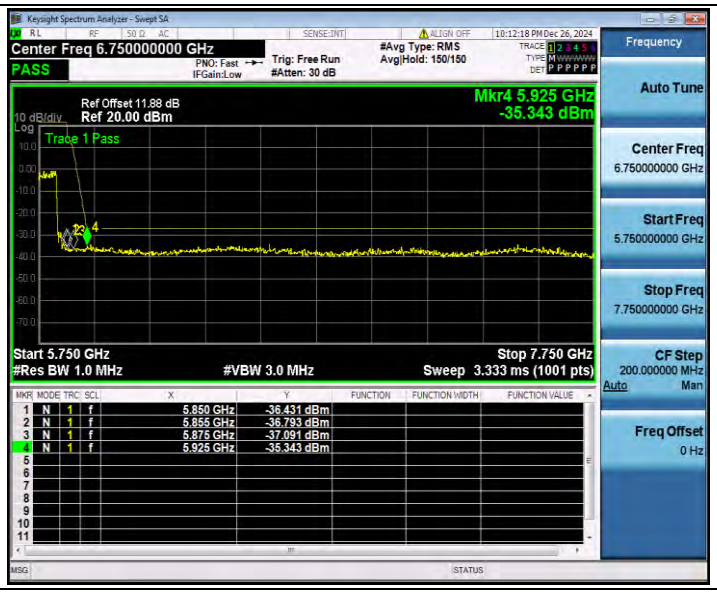
Keysight Spectrum Analyzer - Swept SA
Center Freq 6.750000000 GHz
PASS
PNO: Fast
IFGain:Low
Trig: Free Run
#Atten: 30 dB
#Avg Type: RMS
Avg|Hold: 150/150
10:12:18 PM Dec 26, 2024
Frequency
Auto Tune
Ref Offset 11.88 dB
10 dB/div
Ref 20.00 dBm
Log
Mkr4 5.925 GHz
-35.343 dBm
Trace 1 Pass
Center Freq
6.750000000 GHz
Start Freq
5.750000000 GHz
Stop Freq
7.750000000 GHz
Start 5.750 GHz
#Res BW 1.0 MHz
#VBW 3.0 MHz
Stop 7.750 GHz
Sweep 3.333 ms (1001 pts)
CF Step
200.000000 MHz
Auto
Man
Freq Offset
0 Hz
1 N 1 f 5.850 GHz -36.431 dBm
2 N 1 f 5.855 GHz -36.793 dBm
3 N 1 f 5.875 GHz -37.091 dBm
4 N 1 f 5.925 GHz -35.343 dBm