Case No. : GTS20250313007-2-04	
Ambient Condition: 22 ℃, 49 %RH	
According Standard: ■Part15E	
Test Date: 2025.3.27	**Test Engineer:** Evan ouyang

Appendix D.1: Emission Bandwidth

Test Result

TestMode	Antenna	Freq(MHz)	26db EBW [MHz]	FL[MHz]	FH[MHz]	Limit[MHz]	Verdict
11A	Ant1	5180	21.040	5169.920	5190.960	---	---
		5200	26.480	5186.880	5213.360	---	---
		5240	24.440	5228.040	5252.480	---	---
11N20SISO	Ant1	5180	25.120	5167.920	5193.040	---	---
		5200	25.720	5186.680	5212.400	---	---
		5240	24.240	5228.520	5252.760	---	---
11N40SISO	Ant1	5190	44.560	5169.360	5213.920	---	---
		5230	40.640	5209.680	5250.320	---	---
11AC20SISO	Ant1	5180	20.440	5169.880	5190.320	---	---
		5200	22.040	5189.360	5211.400	---	---
		5240	20.800	5229.800	5250.600	---	---
11AC40SISO	Ant1	5190	43.840	5169.600	5213.440	---	---
		5230	44.160	5208.800	5252.960	---	---
11AC80SISO	Ant1	5210	85.760	5169.520	5255.280	---	---

Test Graphs

11A_Ant1_5180

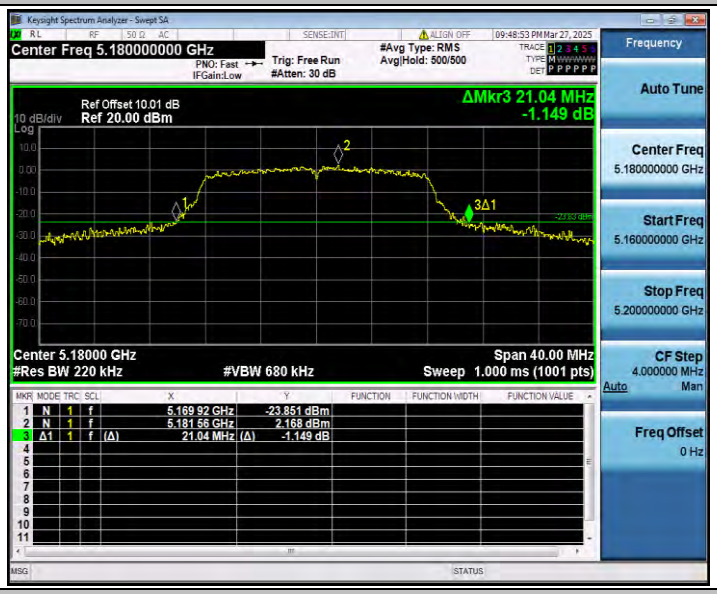

11A_Ant1_5200

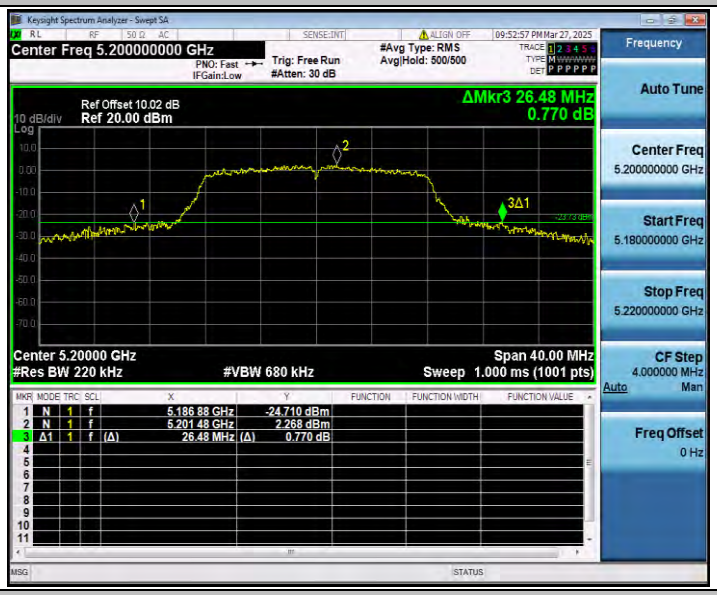

11A_Ant1_5240

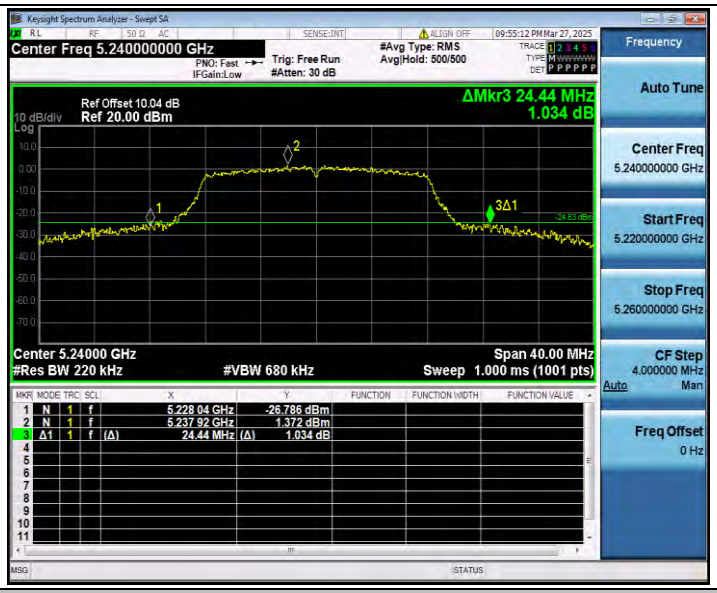

11N20SISO_Ant1_5180

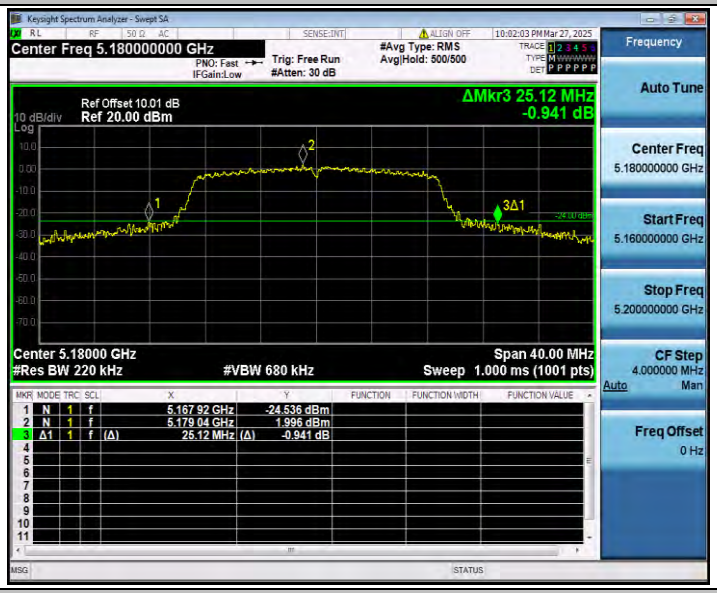

11N20SISO_Ant1_5200

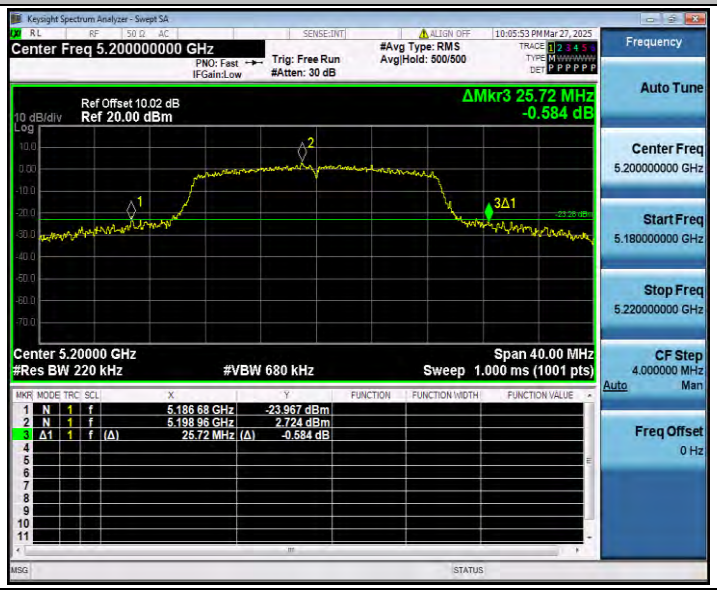

11N20SISO_Ant1_5240

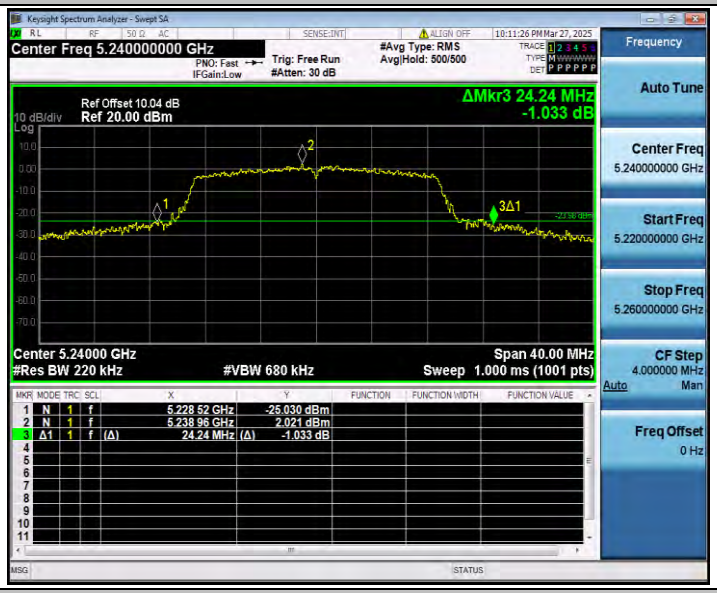

11N40SISO_Ant1_5190

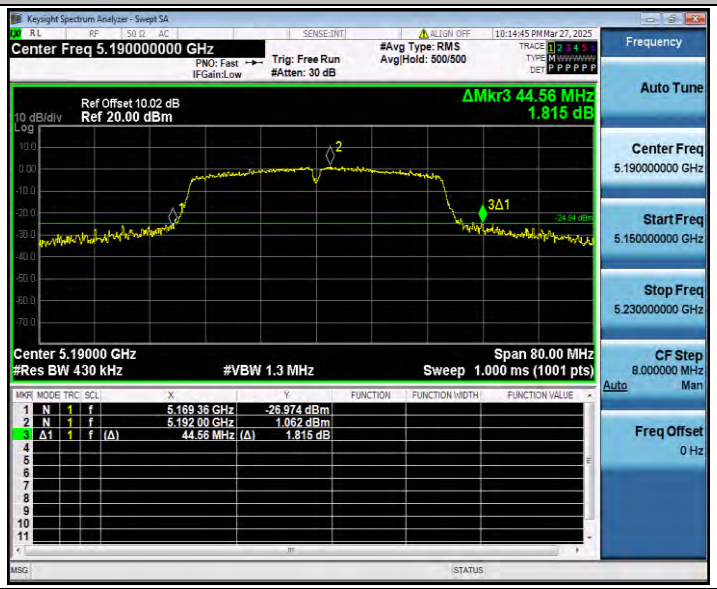

11N40SISO_Ant1_5230

11AC20SISO_Ant1_5180

11AC20SISO_Ant1_5200

11AC20SISO_Ant1_5240

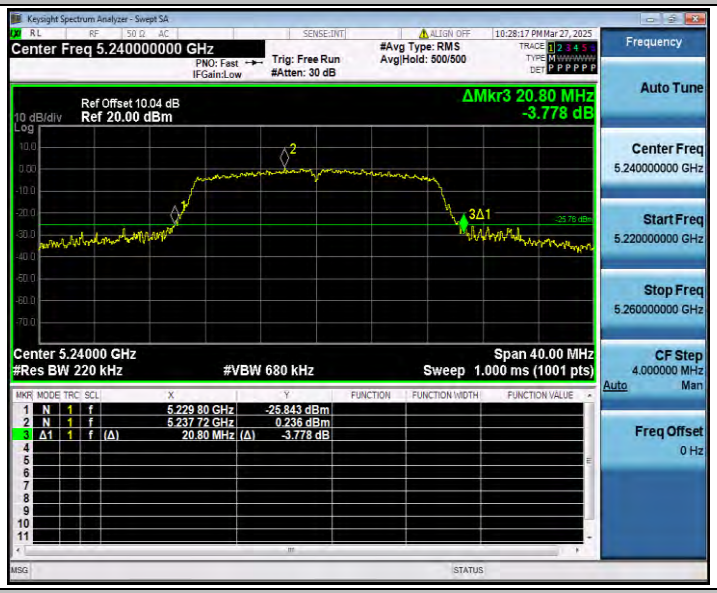

11AC40SISO_Ant1_5190

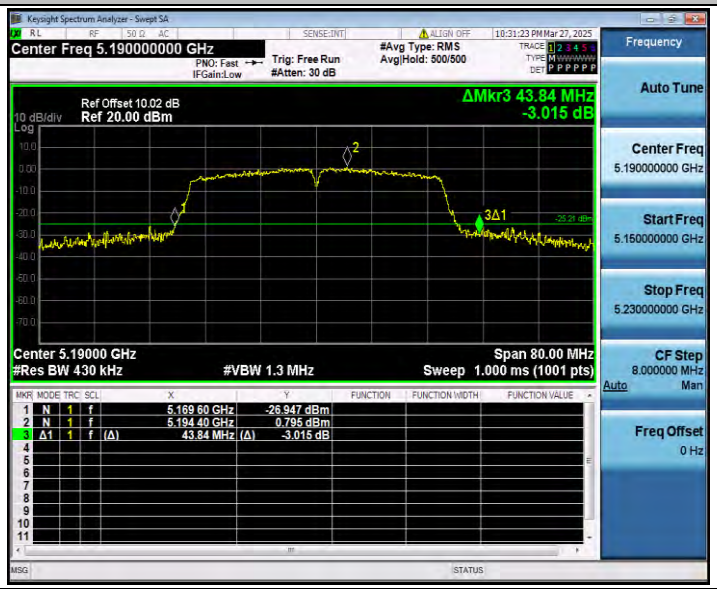

11AC40SISO_Ant1_5230

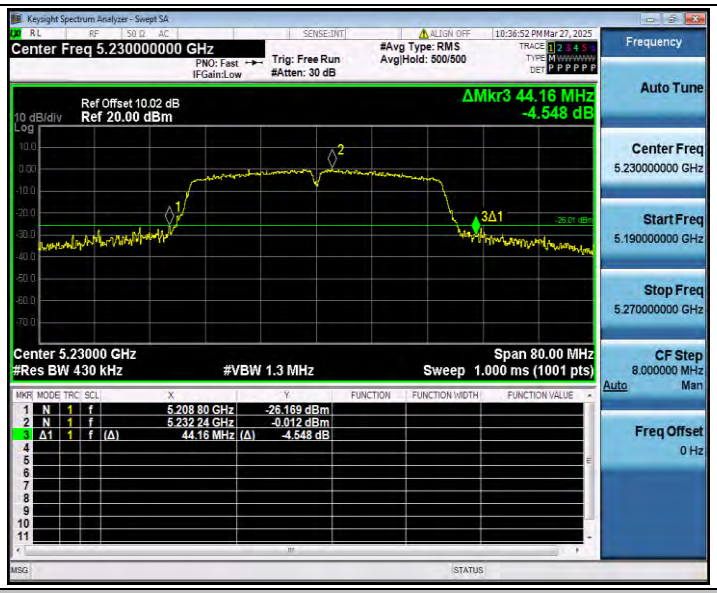

11AC80SISO_Ant1_5210

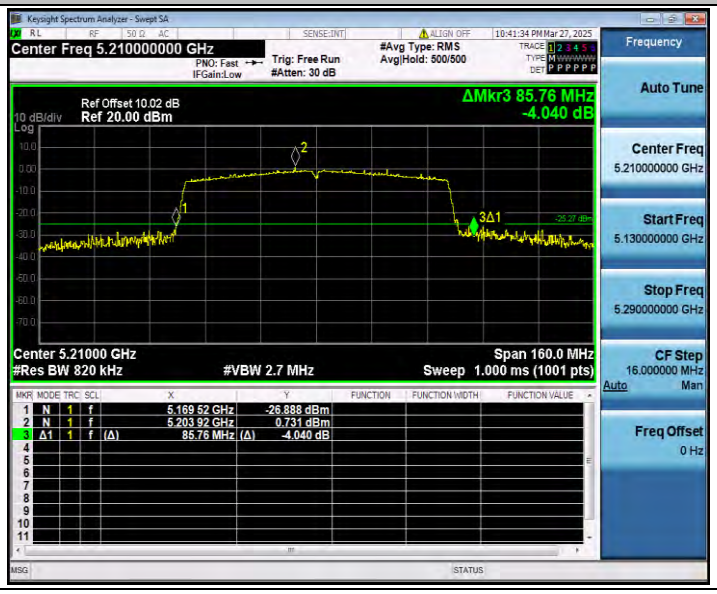

Appendix D.2: Occupied channel bandwidth

Test Result

TestMode	Antenna	Freq(MHz)	OCB [MHz]	FL[MHz]	FH[MHz]	Limit[MHz]	Verdict
11A	Ant1	5180	17.132	5171.5026	5188.6346	---	---
		5200	17.178	5191.4098	5208.5878	---	---
		5240	17.191	5231.4239	5248.6149	---	---
11N20SISO	Ant1	5180	18.066	5171.0048	5189.0708	---	---
		5200	18.046	5191.0125	5209.0585	---	---
		5240	18.091	5230.9253	5249.0163	---	---
11N40SISO	Ant1	5190	36.453	5171.8191	5208.2721	---	---
		5230	36.475	5211.7180	5248.1930	---	---
11AC20SISO	Ant1	5180	17.979	5171.0515	5189.0305	---	---
		5200	17.934	5191.0439	5208.9779	---	---
		5240	17.972	5231.0247	5248.9967	---	---
11AC40SISO	Ant1	5190	36.347	5171.8975	5208.2445	---	---
		5230	36.439	5211.7925	5248.2315	---	---
11AC80SISO	Ant1	5210	75.182	5172.5587	5247.7407	---	---

Test Graphs

11A_Ant1_5180

11A_Ant1_5200

11A_Ant1_5240

11N20SISO_Ant1_5180

11N20SISO_Ant1_5200

11N20SISO_Ant1_5240

11N40SISO_Ant1_5190

11N40SISO_Ant1_5230

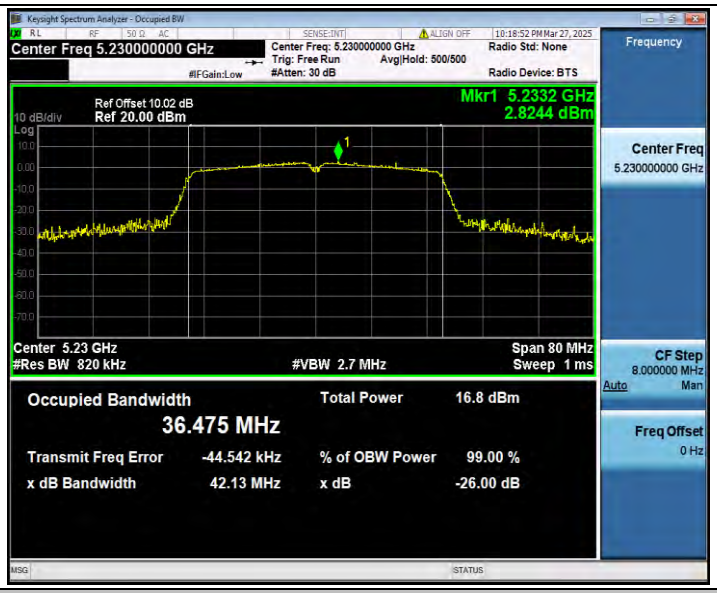

11AC20SISO_Ant1_5180

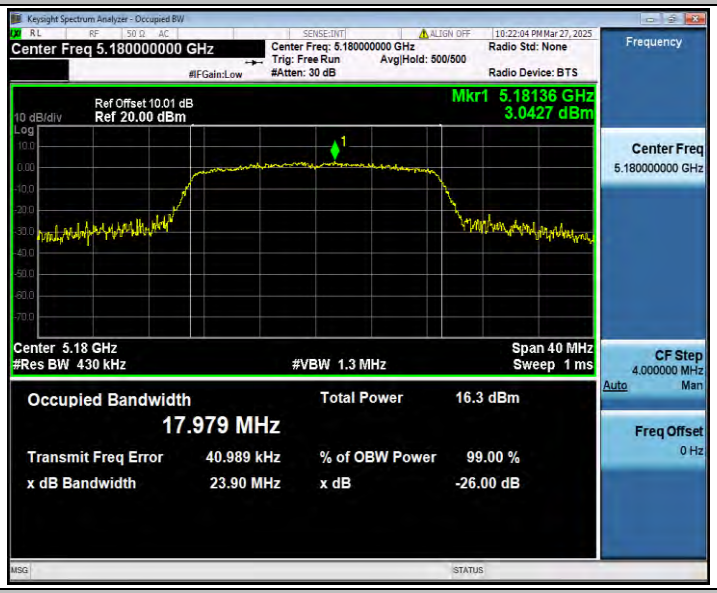

11AC20SISO_Ant1_5200

11AC20SISO_Ant1_5240

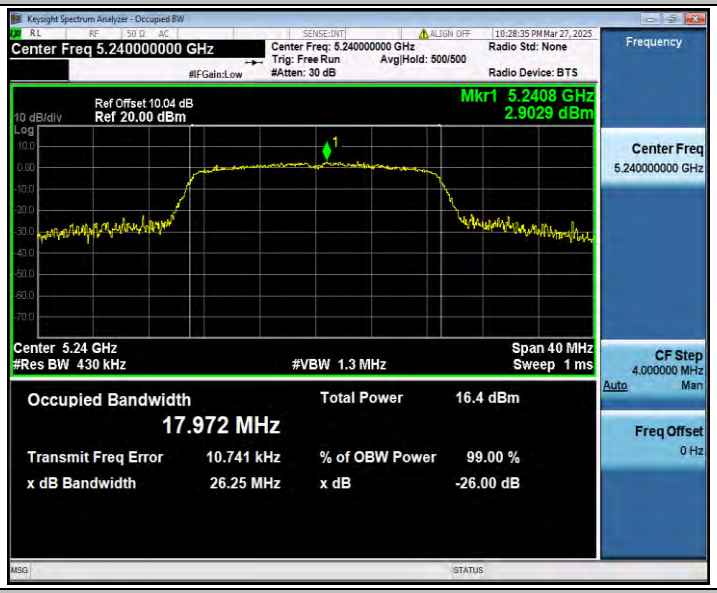

11AC40SISO_Ant1_5190

11AC40SISO_Ant1_5230

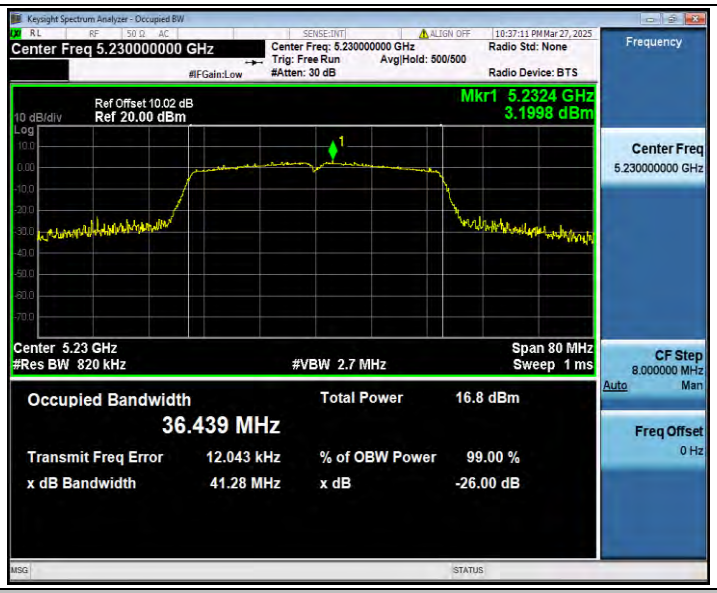

11AC80SISO_Ant1_5210

Appendix 3: Duty Cycle

Test Result

TestMode	Antenna	Freq(MHz)	Transmission Duration [ms]	Transmission Period [ms]	Duty Cycle [%]	Duty Cycle Factor[dB]	1/T Factor[KHz]
11A	Ant1	5180	30.00	30.00	100.00	0.00	0.03
		5200	30.00	30.00	100.00	0.00	0.03
		5240	30.00	30.00	100.00	0.00	0.03
11N20SISO	Ant1	5180	30.00	30.00	100.00	0.00	0.03
		5200	30.00	30.00	100.00	0.00	0.03
		5240	30.00	30.00	100.00	0.00	0.03
11N40SISO	Ant1	5190	30.00	30.00	100.00	0.00	0.03
		5230	30.00	30.00	100.00	0.00	0.03
11AC20SISO	Ant1	5180	30.00	30.00	100.00	0.00	0.03
		5200	30.00	30.00	100.00	0.00	0.03
		5240	30.00	30.00	100.00	0.00	0.03
11AC40SISO	Ant1	5190	30.00	30.00	100.00	0.00	0.03
		5230	30.00	30.00	100.00	0.00	0.03
11AC80SISO	Ant1	5210	30.00	30.00	100.00	0.00	0.03

Test Graphs

11A_Ant1_5180
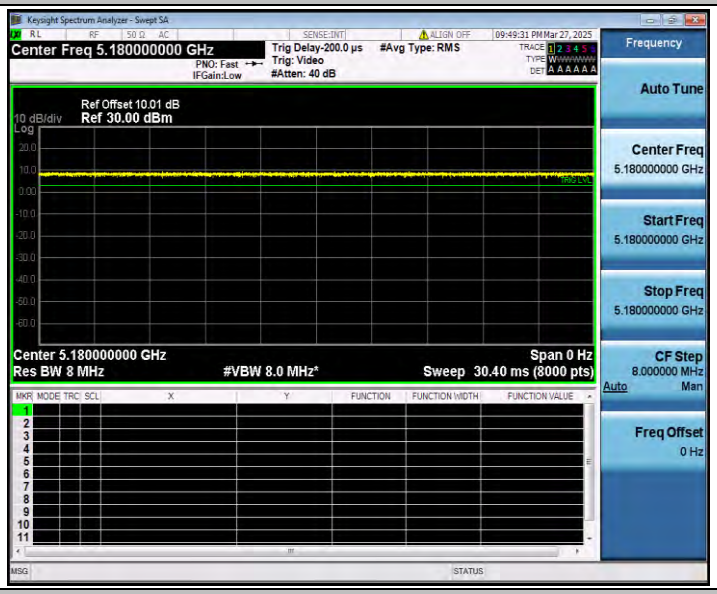
11A_Ant1_5200
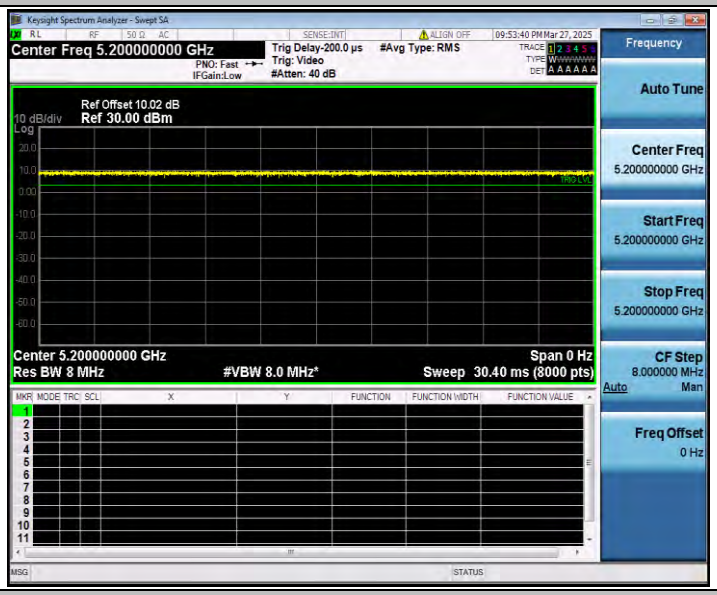
11A_Ant1_5240

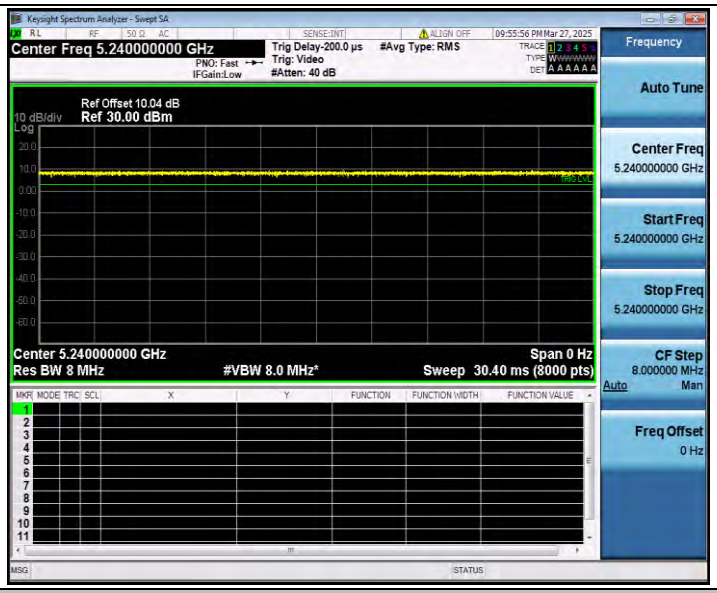

11N20SISO_Ant1_5180

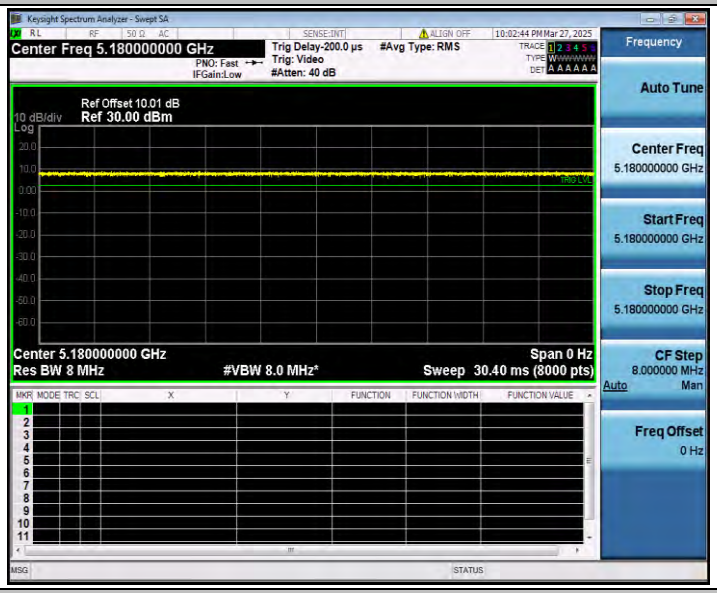

11N20SISO_Ant1_5200

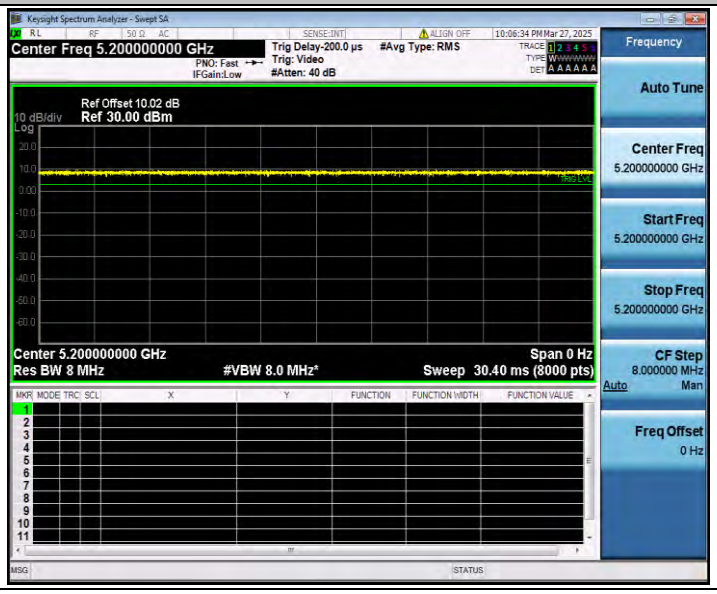

11N20SISO_Ant1_5240

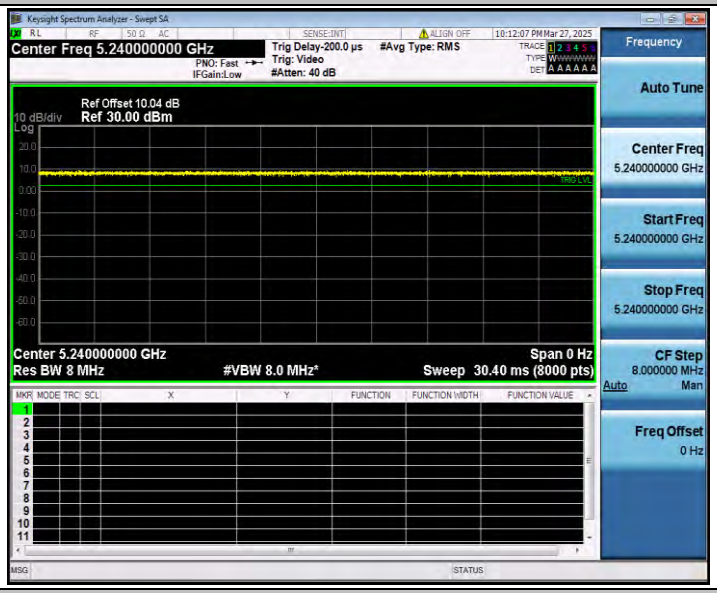

11N40SISO_Ant1_5190

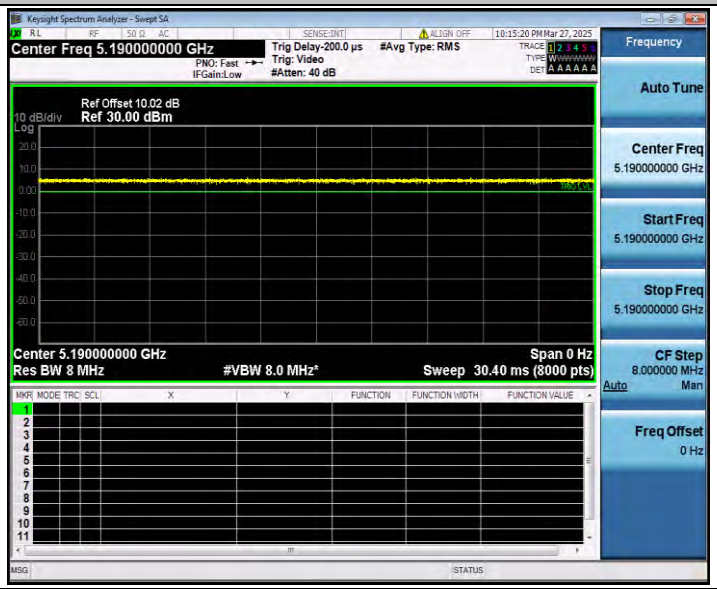

11N40SISO_Ant1_5230

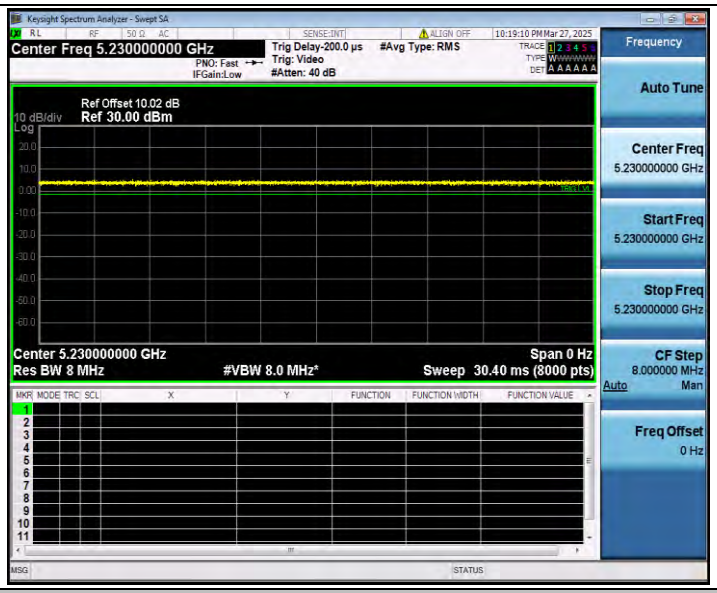

11AC20SISO_Ant1_5180

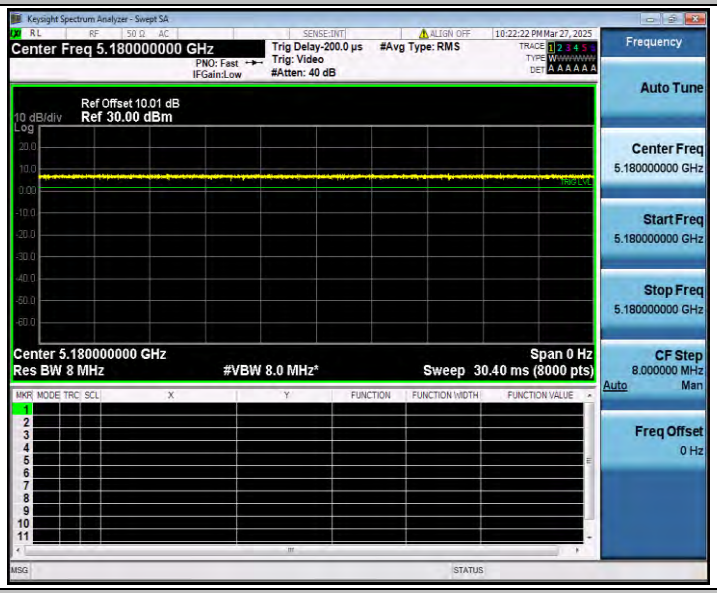

11AC20SISO_Ant1_5200

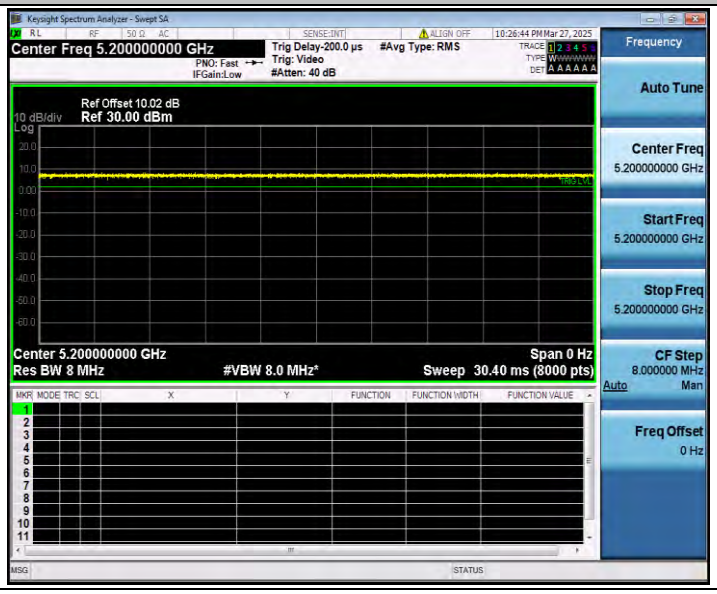

11AC20SISO_Ant1_5240

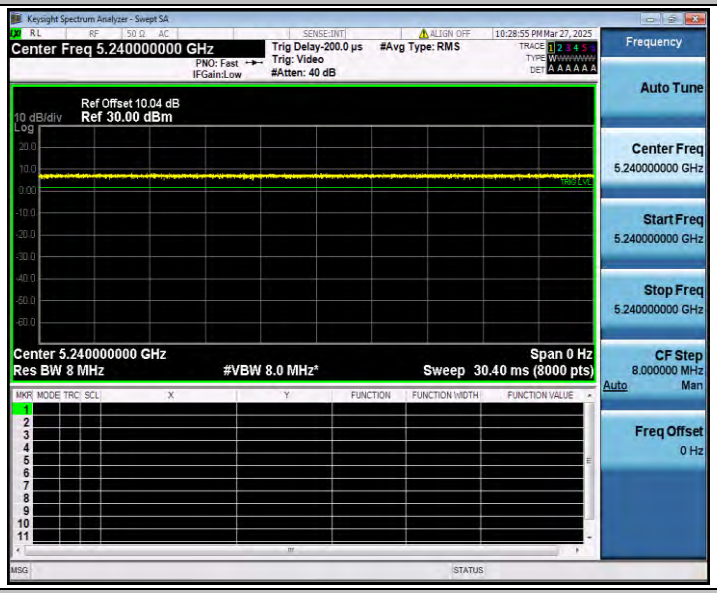

11AC40SISO_Ant1_5190

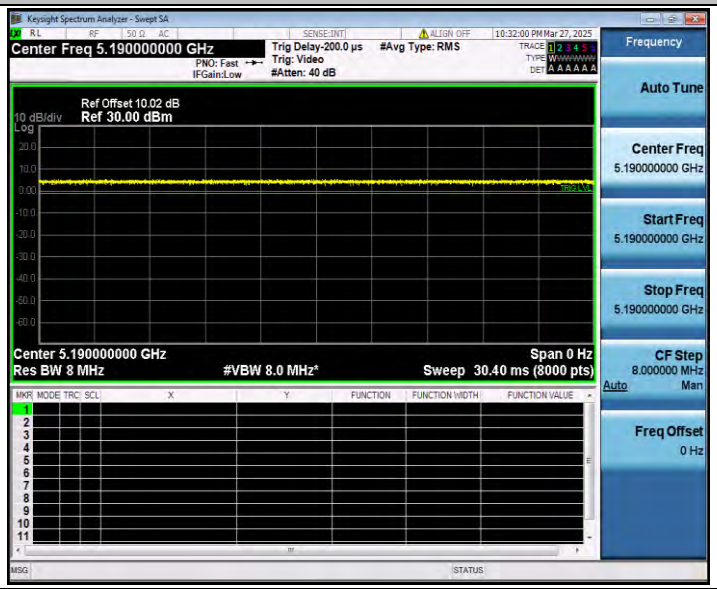

11AC40SISO_Ant1_5230

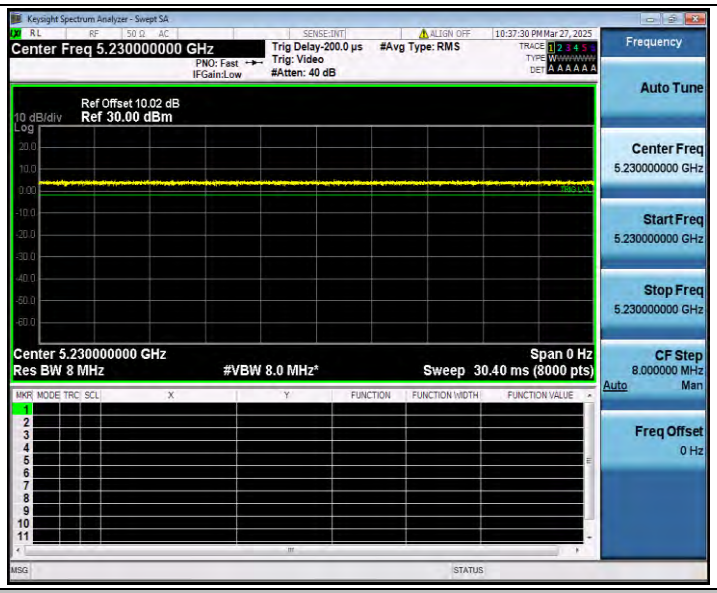

11AC80SISO_Ant1_5210

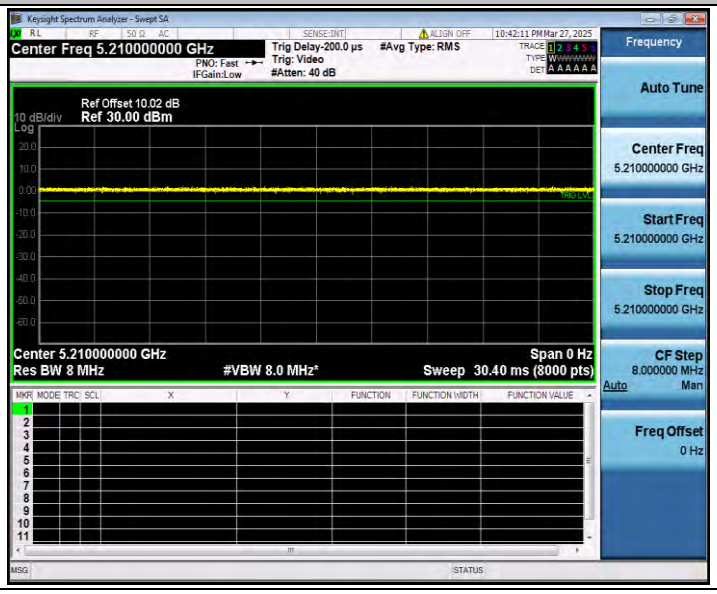

Appendix D.4: Maximum conducted output power

Test Result Channel Power

Test Mode	Antenna	Freq(MHz)	Channel Powert [dBm]	Duty Cycle [%]	DC Factor [dBm]	Result [dBm]	Limit [dBm]	Verdict
11A	Ant1	5180	10.77	100.00	0.00	10.77	≤23.98	PASS
		5200	11.41	100.00	0.00	11.41	≤23.98	PASS
		5240	10.69	100.00	0.00	10.69	≤23.98	PASS
11N20SISO	Ant1	5180	10.70	100.00	0.00	10.70	≤23.98	PASS
		5200	11.23	100.00	0.00	11.23	≤23.98	PASS
		5240	10.81	100.00	0.00	10.81	≤23.98	PASS
11N40SISO	Ant1	5190	10.37	100.00	0.00	10.37	≤23.98	PASS
		5230	9.42	100.00	0.00	9.42	≤23.98	PASS
11AC20SISO	Ant1	5180	9.50	100.00	0.00	9.50	≤23.98	PASS
		5200	9.85	100.00	0.00	9.85	≤23.98	PASS
		5240	9.58	100.00	0.00	9.58	≤23.98	PASS
11AC40SISO	Ant1	5190	9.82	100.00	0.00	9.82	≤23.98	PASS
		5230	9.45	100.00	0.00	9.45	≤23.98	PASS
11AC80SISO	Ant1	5210	9.26	100.00	0.00	9.26	≤23.98	PASS

Appendix D.5: Maximum power spectral density

Test Result

TestMode	Antenna	Freq(MHz)	Result [dBm/MHz]	Limit[dBm/MHz]	Verdict
11A	Ant1	5180	0.07	≤11.00	PASS
		5200	0.76	≤11.00	PASS
		5240	0.09	≤11.00	PASS
11N20SISO	Ant1	5180	-0.09	≤11.00	PASS
		5200	0.46	≤11.00	PASS
		5240	0.11	≤11.00	PASS
11N40SISO	Ant1	5190	-3.09	≤11.00	PASS
		5230	-4.13	≤11.00	PASS
11AC20SISO	Ant1	5180	-1.40	≤11.00	PASS
		5200	-0.98	≤11.00	PASS
		5240	-1.20	≤11.00	PASS
11AC40SISO	Ant1	5190	-3.63	≤11.00	PASS
		5230	-4.21	≤11.00	PASS
11AC80SISO	Ant1	5210	-7.28	≤11.00	PASS

Note：1.The Result and Limit Unit is dBm/500 kHz in the band 5.725–5.85 GHz.
2.The Duty Cycle Factor and RBW Factor is compensated in the graph.

Test Graphs

11A_Ant1_5180

11A_Ant1_5200

11A_Ant1_5240

11N20SISO_Ant1_5180

11N20SISO_Ant1_5200

11N20SISO_Ant1_5240

11N40SISO_Ant1_5190

11N40SISO_Ant1_5230

11AC20SISO_Ant1_5180

11AC20SISO_Ant1_5200

11AC20SISO_Ant1_5240

11AC40SISO_Ant1_5190
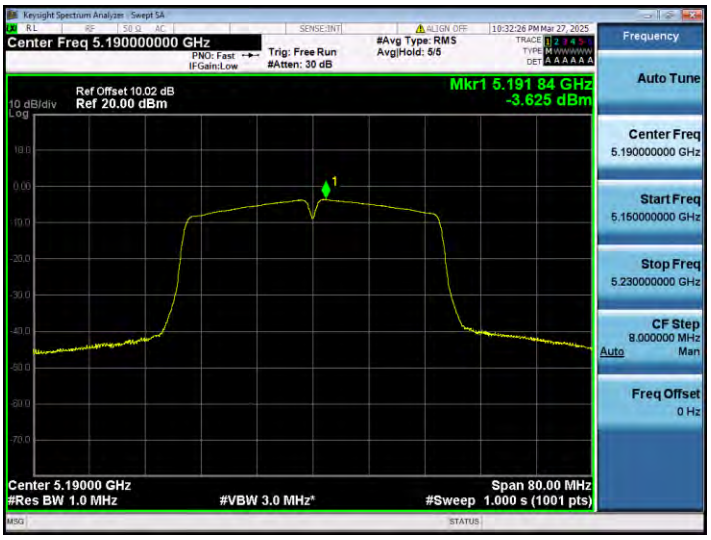

11AC40SISO_Ant1_5230

11AC80SISO_Ant1_5210