Case No. : CTA24071502204	
Ambient Condition: 23 ℃, 51 %RH	
According Standard: ■Part15E	
Test Date: 2024.8.6	**Test Engineer:** Lushan Kong

Appendix D.1: Emission Bandwidth

Test Result

TestMode	Antenna	Freq(MHz)	26db EBW [MHz]	FL[MHz]	FH[MHz]	Limit[MHz]	Verdict
11A	Ant1	5180	19.880	5170.080	5189.960	---	---
		5200	19.840	5190.080	5209.920	---	---
		5240	20.560	5229.880	5250.440	---	---
11N20SISO	Ant1	5180	20.360	5169.680	5190.040	---	---
		5200	20.160	5189.880	5210.040	---	---
		5240	20.320	5229.720	5250.040	---	---
11N40SISO	Ant1	5190	40.400	5169.920	5210.320	---	---
		5230	40.720	5209.440	5250.160	---	---
11AC20SISO	Ant1	5180	20.400	5169.760	5190.160	---	---
		5200	20.360	5189.720	5210.080	---	---
		5240	20.440	5229.640	5250.080	---	---
11AC40SISO	Ant1	5190	40.560	5169.760	5210.320	---	---
		5230	40.800	5209.440	5250.240	---	---
11AC80SISO	Ant1	5210	80.640	5169.680	5250.320	---	---

Test Graphs

11A_Ant1_5180

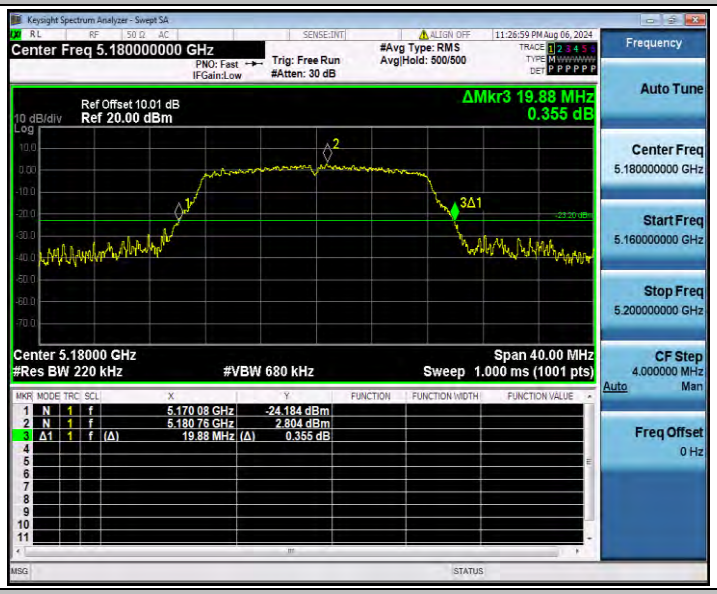

11A_Ant1_5200

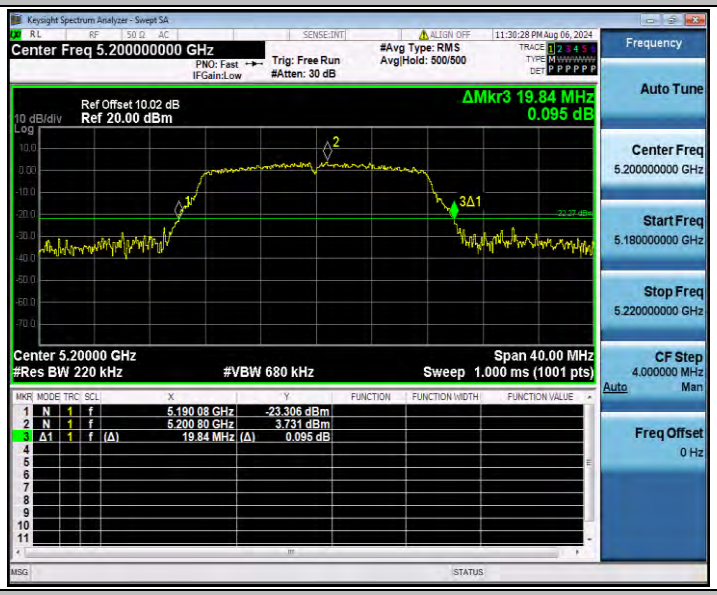

11A_Ant1_5240

11N20SISO_Ant1_5180

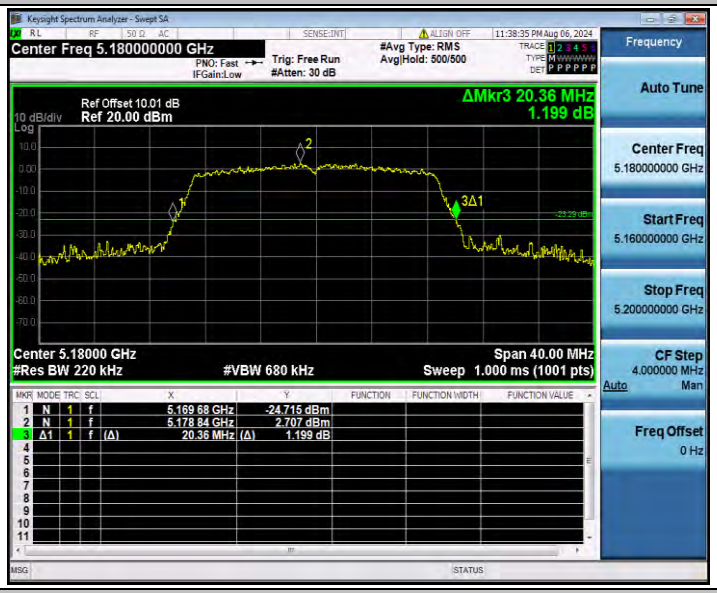

11N20SISO_Ant1_5200

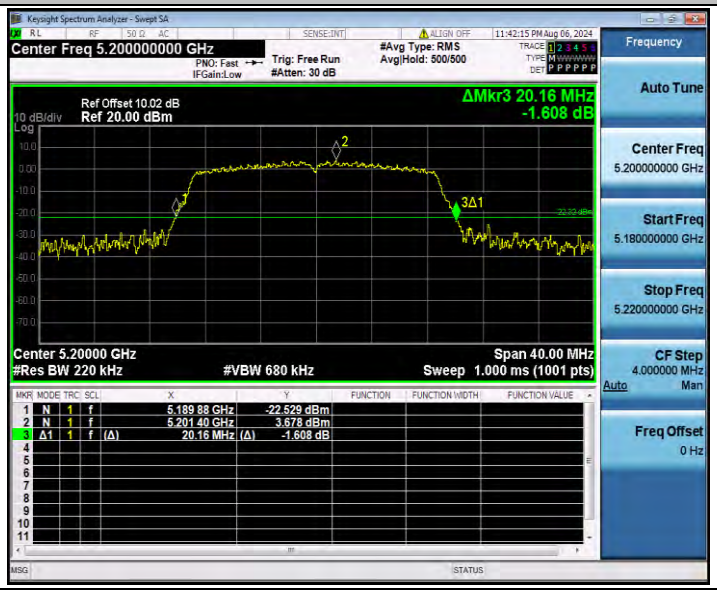

11N20SISO_Ant1_5240

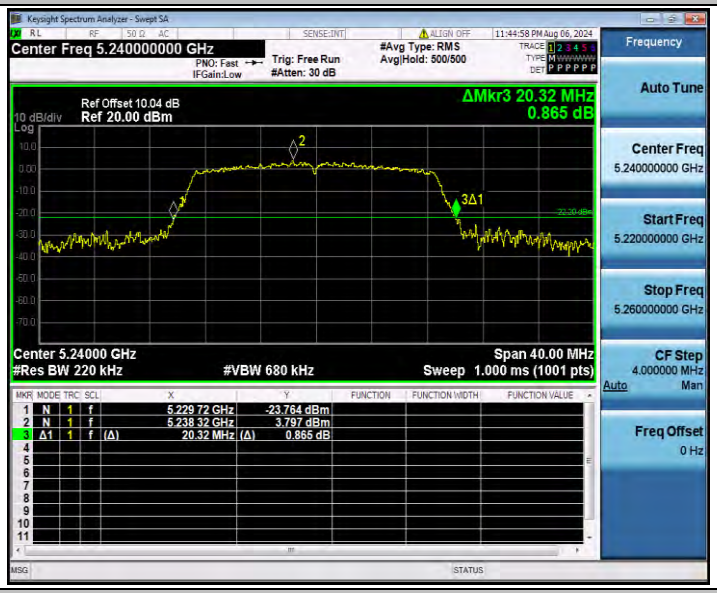

11N40SISO_Ant1_5190

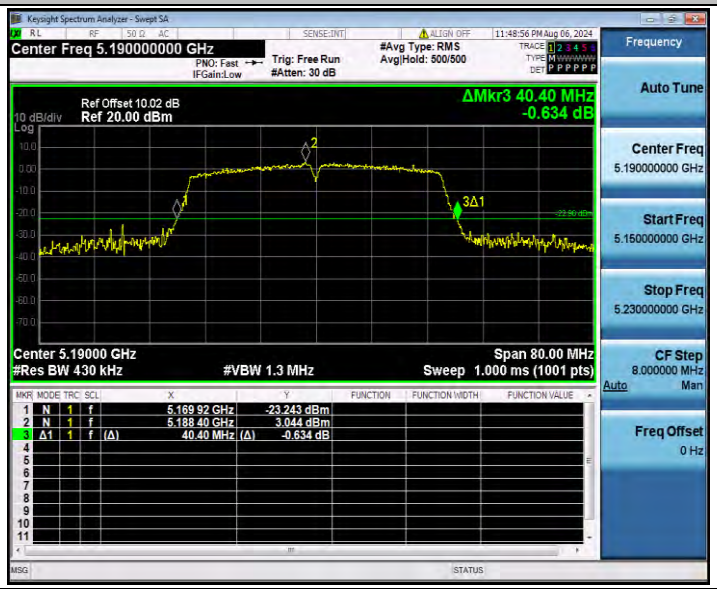

11N40SISO_Ant1_5230

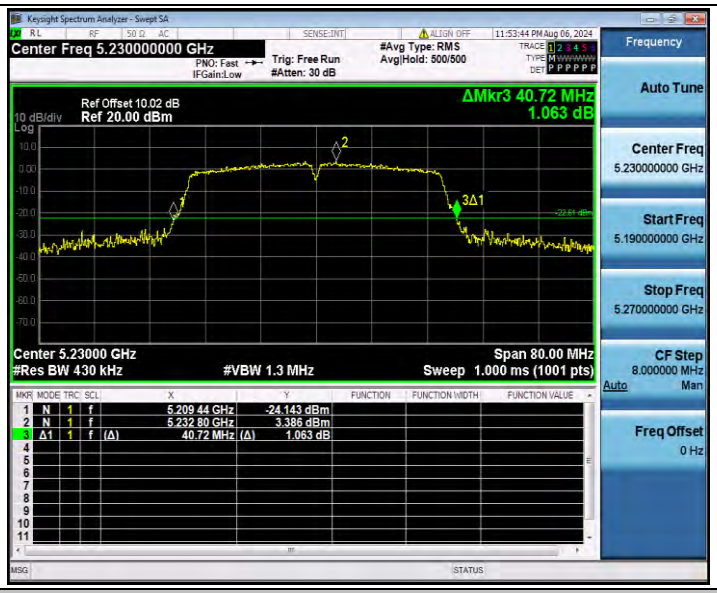

11AC20SISO_Ant1_5180

11AC20SISO_Ant1_5200

11AC20SISO_Ant1_5240

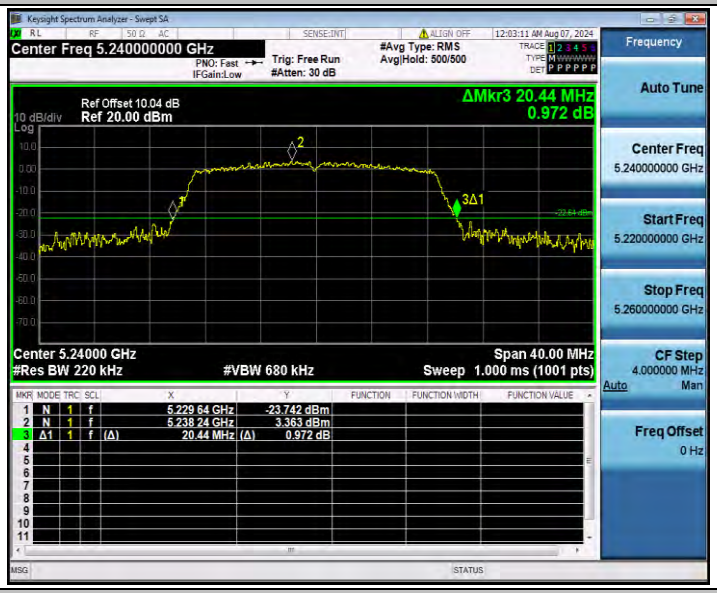

11AC40SISO_Ant1_5190

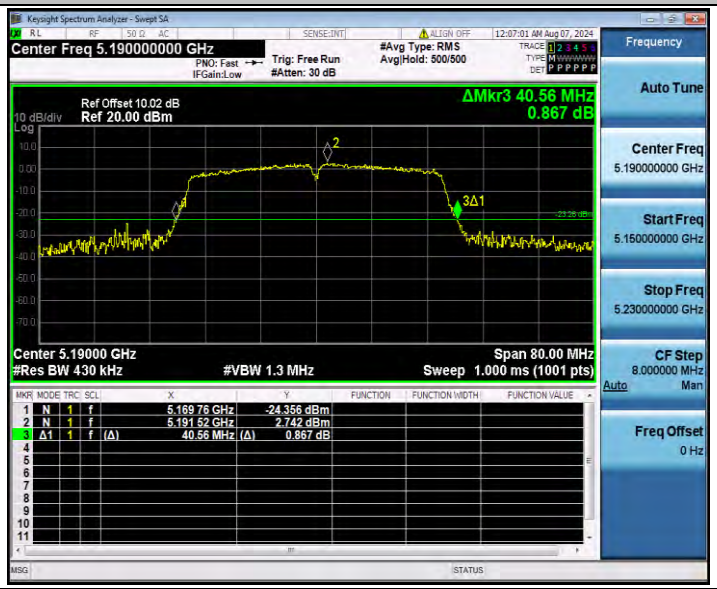

11AC40SISO_Ant1_5230

11AC80SISO_Ant1_5210

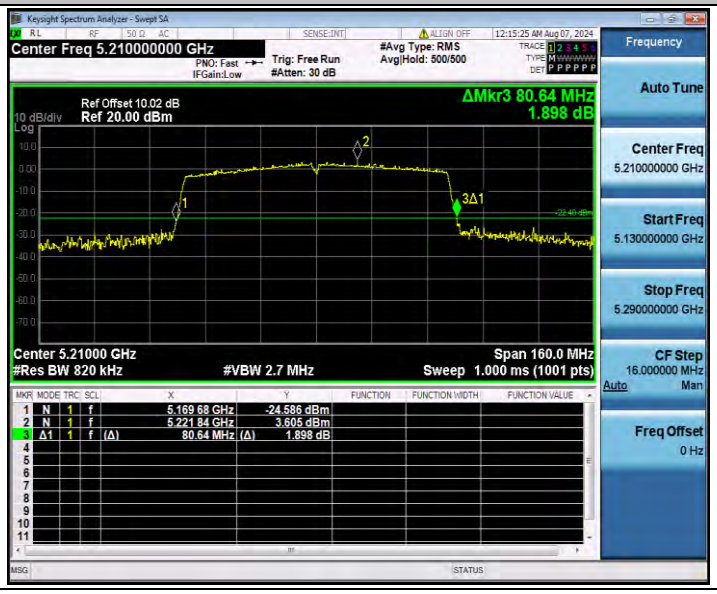

Appendix D.2: Occupied channel bandwidth

Test Result

TestMode	Antenna	Freq(MHz)	OCB [MHz]	FL[MHz]	FH[MHz]	Limit[MHz]	Verdict
11A	Ant1	5180	16.931	5171.4952	5188.4262	---	---
		5200	16.962	5191.4720	5208.4340	---	---
		5240	16.936	5231.4043	5248.3403	---	---
11N20SISO	Ant1	5180	17.835	5171.0311	5188.8661	---	---
		5200	17.844	5190.9799	5208.8239	---	---
		5240	17.929	5230.9025	5248.8315	---	---
11N40SISO	Ant1	5190	36.332	5171.8791	5208.2111	---	---
		5230	36.341	5211.7287	5248.0697	---	---
11AC20SISO	Ant1	5180	17.863	5170.9884	5188.8514	---	---
		5200	17.864	5191.0177	5208.8817	---	---
		5240	17.870	5230.9485	5248.8185	---	---
11AC40SISO	Ant1	5190	36.283	5171.8665	5208.1495	---	---
		5230	36.370	5211.7489	5248.1189	---	---
11AC80SISO	Ant1	5210	75.104	5172.5986	5247.7026	---	---

Test Graphs

11A_Ant1_5180

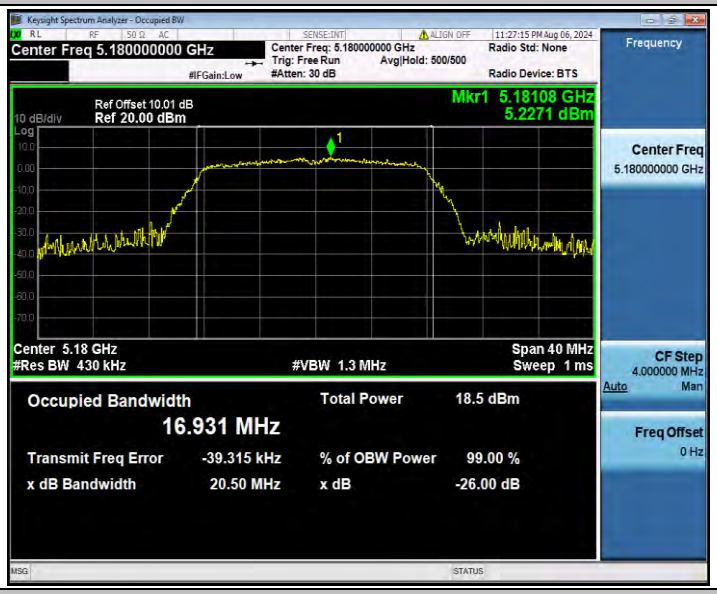

11A_Ant1_5200

11A_Ant1_5240

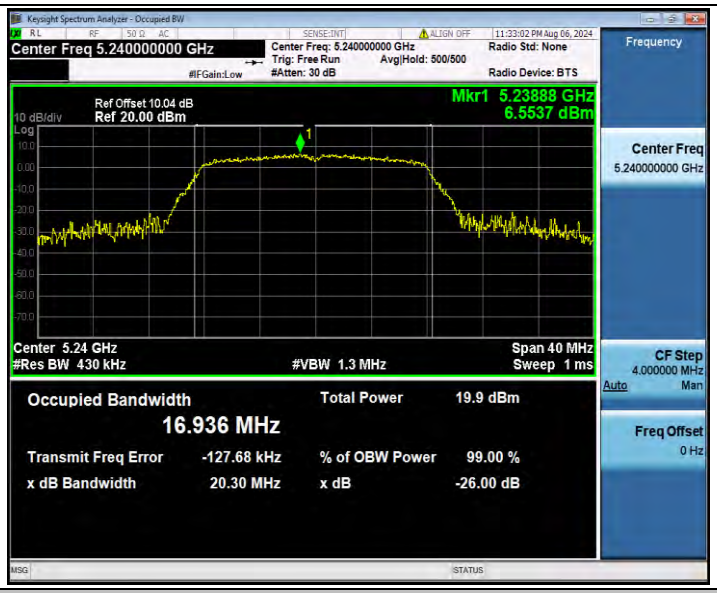

11N20SISO_Ant1_5180

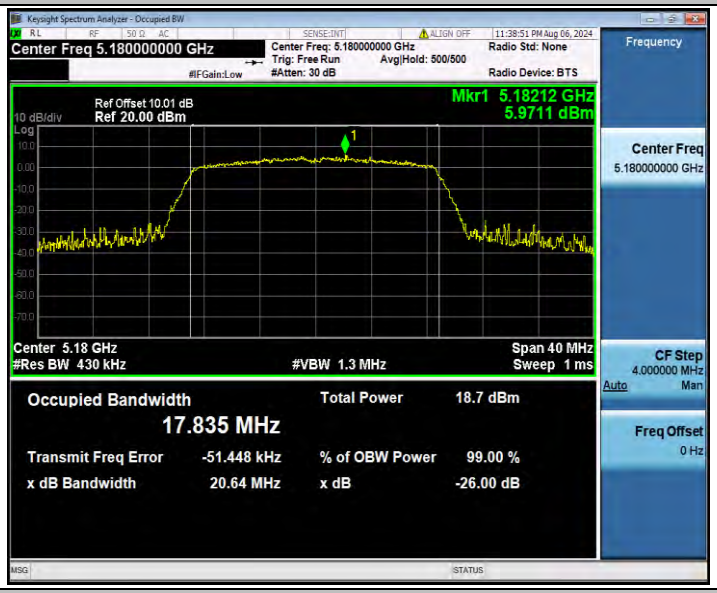

11N20SISO_Ant1_5200

11N20SISO_Ant1_5240

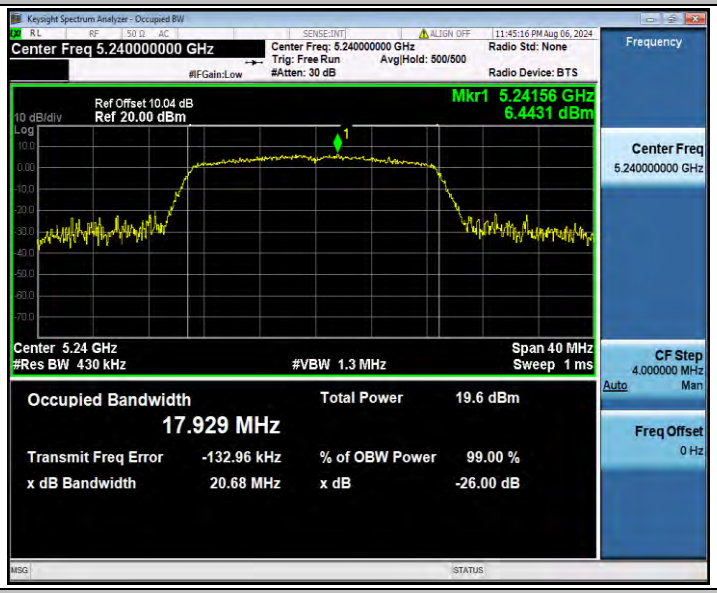

11N40SISO_Ant1_5190

11N40SISO_Ant1_5230

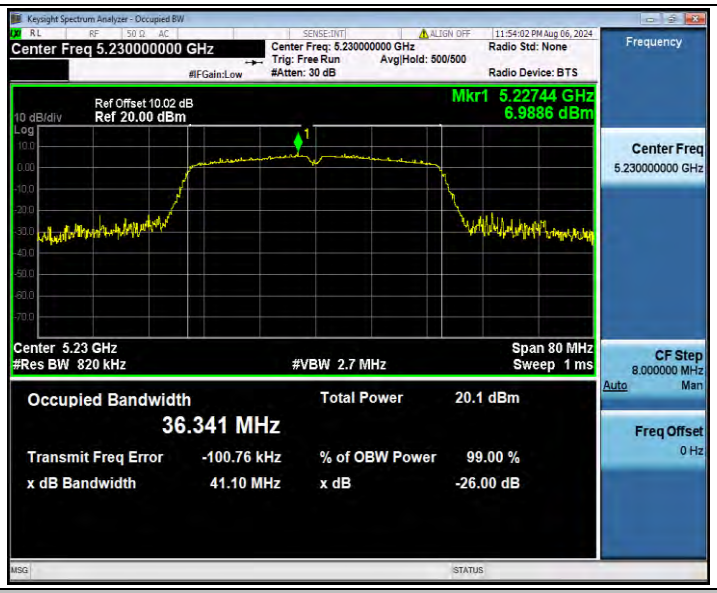

11AC20SISO_Ant1_5180

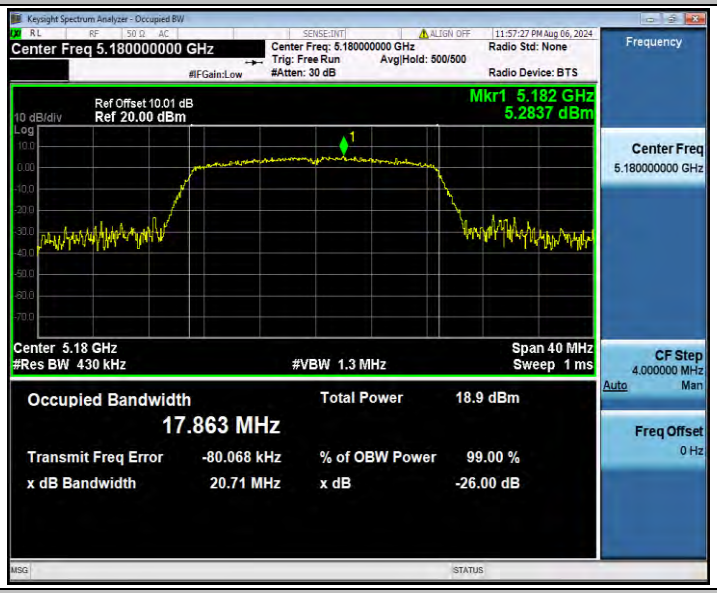

11AC20SISO_Ant1_5200

11AC20SISO_Ant1_5240

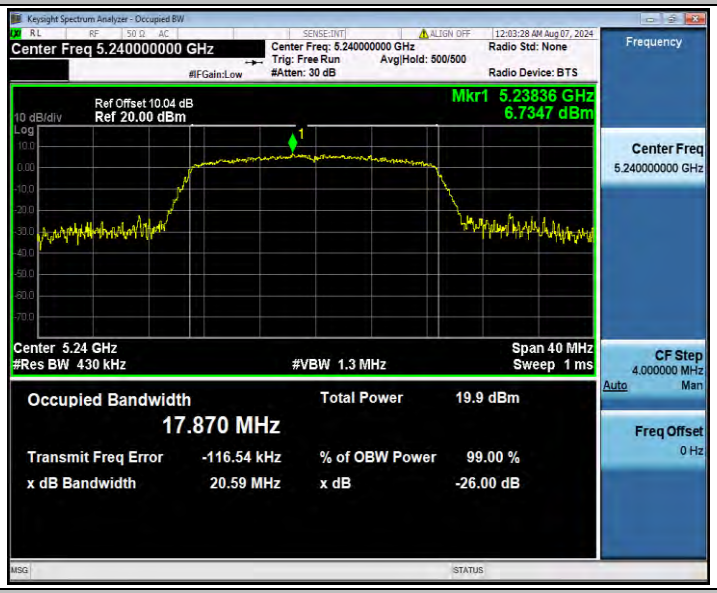

11AC40SISO_Ant1_5190

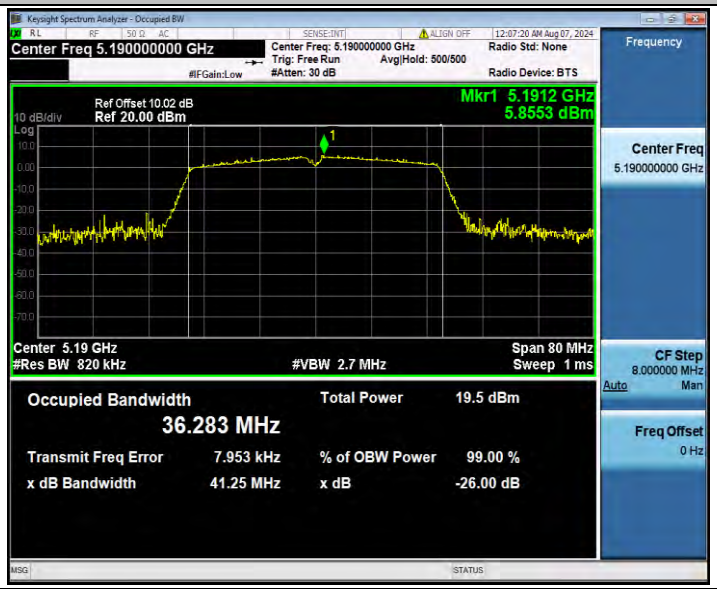

11AC40SISO_Ant1_5230

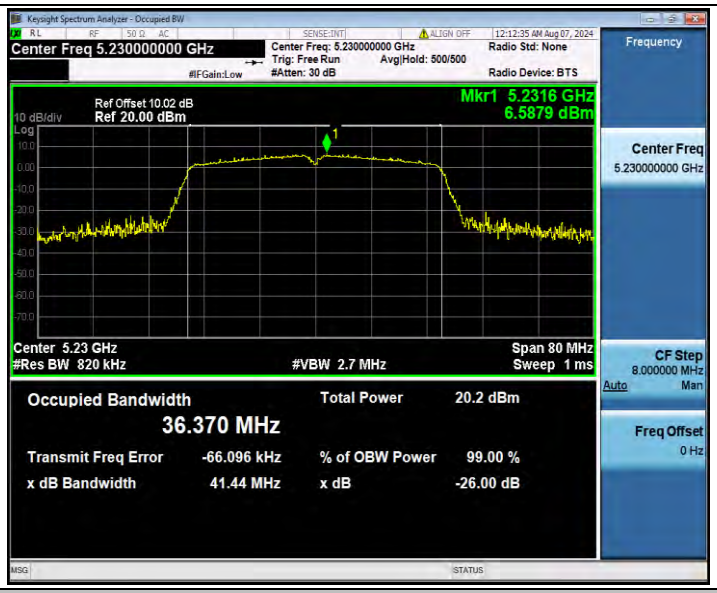

11AC80SISO_Ant1_5210

Appendix D.3: Duty Cycle

Test Result

TestMode	Antenna	Freq(MHz)	Transmission Duration [ms]	Transmission Period [ms]	Duty Cycle [%]	Duty Cycle Factor[dB]	1/T Factor[KHz]
11A	Ant1	5180	30.00	30.00	100.00	0.00	0.03
		5200	30.00	30.00	100.00	0.00	0.03
		5240	30.00	30.00	100.00	0.00	0.03
11N20SISO	Ant1	5180	30.00	30.00	100.00	0.00	0.03
		5200	30.00	30.00	100.00	0.00	0.03
		5240	30.00	30.00	100.00	0.00	0.03
11N40SISO	Ant1	5190	30.00	30.00	100.00	0.00	0.03
		5230	30.00	30.00	100.00	0.00	0.03
11AC20SISO	Ant1	5180	30.00	30.00	100.00	0.00	0.03
		5200	30.00	30.00	100.00	0.00	0.03
		5240	30.00	30.00	100.00	0.00	0.03
11AC40SISO	Ant1	5190	30.00	30.00	100.00	0.00	0.03
		5230	30.00	30.00	100.00	0.00	0.03
11AC80SISO	Ant1	5210	30.00	30.00	100.00	0.00	0.03

Test Graphs

11A_Ant1_5180
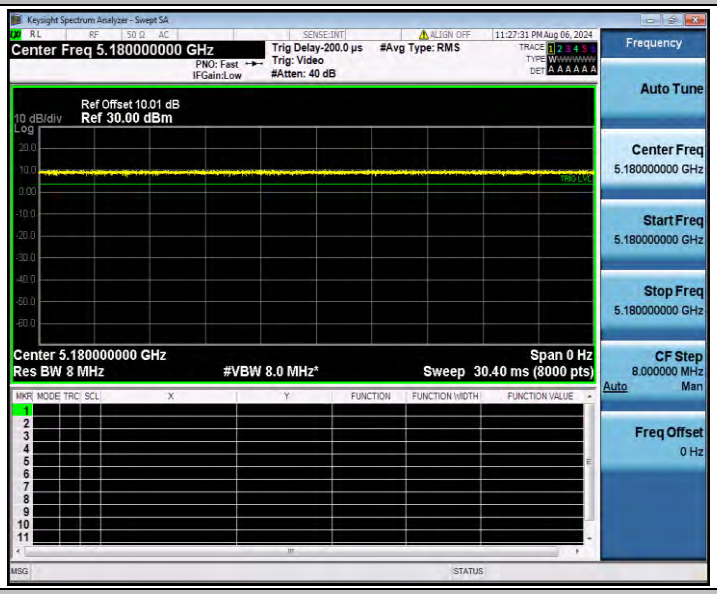
11A_Ant1_5200
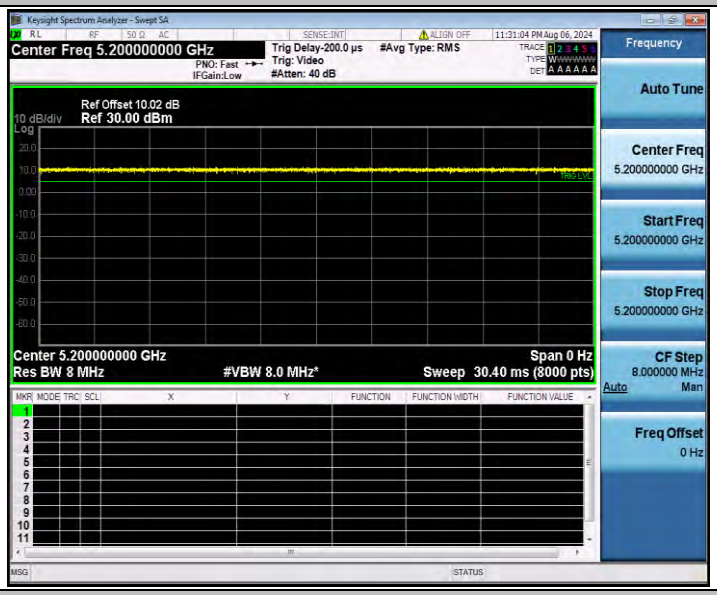
11A_Ant1_5240

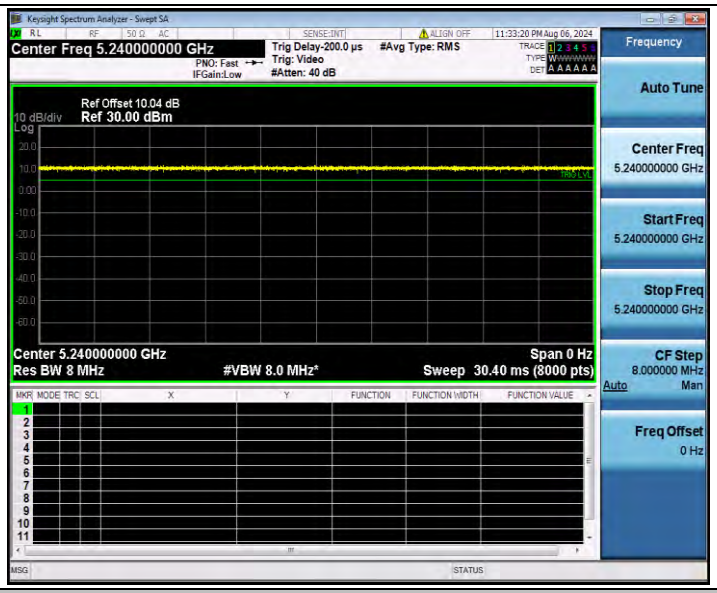

11N20SISO_Ant1_5180

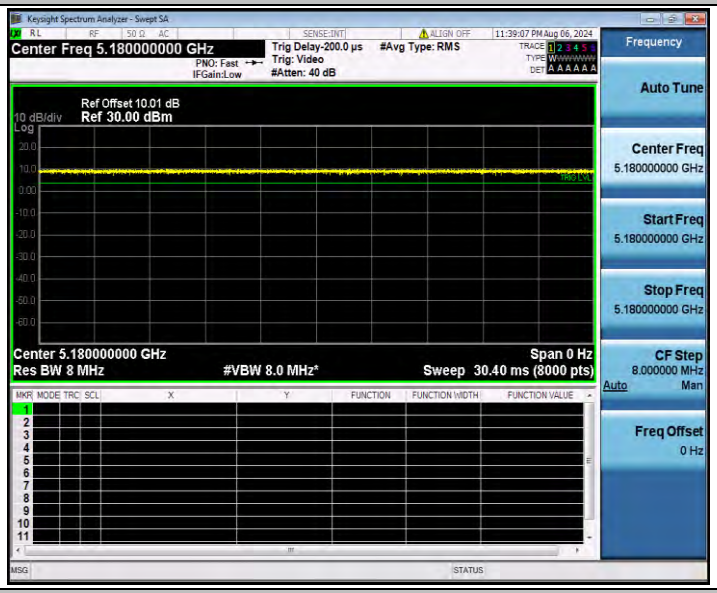

11N20SISO_Ant1_5200

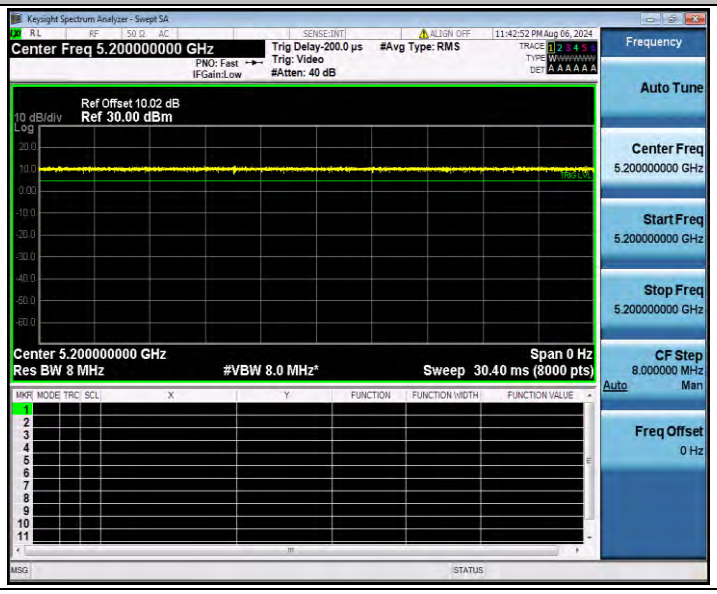

11N20SISO_Ant1_5240
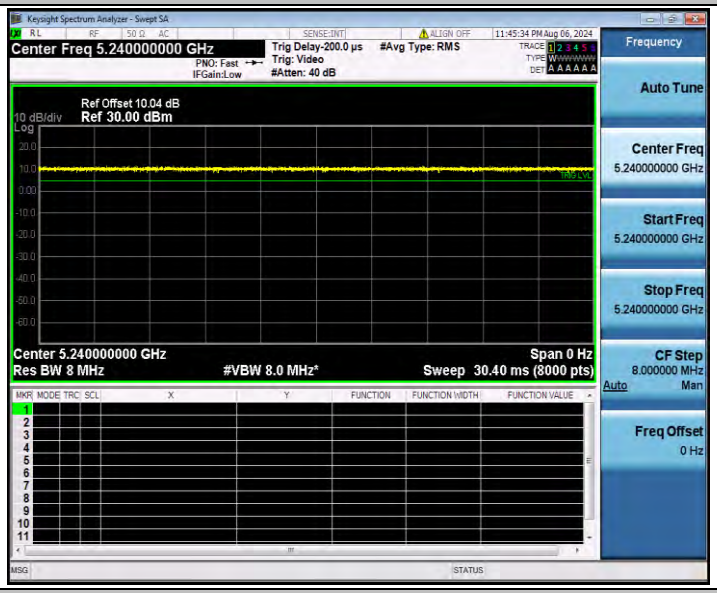
11N40SISO_Ant1_5190
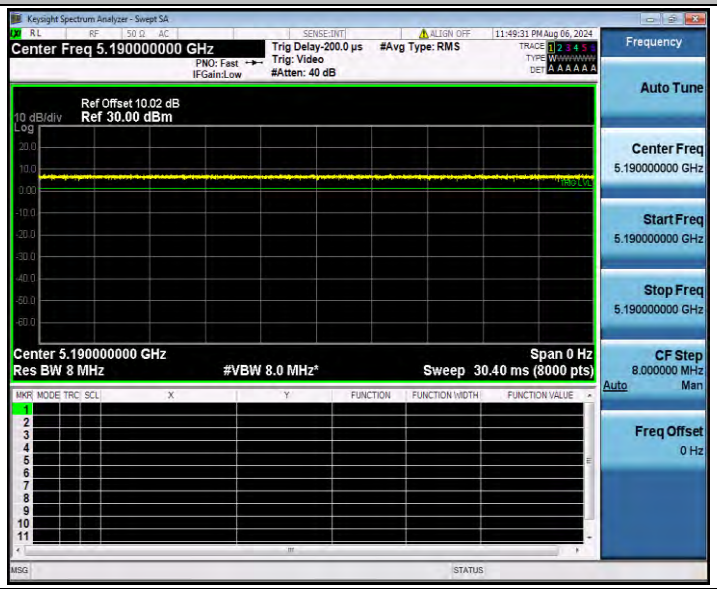
11N40SISO_Ant1_5230

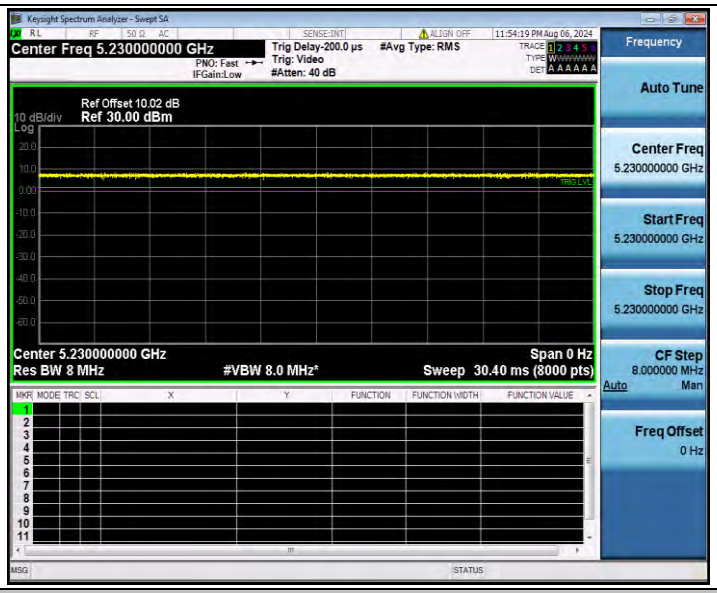

11AC20SISO_Ant1_5180

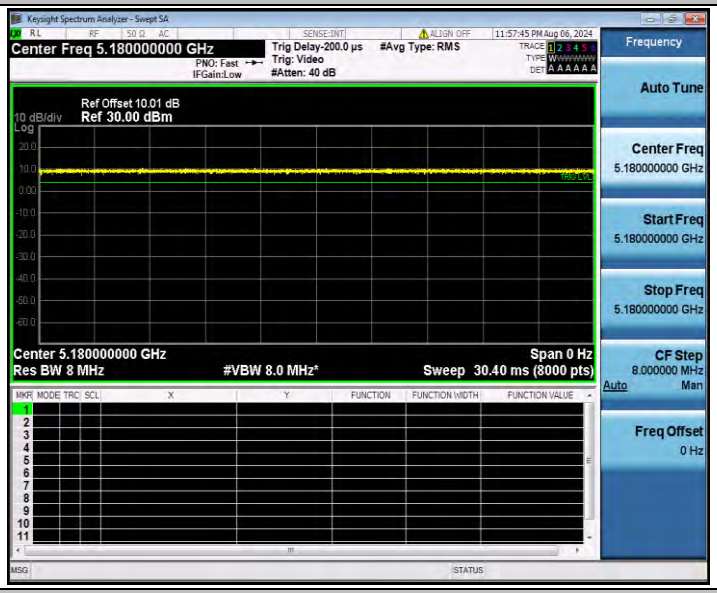

11AC20SISO_Ant1_5200

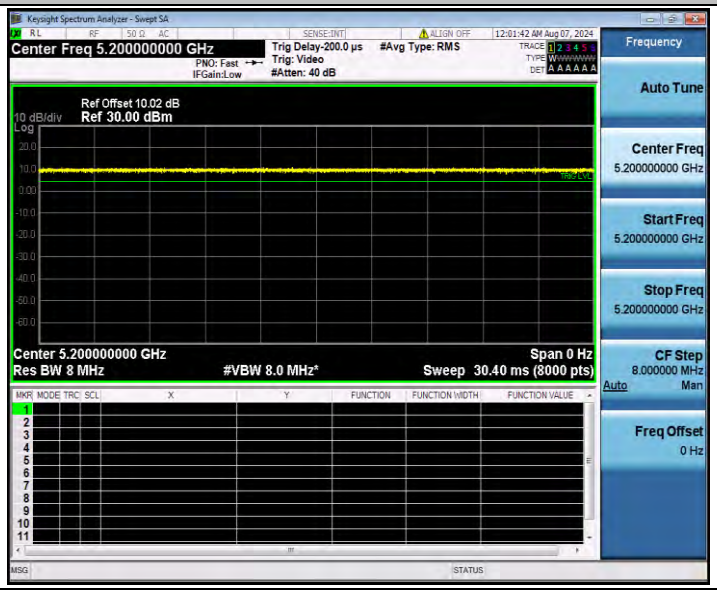

11AC20SISO_Ant1_5240

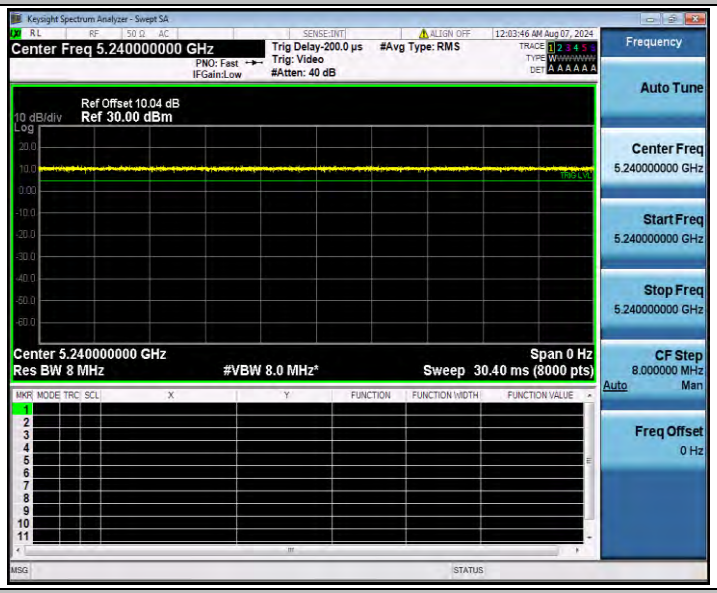

11AC40SISO_Ant1_5190

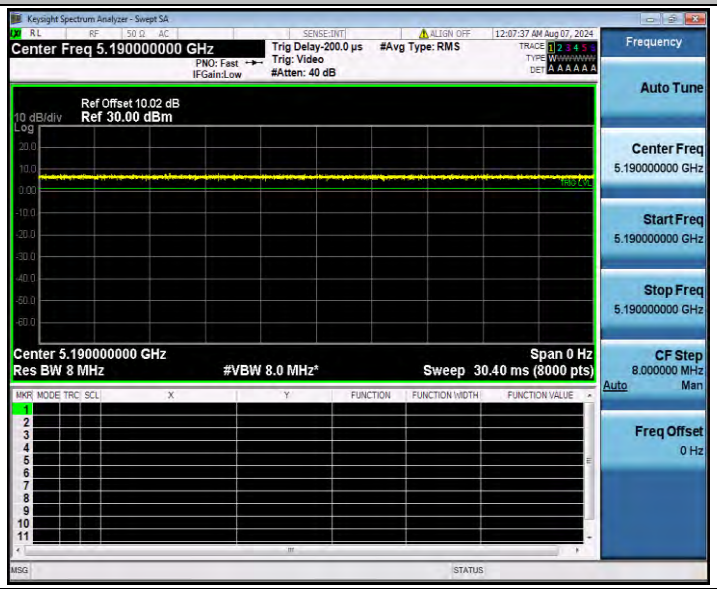

11AC40SISO_Ant1_5230

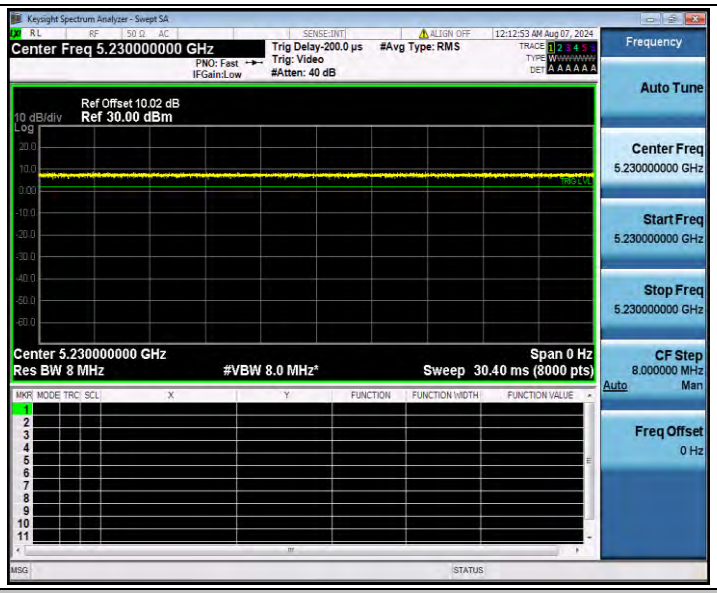

11AC80SISO_Ant1_5210

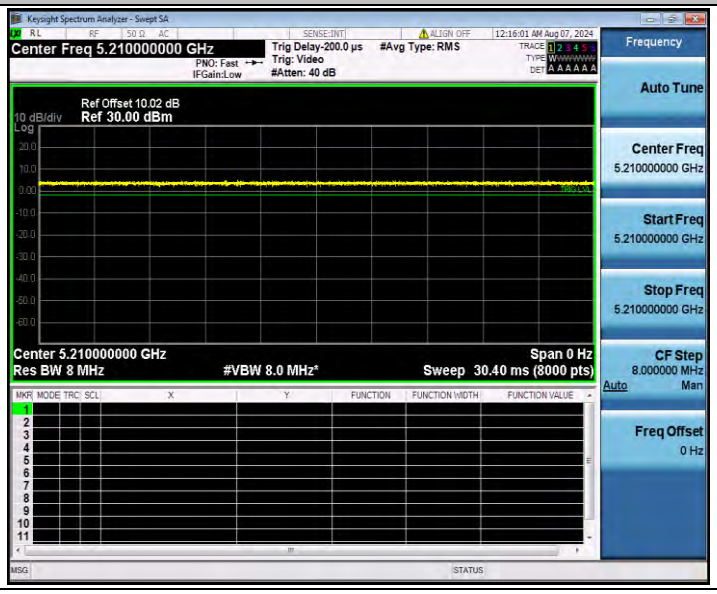

Appendix D.4: Maximum conducted output power

Test Result Channel Power

Test Mode	Antenna	Freq(MHz)	Channel Powert [dBm]	Duty Cycle [%]	DC Factor [dBm]	Result [dBm]	Limit [dBm]	Verdict
11A	Ant1	5180	11.65	100.00	0.00	11.65	≤23.98	PASS
		5200	12.96	100.00	0.00	12.96	≤23.98	PASS
		5240	13.04	100.00	0.00	13.04	≤23.98	PASS
11N20SISO	Ant1	5180	11.95	100.00	0.00	11.95	≤23.98	PASS
		5200	12.93	100.00	0.00	12.93	≤23.98	PASS
		5240	12.85	100.00	0.00	12.85	≤23.98	PASS
11N40SISO	Ant1	5190	12.20	100.00	0.00	12.20	≤23.98	PASS
		5230	12.76	100.00	0.00	12.76	≤23.98	PASS
11AC20SISO	Ant1	5180	12.05	100.00	0.00	12.05	≤23.98	PASS
		5200	12.40	100.00	0.00	12.40	≤23.98	PASS
		5240	13.03	100.00	0.00	13.03	≤23.98	PASS
11AC40SISO	Ant1	5190	12.15	100.00	0.00	12.15	≤23.98	PASS
		5230	12.85	100.00	0.00	12.85	≤23.98	PASS
11AC80SISO	Ant1	5210	12.15	100.00	0.00	12.15	≤23.98	PASS

Note：

1. The Duty Cycle Factor is compensated in the graph.
2. The Duty Cycle Factor and RBW Factor is compensated in the data.

Appendix D.5: Maximum power spectral density

Test Result

TestMode	Antenna	Freq(MHz)	Result [dBm/MHz]	Limit[dBm/MHz]	Verdict
11A	Ant1	5180	0.94	≤11.00	PASS
		5200	2.32	≤11.00	PASS
		5240	2.44	≤11.00	PASS
11N20SISO	Ant1	5180	0.97	≤11.00	PASS
		5200	2.00	≤11.00	PASS
		5240	2.03	≤11.00	PASS
11N40SISO	Ant1	5190	-1.37	≤11.00	PASS
		5230	-0.79	≤11.00	PASS
11AC20SISO	Ant1	5180	1.07	≤11.00	PASS
		5200	1.48	≤11.00	PASS
		5240	2.18	≤11.00	PASS
11AC40SISO	Ant1	5190	-1.38	≤11.00	PASS
		5230	-0.69	≤11.00	PASS
11AC80SISO	Ant1	5210	-4.44	≤11.00	PASS

Note：1.The Result and Limit Unit is dBm/500 kHz in the band 5.725–5.85 GHz.
2.The Duty Cycle Factor and RBW Factor is compensated in the graph.

Test Graphs

11A_Ant1_5180

11A_Ant1_5200

11A_Ant1_5240

11N20SISO_Ant1_5180

11N20SISO_Ant1_5200

11N20SISO_Ant1_5240
11N40SISO_Ant1_5190
11N40SISO_Ant1_5230

11AC20SISO_Ant1_5180

11AC20SISO_Ant1_5200

11AC20SISO_Ant1_5240

11AC40SISO_Ant1_5190

11AC40SISO_Ant1_5230

11AC80SISO_Ant1_5210