Case No. : CTA24071502204	
Ambient Condition: 23 ℃, 51 %RH	
According Standard: ■Part15E	
Test Date: 2024.8.7	**Test Engineer:** Lushan Kong

Appendix E.1: Emission Bandwidth

Test Result

TestMode	Antenna	Freq(MHz)	26db EBW [MHz]	FL[MHz]	FH[MHz]	Limit[MHz]	Verdict
11A	Ant1	5260	19.960	5249.880	5269.840	---	---
		5280	19.920	5269.960	5289.880	---	---
		5320	19.960	5309.880	5329.840	---	---
11N20SISO	Ant1	5260	20.440	5249.680	5270.120	---	---
		5280	20.680	5269.600	5290.280	---	---
		5320	24.920	5305.800	5330.720	---	---
11N40SISO	Ant1	5270	40.720	5249.600	5290.320	---	---
		5310	40.240	5289.600	5329.840	---	---
11AC20SISO	Ant1	5260	20.400	5249.600	5270.000	---	---
		5280	20.240	5269.720	5289.960	---	---
		5320	20.160	5309.760	5329.920	---	---
11AC40SISO	Ant1	5270	40.400	5249.680	5290.080	---	---
		5310	40.480	5289.600	5330.080	---	---
11AC80SISO	Ant1	5290	81.120	5249.200	5330.320	---	---

Test Graphs

11A_Ant1_5260

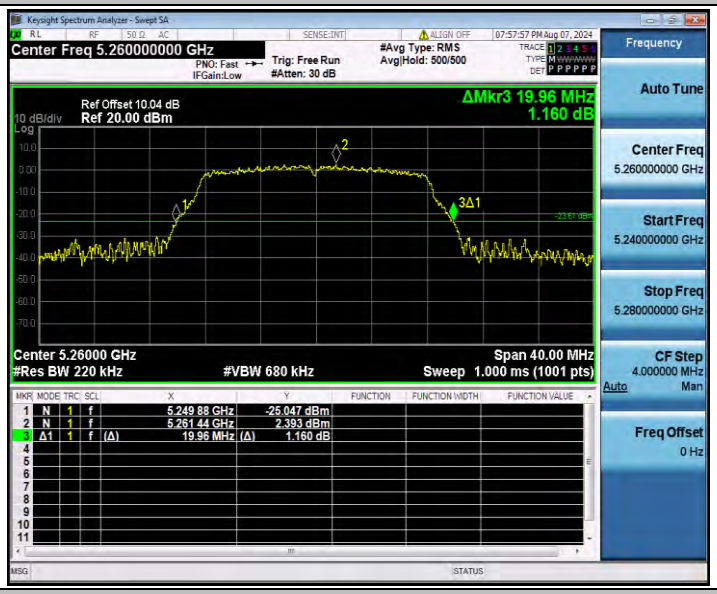

11A_Ant1_5280

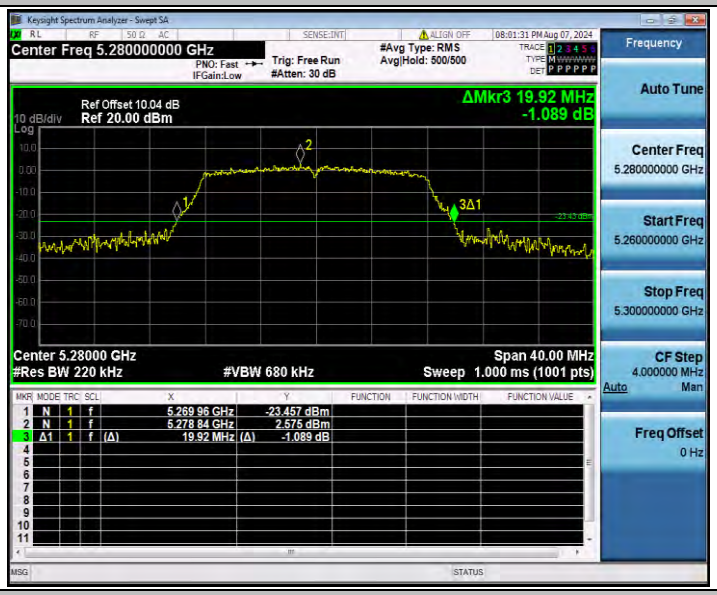

11A_Ant1_5320

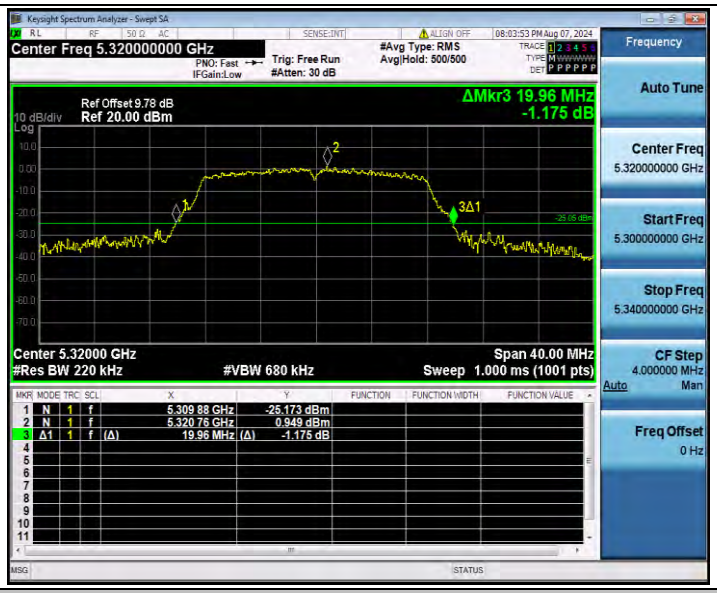

11N20SISO_Ant1_5260

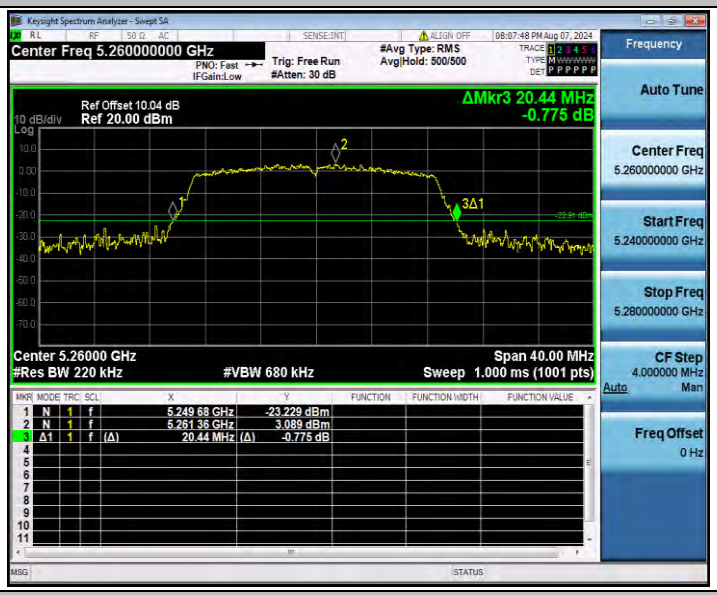

11N20SISO_Ant1_5280

11N20SISO_Ant1_5320
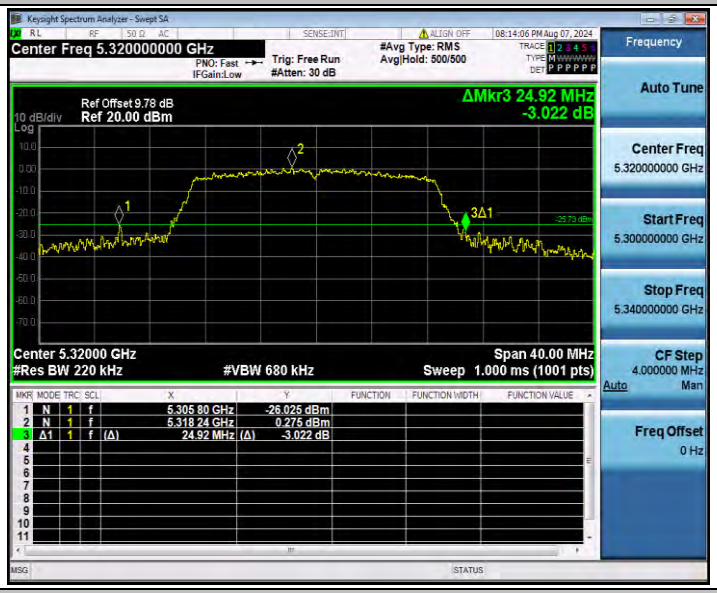

11N40SISO_Ant1_5270
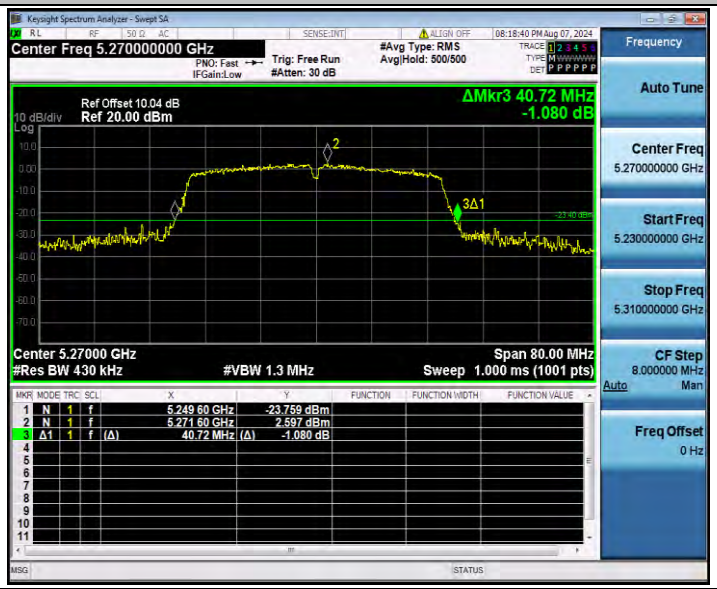

11N40SISO_Ant1_5310

11AC20SISO_Ant1_5260

11AC20SISO_Ant1_5280

11AC20SISO_Ant1_5320

11AC40SISO_Ant1_5270

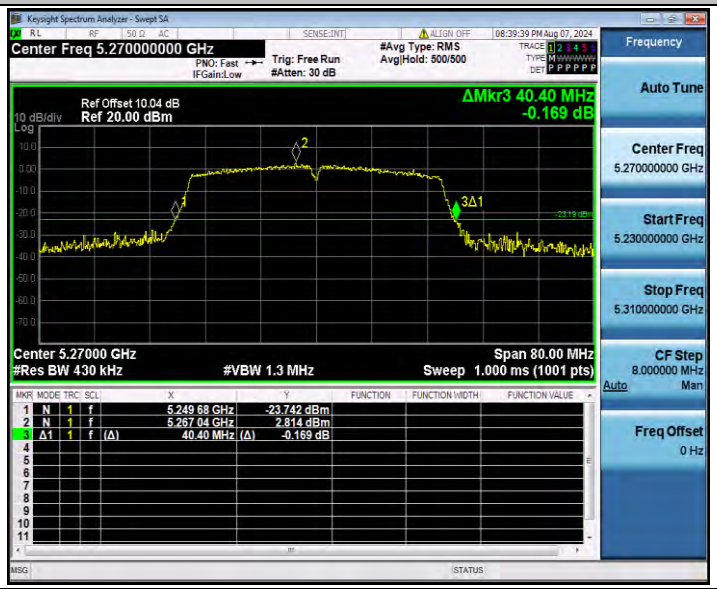

11AC40SISO_Ant1_5310

11AC80SISO_Ant1_5290

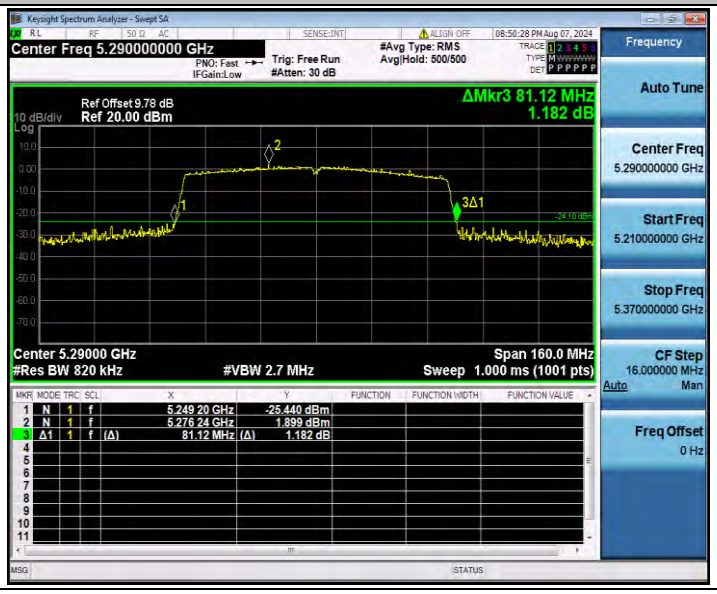

Appendix E.2: Occupied channel bandwidth

Test Result

TestMode	Antenna	Freq(MHz)	OCB [MHz]	FL[MHz]	FH[MHz]	Limit[MHz]	Verdict
11A	Ant1	5260	16.955	5251.3974	5268.3524	---	---
		5280	16.926	5271.3933	5288.3193	---	---
		5320	16.974	5311.3737	5328.3477	---	---
11N20SISO	Ant1	5260	17.848	5250.9630	5268.8110	---	---
		5280	17.930	5270.8871	5288.8171	---	---
		5320	17.862	5310.9246	5328.7866	---	---
11N40SISO	Ant1	5270	36.291	5251.6864	5287.9774	---	---
		5310	36.269	5291.6702	5327.9392	---	---
11AC20SISO	Ant1	5260	17.888	5250.9380	5268.8260	---	---
		5280	17.903	5270.9034	5288.8064	---	---
		5320	17.903	5310.9181	5328.8211	---	---
11AC40SISO	Ant1	5270	36.345	5251.6704	5288.0154	---	---
		5310	36.328	5291.6253	5327.9533	---	---
11AC80SISO	Ant1	5290	75.209	5252.0998	5327.3088	---	---

Test Graphs

11A_Ant1_5260

11A_Ant1_5280

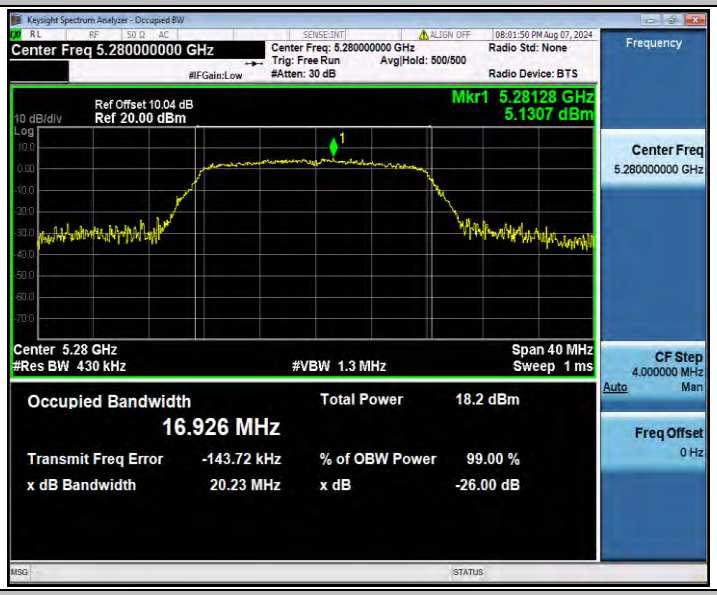

11A_Ant1_5320

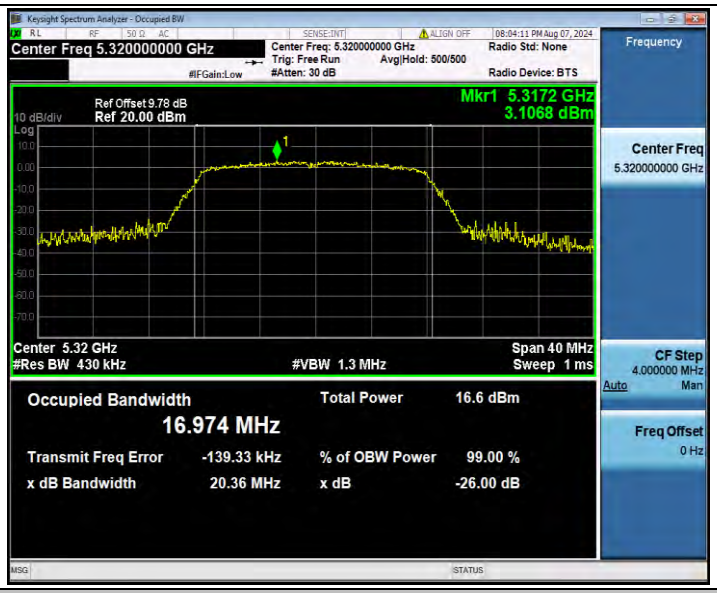

11N20SISO_Ant1_5260

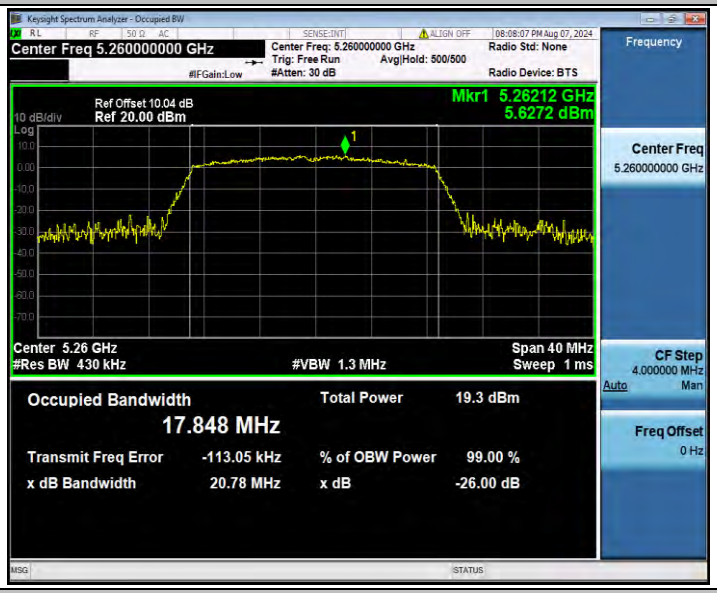

11N20SISO_Ant1_5280

11N20SISO_Ant1_5320

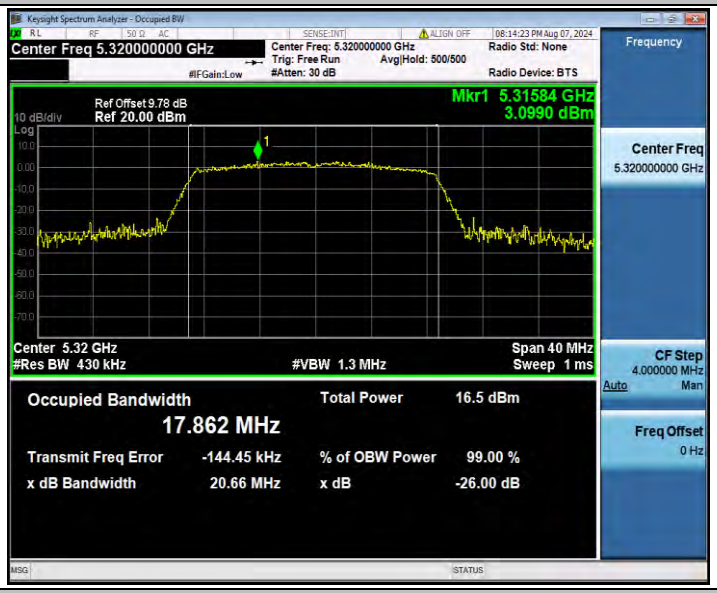

11N40SISO_Ant1_5270

11N40SISO_Ant1_5310

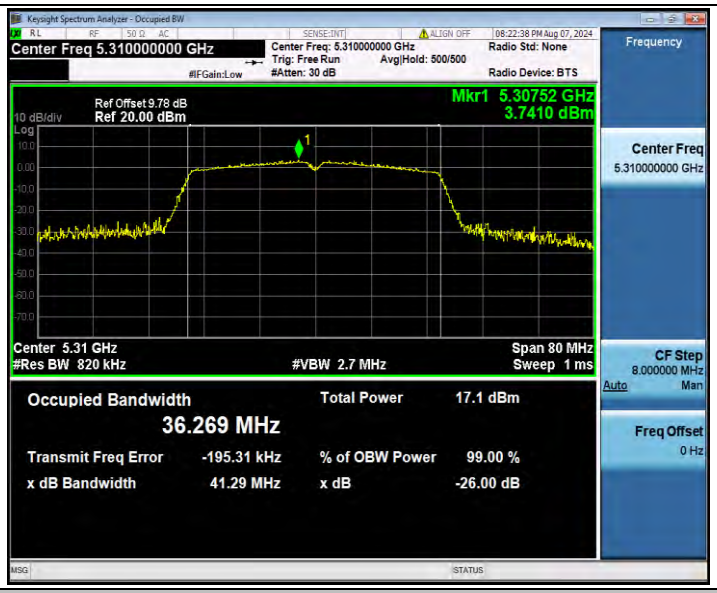

11AC20SISO_Ant1_5260

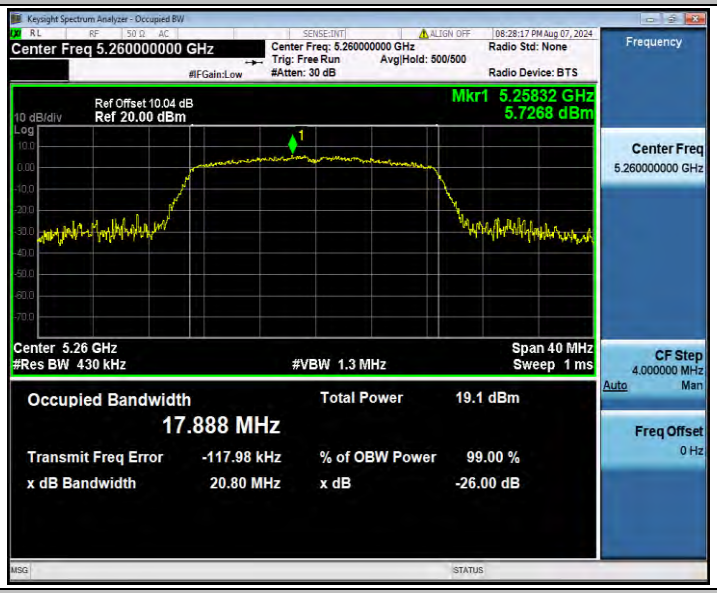

11AC20SISO_Ant1_5280

11AC20SISO_Ant1_5320
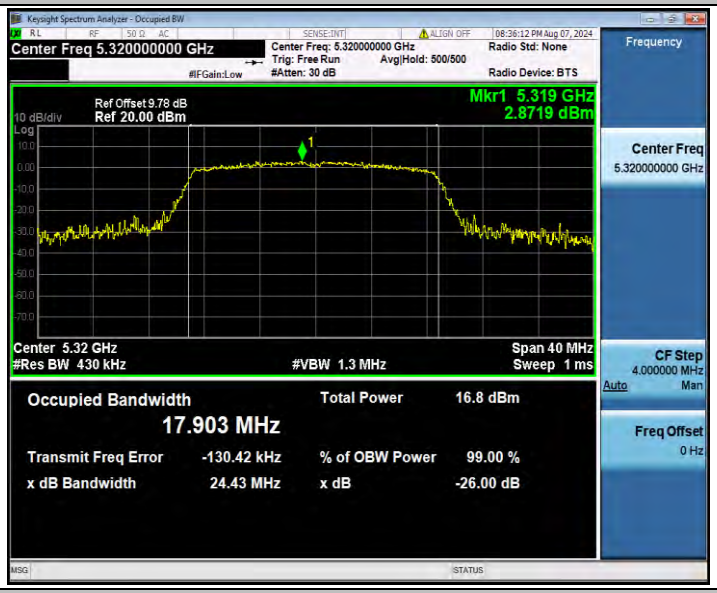

11AC40SISO_Ant1_5270

11AC40SISO_Ant1_5310

11AC80SISO_Ant1_5290

Appendix E.3: Duty Cycle

Test Result

TestMode	Antenna	Freq(MHz)	Transmission Duration [ms]	Transmission Period [ms]	Duty Cycle [%]	Duty Cycle Factor[dB]	1/T Factor[KHz]
11A	Ant1	5260	30.00	30.00	100.00	0.00	0.03
		5280	30.00	30.00	100.00	0.00	0.03
		5320	30.00	30.00	100.00	0.00	0.03
11N20SISO	Ant1	5260	30.00	30.00	100.00	0.00	0.03
		5280	30.00	30.00	100.00	0.00	0.03
		5320	30.00	30.00	100.00	0.00	0.03
11N40SISO	Ant1	5270	30.00	30.00	100.00	0.00	0.03
		5310	30.00	30.00	100.00	0.00	0.03
11AC20SISO	Ant1	5260	30.00	30.00	100.00	0.00	0.03
		5280	30.00	30.00	100.00	0.00	0.03
		5320	30.00	30.00	100.00	0.00	0.03
11AC40SISO	Ant1	5270	30.00	30.00	100.00	0.00	0.03
		5310	30.00	30.00	100.00	0.00	0.03
11AC80SISO	Ant1	5290	30.00	30.00	100.00	0.00	0.03

Test Graphs

11A_Ant1_5260
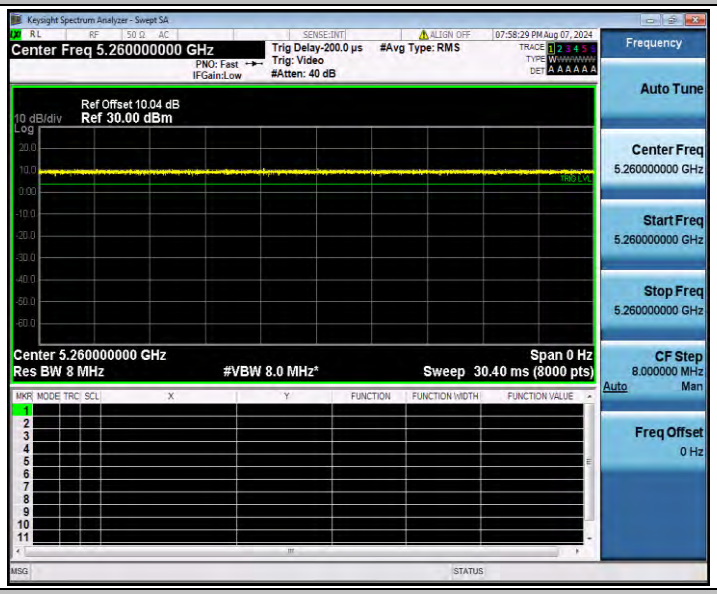
11A_Ant1_5280
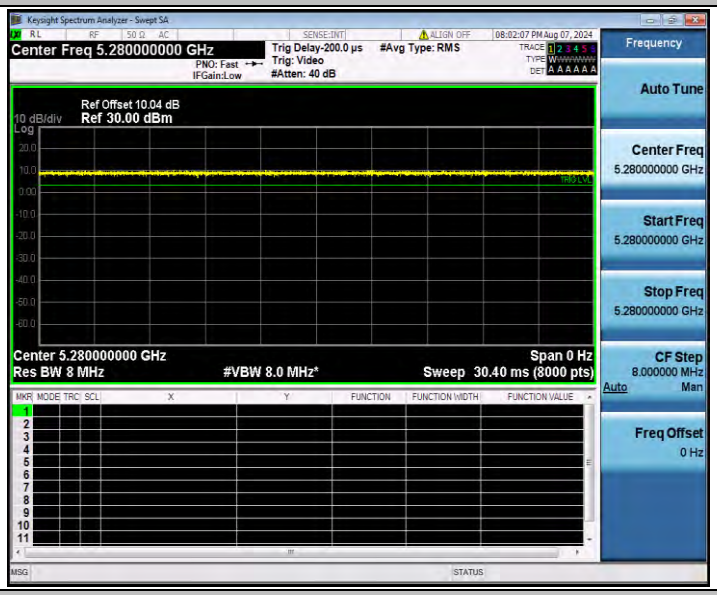
11A_Ant1_5320

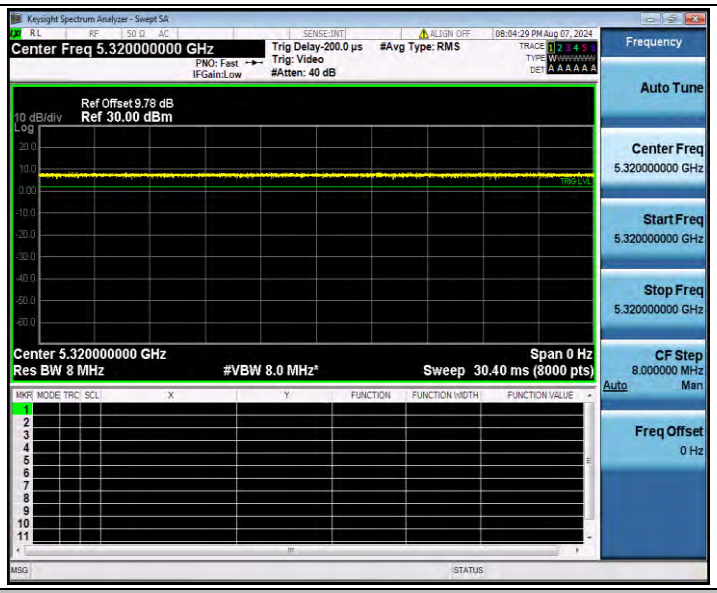

11N20SISO_Ant1_5260

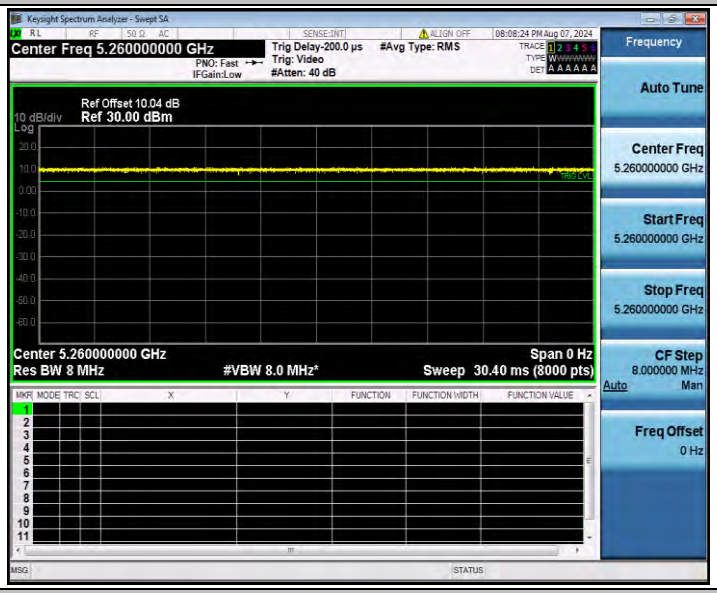

11N20SISO_Ant1_5280

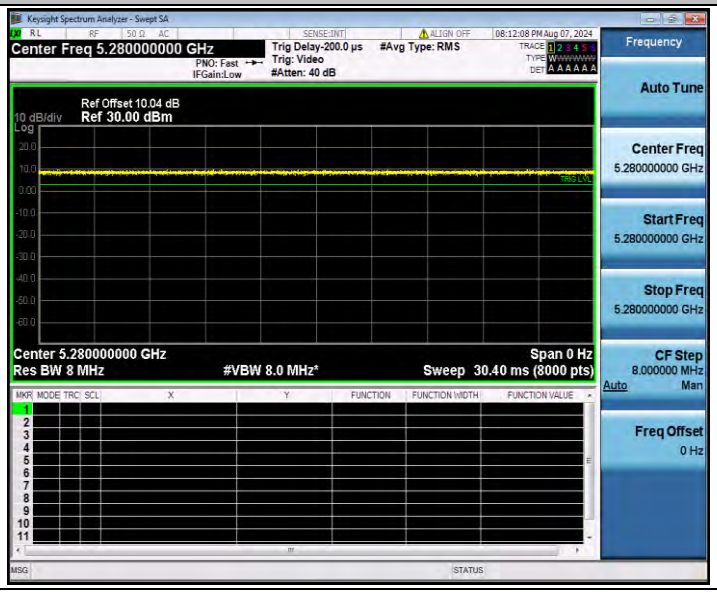

11N20SISO_Ant1_5320
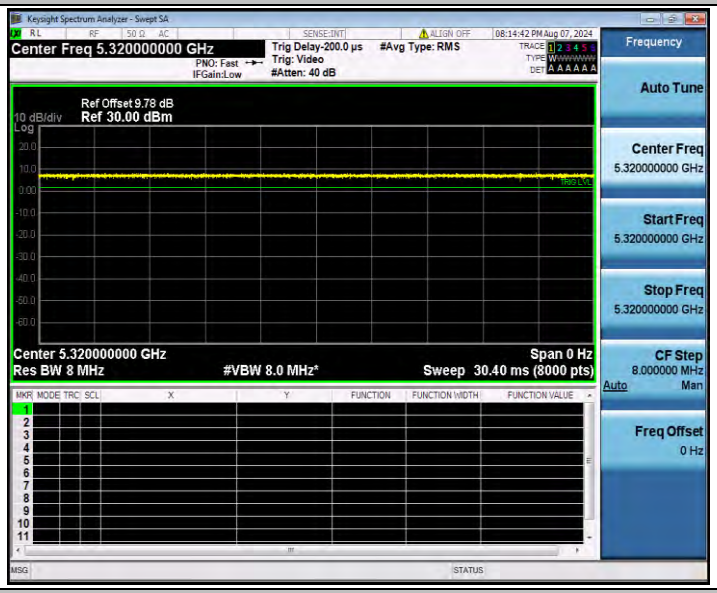
11N40SISO_Ant1_5270
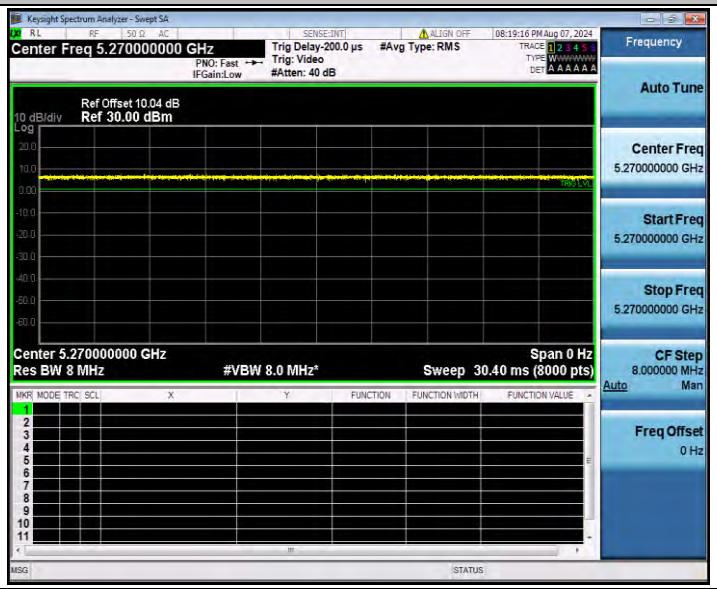
11N40SISO_Ant1_5310

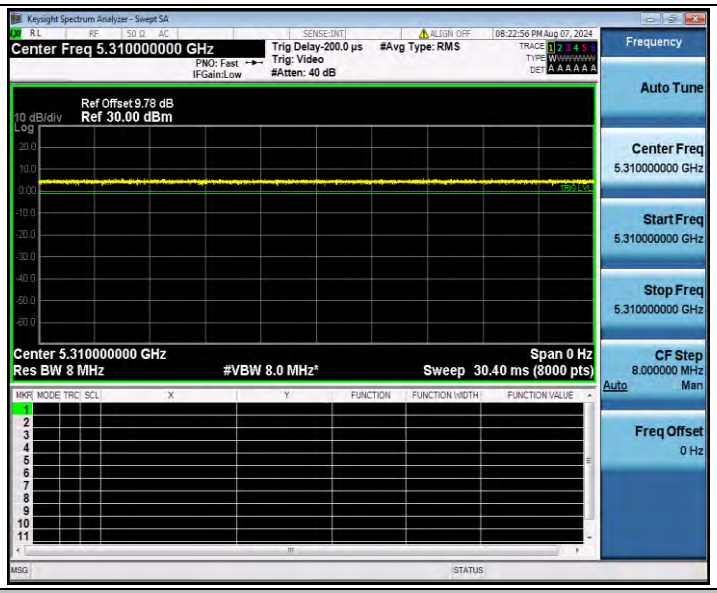

11AC20SISO_Ant1_5260

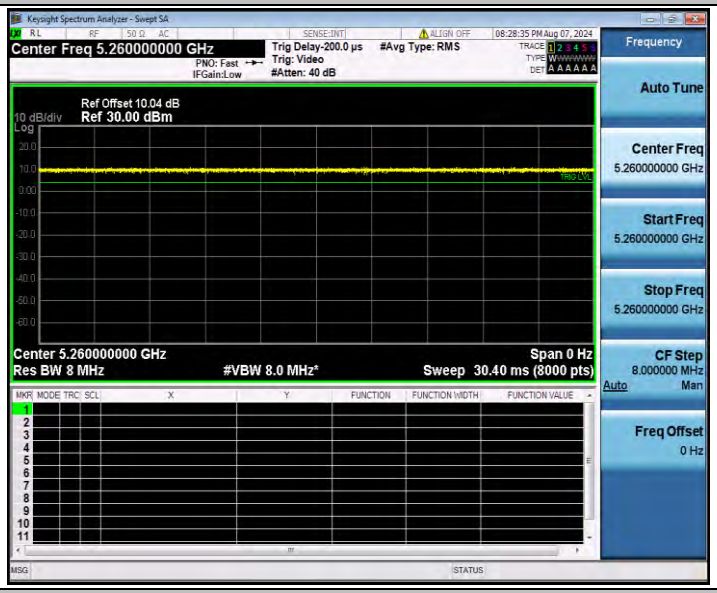

11AC20SISO_Ant1_5280

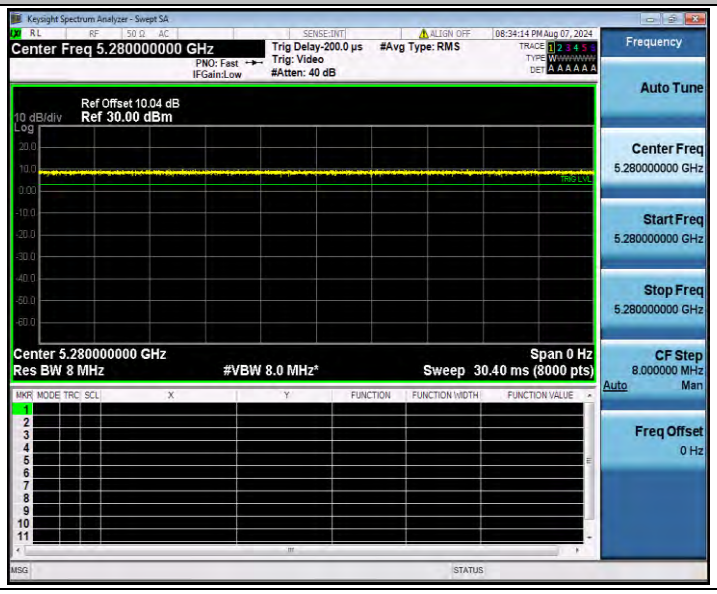

11AC20SISO_Ant1_5320
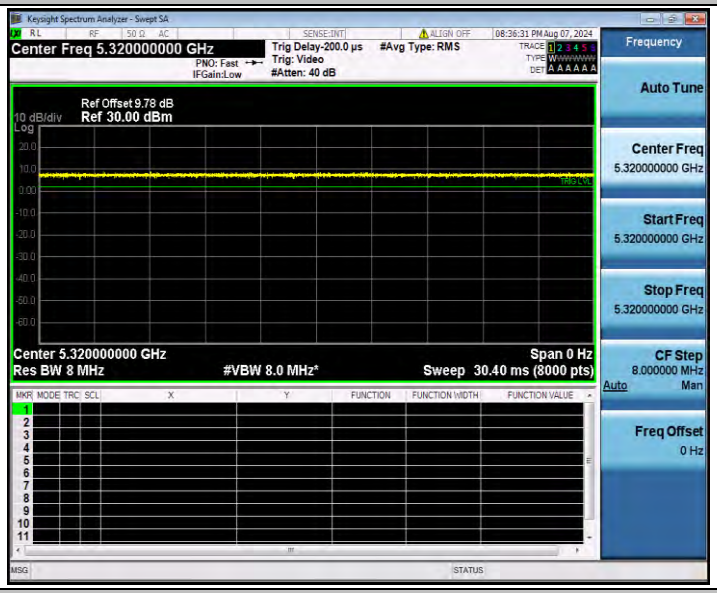
11AC40SISO_Ant1_5270
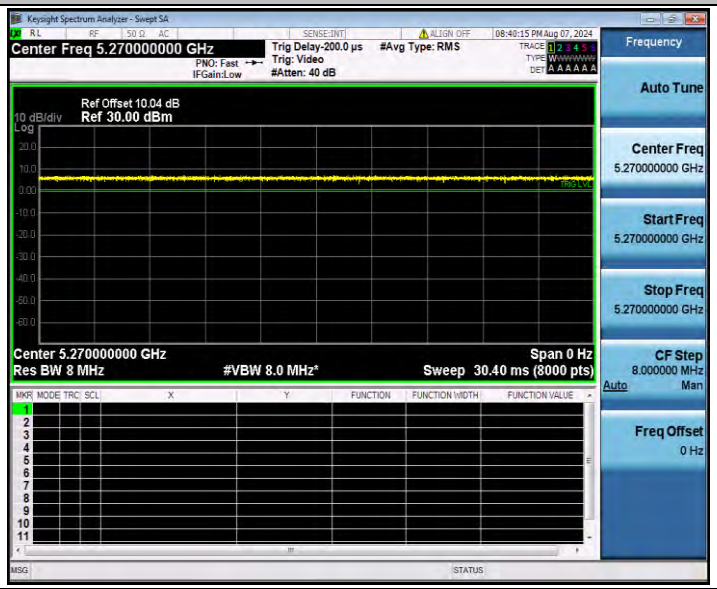
11AC40SISO_Ant1_5310

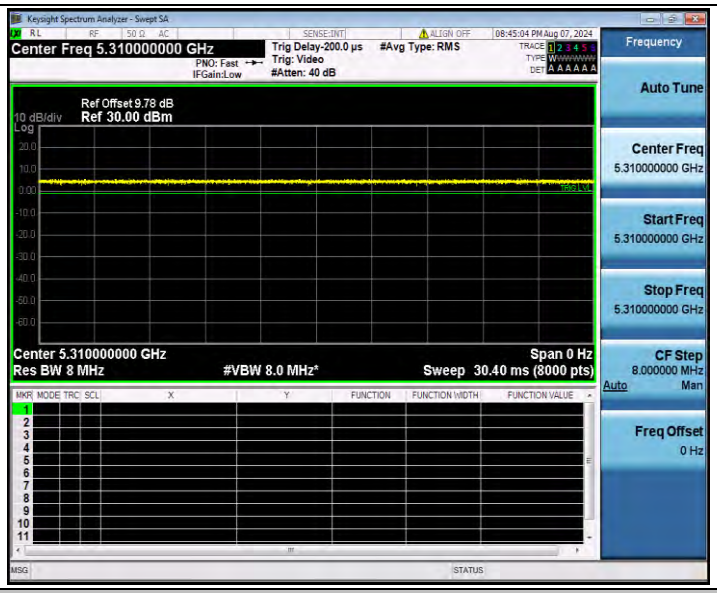

11AC80SISO_Ant1_5290

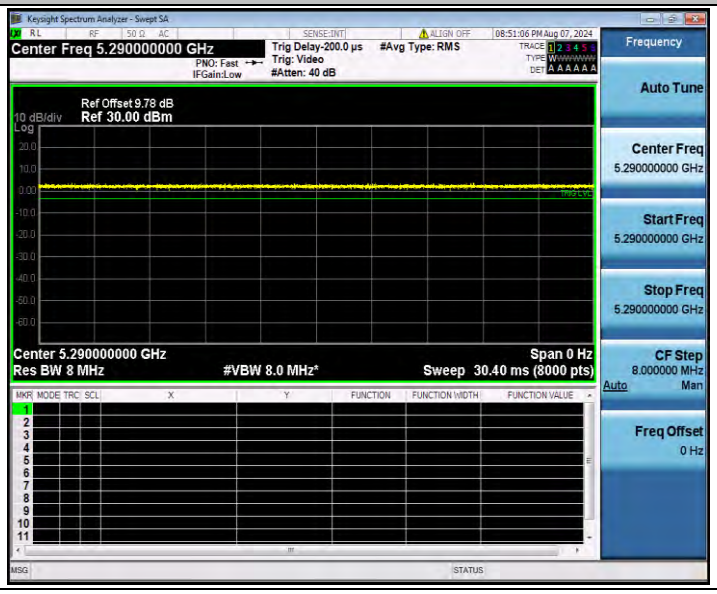

Appendix E.4: Maximum conducted output power

Test Result Channel Power

Test Mode	Antenna	Freq(MHz)	Channel Powert [dBm]	Duty Cycle [%]	DC Factor [dBm]	Result [dBm]	Limit [dBm]	Verdict
11A	Ant1	5260	11.72	100.00	0.00	11.72	≤23.98	PASS
		5280	11.38	100.00	0.00	11.38	≤23.98	PASS
		5320	9.87	100.00	0.00	9.87	≤23.98	PASS
11N20SISO	Ant1	5260	12.48	100.00	0.00	12.48	≤23.98	PASS
		5280	11.27	100.00	0.00	11.27	≤23.98	PASS
		5320	9.72	100.00	0.00	9.72	≤23.98	PASS
11N40SISO	Ant1	5270	11.84	100.00	0.00	11.84	≤23.98	PASS
		5310	9.83	100.00	0.00	9.83	≤23.98	PASS
11AC20SISO	Ant1	5260	12.26	100.00	0.00	12.26	≤23.98	PASS
		5280	11.21	100.00	0.00	11.21	≤23.98	PASS
		5320	10.05	100.00	0.00	10.05	≤23.98	PASS
11AC40SISO	Ant1	5270	11.44	100.00	0.00	11.44	≤23.98	PASS
		5310	9.81	100.00	0.00	9.81	≤23.98	PASS
11AC80SISO	Ant1	5290	10.96	100.00	0.00	10.96	≤23.98	PASS

Appendix E.5: Maximum power spectral density

Test Result

TestMode	Antenna	Freq(MHz)	Result [dBm/MHz]	Limit[dBm/MHz]	Verdict
11A	Ant1	5260	1.10	≤11.00	PASS
		5280	0.75	≤11.00	PASS
		5320	-0.78	≤11.00	PASS
11N20SISO	Ant1	5260	1.67	≤11.00	PASS
		5280	0.48	≤11.00	PASS
		5320	-1.13	≤11.00	PASS
11N40SISO	Ant1	5270	-1.62	≤11.00	PASS
		5310	-3.65	≤11.00	PASS
11AC20SISO	Ant1	5260	1.48	≤11.00	PASS
		5280	0.42	≤11.00	PASS
		5320	-0.81	≤11.00	PASS
11AC40SISO	Ant1	5270	-2.02	≤11.00	PASS
		5310	-3.63	≤11.00	PASS
11AC80SISO	Ant1	5290	-5.91	≤11.00	PASS

Note：1.The Result and Limit Unit is dBm/500 kHz in the band 5.725–5.85 GHz.
2.The Duty Cycle Factor and RBW Factor is compensated in the graph.

Test Graphs

11A_Ant1_5260

11A_Ant1_5280

11A_Ant1_5320

11N20SISO_Ant1_5260

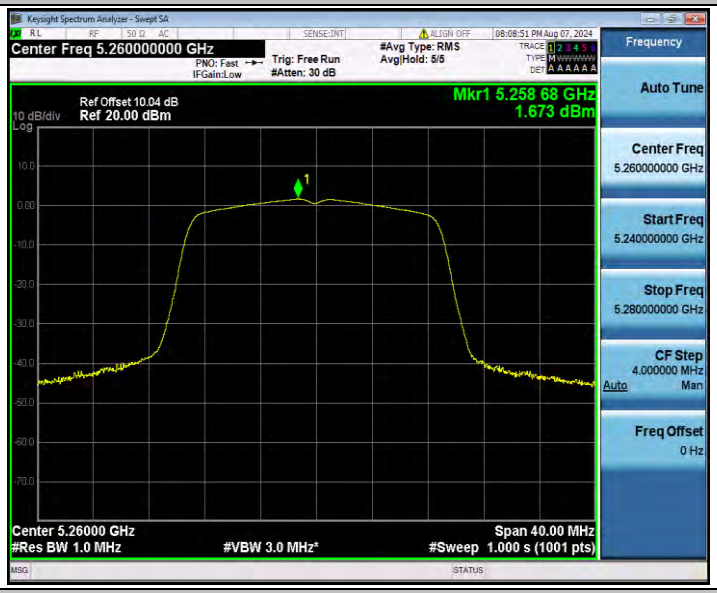

11N20SISO_Ant1_5280

11N20SISO_Ant1_5320

11N40SISO_Ant1_5270

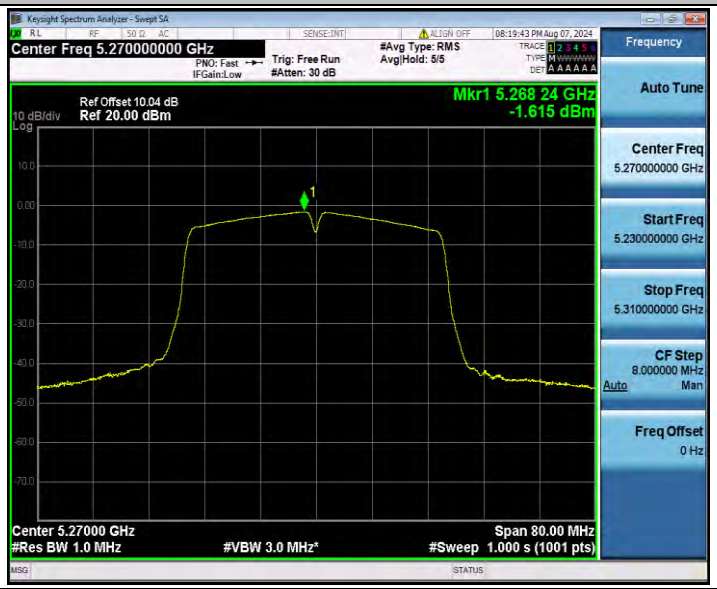

11N40SISO_Ant1_5310

11AC20SISO_Ant1_5260

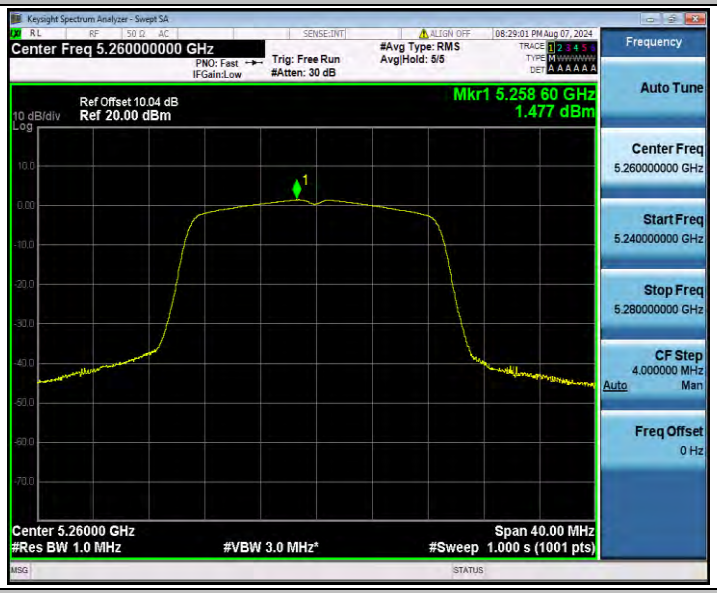

11AC20SISO_Ant1_5280

11AC20SISO_Ant1_5320
11AC40SISO_Ant1_5270
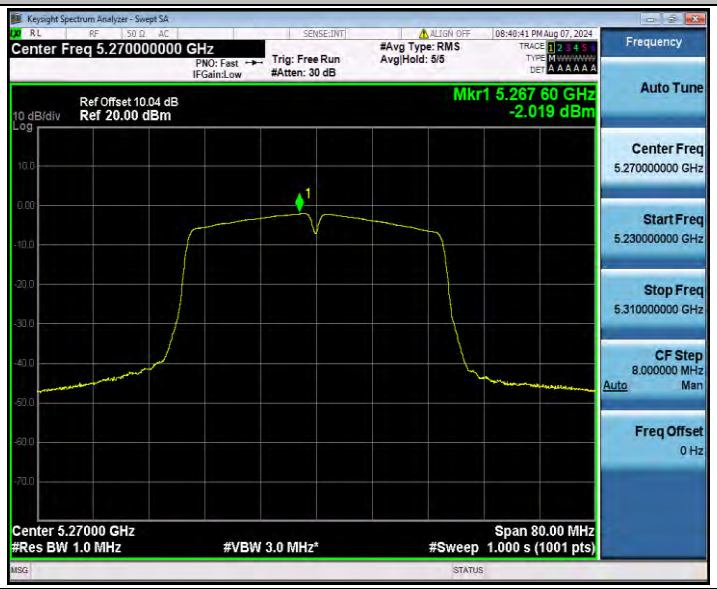
11AC40SISO_Ant1_5310

11AC80SISO_Ant1_5290