Appendix E.6: Band edge measurements

Test Result B2

TestMode	Antenna	ChName	Freq(MHz)	Result[dBm]	Limit[dBm]	Verdict
11A	Ant1	Low	5260	-37.39	≤-27	PASS
		High	5320	-37.58	≤-27	PASS
11N20SISO	Ant1	Low	5260	-36.15	≤-27	PASS
		High	5320	-37.66	≤-27	PASS
11N40SISO	Ant1	Low	5270	-37.16	≤-27	PASS
		High	5310	-32.12	≤-27	PASS
11AC20SISO	Ant1	Low	5260	-36.92	≤-27	PASS
		High	5320	-37.9	≤-27	PASS
11AC40SISO	Ant1	Low	5270	-37.02	≤-27	PASS
		High	5310	-34.67	≤-27	PASS
11AC80SISO	Ant1	Low	5290	-37.81	≤-27	PASS
		High	5290	-31.64	≤-27	PASS

Test Graphs B2

11A_Ant1_Low_5260

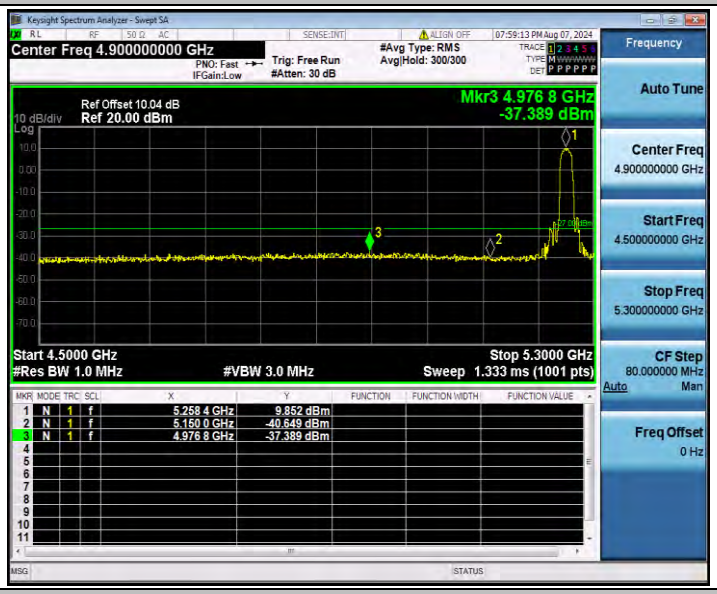

11A_Ant1_High_5320

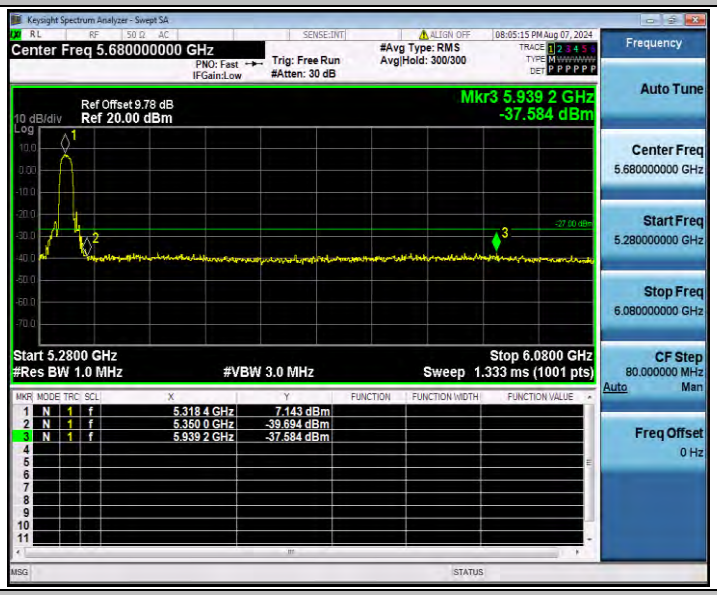

11N20SISO_Ant1_Low_5260

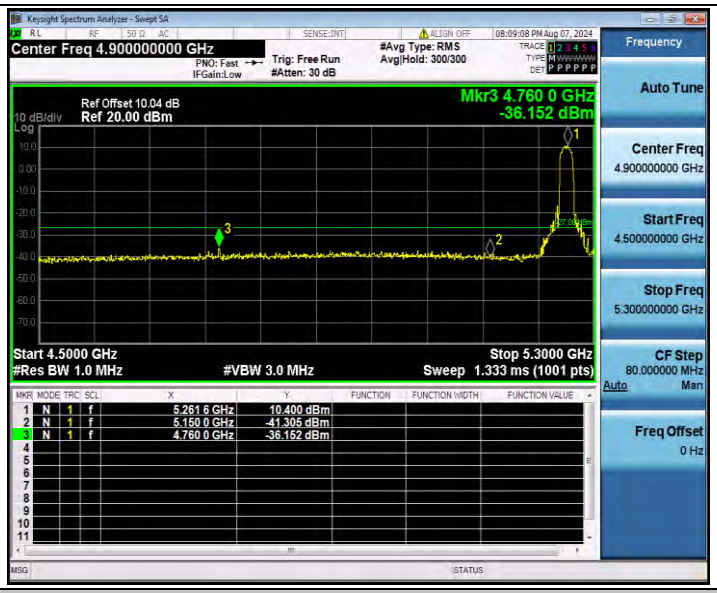

11N20SISO_Ant1_High_5320

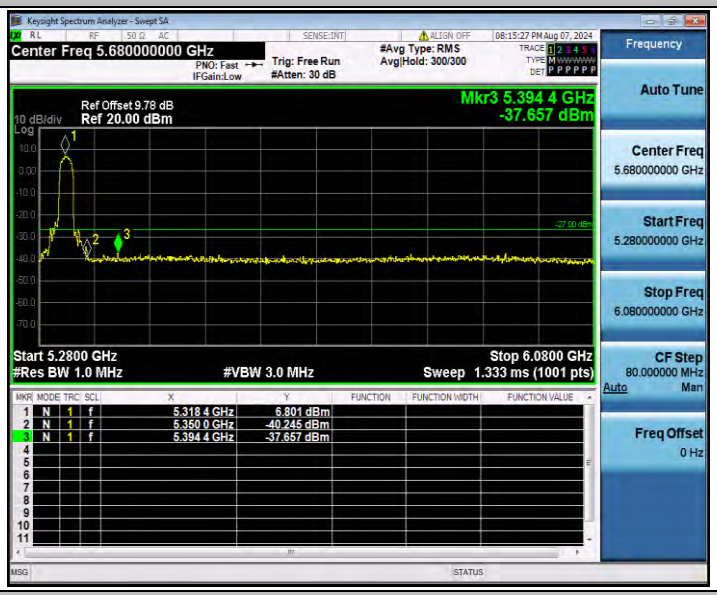

11N40SISO_Ant1_Low_5270

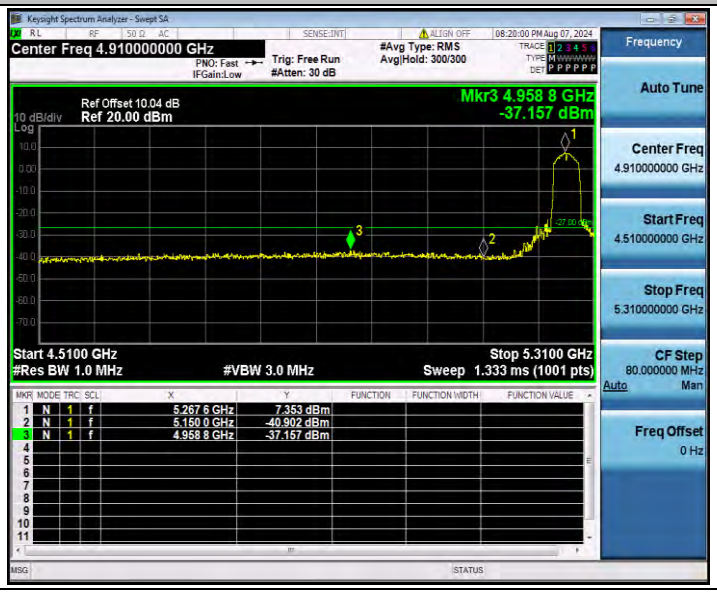

11N40SISO_Ant1_High_5310

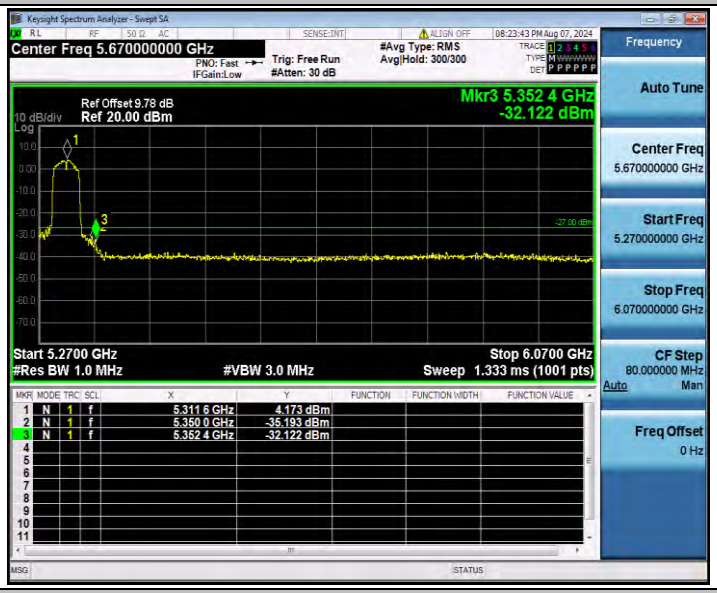

11AC20SISO_Ant1_Low_5260

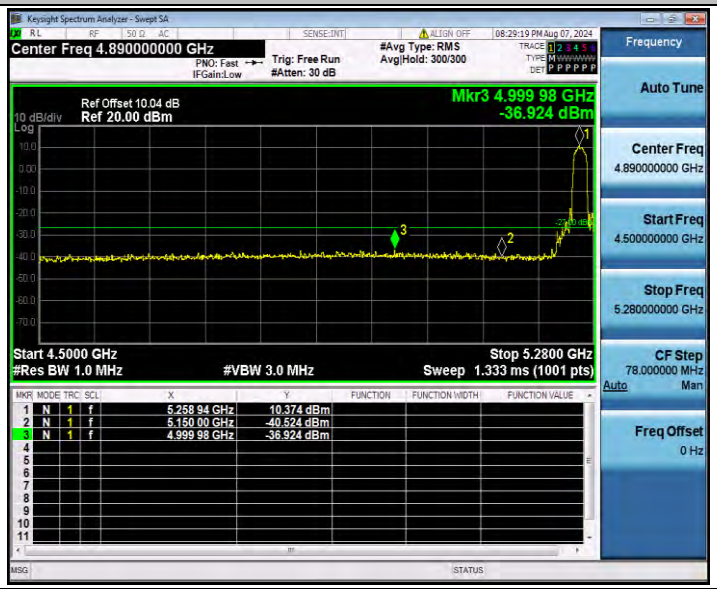

11AC20SISO_Ant1_High_5320

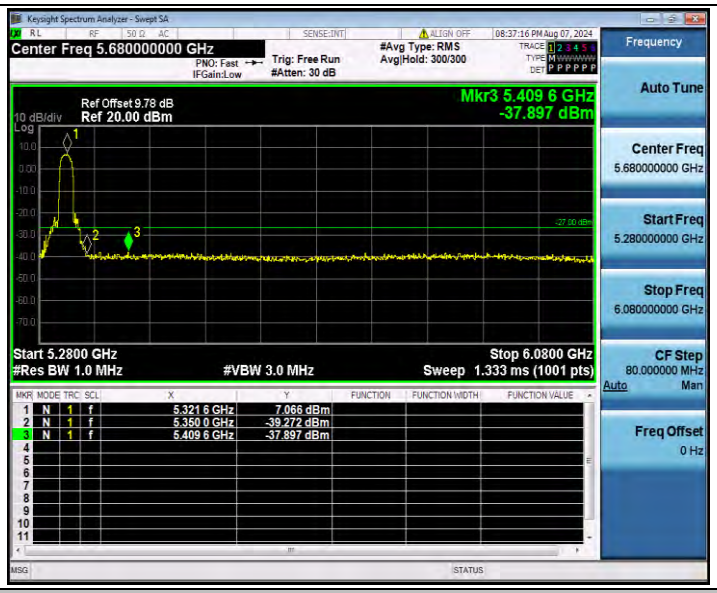

11AC40SISO_Ant1_Low_5270

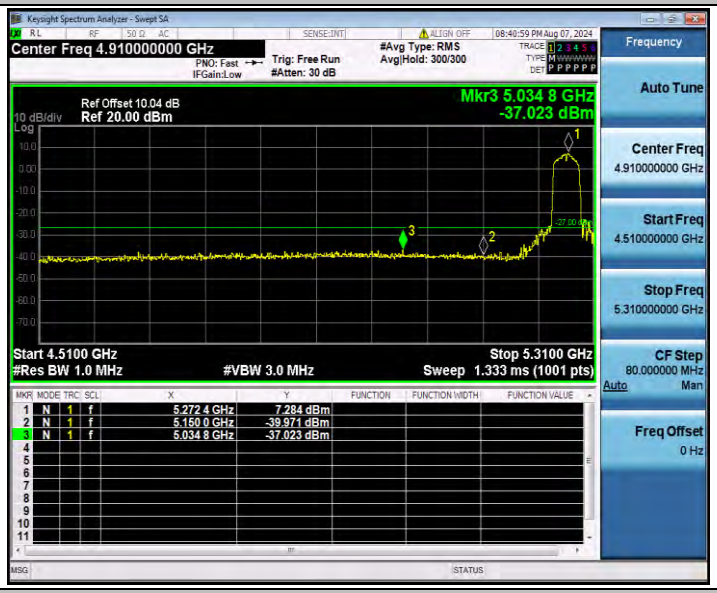

11AC40SISO_Ant1_High_5310

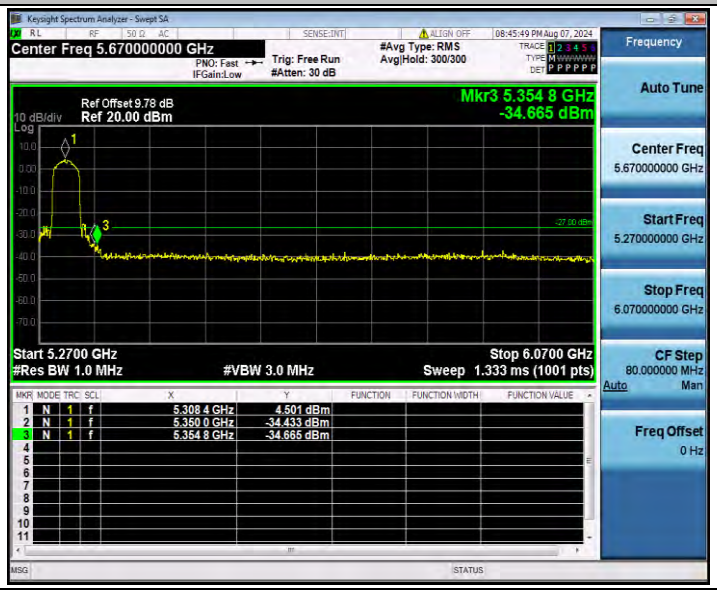

11AC80SISO_Ant1_Low_5290

11AC80SISO_Ant1_High_5290

Appendix E.7: Conducted Spurious Emission

Test Result

TestMode	Antenna	Freq(MHz)	FreqRange [MHz]	Max. Fre [MHz]	Max. Level [dBm]	Limit [dBm]	Verdict
11A	Ant1	5260	30~5140	4926.23	-46.68	≤-27	PASS
			5360~27000	24287.79	-36.79	≤-27	PASS
		5280	30~5140	5041.89	-46.03	≤-27	PASS
			5360~27000	24203.39	-37.18	≤-27	PASS
		5320	30~5140	3122.74	-46.46	≤-27	PASS
			5360~27000	24900.92	-36.9	≤-27	PASS
11N20SISO	Ant1	5260	30~5140	5003.22	-46.74	≤-27	PASS
			5360~27000	24209.16	-36.6	≤-27	PASS
		5280	30~5140	2664.55	-46.1	≤-27	PASS
			5360~27000	24318.8	-36.61	≤-27	PASS
		5320	30~5140	2647.34	-46.69	≤-27	PASS
			5360~27000	24899.48	-37.57	≤-27	PASS
11N40SISO	Ant1	5270	30~5140	2750.05	-47.05	≤-27	PASS
			5360~27000	23438.78	-36.98	≤-27	PASS
		5310	30~5140	2878.14	-47.08	≤-27	PASS
			5360~27000	26785.04	-37.34	≤-27	PASS
11AC20SISO	Ant1	5260	30~5140	4907.15	-45.67	≤-27	PASS
			5360~27000	24828.79	-36.95	≤-27	PASS
		5280	30~5140	825.8	-43.43	≤-27	PASS
			5360~27000	25089.19	-37.06	≤-27	PASS
		5320	30~5140	4927.25	-46.74	≤-27	PASS
			5360~27000	24237.29	-37.14	≤-27	PASS
11AC40SISO	Ant1	5270	30~5140	825.8	-46.45	≤-27	PASS
			5360~27000	24944.92	-37.1	≤-27	PASS
		5310	30~5140	3027.02	-46.44	≤-27	PASS
			5360~27000	26055.77	-37.52	≤-27	PASS
11AC80SISO	Ant1	5290	30~5140	5130.63	-46.54	≤-27	PASS
			5360~27000	5365.05	-29.2	≤-27	PASS

Test Graphs

11A_Ant1_5260_30~5140

11A_Ant1_5260_5360~27000

11A_Ant1_5280_30~5140

11A_Ant1_5280_5360~27000

11A_Ant1_5320_30~5140

11A_Ant1_5320_5360~27000
11N20SISO_Ant1_5260_30~5140
11N20SISO_Ant1_5260_5360~27000

11N20SISO_Ant1_5280_30~5140

11N20SISO_Ant1_5280_5360~27000

11N20SISO_Ant1_5320_30~5140

11N20SISO_Ant1_5320_5360~27000

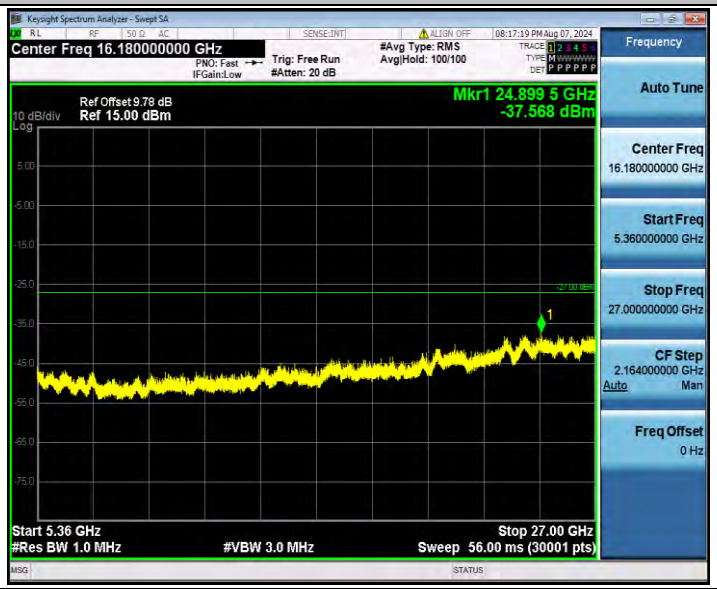

11N40SISO_Ant1_5270_30~5140

11N40SISO_Ant1_5270_5360~27000

11N40SISO_Ant1_5310_30~5140

11N40SISO_Ant1_5310_5360~27000

11AC20SISO_Ant1_5260_30~5140

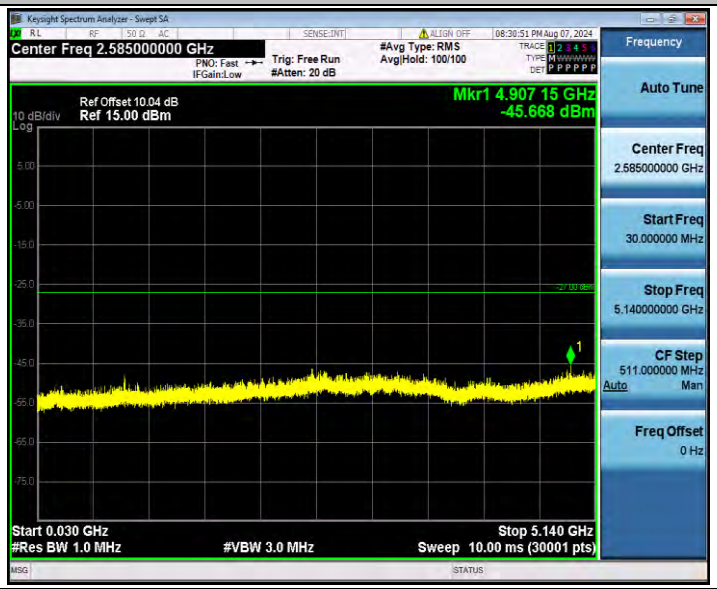

11AC20SISO_Ant1_5260_5360~27000

11AC20SISO_Ant1_5280_30~5140

11AC20SISO_Ant1_5280_5360~27000

11AC20SISO_Ant1_5320_30~5140

11AC20SISO_Ant1_5320_5360~27000

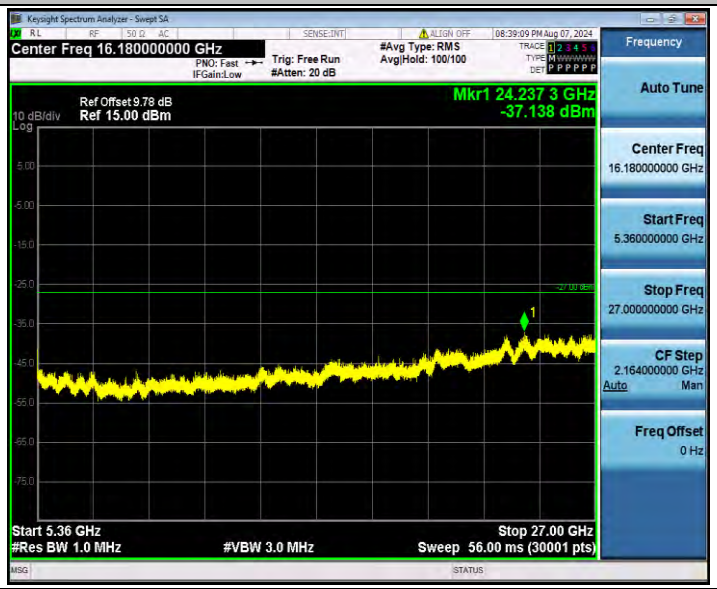

11AC40SISO_Ant1_5270_30~5140

11AC40SISO_Ant1_5270_5360~27000

11AC40SISO_Ant1_5310_30~5140

11AC40SISO_Ant1_5310_5360~27000

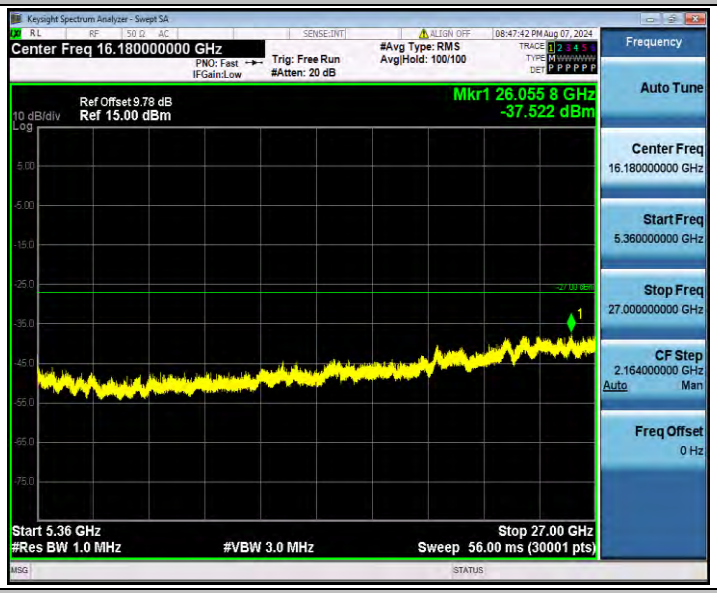

11AC80SISO_Ant1_5290_30~5140

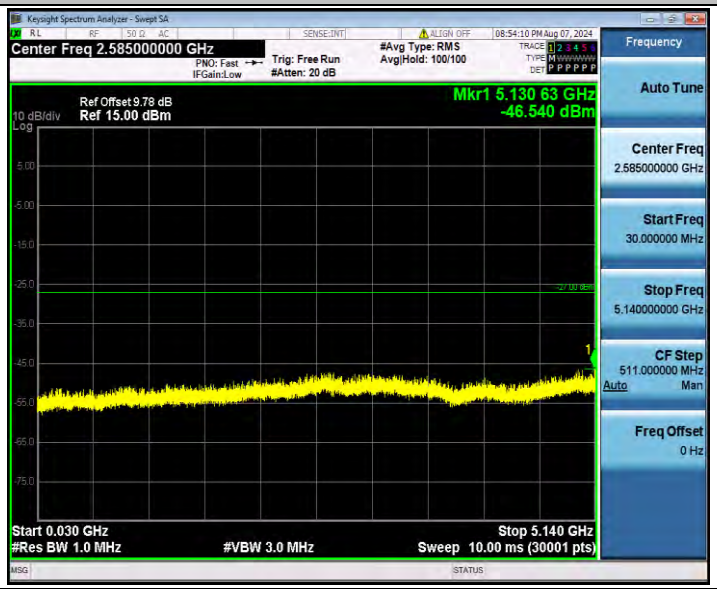

11AC80SISO_Ant1_5290_5360~27000

Keysight Spectrum Analyzer - Swept SA
Center Freq 16.180000000 GHz
PNO: Fast
IFGain:Low
Trig: Free Run
#Atten: 20 dB
#Avg Type: RMS
Avg|Hold: 100/100
Ref Offset 9.78 dB
10 dB/div
Ref 15.00 dBm
Log
Mkr1 5.365 0 GHz
-29.195 dBm
Start 5.36 GHz
#Res BW 1.0 MHz
#VBW 3.0 MHz
Stop 27.00 GHz
Sweep 56.00 ms (30001 pts)
Frequency
Auto Tune
Center Freq
16.180000000 GHz
Start Freq
5.360000000 GHz
Stop Freq
27.000000000 GHz
CF Step
2.164000000 GHz
Auto
Man
Freq Offset
0 Hz

Appendix E.8: Emissions in Restricted Bands

Test Result

TestMode	Antenna	ChName	Freq(MHz)	Detector	Freq [MHz]	Result [dBm]	Limit [dBm]	Result [dBuV/m]	Limit [dBuV/m]	Verdict
11A	Ant1	Low	5260	AV	4500.000	-47.9	≤-41.20	47.30	≤54	PASS
				AV	4942.400	-45.59	≤-41.20	49.61	≤54	PASS
				AV	5150.000	-47.02	≤-41.20	48.18	≤54	PASS
				Peak	4500.000	-43.16	≤-21.20	52.04	≤74	PASS
				Peak	4880.800	-37.36	≤-21.20	57.84	≤74	PASS
				Peak	5150.000	-44.98	≤-21.20	50.22	≤74	PASS
		High	5320	AV	5350.000	-46.68	≤-41.20	48.52	≤54	PASS
				AV	5451.200	-46.35	≤-41.20	48.85	≤54	PASS
				AV	5460.000	-46.37	≤-41.20	48.83	≤54	PASS
				Peak	5350.000	-40.82	≤-21.20	54.38	≤74	PASS
				Peak	5393.600	-37.48	≤-21.20	57.72	≤74	PASS
				Peak	5460.000	-41.47	≤-21.20	53.73	≤74	PASS
11N20SISO	Ant1	Low	5260	AV	4500.000	-47.92	≤-41.20	47.28	≤54	PASS
				AV	4945.600	-45.6	≤-41.20	49.60	≤54	PASS
				AV	5150.000	-46.96	≤-41.20	48.24	≤54	PASS
				Peak	4500.000	-41.55	≤-21.20	53.65	≤74	PASS
				Peak	4952.800	-36.77	≤-21.20	58.43	≤74	PASS
				Peak	5150.000	-48.88	≤-21.20	46.32	≤74	PASS
		High	5320	AV	5350.000	-46.64	≤-41.20	48.56	≤54	PASS
				AV	5457.600	-46.36	≤-41.20	48.84	≤54	PASS
				AV	5460.000	-46.39	≤-41.20	48.81	≤54	PASS
				Peak	5350.000	-43.73	≤-21.20	51.47	≤74	PASS
				Peak	5412.800	-37.48	≤-21.20	57.72	≤74	PASS
				Peak	5460.000	-44.44	≤-21.20	50.76	≤74	PASS
11N40SISO	Ant1	Low	5270	AV	4500.000	-47.93	≤-41.20	47.27	≤54	PASS
				AV	4945.560	-45.62	≤-41.20	49.58	≤54	PASS
				AV	5150.000	-47.01	≤-41.20	48.19	≤54	PASS
				Peak	4500.000	-46.15	≤-21.20	49.05	≤74	PASS
				Peak	5041.940	-36.44	≤-21.20	58.76	≤74	PASS
				Peak	5150.000	-42.92	≤-21.20	52.28	≤74	PASS
		High	5310	AV	5350.000	-44.99	≤-41.20	50.21	≤54	PASS
				AV	5460.000	-46.38	≤-41.20	48.82	≤54	PASS
				Peak	5350.000	-47.17	≤-21.20	48.03	≤74	PASS
				Peak	5358.000	-37.25	≤-21.20	57.95	≤74	PASS
				Peak	5460.000	-41.9	≤-21.20	53.30	≤74	PASS
11AC20SI	Ant1	Low	5260	AV	4500.000	-47.9	≤-41.20	47.30	≤54	PASS

SO				AV	4944.000	-45.61	≤-41.20	49.59	≤54	PASS
				AV	5150.000	-46.98	≤-41.20	48.22	≤54	PASS
				Peak	4500.000	-44.91	≤-21.20	50.29	≤74	PASS
				Peak	4946.400	-38.04	≤-21.20	57.16	≤74	PASS
				Peak	5150.000	-44.22	≤-21.20	50.98	≤74	PASS
		High	5320	AV	5350.000	-46.59	≤-41.20	48.61	≤54	PASS
				AV	5456.800	-46.32	≤-41.20	48.88	≤54	PASS
				AV	5460.000	-46.37	≤-41.20	48.83	≤54	PASS
				Peak	5350.000	-46.16	≤-21.20	49.04	≤74	PASS
				Peak	5391.200	-38.25	≤-21.20	56.95	≤74	PASS
				Peak	5460.000	-41.67	≤-21.20	53.53	≤74	PASS
11AC40SISO	Ant1	Low	5270	AV	4500.000	-47.89	≤-41.20	47.31	≤54	PASS
				AV	4943.190	-45.59	≤-41.20	49.61	≤54	PASS
				AV	5150.000	-46.97	≤-41.20	48.23	≤54	PASS
				Peak	4500.000	-43.46	≤-21.20	51.74	≤74	PASS
				Peak	4950.300	-36.27	≤-21.20	58.93	≤74	PASS
				Peak	5150.000	-42.07	≤-21.20	53.13	≤74	PASS
		High	5310	AV	5350.000	-44.77	≤-41.20	50.43	≤54	PASS
				AV	5460.000	-46.37	≤-41.20	48.83	≤54	PASS
				Peak	5350.000	-40.51	≤-21.20	54.69	≤74	PASS
				Peak	5354.800	-37.31	≤-21.20	57.89	≤74	PASS
				Peak	5460.000	-40.68	≤-21.20	54.52	≤74	PASS
11AC80SISO	Ant1	Low	5290	AV	4500.000	-48.13	≤-41.20	47.07	≤54	PASS
				AV	4944.405	-45.83	≤-41.20	49.37	≤54	PASS
				AV	5150.000	-46.97	≤-41.20	48.23	≤54	PASS
				Peak	4500.000	-46.39	≤-21.20	48.81	≤74	PASS
				Peak	4944.405	-36.12	≤-21.20	59.08	≤74	PASS
				Peak	5150.000	-45.39	≤-21.20	49.81	≤74	PASS
		High	5290	AV	5350.000	-42.11	≤-41.20	53.09	≤54	PASS
				AV	5350.200	-42.06	≤-41.20	53.14	≤54	PASS
				AV	5460.000	-46.4	≤-41.20	48.80	≤54	PASS
				Peak	5350.000	-46.32	≤-21.20	48.88	≤74	PASS
				Peak	5359.400	-32.01	≤-21.20	63.19	≤74	PASS
				Peak	5460.000	-43.92	≤-21.20	51.28	≤74	PASS

Note：

1. The Antenna Gain is compensated in the graph.
2. The Duty Cycle Factor and RBW Factor is compensated in the graph.
3. For transmitters operating in 5150-5350 GHz band and 5470-5725 GHz band: The limit in dBm for average detector is conversion from 54dBuV/m, according to 15.209(a). The limit in dBm for peak detector is 20dB above the limit of average detector in dBm.

Test Graphs

11A_Ant1_Low_5260_AV

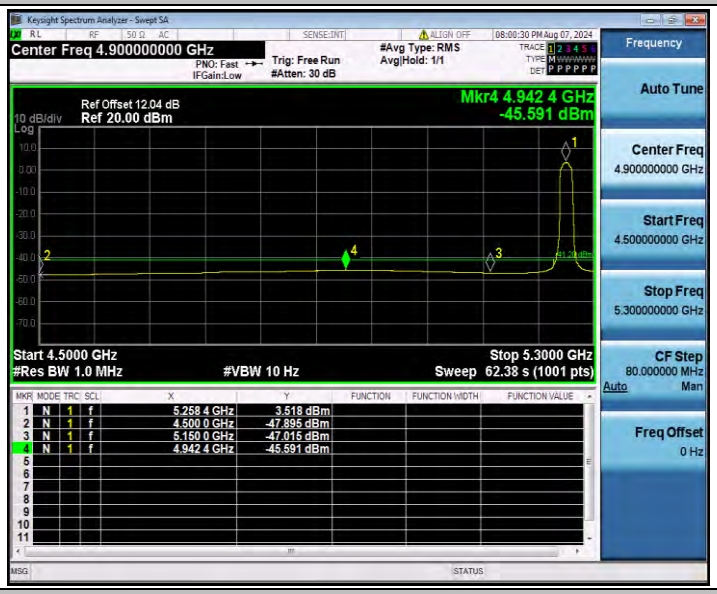

11A_Ant1_Low_5260_Peak

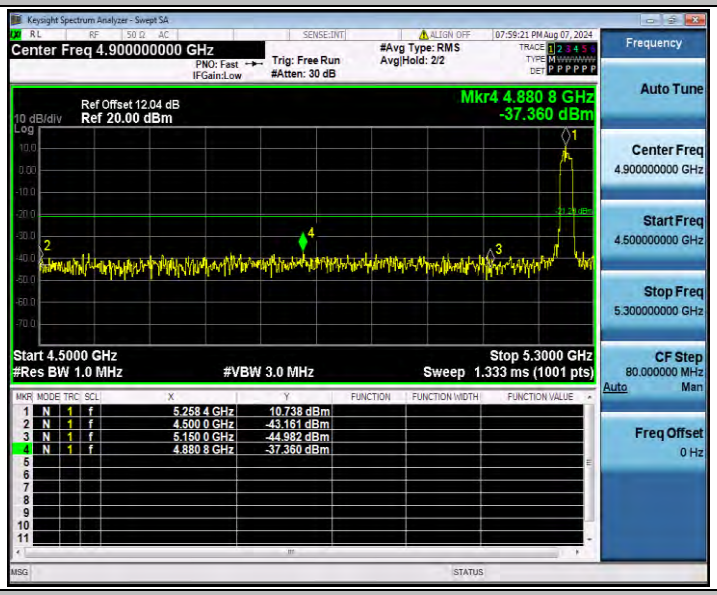

11A_Ant1_High_5320_AV

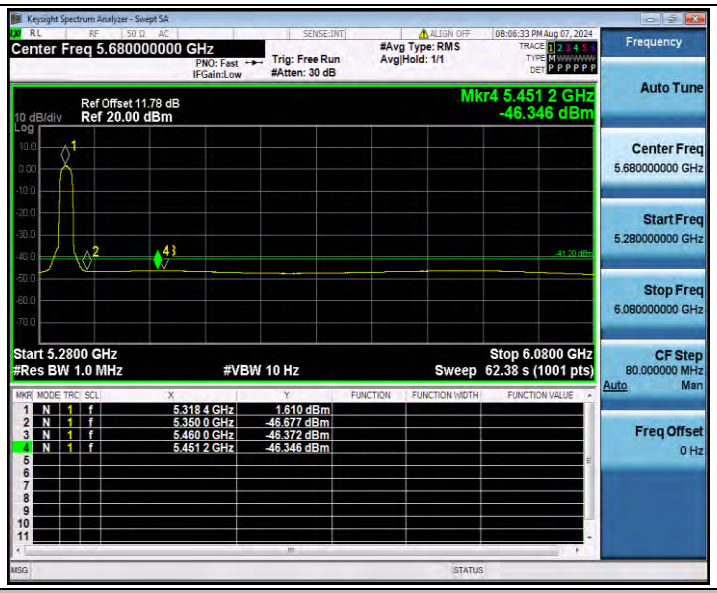

11A_Ant1_High_5320_Peak

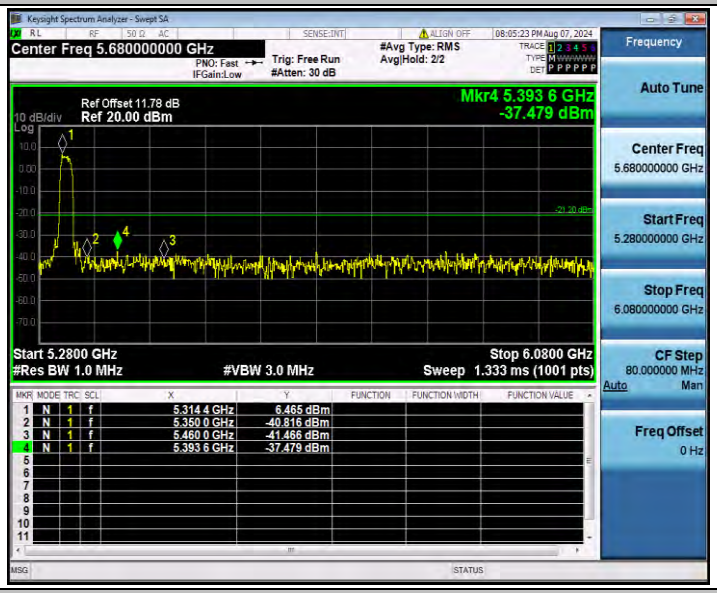

11N20SISO_Ant1_Low_5260_AV

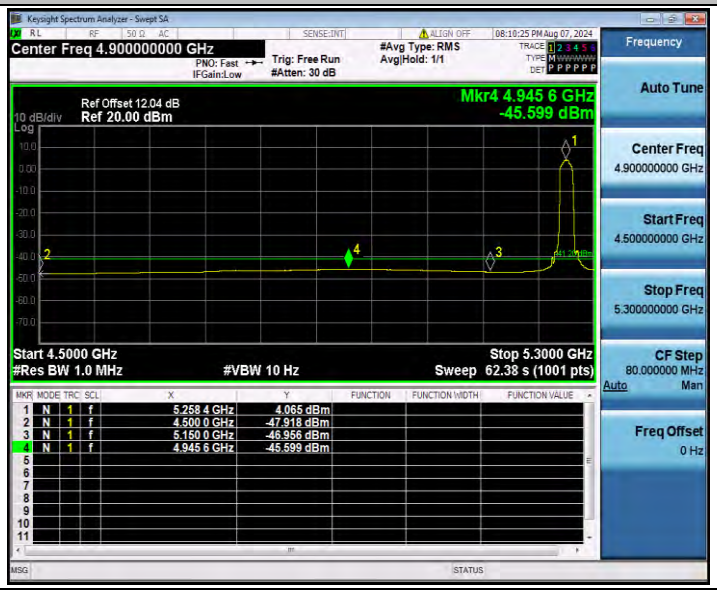

11N20SISO_Ant1_Low_5260_Peak

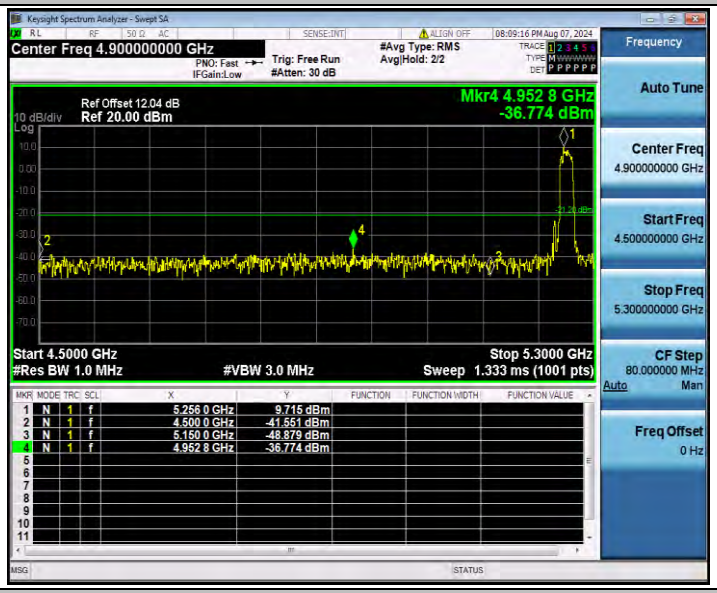

11N20SISO_Ant1_High_5320_AV

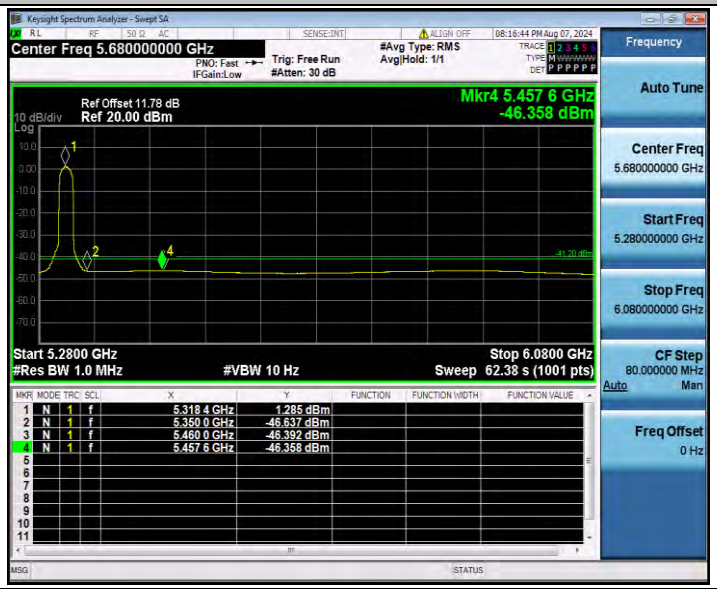

11N20SISO_Ant1_High_5320_Peak

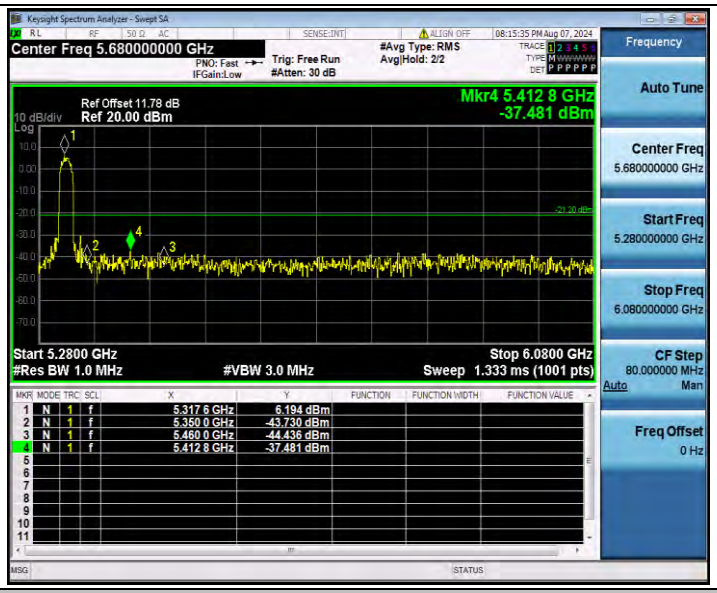

11N40SISO_Ant1_Low_5270_AV

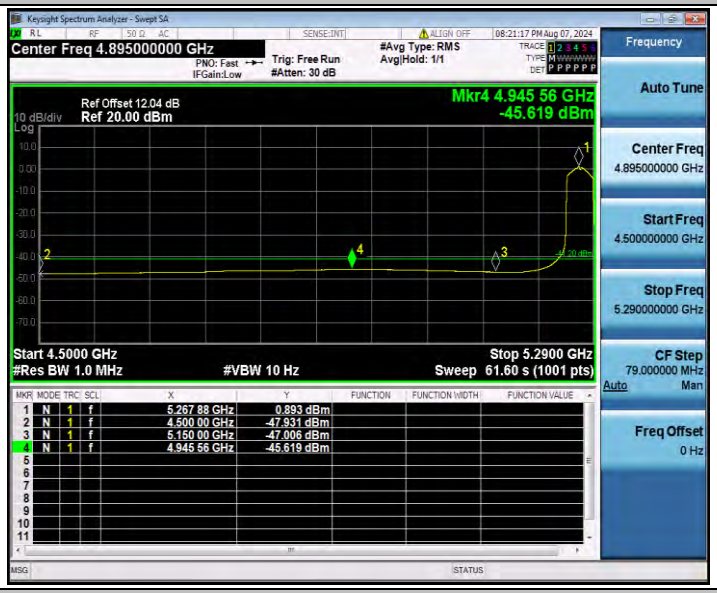

11N40SISO_Ant1_Low_5270_Peak

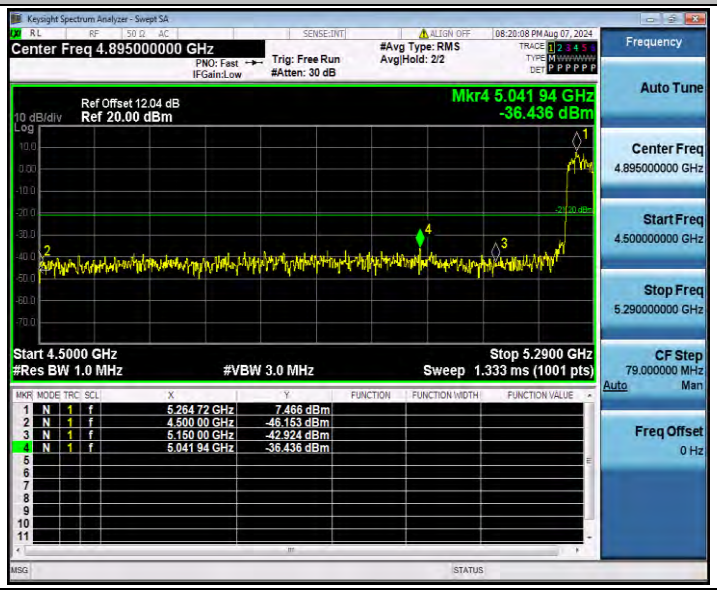

11N40SISO_Ant1_High_5310_Peak

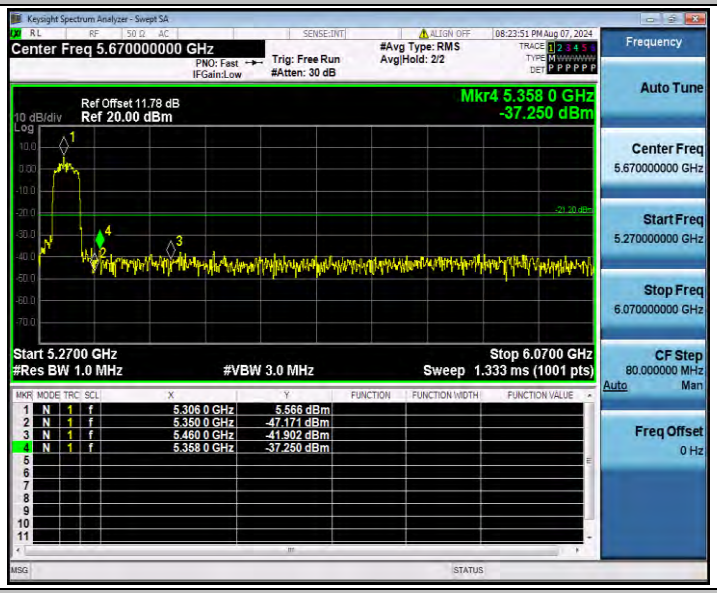

11AC20SISO_Ant1_Low_5260_AV

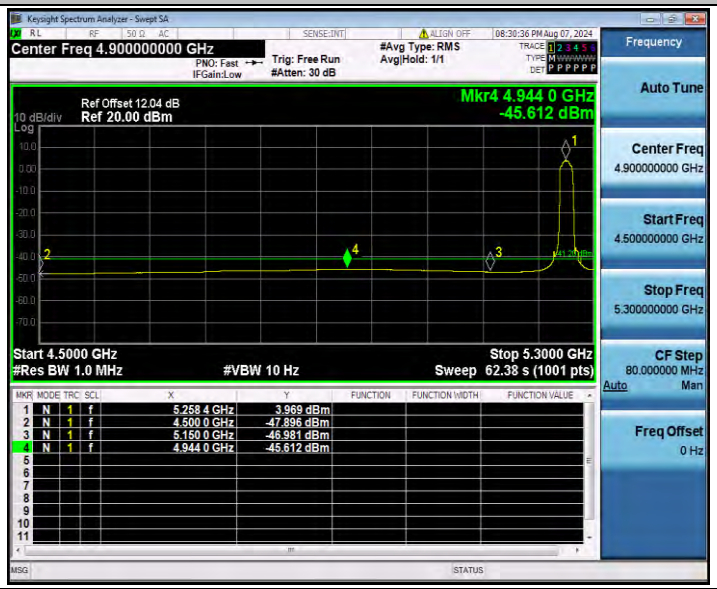

11AC20SISO_Ant1_Low_5260_Peak

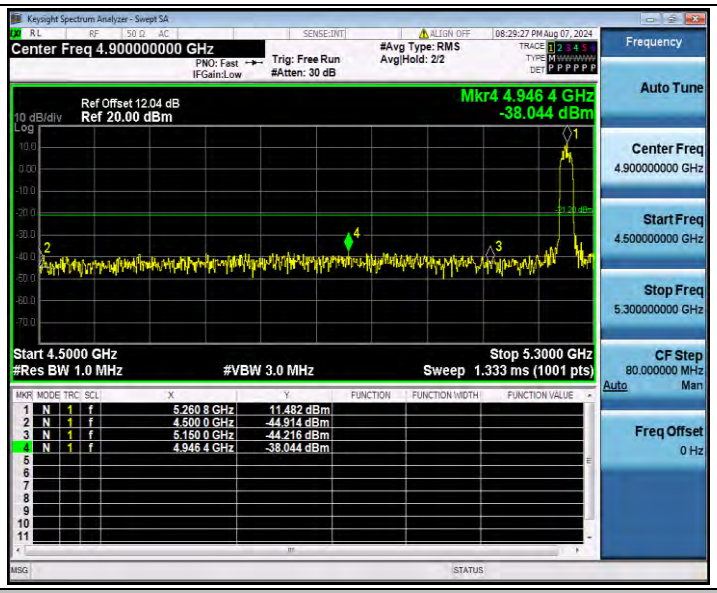

11AC20SISO_Ant1_High_5320_AV

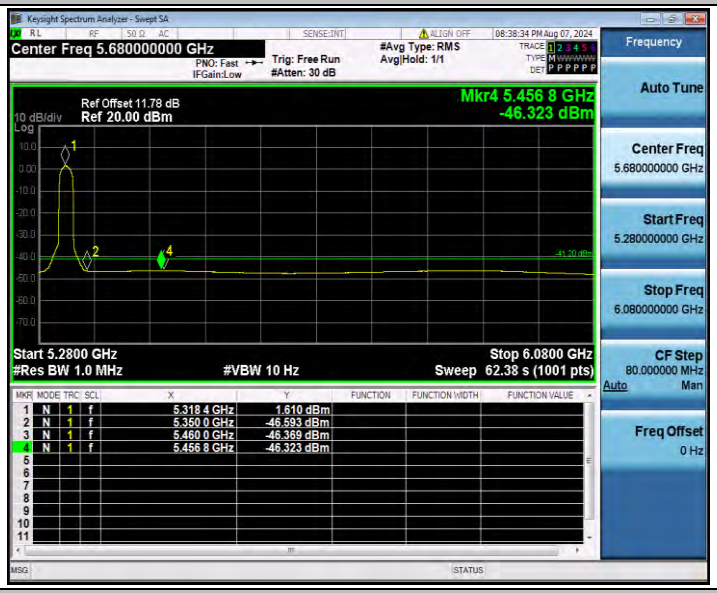

11AC20SISO_Ant1_High_5320_Peak

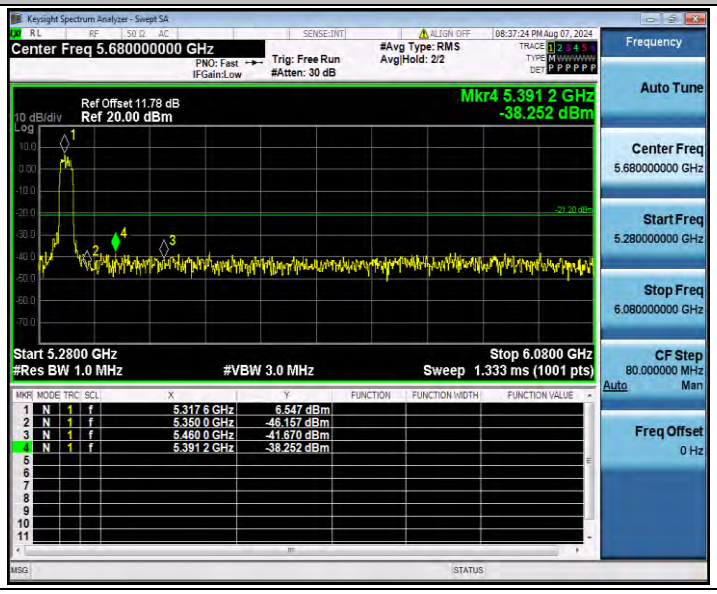

11AC40SISO_Ant1_Low_5270_AV

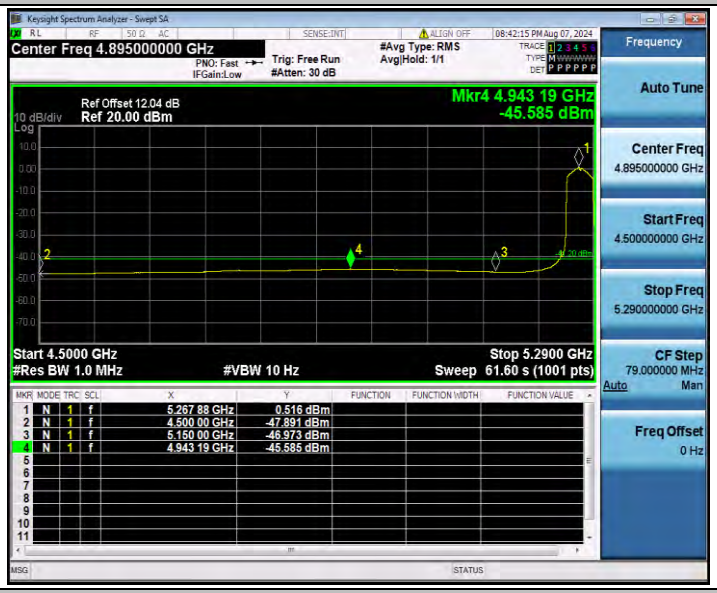

11AC40SISO_Ant1_Low_5270_Peak

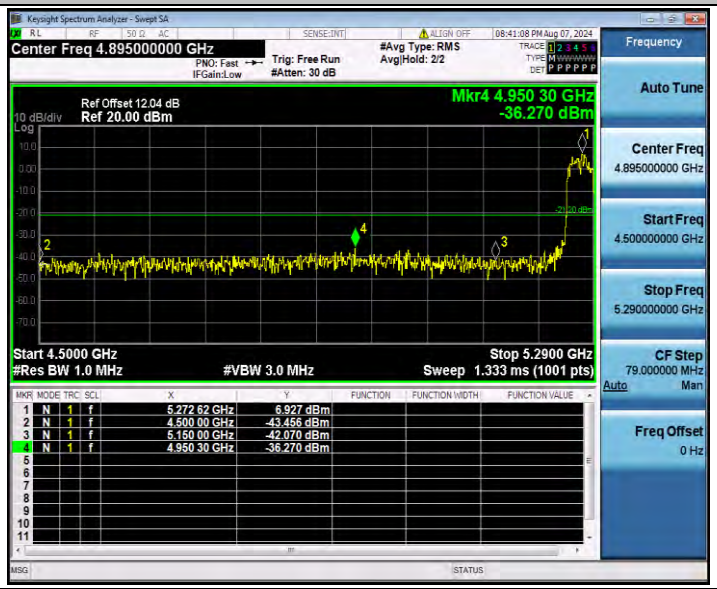

11AC40SISO_Ant1_High_5310_Peak

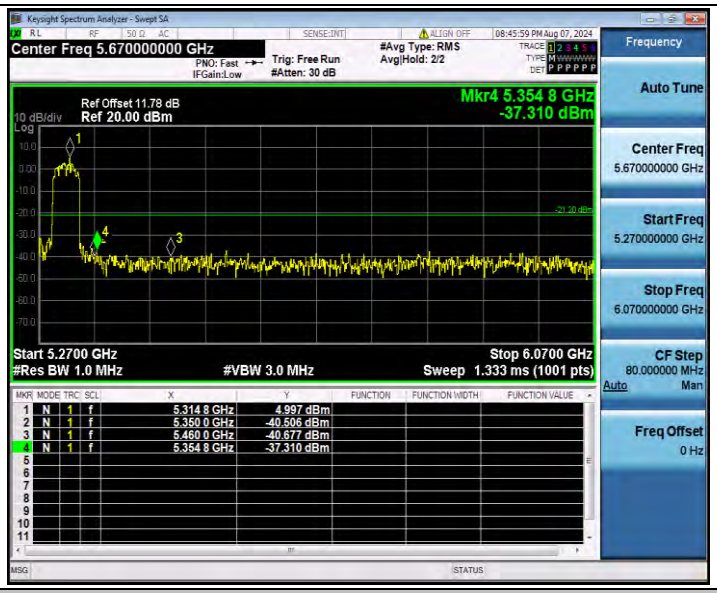

11AC80SISO_Ant1_Low_5290_AV

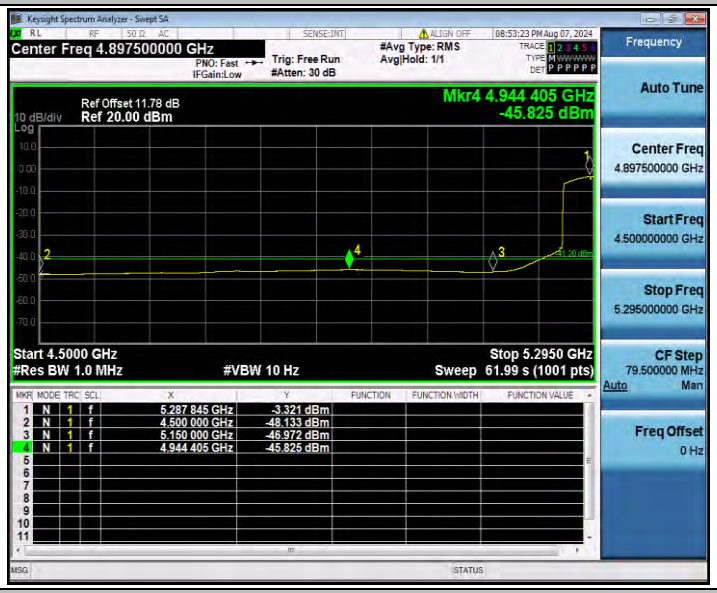

11AC80SISO_Ant1_Low_5290_Peak

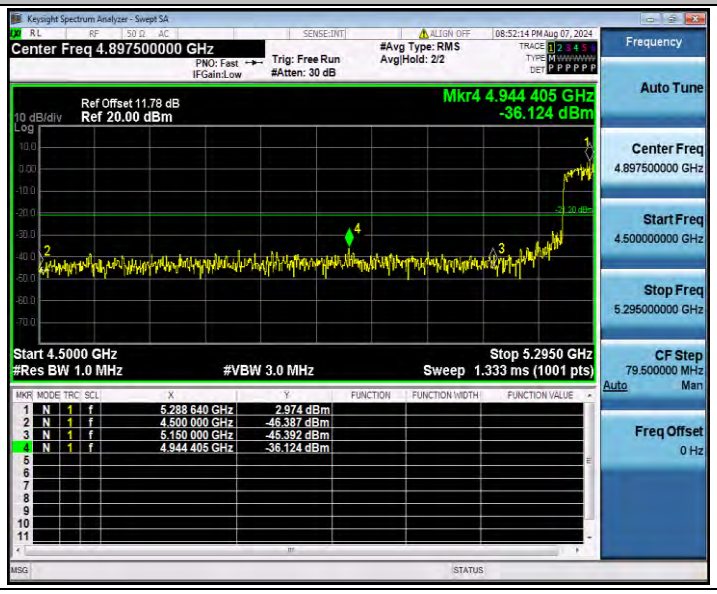

11AC80SISO_Ant1_High_5290_AV
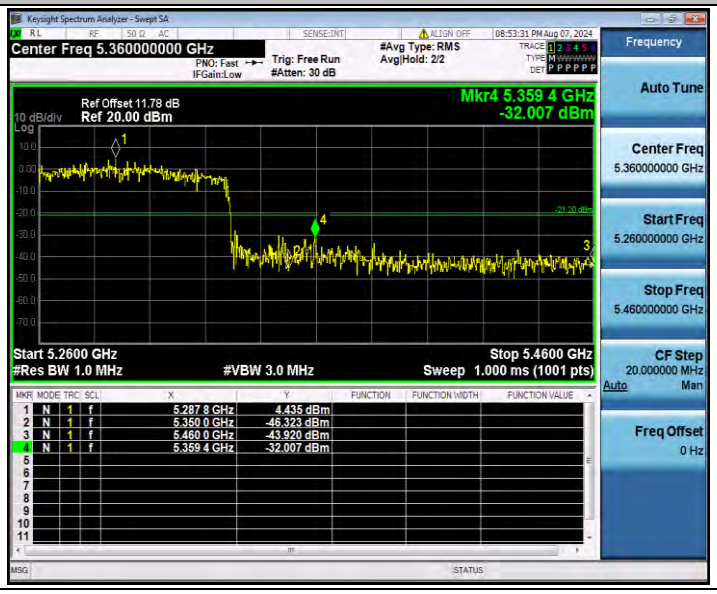
11AC80SISO_Ant1_High_5290_Peak