Case No. : CTA24071502204	
Ambient Condition: 23 ℃, 51 %RH	
According Standard: ■Part15E	
Test Date: 2024.8.7	**Test Engineer:** Lushan Kong

Appendix F.1: Emission Bandwidth

Test Result

TestMode	Antenna	Freq(MHz)	26db EBW [MHz]	FL[MHz]	FH[MHz]	Limit[MHz]	Verdict
11A	Ant1	5500	20.040	5489.960	5510.000	---	---
		5580	19.960	5569.920	5589.880	---	---
		5700	19.960	5689.880	5709.840	---	---
11N20SISO	Ant1	5500	20.320	5489.800	5510.120	---	---
		5580	20.280	5569.720	5590.000	---	---
		5700	20.720	5689.640	5710.360	---	---
11N40SISO	Ant1	5510	41.040	5489.680	5530.720	---	---
		5590	40.560	5569.600	5610.160	---	---
		5670	40.880	5649.440	5690.320	---	---
11AC20SISO	Ant1	5500	20.440	5489.720	5510.160	---	---
		5580	20.680	5569.640	5590.320	---	---
		5700	20.800	5689.680	5710.480	---	---
11AC40SISO	Ant1	5510	40.640	5489.680	5530.320	---	---
		5590	40.640	5569.440	5610.080	---	---
		5670	40.400	5649.680	5690.080	---	---
11AC80SISO	Ant1	5530	80.320	5490.000	5570.320	---	---
		5610	81.120	5569.040	5650.160	---	---

Test Graphs

11A_Ant1_5500

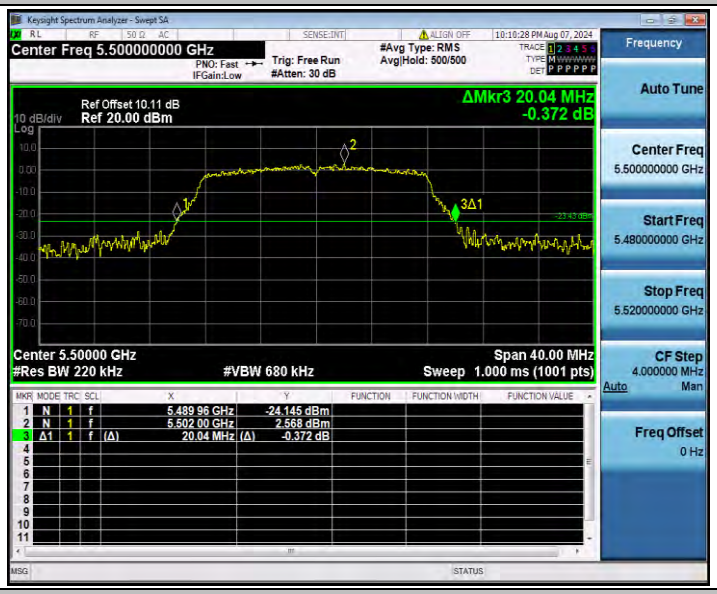

11A_Ant1_5580

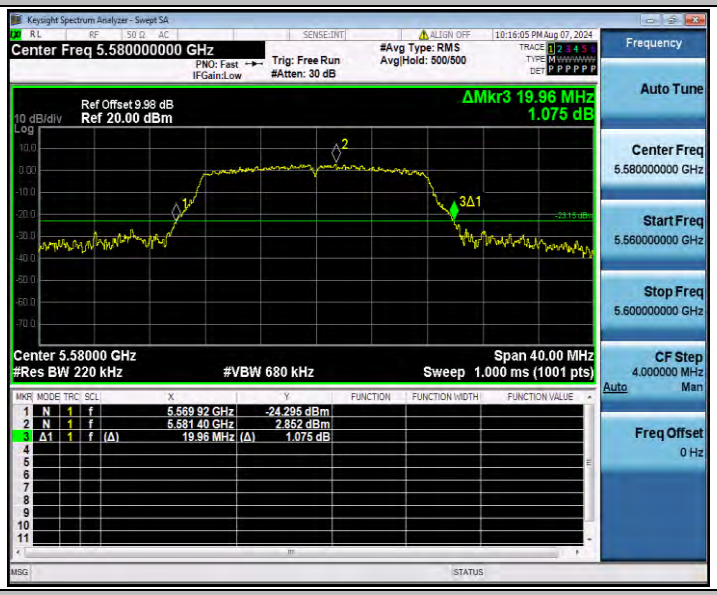

11A_Ant1_5700

11N20SISO_Ant1_5500

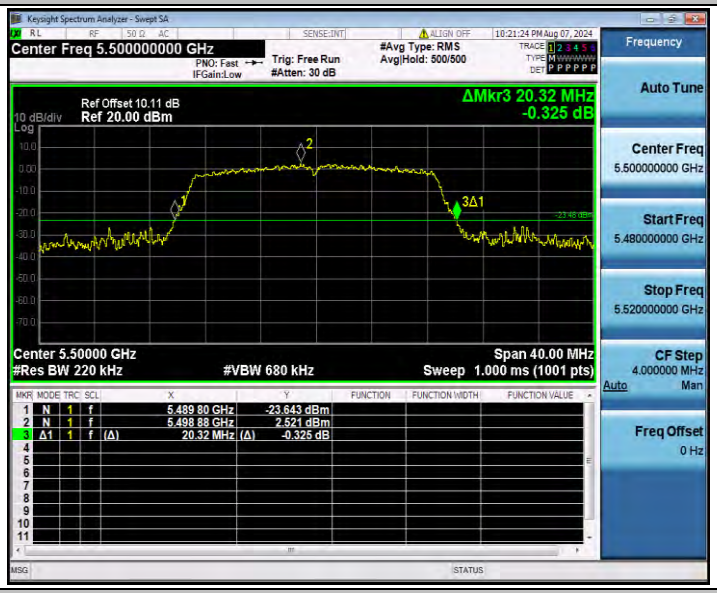

11N20SISO_Ant1_5580

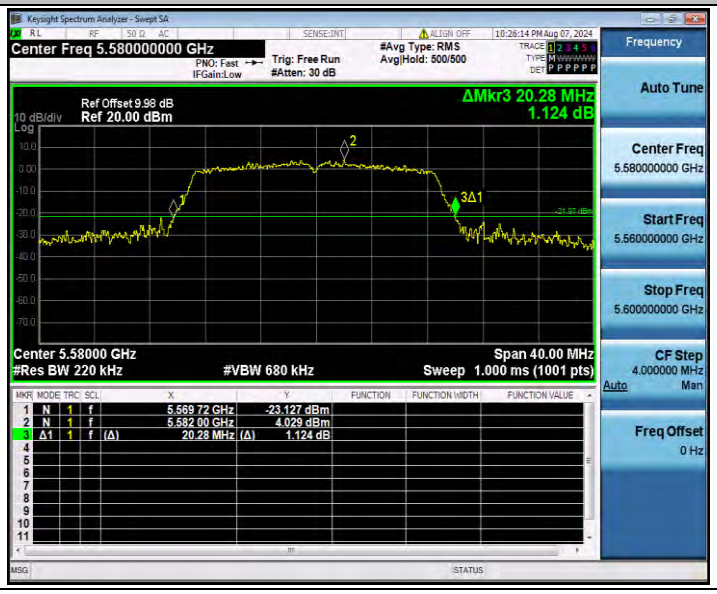

11N20SISO_Ant1_5700

11N40SISO_Ant1_5510
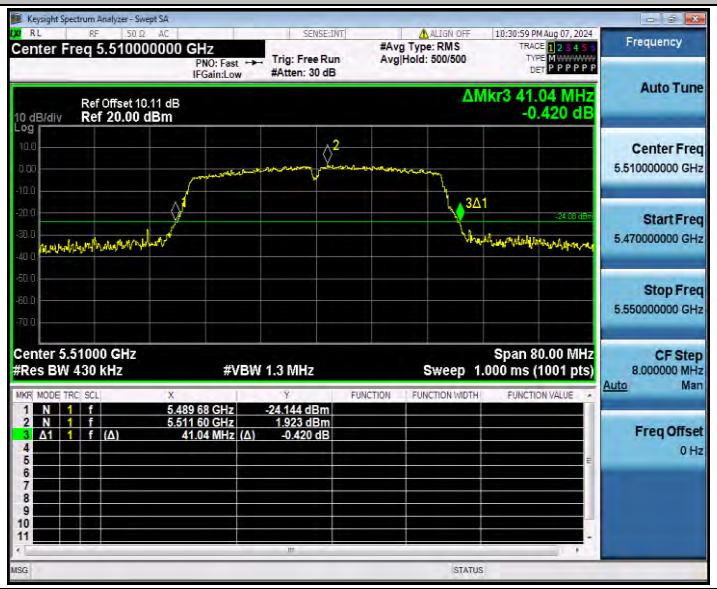

11N40SISO_Ant1_5590

11N40SISO_Ant1_5670

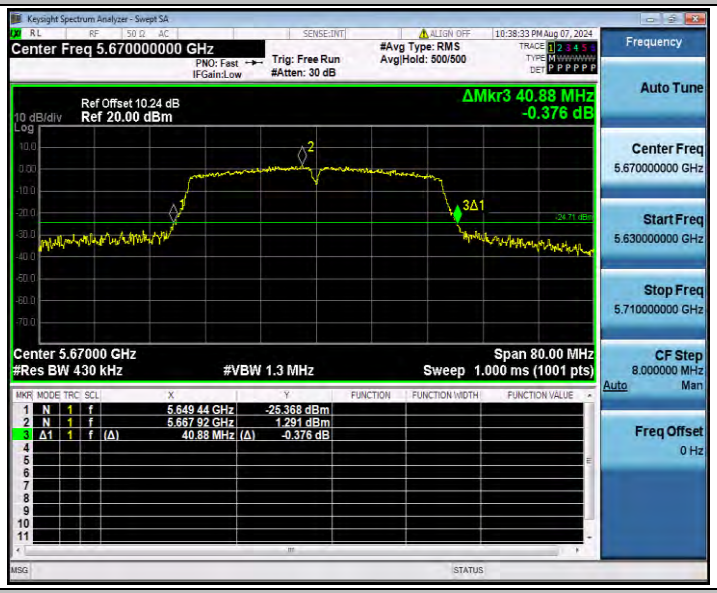

11AC20SISO_Ant1_5500

11AC20SISO_Ant1_5580

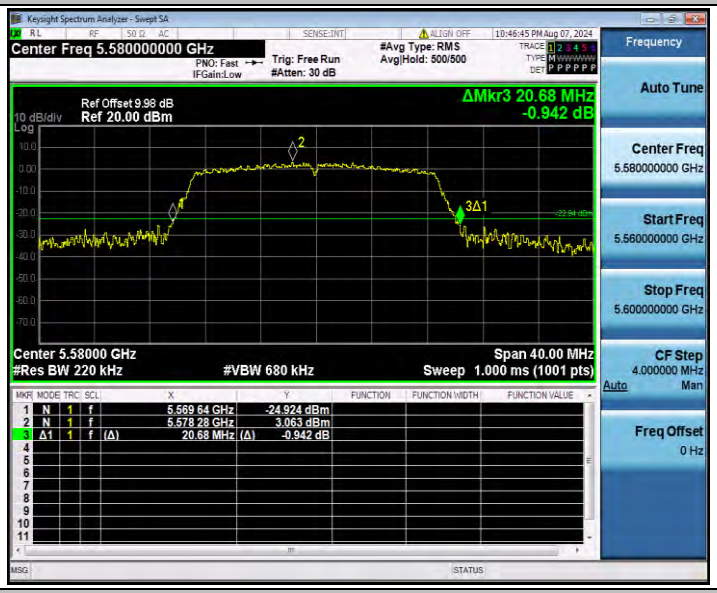

11AC20SISO_Ant1_5700

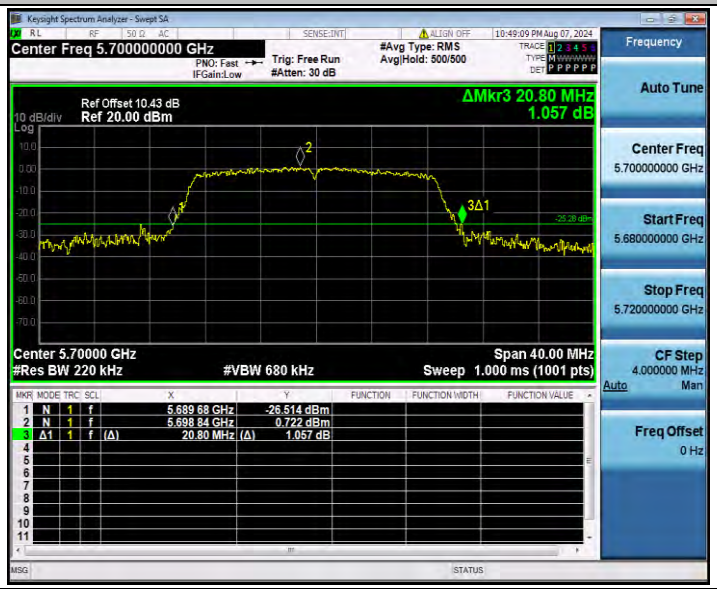

11AC40SISO_Ant1_5510

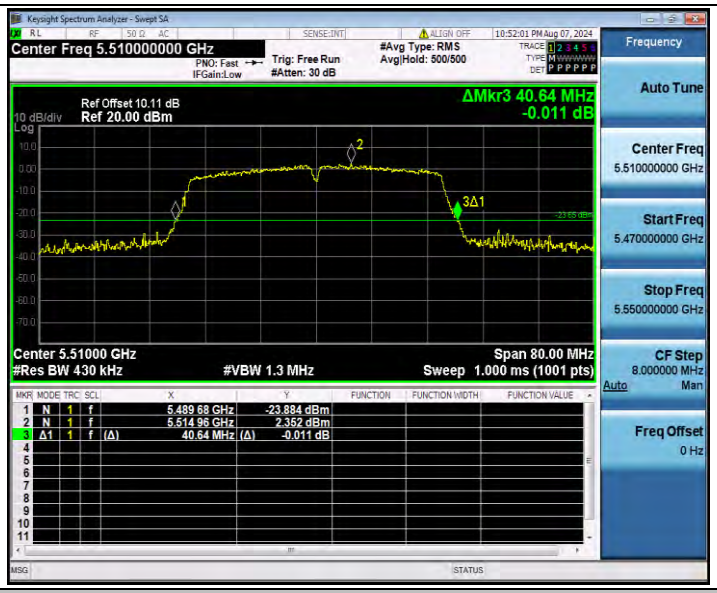

11AC40SISO_Ant1_5590

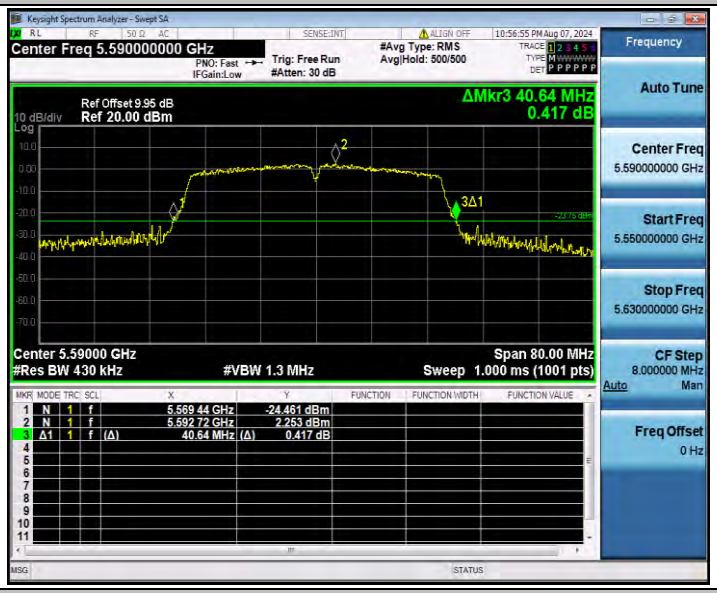

11AC40SISO_Ant1_5670

11AC80SISO_Ant1_5530
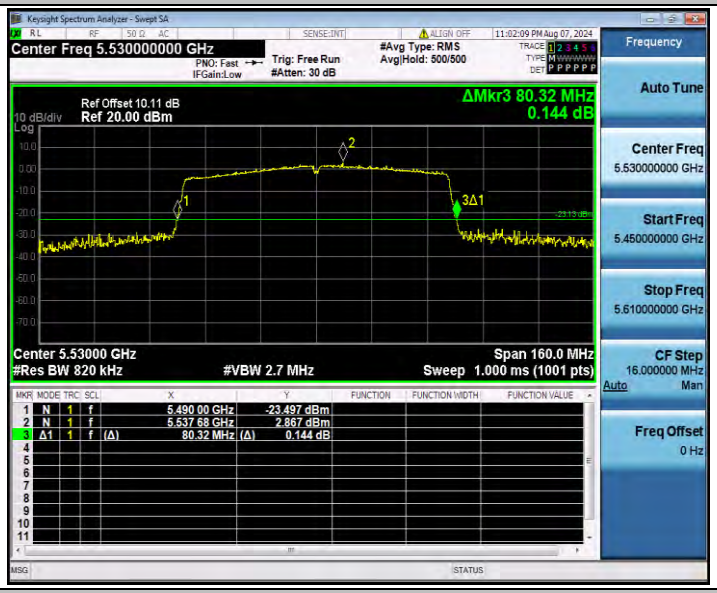

11AC80SISO_Ant1_5610

Appendix F.2: Occupied channel bandwidth

Test Result

TestMode	Antenna	Freq(MHz)	OCB [MHz]	FL[MHz]	FH[MHz]	Limit[MHz]	Verdict
11A	Ant1	5500	16.923	5491.4946	5508.4176	---	---
		5580	16.958	5571.4121	5588.3701	---	---
		5700	16.992	5691.3688	5708.3608	---	---
11N20SISO	Ant1	5500	17.868	5490.9884	5508.8564	---	---
		5580	17.957	5570.9206	5588.8776	---	---
		5700	17.883	5690.9315	5708.8145	---	---
11N40SISO	Ant1	5510	36.321	5491.8999	5528.2209	---	---
		5590	36.261	5571.7327	5607.9937	---	---
		5670	36.353	5651.6531	5688.0061	---	---
11AC20SISO	Ant1	5500	17.861	5490.9958	5508.8568	---	---
		5580	17.887	5570.9209	5588.8079	---	---
		5700	17.924	5690.9113	5708.8353	---	---
11AC40SISO	Ant1	5510	36.367	5491.8296	5528.1966	---	---
		5590	36.357	5571.6733	5608.0303	---	---
		5670	36.386	5651.6415	5688.0275	---	---
11AC80SISO	Ant1	5530	74.977	5492.6829	5567.6599	---	---
		5610	75.210	5572.0482	5647.2582	---	---

Test Graphs

11A_Ant1_5500

11A_Ant1_5580

11A_Ant1_5700

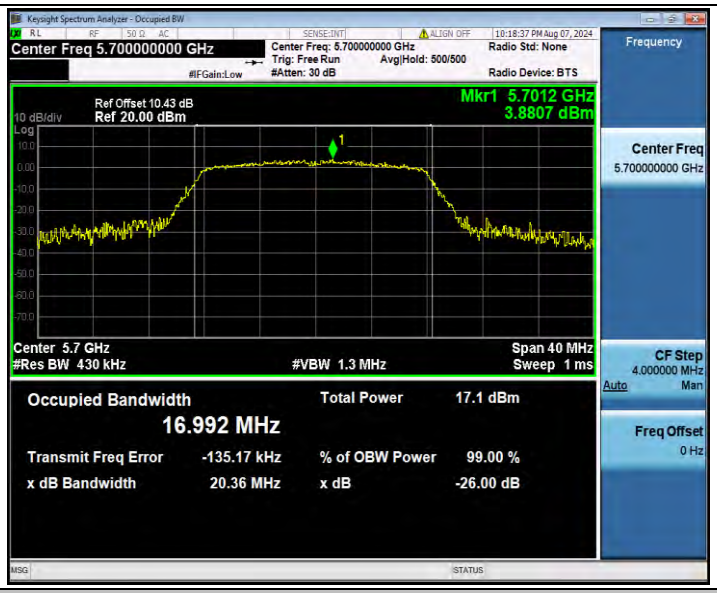

11N20SISO_Ant1_5500

11N20SISO_Ant1_5580

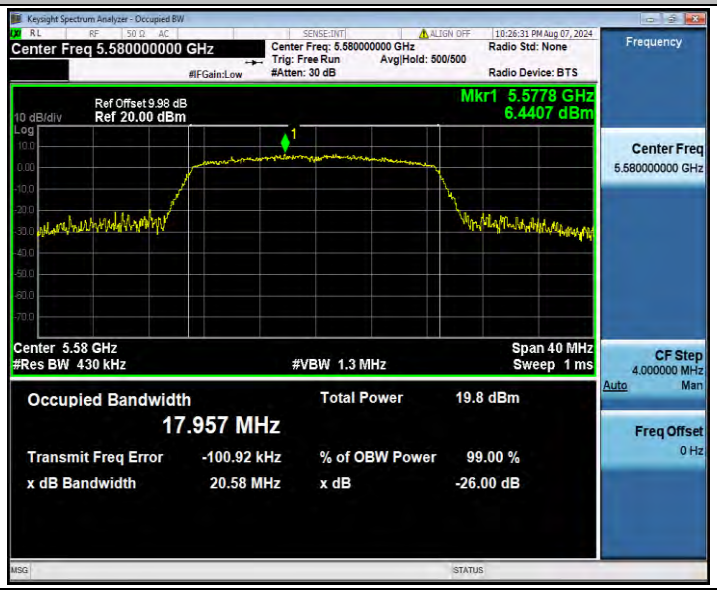

11N20SISO_Ant1_5700

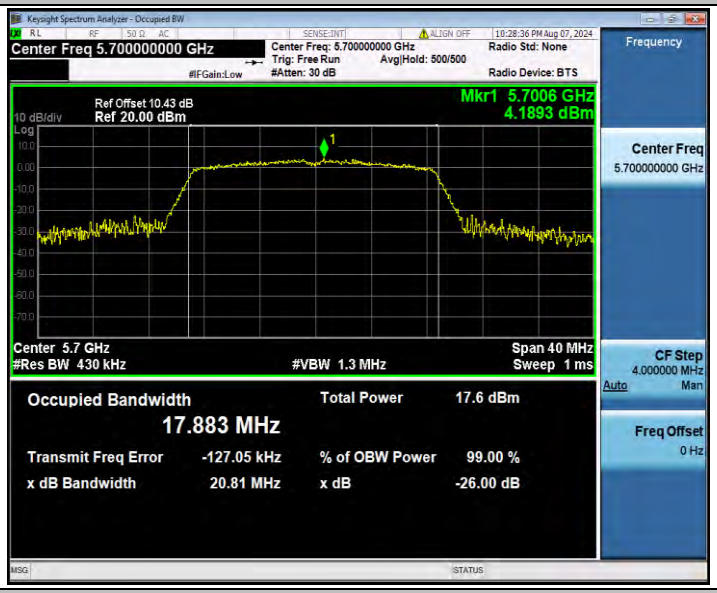

11N40SISO_Ant1_5510

11N40SISO_Ant1_5590

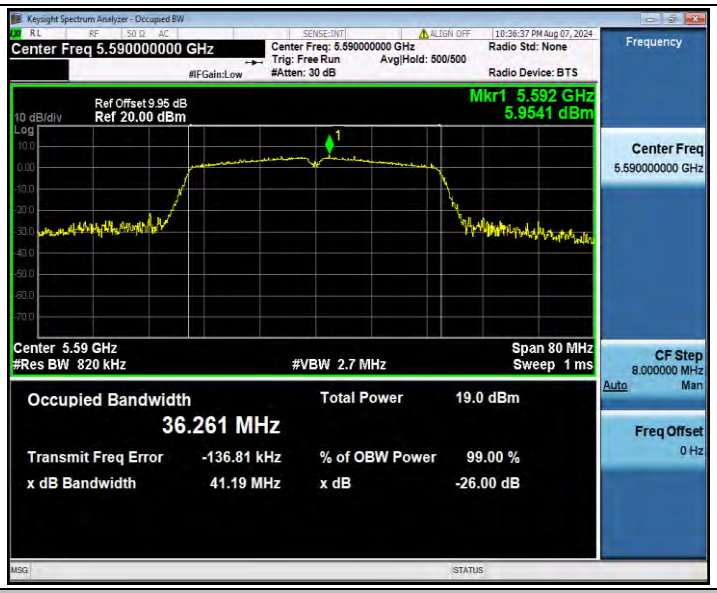

11N40SISO_Ant1_5670

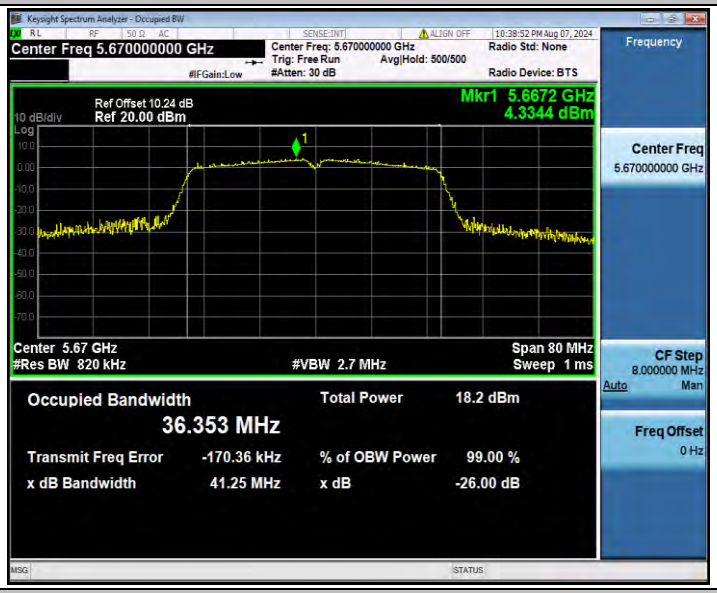

11AC20SISO_Ant1_5500

11AC20SISO_Ant1_5580

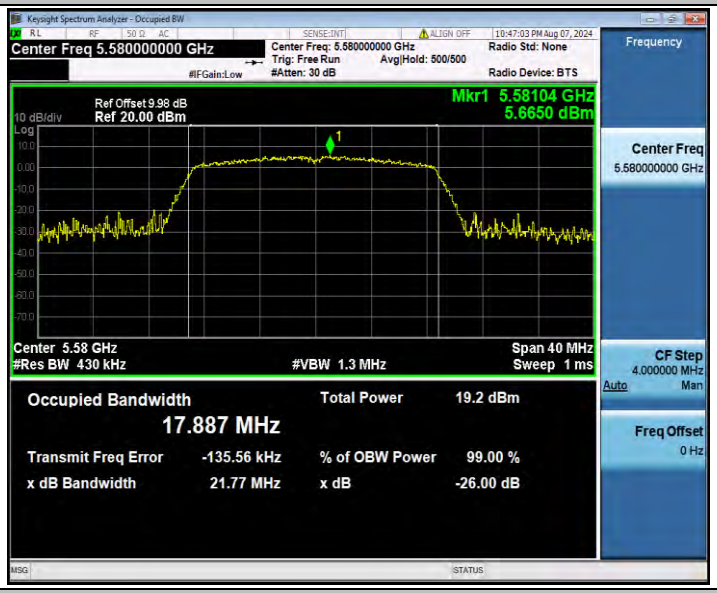

11AC20SISO_Ant1_5700

11AC40SISO_Ant1_5510

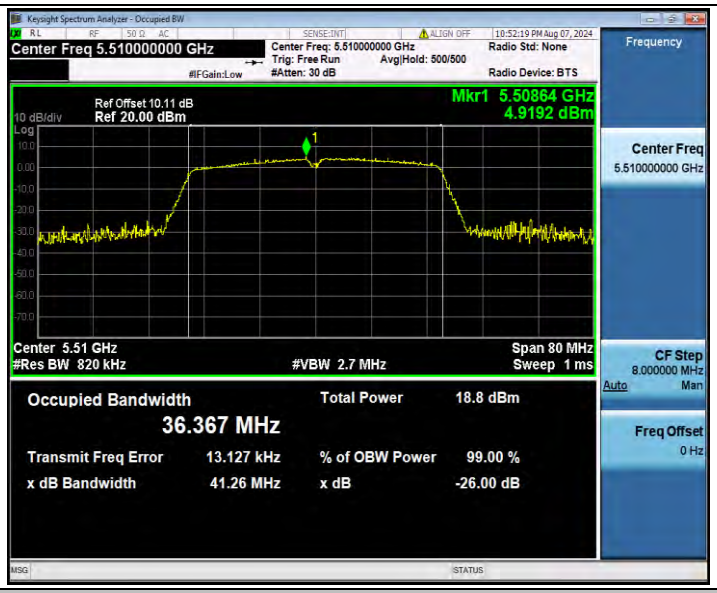

11AC40SISO_Ant1_5590

11AC40SISO_Ant1_5670

11AC80SISO_Ant1_5530
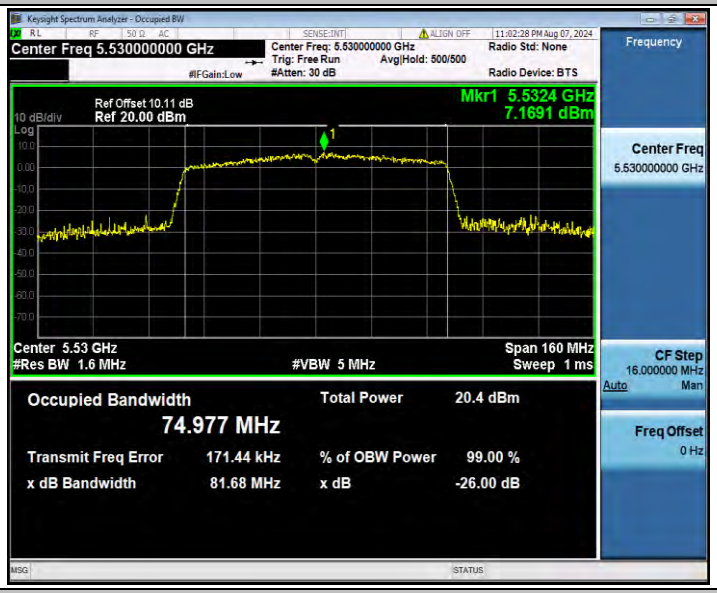

11AC80SISO_Ant1_5610

Appendix F.3: Duty Cycle

Test Result

TestMode	Antenna	Freq(MHz)	Transmission Duration [ms]	Transmission Period [ms]	Duty Cycle [%]	Duty Cycle Factor[dB]	1/T Factor[KHz]
11A	Ant1	5500	30.00	30.00	100.00	0.00	0.03
		5580	30.00	30.00	100.00	0.00	0.03
		5700	30.00	30.00	100.00	0.00	0.03
11N20SISO	Ant1	5500	30.00	30.00	100.00	0.00	0.03
		5580	30.00	30.00	100.00	0.00	0.03
		5700	30.00	30.00	100.00	0.00	0.03
11N40SISO	Ant1	5510	30.00	30.00	100.00	0.00	0.03
		5590	30.00	30.00	100.00	0.00	0.03
		5670	30.00	30.00	100.00	0.00	0.03
11AC20SISO	Ant1	5500	30.00	30.00	100.00	0.00	0.03
		5580	30.00	30.00	100.00	0.00	0.03
		5700	30.00	30.00	100.00	0.00	0.03
11AC40SISO	Ant1	5510	30.00	30.00	100.00	0.00	0.03
		5590	30.00	30.00	100.00	0.00	0.03
		5670	30.00	30.00	100.00	0.00	0.03
11AC80SISO	Ant1	5530	30.00	30.00	100.00	0.00	0.03
		5610	30.00	30.00	100.00	0.00	0.03

Test Graphs

11A_Ant1_5500
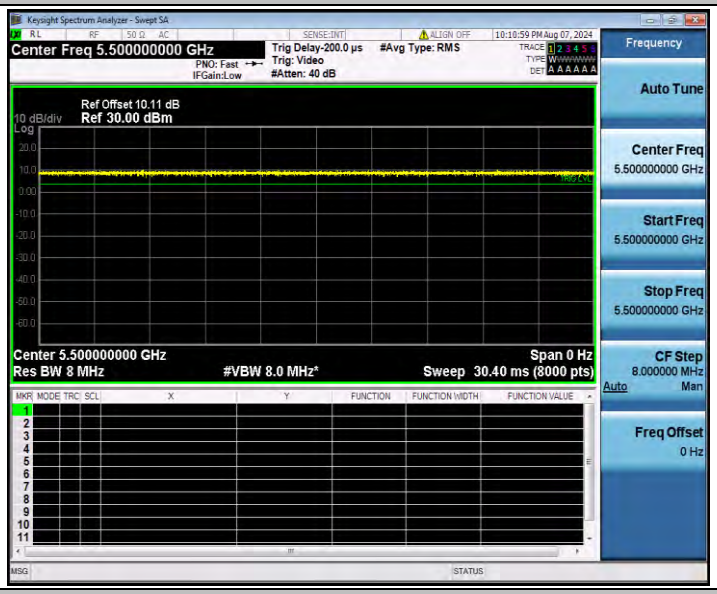
11A_Ant1_5580
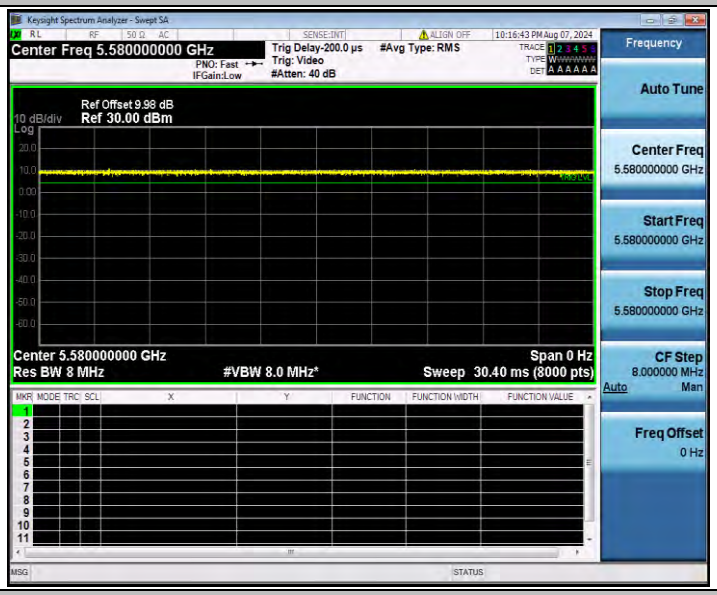
11A_Ant1_5700

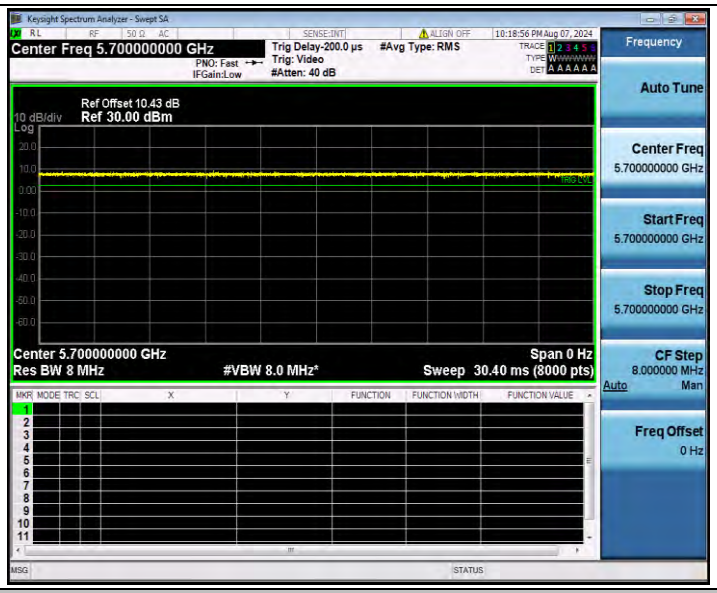

11N20SISO_Ant1_5500

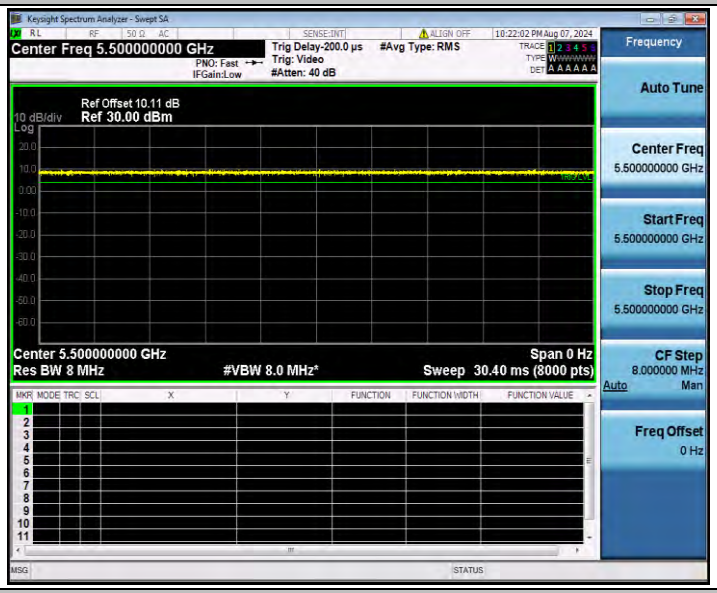

11N20SISO_Ant1_5580

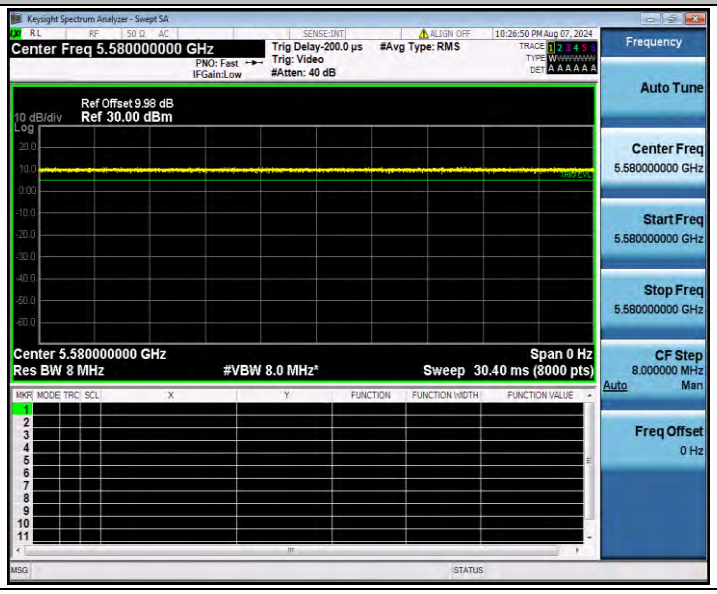

11N20SISO_Ant1_5700
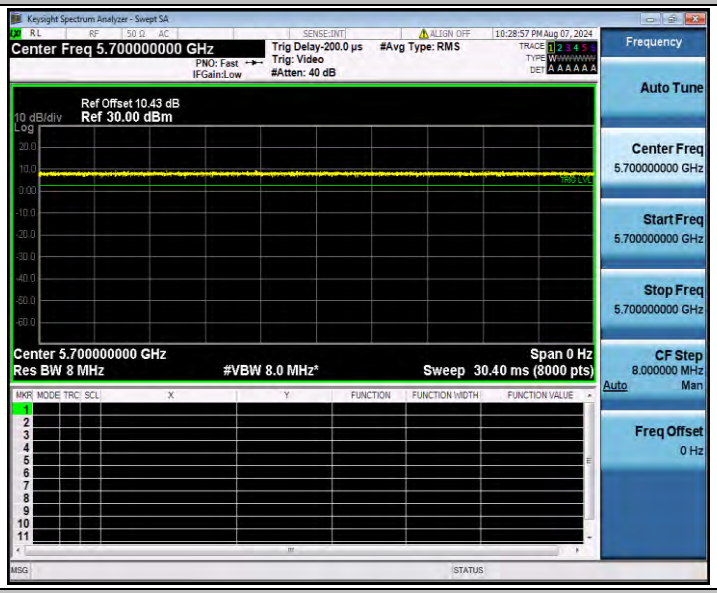
11N40SISO_Ant1_5510
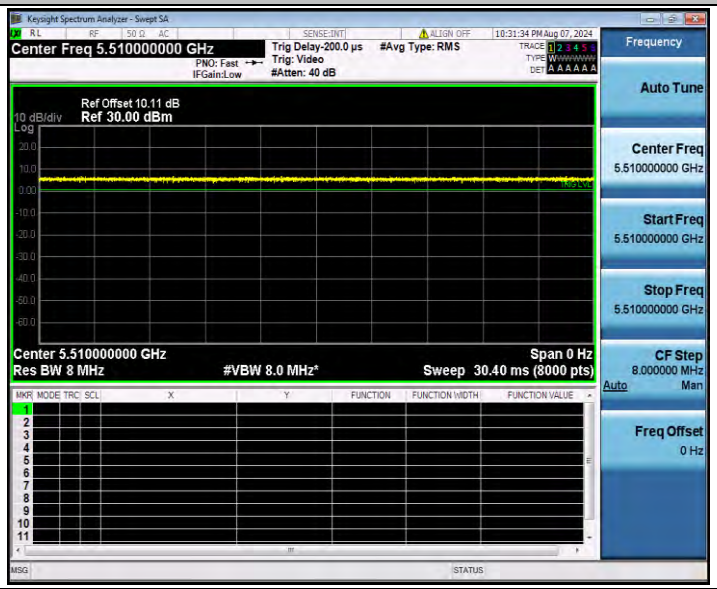
11N40SISO_Ant1_5590

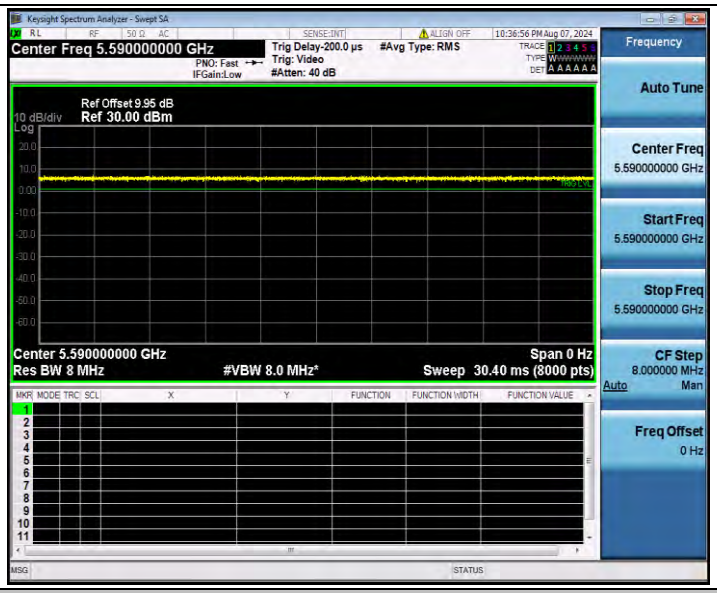

11N40SISO_Ant1_5670

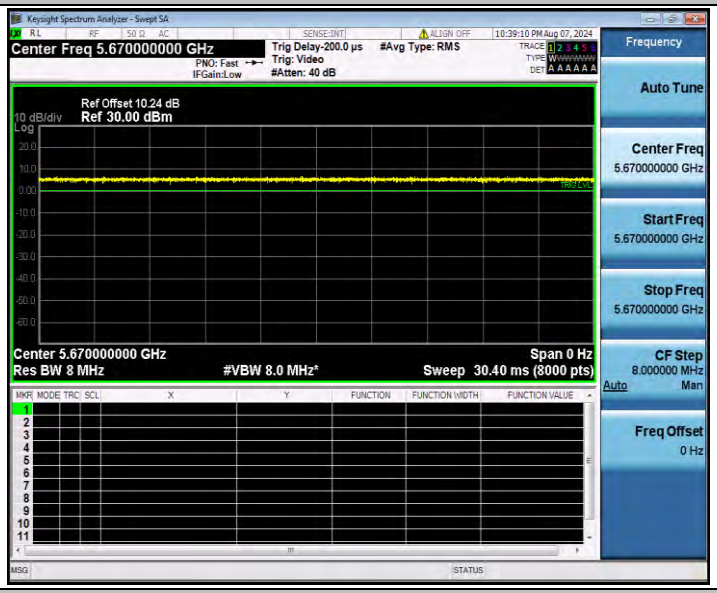

11AC20SISO_Ant1_5500

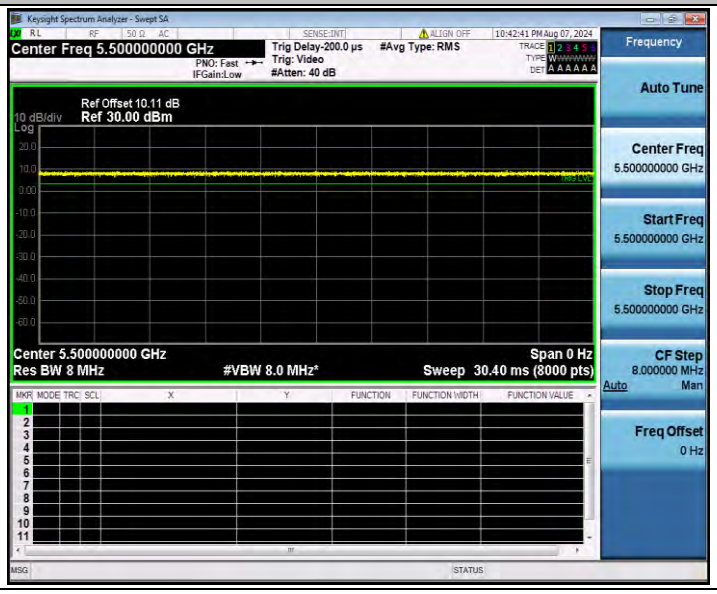

11AC20SISO_Ant1_5580

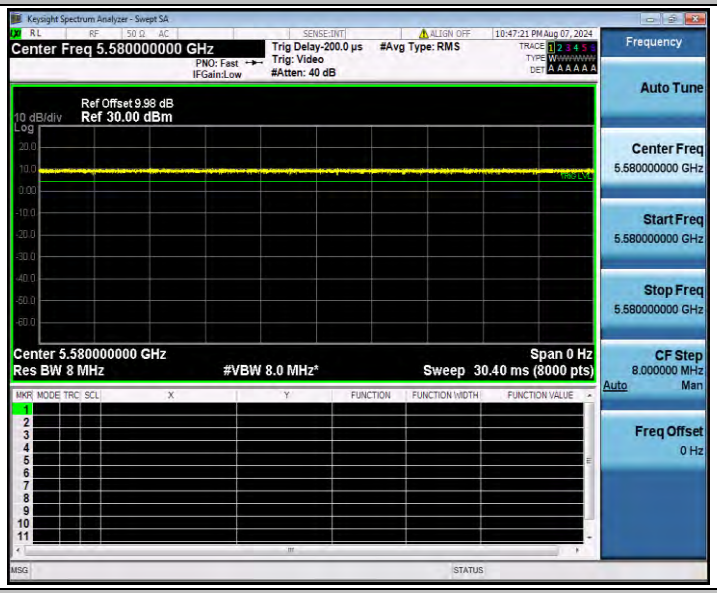

11AC20SISO_Ant1_5700

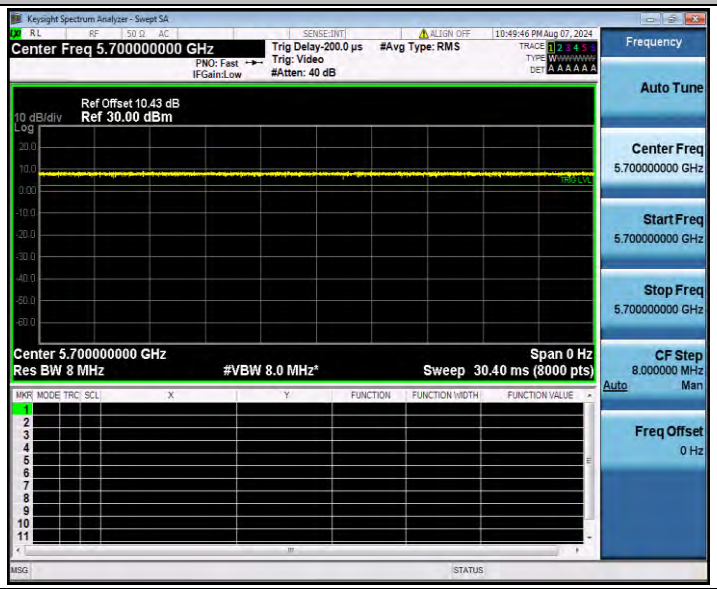

11AC40SISO_Ant1_5510

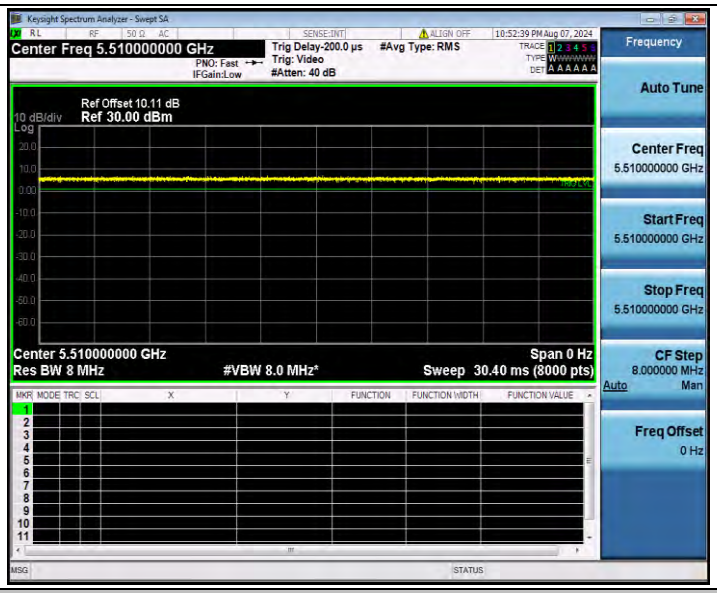

11AC40SISO_Ant1_5590

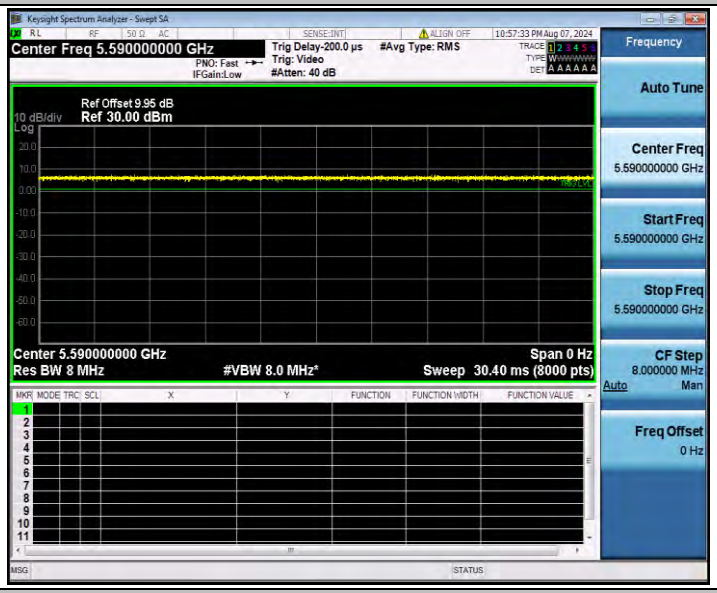

11AC40SISO_Ant1_5670

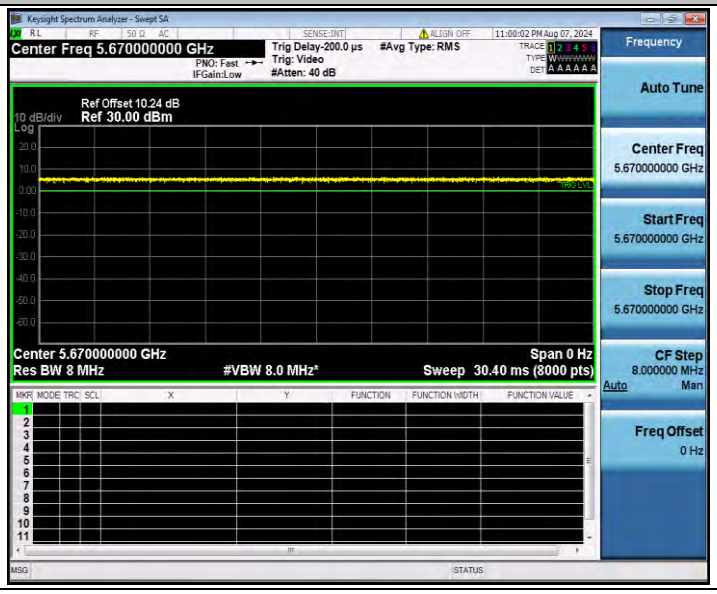

11AC80SISO_Ant1_5530
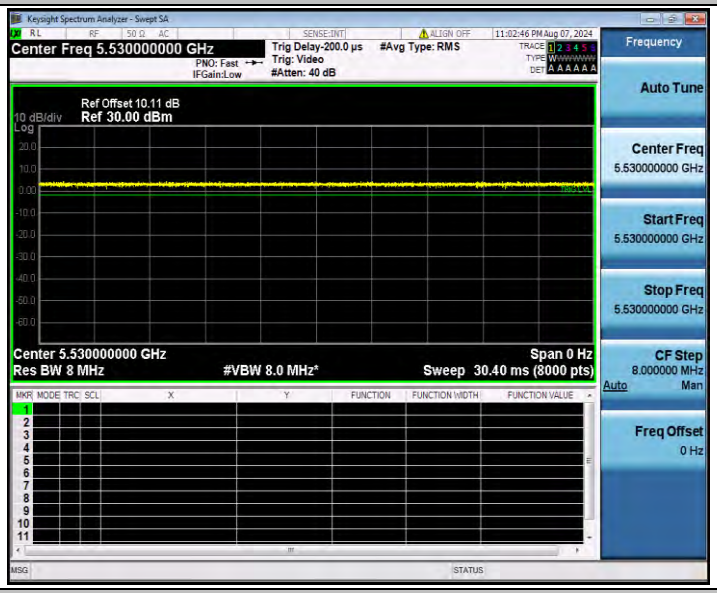

11AC80SISO_Ant1_5610
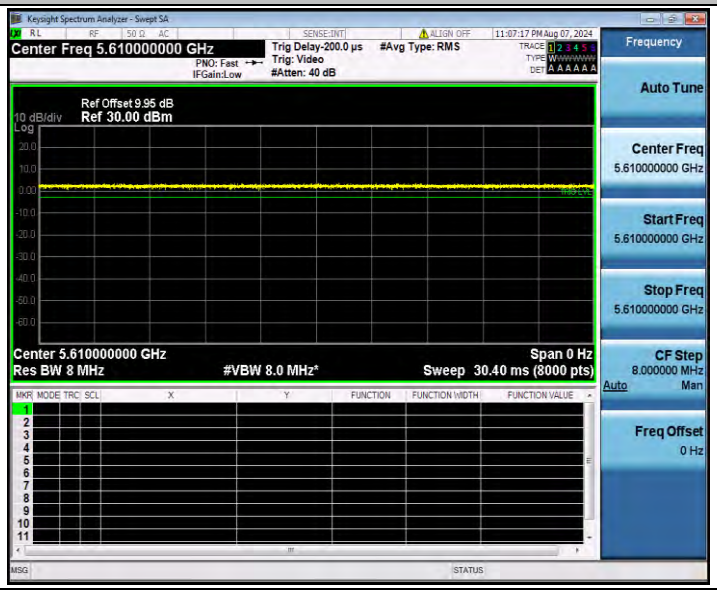

Appendix F.4: Maximum conducted output power

Test Result Channel Power

Test Mode	Antenna	Freq(MHz)	Channel Powert [dBm]	Duty Cycle [%]	DC Factor [dBm]	Result [dBm]	Limit [dBm]	Verdict
11A	Ant1	5500	11.76	100.00	0.00	11.76	≤23.98	PASS
		5580	12.09	100.00	0.00	12.09	≤23.98	PASS
		5700	10.34	100.00	0.00	10.34	≤23.98	PASS
11N20SISO	Ant1	5500	11.68	100.00	0.00	11.68	≤23.98	PASS
		5580	12.87	100.00	0.00	12.87	≤23.98	PASS
		5700	10.84	100.00	0.00	10.84	≤23.98	PASS
11N40SISO	Ant1	5510	11.26	100.00	0.00	11.26	≤23.98	PASS
		5590	11.56	100.00	0.00	11.56	≤23.98	PASS
		5670	10.85	100.00	0.00	10.85	≤23.98	PASS
11AC20SISO	Ant1	5500	11.14	100.00	0.00	11.14	≤23.98	PASS
		5580	12.38	100.00	0.00	12.38	≤23.98	PASS
		5700	10.70	100.00	0.00	10.70	≤23.98	PASS
11AC40SISO	Ant1	5510	11.37	100.00	0.00	11.37	≤23.98	PASS
		5590	11.78	100.00	0.00	11.78	≤23.98	PASS
		5670	10.88	100.00	0.00	10.88	≤23.98	PASS
11AC80SISO	Ant1	5530	11.36	100.00	0.00	11.36	≤23.98	PASS
		5610	10.68	100.00	0.00	10.68	≤23.98	PASS

Appendix F.5: Maximum power spectral density

Test Result

TestMode	Antenna	Freq(MHz)	Result [dBm/MHz]	Limit[dBm/MHz]	Verdict
11A	Ant1	5500	0.78	≤11.00	PASS
		5580	1.23	≤11.00	PASS
		5700	-0.46	≤11.00	PASS
11N20SISO	Ant1	5500	0.61	≤11.00	PASS
		5580	1.80	≤11.00	PASS
		5700	-0.24	≤11.00	PASS
11N40SISO	Ant1	5510	-2.28	≤11.00	PASS
		5590	-1.84	≤11.00	PASS
		5670	-2.76	≤11.00	PASS
11AC20SISO	Ant1	5500	0.01	≤11.00	PASS
		5580	1.28	≤11.00	PASS
		5700	-0.23	≤11.00	PASS
11AC40SISO	Ant1	5510	-2.20	≤11.00	PASS
		5590	-1.70	≤11.00	PASS
		5670	-2.70	≤11.00	PASS
11AC80SISO	Ant1	5530	-4.63	≤11.00	PASS
		5610	-5.49	≤11.00	PASS

Note：1.The Result and Limit Unit is dBm/500 kHz in the band 5.725–5.85 GHz.
2.The Duty Cycle Factor and RBW Factor is compensated in the graph.

Test Graphs

11A_Ant1_5500

11A_Ant1_5580

11A_Ant1_5700

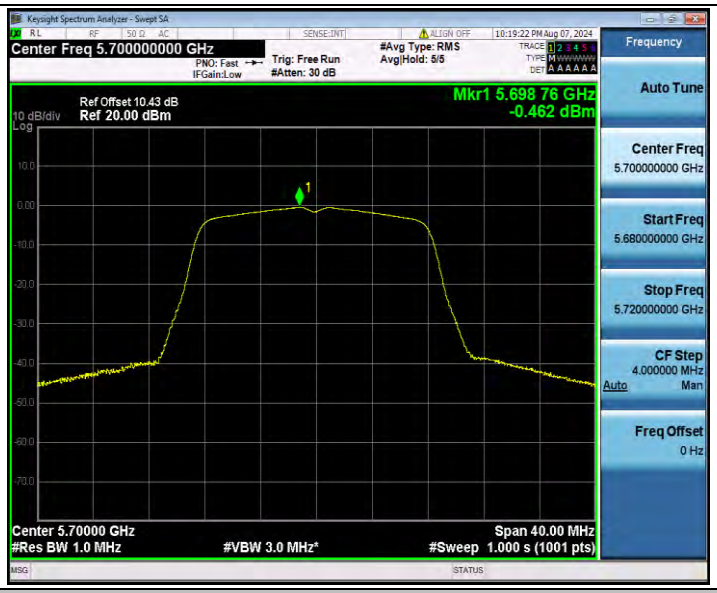

11N20SISO_Ant1_5500

11N20SISO_Ant1_5580

11N20SISO_Ant1_5700

11N40SISO_Ant1_5510

11N40SISO_Ant1_5590

11N40SISO_Ant1_5670

11AC20SISO_Ant1_5500

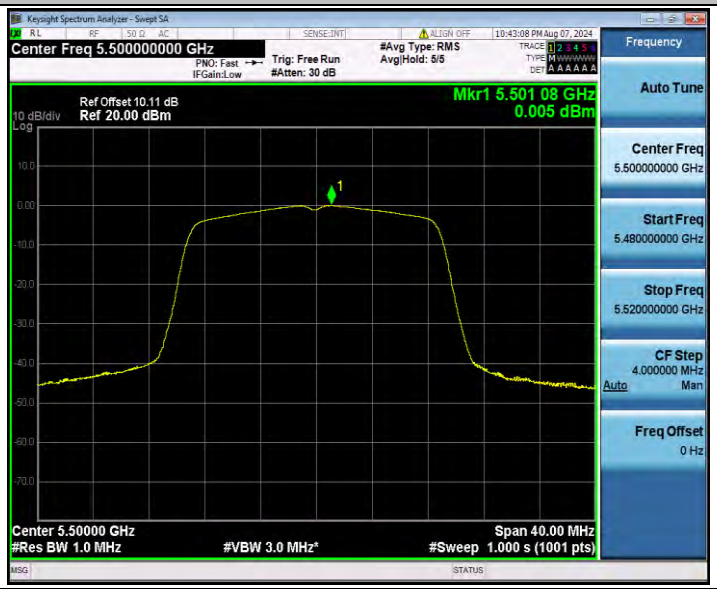

11AC20SISO_Ant1_5580
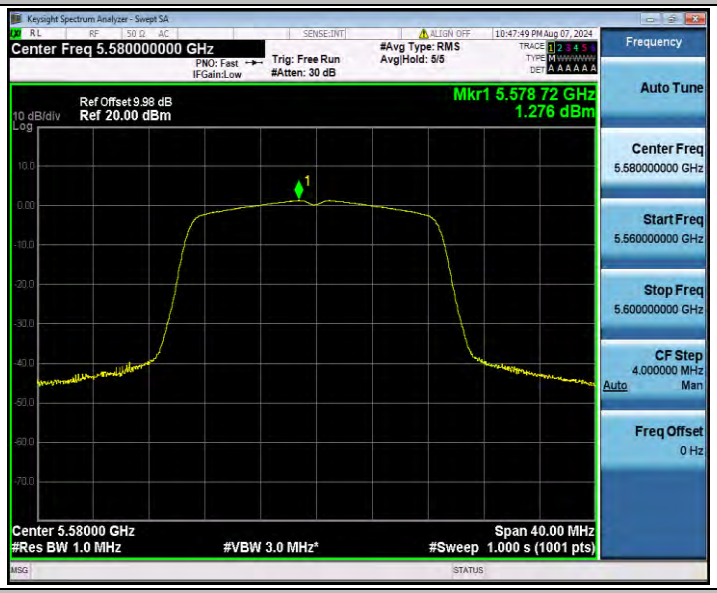
11AC20SISO_Ant1_5700
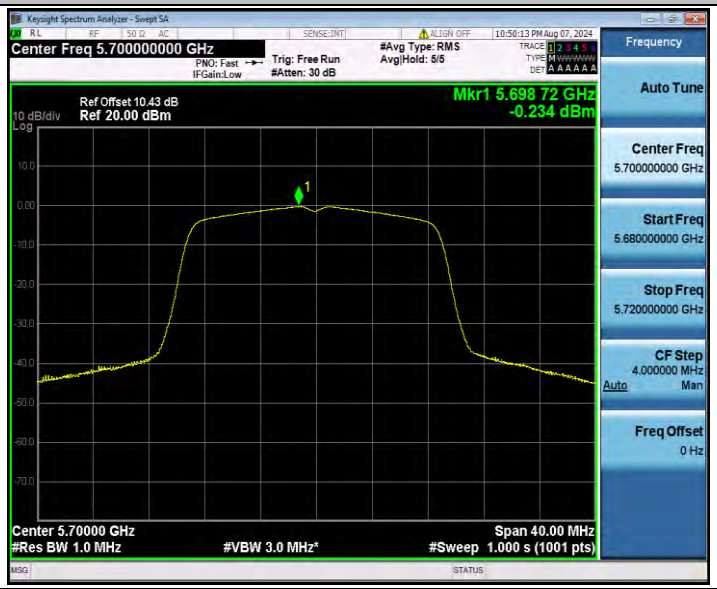
11AC40SISO_Ant1_5510

11AC40SISO_Ant1_5590

11AC40SISO_Ant1_5670

11AC80SISO_Ant1_5530

11AC80SISO_Ant1_5610