Appendix F.6: Band edge measurements

Test Result B3

TestMode	Antenna	ChName	Freq(MHz)	Result[dBm]	Limit[dBm]	Verdict
11A	Ant1	Low	5500	-36.81	≤-27	PASS
		High	5700	-34.9	≤-27	PASS
11N20SISO	Ant1	Low	5500	-36.81	≤-27	PASS
		High	5700	-29.22	≤-27	PASS
11N40SISO	Ant1	Low	5510	-33.65	≤-27	PASS
		High	5670	-36.64	≤-27	PASS
11AC20SISO	Ant1	Low	5500	-36.8	≤-27	PASS
		High	5700	-36.15	≤-27	PASS
11AC40SISO	Ant1	Low	5510	-33	≤-27	PASS
		High	5670	-35.74	≤-27	PASS
11AC80SISO	Ant1	Low	5530	-30.8	≤-27	PASS
		High	5610	-37.18	≤-27	PASS

Test Graphs B3

11A_Ant1_Low_5500

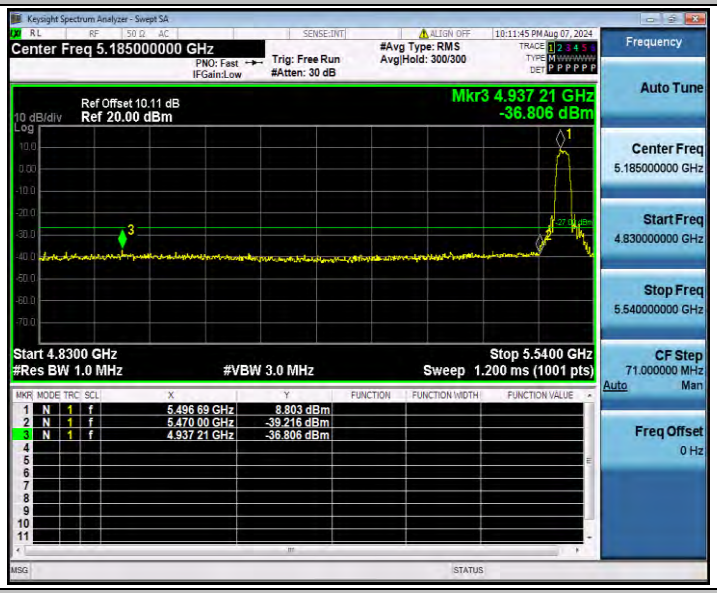

11A_Ant1_High_5700

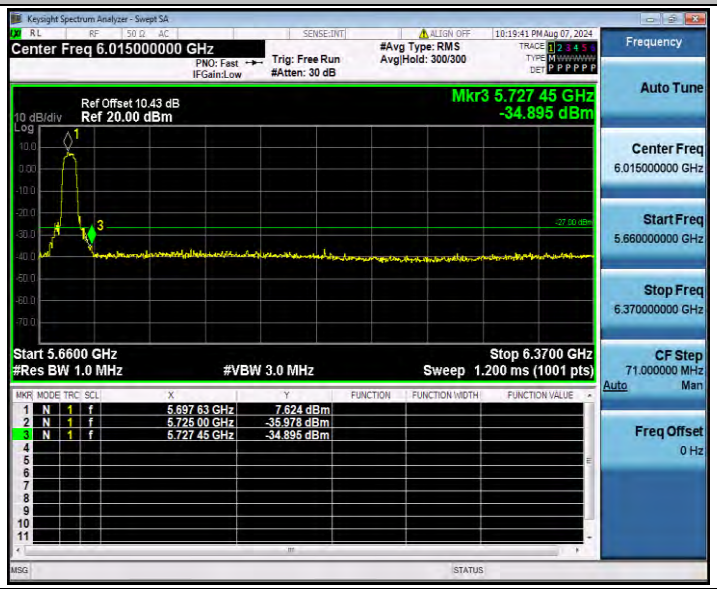

11N20SISO_Ant1_Low_5500

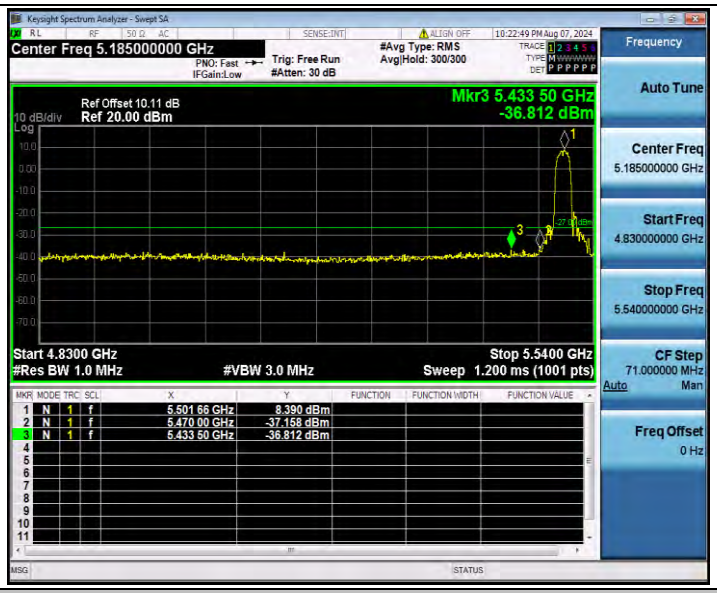

11N20SISO_Ant1_High_5700

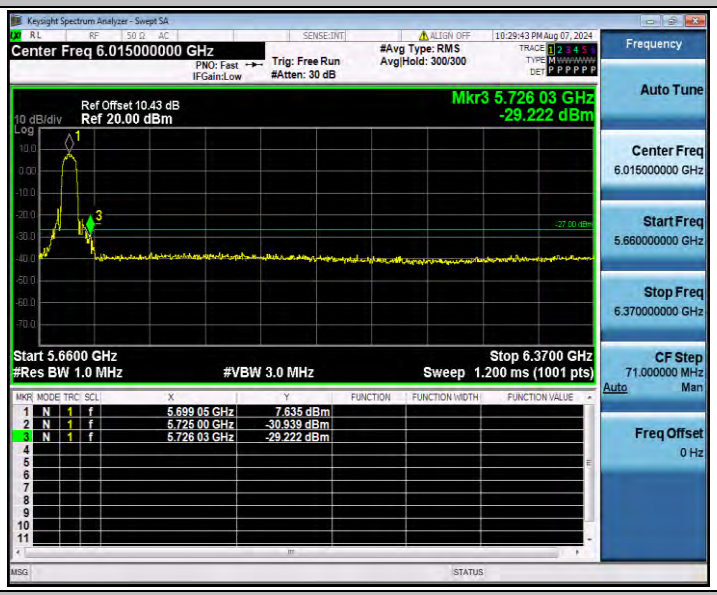

11N40SISO_Ant1_Low_5510

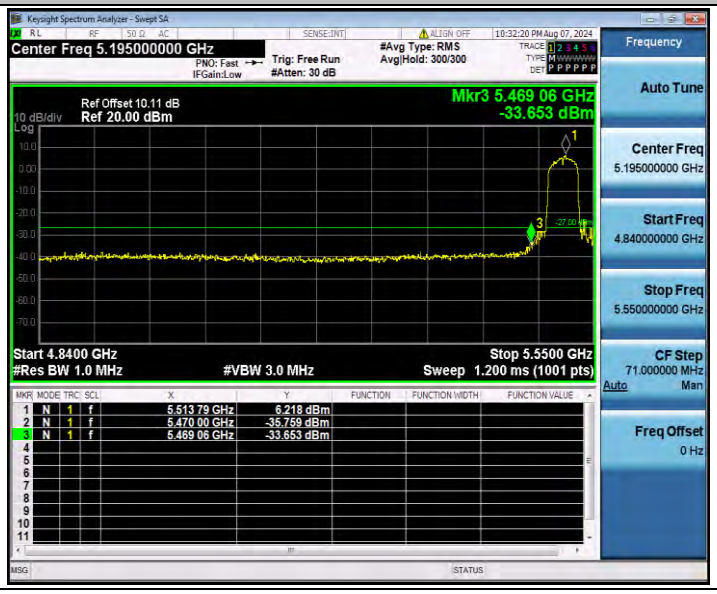

11N40SISO_Ant1_High_5670

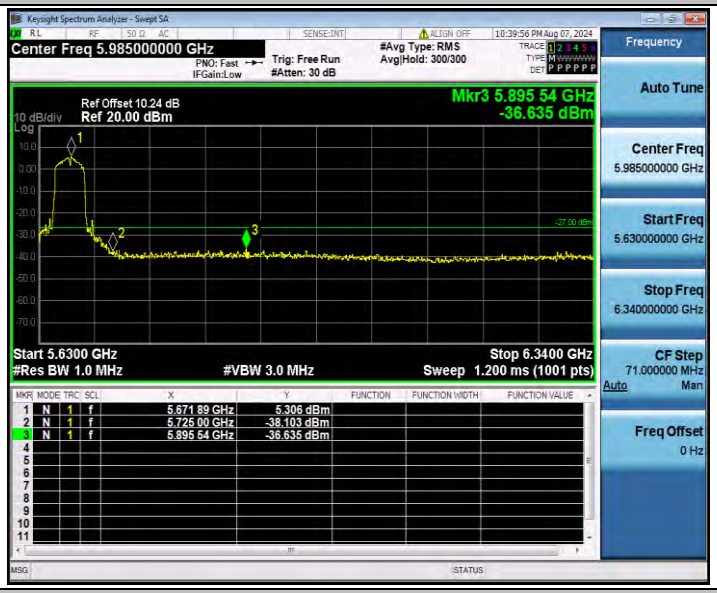

11AC20SISO_Ant1_Low_5500

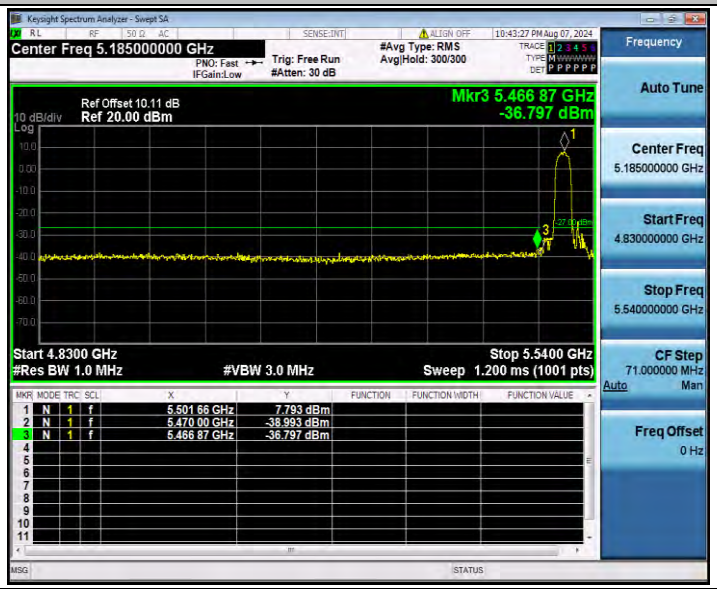

11AC20SISO_Ant1_High_5700

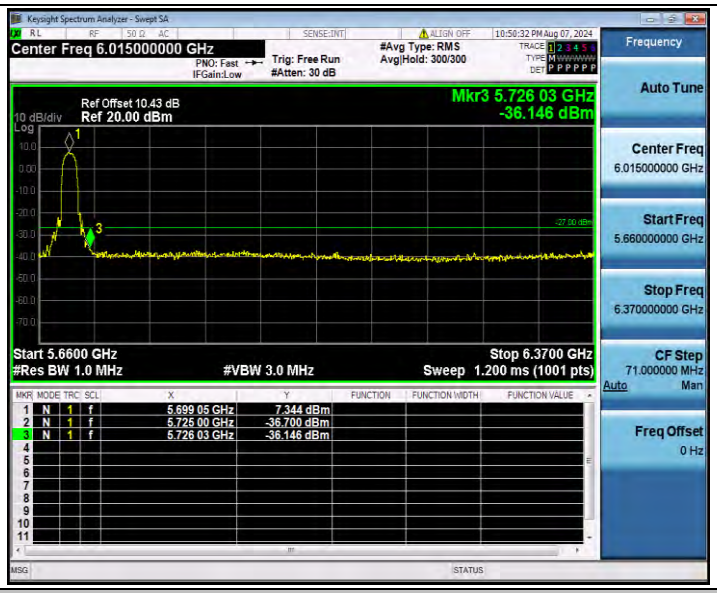

11AC40SISO_Ant1_Low_5510

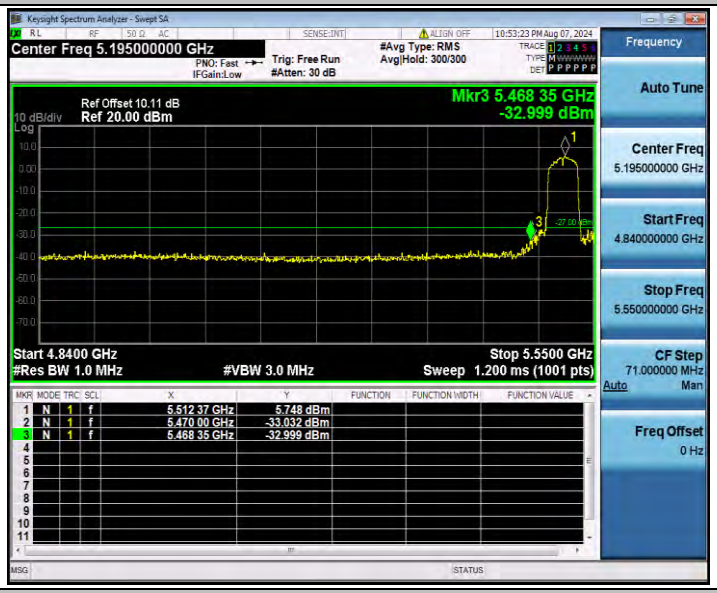

11AC40SISO_Ant1_High_5670

11AC80SISO_Ant1_Low_5530
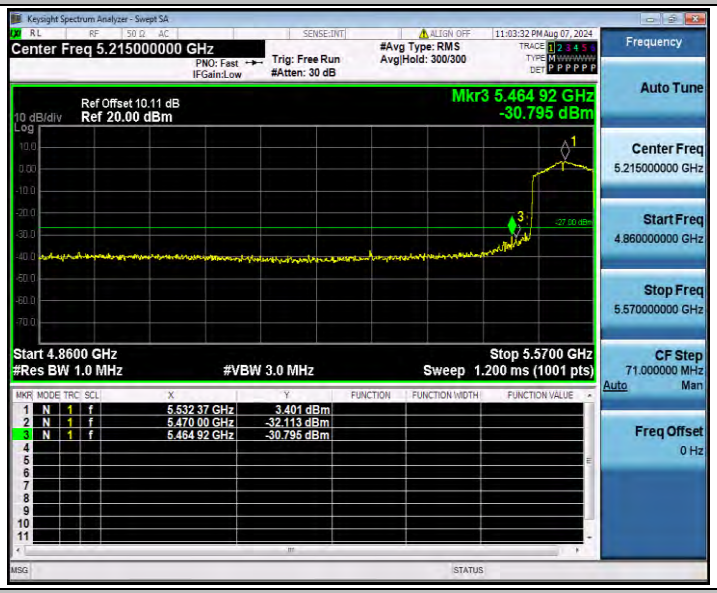

11AC80SISO_Ant1_High_5610

Appendix F.7: Conducted Spurious Emission

Test Result

TestMode	Antenna	Freq(MHz)	FreqRange [MHz]	Max. Fre [MHz]	Max. Level [dBm]	Limit [dBm]	Verdict
11A	Ant1	5500	30~5460	5459.46	-43.48	≤-27	PASS
			5735~27000	26626.44	-37.5	≤-27	PASS
		5580	30~5460	5351.76	-44.48	≤-27	PASS
			5735~27000	26623.61	-37.18	≤-27	PASS
		5700	30~5460	5425.61	-44.61	≤-27	PASS
			5735~27000	23549.4	-36.66	≤-27	PASS
11N20SISO	Ant1	5500	30~5460	5460	-43.79	≤-27	PASS
			5735~27000	24220.66	-36.87	≤-27	PASS
		5580	30~5460	5424.71	-45.42	≤-27	PASS
			5735~27000	24236.26	-37.57	≤-27	PASS
		5700	30~5460	827.85	-44.13	≤-27	PASS
			5735~27000	26956.76	-36.03	≤-27	PASS
11N40SISO	Ant1	5510	30~5460	5459.46	-39.53	≤-27	PASS
			5735~27000	26616.52	-36.46	≤-27	PASS
		5590	30~5460	5405.88	-45.92	≤-27	PASS
			5735~27000	24195.86	-37.39	≤-27	PASS
		5670	30~5460	5422.71	-45.64	≤-27	PASS
			5735~27000	24185.93	-36.37	≤-27	PASS
11AC20SISO	Ant1	5500	30~5460	5435.02	-45.02	≤-27	PASS
			5735~27000	24258.23	-36.52	≤-27	PASS
		5580	30~5460	4936.91	-45.86	≤-27	PASS
			5735~27000	24793.4	-36.81	≤-27	PASS
		5700	30~5460	4968.04	-45.21	≤-27	PASS
			5735~27000	26082.77	-36.18	≤-27	PASS
11AC40SISO	Ant1	5510	30~5460	5459.82	-37.61	≤-27	PASS
			5735~27000	25999.13	-37	≤-27	PASS
		5590	30~5460	5361.36	-46.18	≤-27	PASS
			5735~27000	24857.91	-36.76	≤-27	PASS
		5670	30~5460	5459.82	-45.57	≤-27	PASS
			5735~27000	24235.55	-36.46	≤-27	PASS
11AC80SISO	Ant1	5530	30~5460	5447.15	-31.48	≤-27	PASS
			5735~27000	25156.32	-37.23	≤-27	PASS
		5610	30~5460	5420.54	-45.62	≤-27	PASS
			5735~27000	24880.59	-37.25	≤-27	PASS

Test Graphs

11A_Ant1_5500_30~5460

11A_Ant1_5500_5735~27000

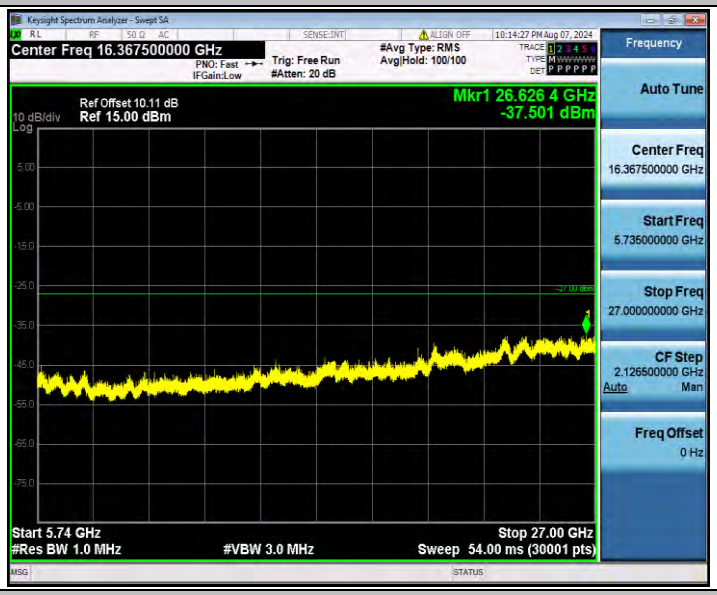

11A_Ant1_5580_30~5460

11A_Ant1_5580_5735~27000

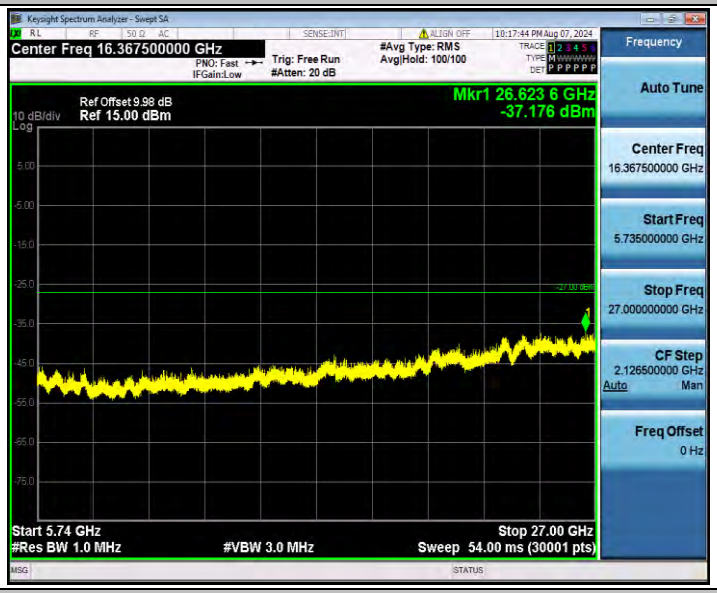

11A_Ant1_5700_30~5460

11A_Ant1_5700_5735~27000

11N20SISO_Ant1_5500_30~5460

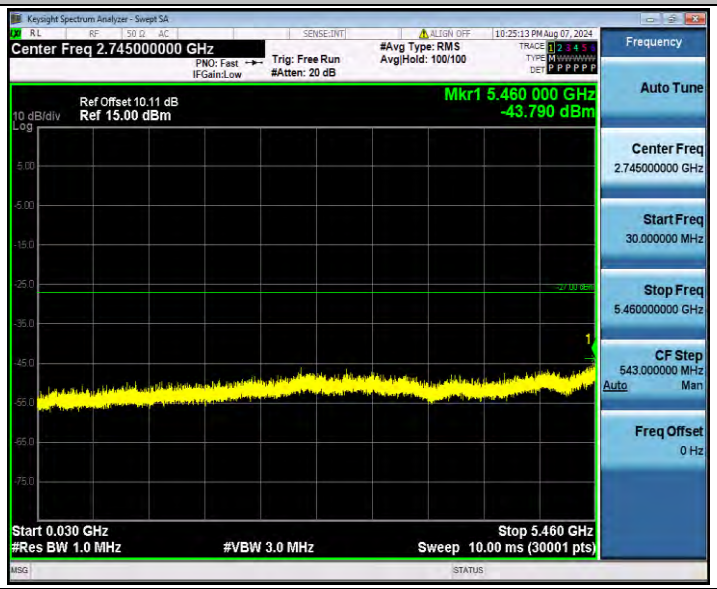

11N20SISO_Ant1_5500_5735~27000

11N20SISO_Ant1_5580_30~5460

11N20SISO_Ant1_5580_5735~27000

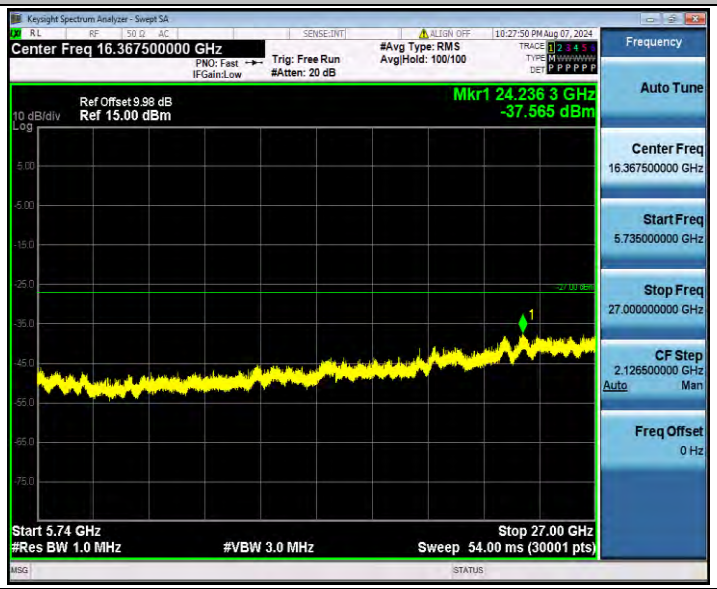

11N20SISO_Ant1_5700_30~5460
11N20SISO_Ant1_5700_5735~27000
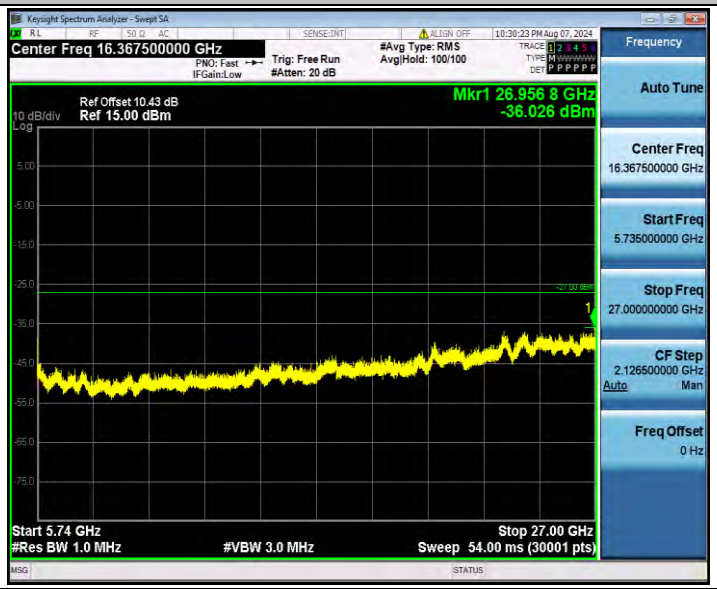
11N40SISO_Ant1_5510_30~5460

11N40SISO_Ant1_5510_5735~27000

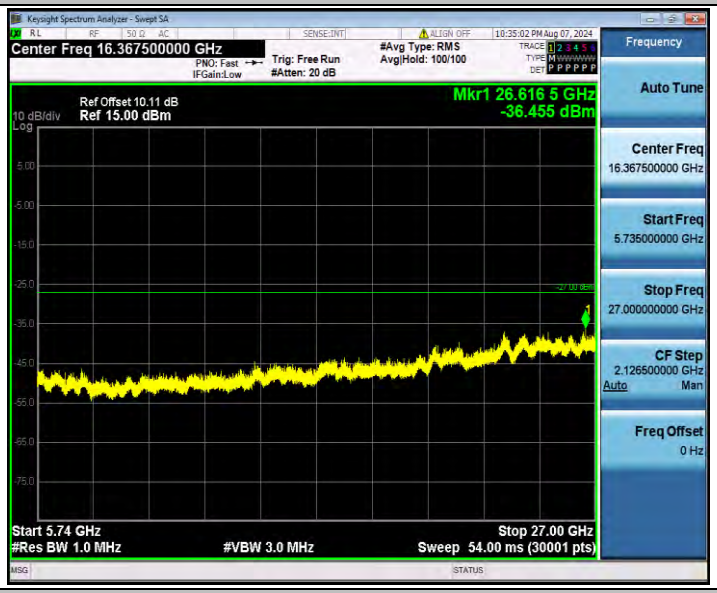

11N40SISO_Ant1_5590_30~5460

11N40SISO_Ant1_5590_5735~27000

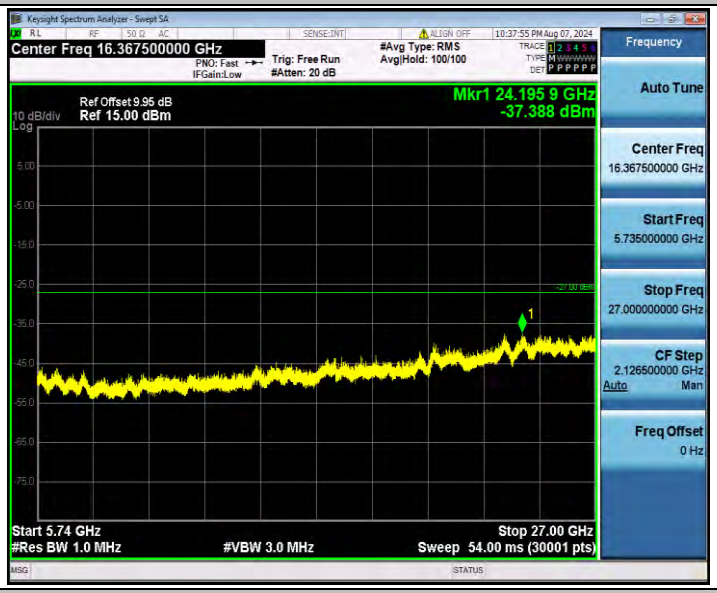

11N40SISO_Ant1_5670_30~5460

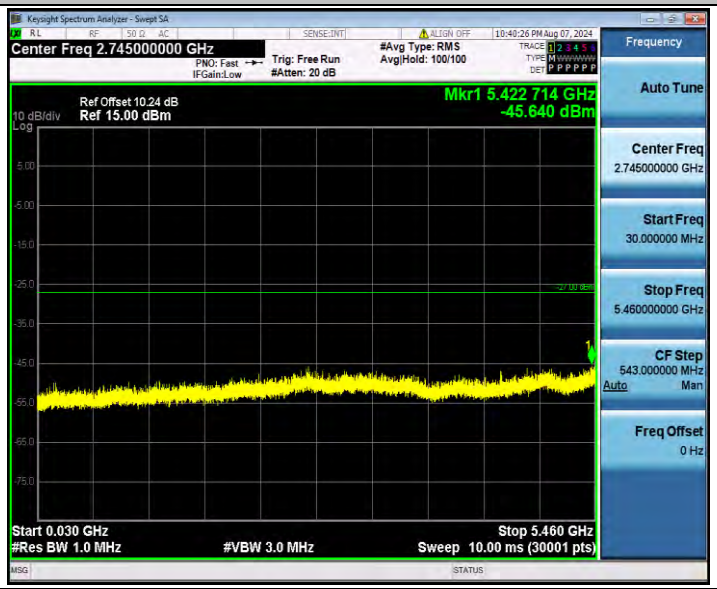

11N40SISO_Ant1_5670_5735~27000

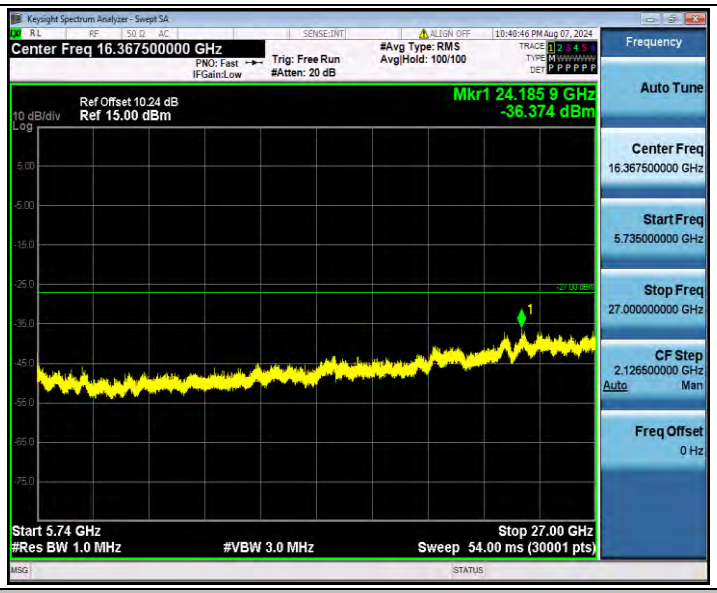

11AC20SISO_Ant1_5500_30~5460

11AC20SISO_Ant1_5500_5735~27000

11AC20SISO_Ant1_5580_30~5460

11AC20SISO_Ant1_5580_5735~27000

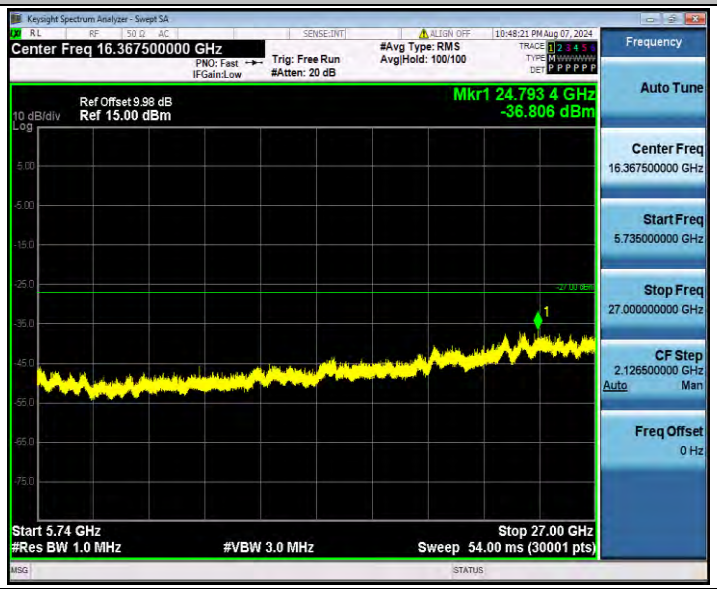

11AC20SISO_Ant1_5700_30~5460

11AC20SISO_Ant1_5700_5735~27000

11AC40SISO_Ant1_5510_30~5460

11AC40SISO_Ant1_5510_5735~27000

11AC40SISO_Ant1_5590_30~5460

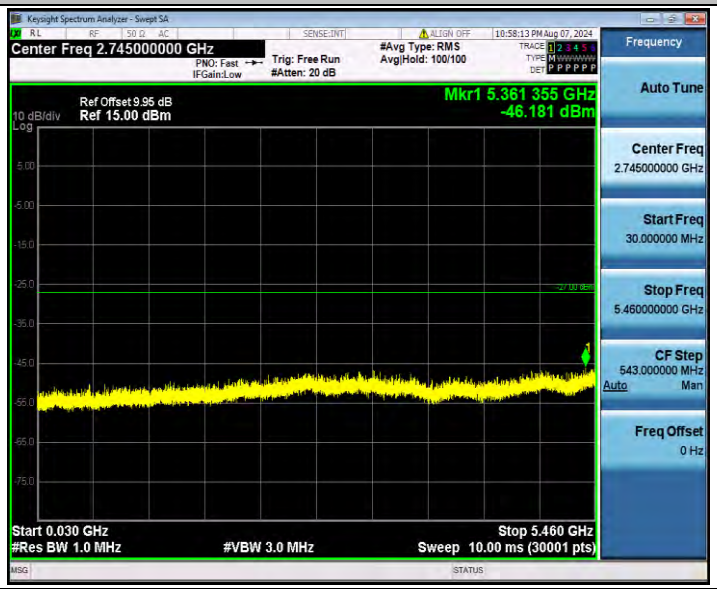

11AC40SISO_Ant1_5590_5735~27000

11AC40SISO_Ant1_5670_30~5460

11AC40SISO_Ant1_5670_5735~27000

11AC80SISO_Ant1_5530_30~5460

11AC80SISO_Ant1_5530_5735~27000

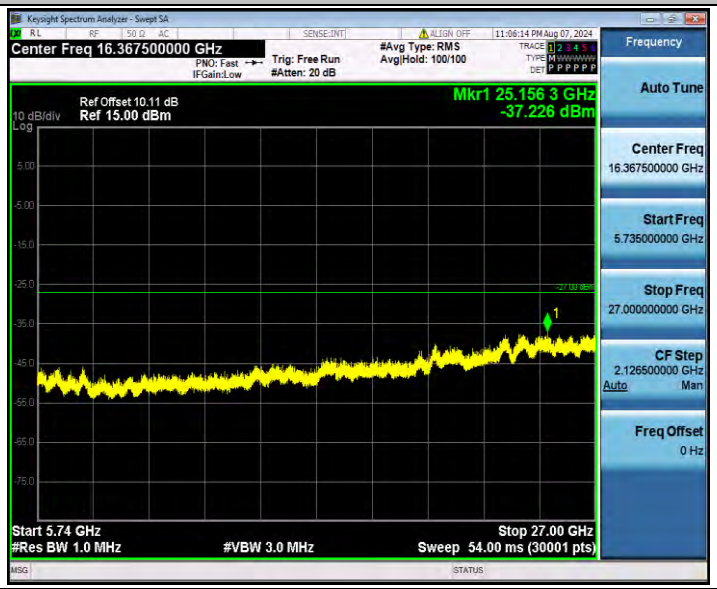

11AC80SISO_Ant1_5610_30~5460

11AC80SISO_Ant1_5610_5735~27000

Appendix F.8: Emissions in Restricted Bands

Test Result

TestMode	Antenna	ChName	Freq(MHz)	Detector	Freq [MHz]	Result [dBm]	Limit [dBm]	Result [dBuV/m]	Limit [dBuV/m]	Verdict
11A	Ant1	Low	5500	AV	5350.000	-46.62	≤-41.20	48.58	≤54	PASS
				AV	5459.770	-45.44	≤-41.20	49.76	≤54	PASS
				AV	5460.000	-45.44	≤-41.20	49.76	≤54	PASS
				Peak	5350.000	-42.7	≤-21.20	52.50	≤74	PASS
				Peak	5425.690	-36.95	≤-21.20	58.25	≤74	PASS
				Peak	5460.000	-40.99	≤-21.20	54.21	≤74	PASS
11N20SISO	Ant1	Low	5500	AV	5350.000	-46.63	≤-41.20	48.57	≤54	PASS
				AV	5459.770	-45.42	≤-41.20	49.78	≤54	PASS
				AV	5460.000	-45.42	≤-41.20	49.78	≤54	PASS
				Peak	5350.000	-43.44	≤-21.20	51.76	≤74	PASS
				Peak	5420.010	-38.28	≤-21.20	56.92	≤74	PASS
				Peak	5460.000	-40.97	≤-21.20	54.23	≤74	PASS
11N40SISO	Ant1	Low	5510	AV	5350.000	-46.6	≤-41.20	48.60	≤54	PASS
				AV	5459.830	-44.95	≤-41.20	50.25	≤54	PASS
				AV	5460.000	-44.95	≤-41.20	50.25	≤54	PASS
				Peak	5350.000	-46.33	≤-21.20	48.87	≤74	PASS
				Peak	5379.600	-38.02	≤-21.20	57.18	≤74	PASS
				Peak	5460.000	-43.06	≤-21.20	52.14	≤74	PASS
11AC20SISO	Ant1	Low	5500	AV	5350.000	-46.62	≤-41.20	48.58	≤54	PASS
				AV	5459.770	-45.5	≤-41.20	49.70	≤54	PASS
				AV	5460.000	-45.5	≤-41.20	49.70	≤54	PASS
				Peak	5350.000	-41.66	≤-21.20	53.54	≤74	PASS
				Peak	5358.240	-36.24	≤-21.20	58.96	≤74	PASS
				Peak	5460.000	-40.37	≤-21.20	54.83	≤74	PASS
11AC40SISO	Ant1	Low	5510	AV	5350.000	-46.59	≤-41.20	48.61	≤54	PASS
				AV	5459.830	-45.09	≤-41.20	50.11	≤54	PASS
				AV	5460.000	-45.09	≤-41.20	50.11	≤54	PASS
				Peak	5350.000	-46.08	≤-21.20	49.12	≤74	PASS
				Peak	5428.590	-37.3	≤-21.20	57.90	≤74	PASS
				Peak	5460.000	-39.26	≤-21.20	55.94	≤74	PASS
11AC80SISO	Ant1	Low	5530	AV	5350.000	-46.64	≤-41.20	48.56	≤54	PASS
				AV	5459.950	-42.76	≤-41.20	52.44	≤54	PASS
				AV	5460.000	-42.76	≤-41.20	52.44	≤54	PASS
				Peak	5350.000	-42.4	≤-21.20	52.80	≤74	PASS
				Peak	5438.650	-37.42	≤-21.20	57.78	≤74	PASS
				Peak	5460.000	-38.28	≤-21.20	56.92	≤74	PASS

Note：

1. The Antenna Gain is compensated in the graph.
2. The Duty Cycle Factor and RBW Factor is compensated in the graph.
3. For transmitters operating in 5150-5350 GHz band and 5470-5725 GHz band: The limit in dBm for average detector is conversion from 54dBuV/m, according to 15.209(a). The limit in dBm for peak detector is 20dB above the limit of average detector in dBm.

Test Graphs

11A_Ant1_Low_5500_AV

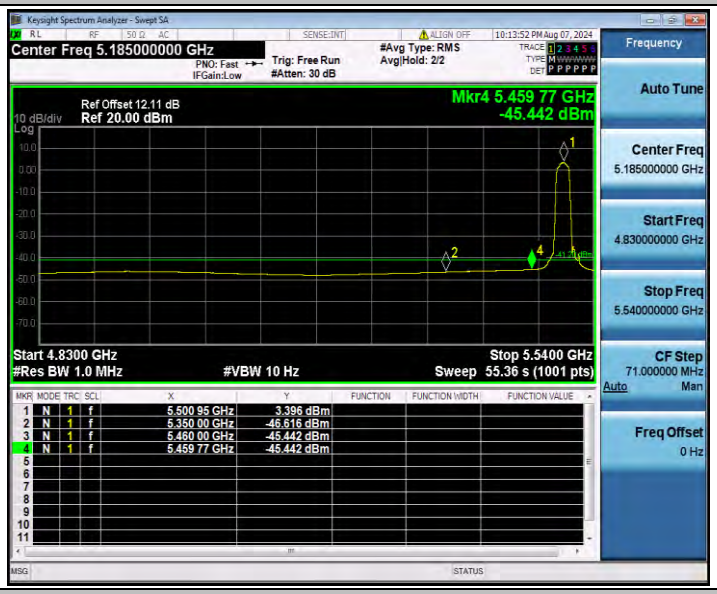

11A_Ant1_Low_5500_Peak

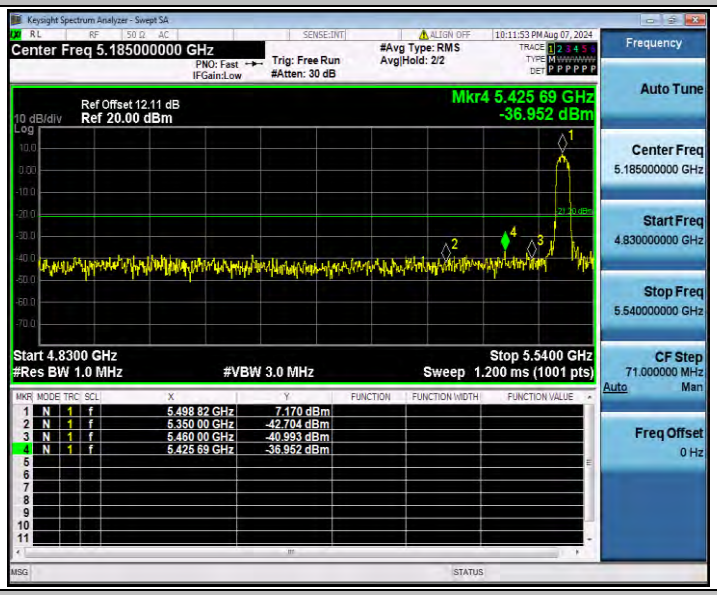

11N20SISO_Ant1_Low_5500_AV

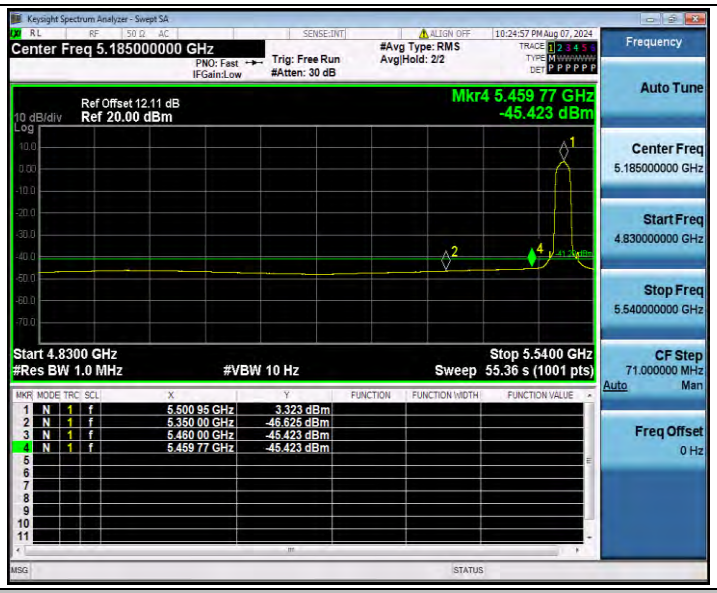

11N20SISO_Ant1_Low_5500_Peak

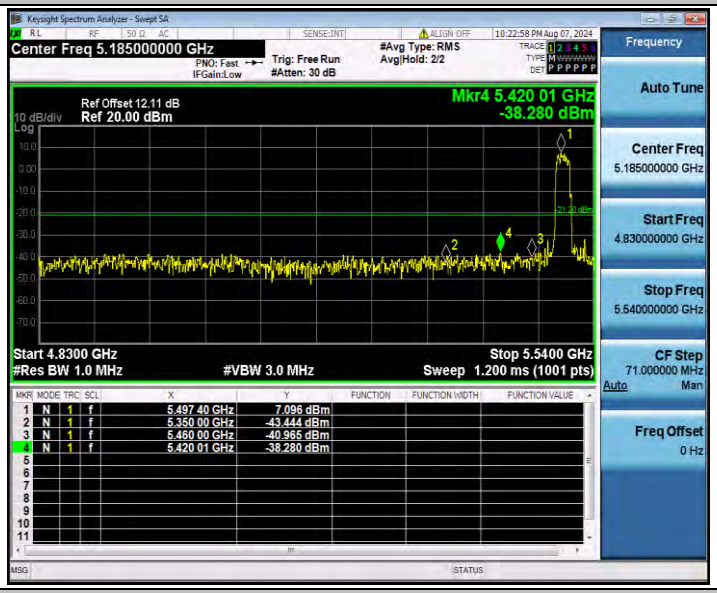

11N40SISO_Ant1_Low_5510_AV

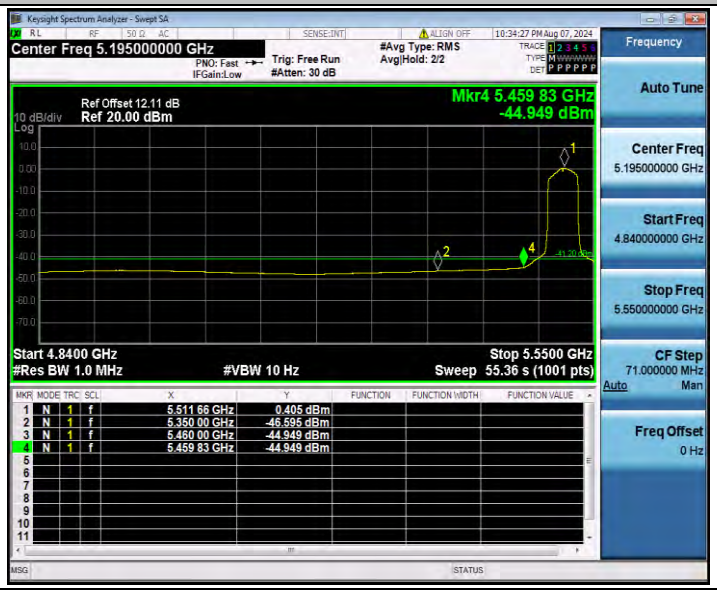

11N40SISO_Ant1_Low_5510_Peak

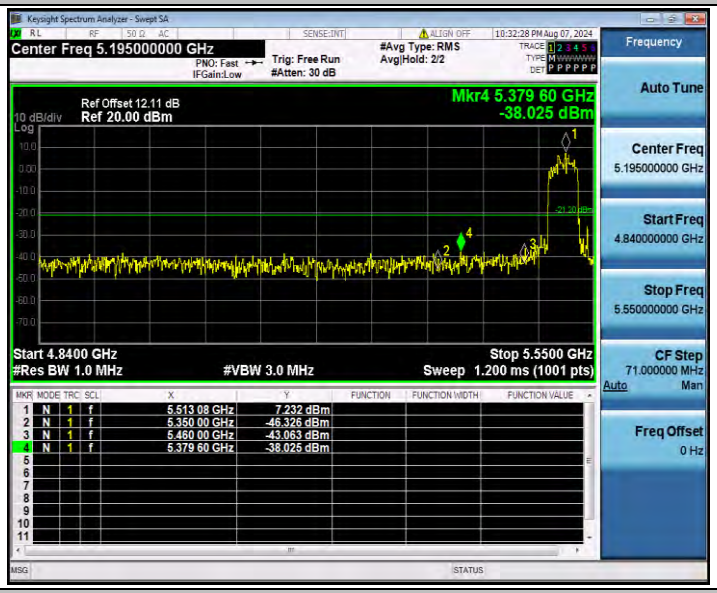

11AC20SISO_Ant1_Low_5500_AV

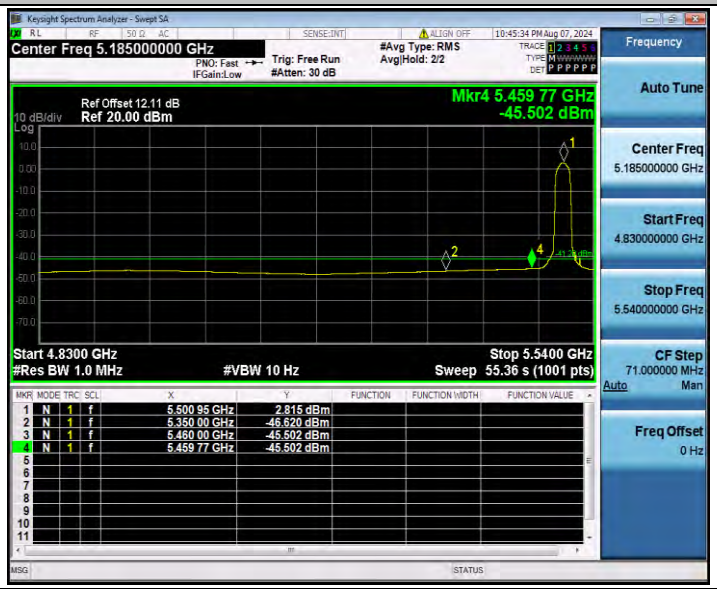

11AC20SISO_Ant1_Low_5500_Peak

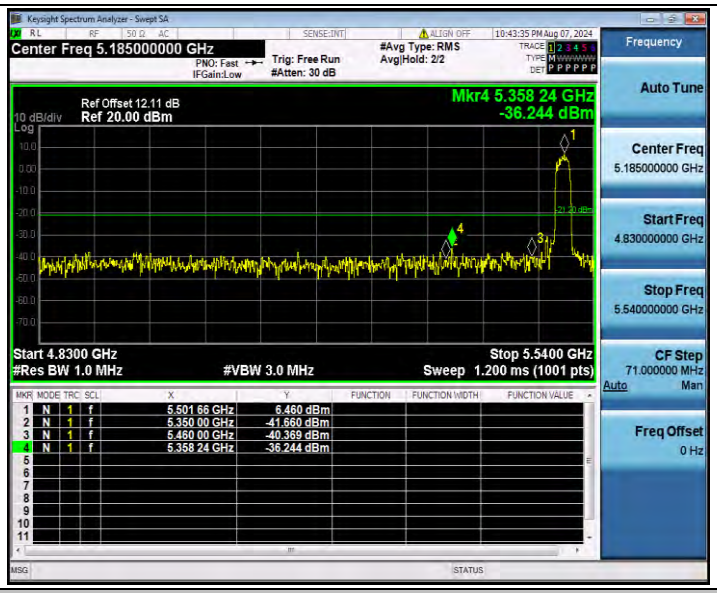

11AC40SISO_Ant1_Low_5510_AV

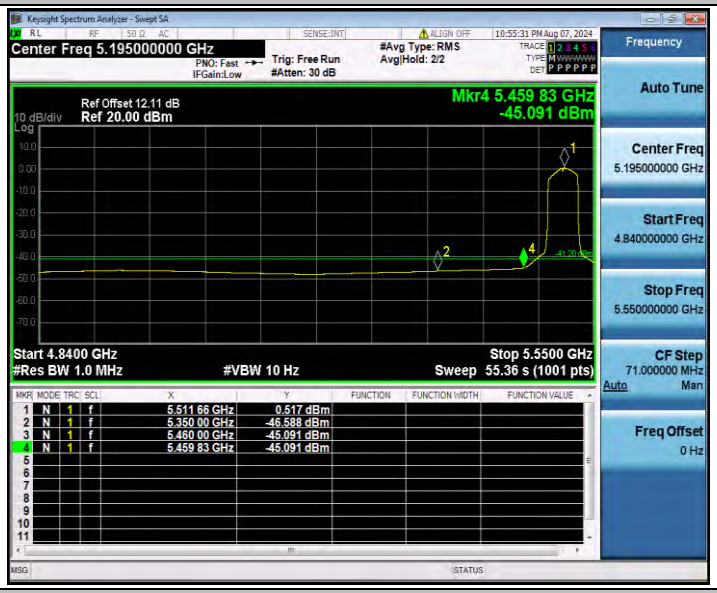

11AC40SISO_Ant1_Low_5510_Peak

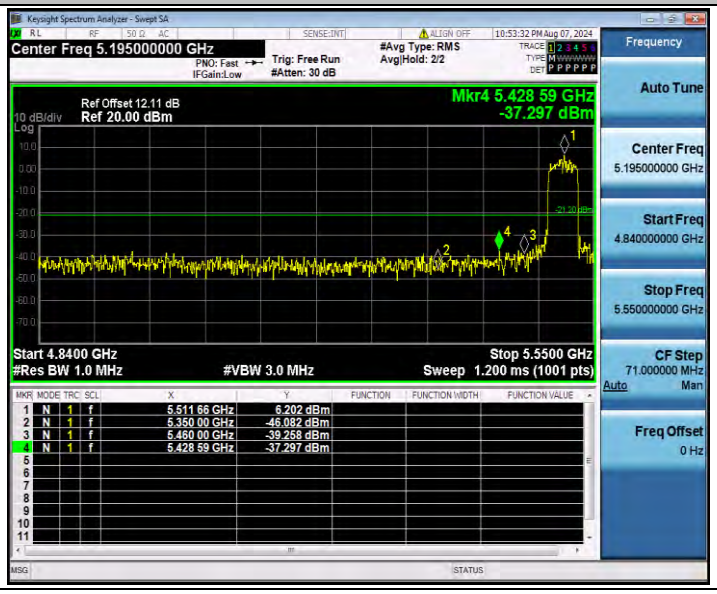

11AC80SISO_Ant1_Low_5530_AV
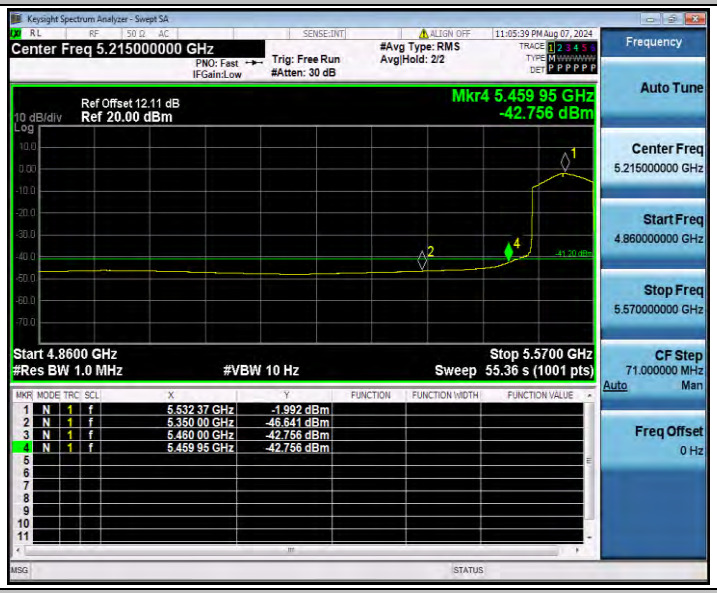
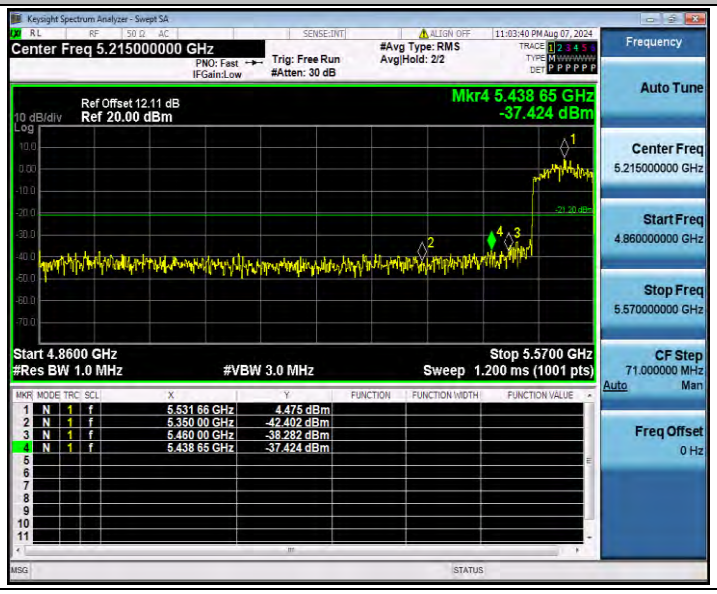
11AC80SISO_Ant1_Low_5530_Peak