Appendix D.6: Band edge measurements

Test Result B1

TestMode	Antenna	ChName	Freq(MHz)	Result[dBm]	Limit[dBm]	Verdict
11A	Ant2	Low	5180	-37.05	≤-27	PASS
		High	5240	-36.52	≤-27	PASS
11N20SISO	Ant2	Low	5180	-36.89	≤-27	PASS
		High	5240	-36.69	≤-27	PASS
11N40SISO	Ant2	Low	5190	-37.31	≤-27	PASS
		High	5230	-37.15	≤-27	PASS
11AC20SISO	Ant2	Low	5180	-37.47	≤-27	PASS
		High	5240	-36.43	≤-27	PASS
11AC40SISO	Ant2	Low	5190	-36.59	≤-27	PASS
		High	5230	-36.68	≤-27	PASS
11AX20SISO	Ant2	Low	5180	-37.37	≤-27	PASS
		High	5240	-37.03	≤-27	PASS
11AX40SISO	Ant2	Low	5190	-37.16	≤-27	PASS
		High	5230	-36.56	≤-27	PASS

Test Graphs B1

11A_Ant2_Low_5180
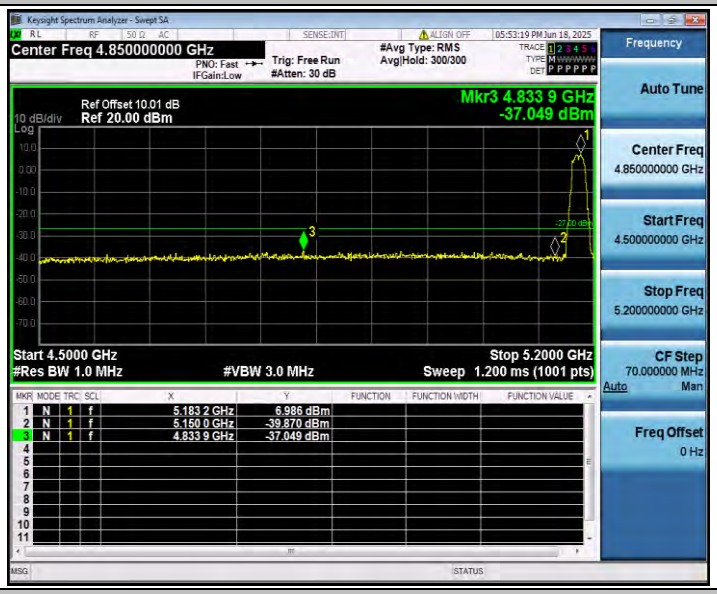
11A_Ant2_High_5240
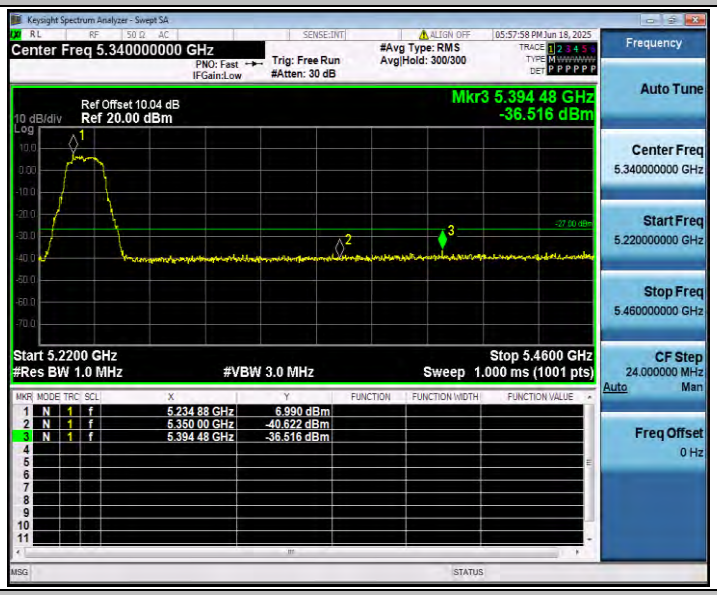
11N20SISO_Ant2_Low_5180

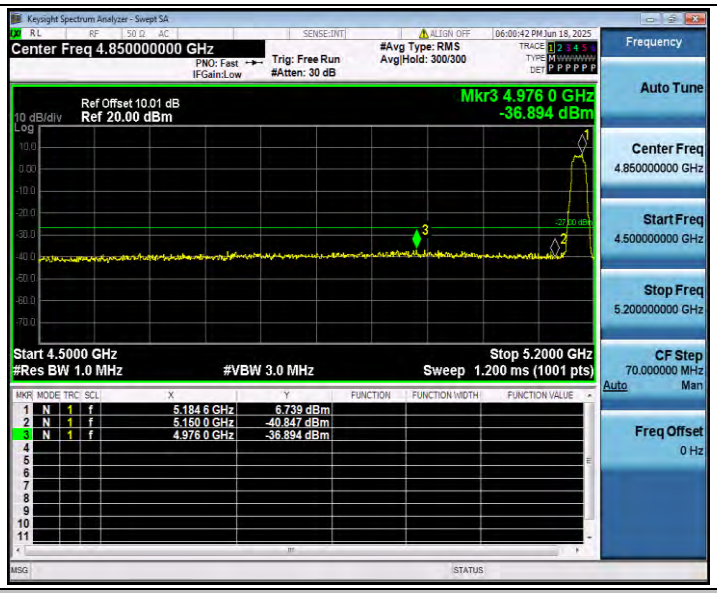

11N20SISO_Ant2_High_5240

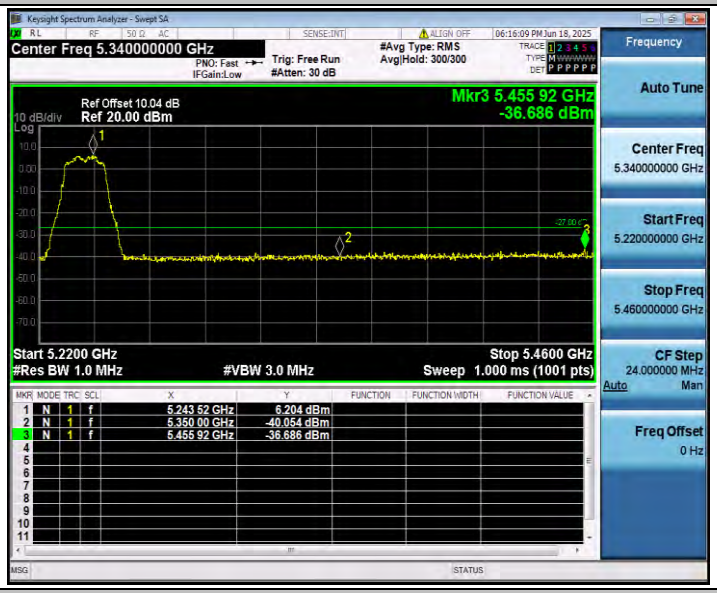

11N40SISO_Ant2_Low_5190

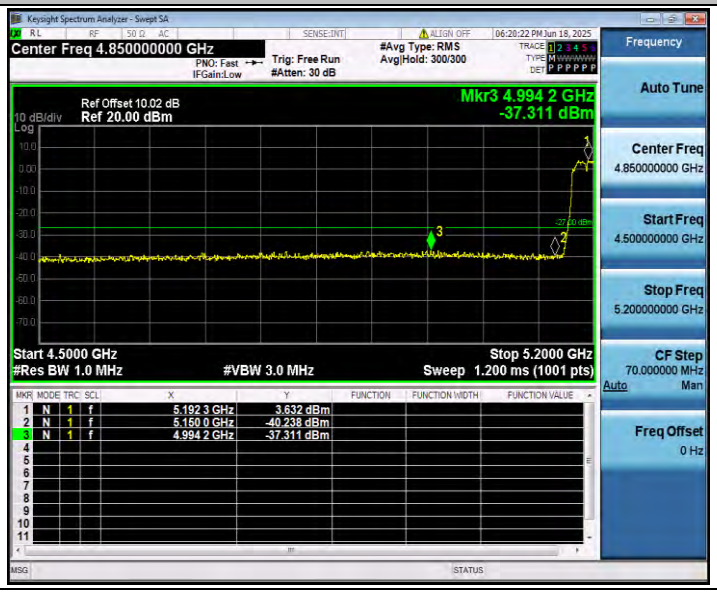

11N40SISO_Ant2_High_5230

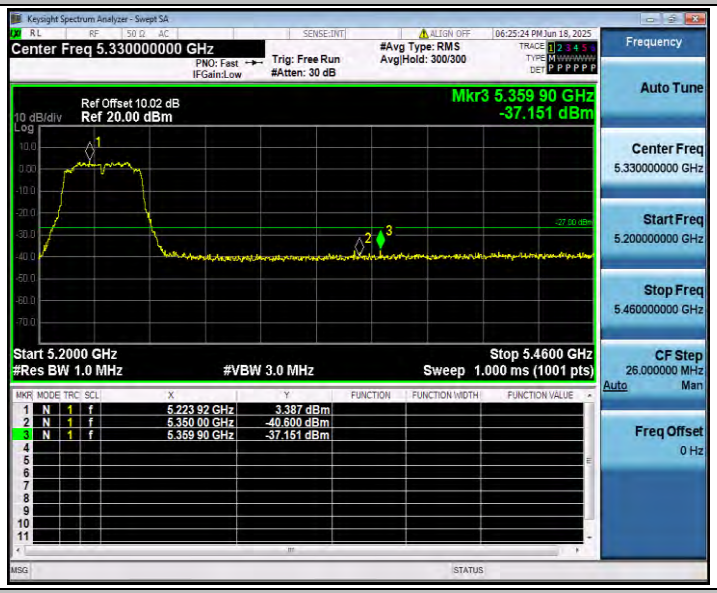

11AC20SISO_Ant2_Low_5180

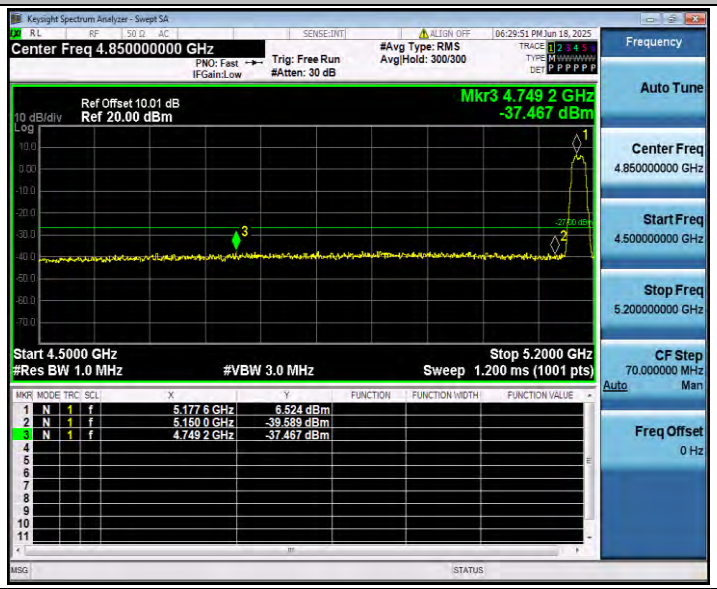

11AC20SISO_Ant2_High_5240

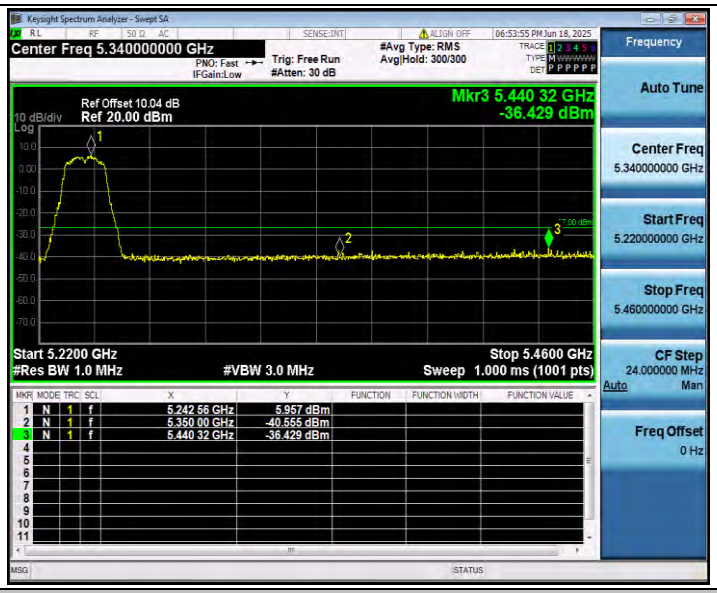

11AC40SISO_Ant2_Low_5190

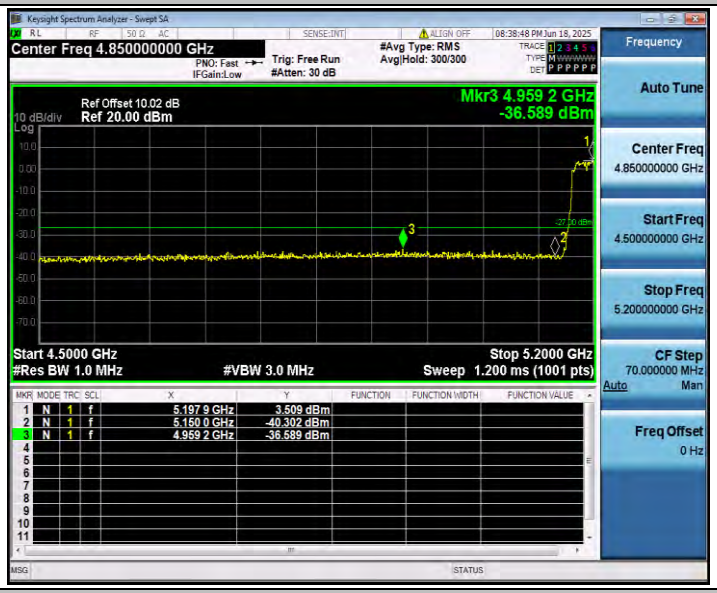

11AC40SISO_Ant2_High_5230

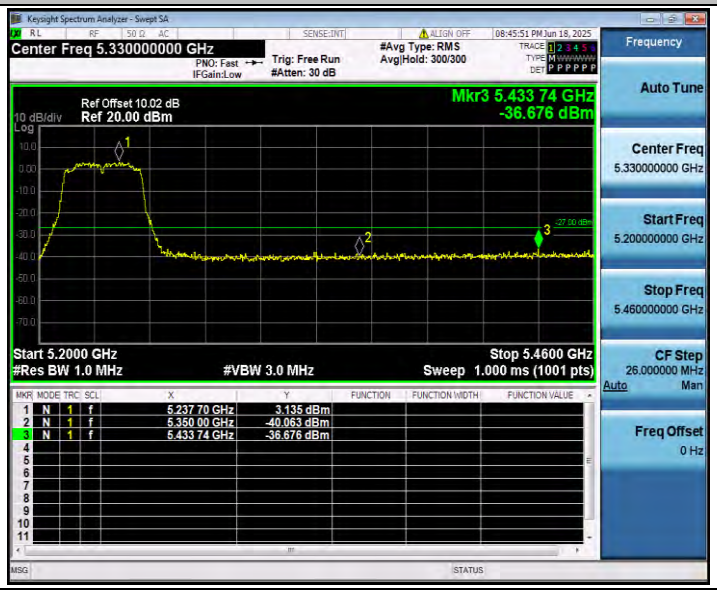

11AX20SISO_Ant2_Low_5180

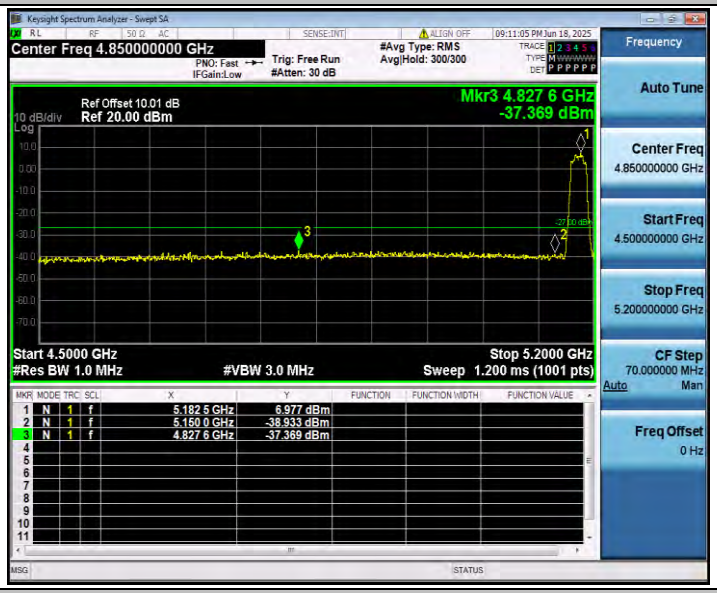

11AX20SISO_Ant2_High_5240

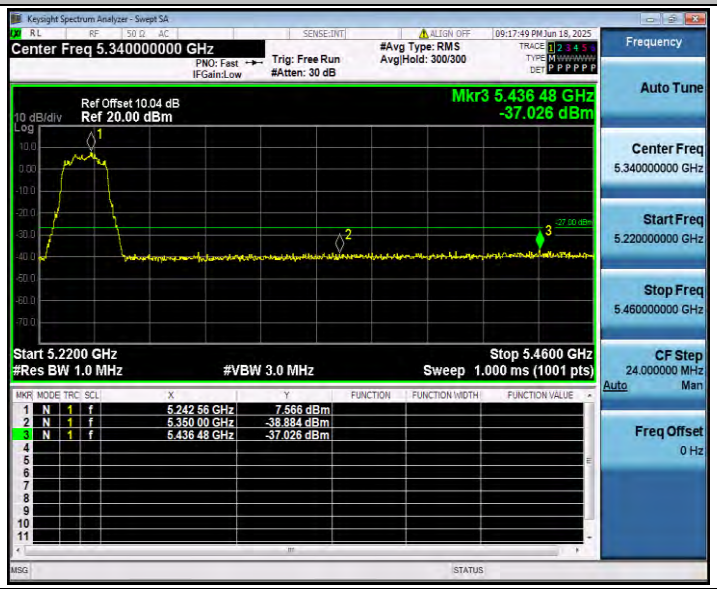

11AX40SISO_Ant2_Low_5190

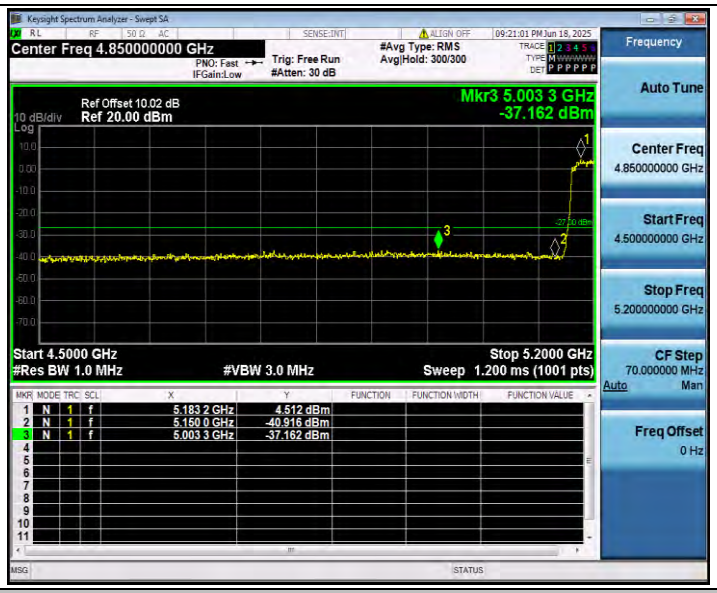

11AX40SISO_Ant2_High_5230

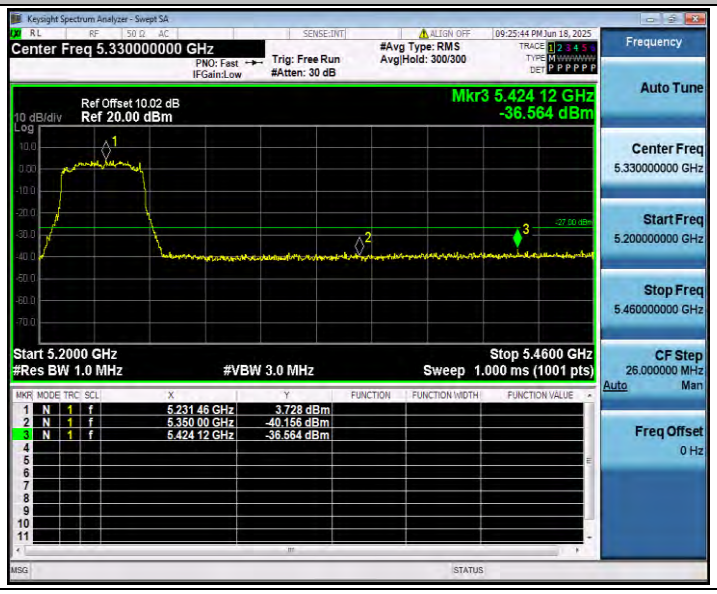

Appendix D.7: Conducted Spurious Emission

Test Result

TestMode	Antenna	Freq(MHz)	FreqRange [MHz]	Max. Fre [MHz]	Max. Level [dBm]	Limit [dBm]	Verdict
11A	Ant2	5180	30~5140	4923.51	-46.58	≤-27	PASS
			5360~27000	26856.45	-36.51	≤-27	PASS
		5200	30~5140	5003.05	-46.01	≤-27	PASS
			5360~27000	24274.8	-36.84	≤-27	PASS
		5240	30~5140	2664.03	-45.88	≤-27	PASS
			5360~27000	23619.11	-37.16	≤-27	PASS
11N20SISO	Ant2	5180	30~5140	4931.17	-46.37	≤-27	PASS
			5360~27000	26052.89	-36.91	≤-27	PASS
		5200	30~5140	5051.6	-45.22	≤-27	PASS
			5360~27000	24230.8	-36.85	≤-27	PASS
		5240	30~5140	3188.15	-45.82	≤-27	PASS
			5360~27000	26689.83	-37.32	≤-27	PASS
11N40SISO	Ant2	5190	30~5140	2703.38	-45.48	≤-27	PASS
			5360~27000	26065.87	-35.78	≤-27	PASS
		5230	30~5140	5033.2	-46.57	≤-27	PASS
			5360~27000	24874.23	-37.08	≤-27	PASS
11AC20SISO	Ant2	5180	30~5140	3251.34	-46.68	≤-27	PASS
			5360~27000	26498.67	-37.28	≤-27	PASS
		5200	30~5140	5110.02	-45.98	≤-27	PASS
			5360~27000	24248.11	-35.82	≤-27	PASS
		5240	30~5140	1738.27	-43.53	≤-27	PASS
			5360~27000	26619.86	-37.1	≤-27	PASS
11AC40SISO	Ant2	5190	30~5140	5135.74	-46.7	≤-27	PASS
			5360~27000	26060.82	-35.91	≤-27	PASS
		5230	30~5140	3248.96	-46.59	≤-27	PASS
			5360~27000	24125.49	-36.4	≤-27	PASS
11AX20SISO	Ant2	5180	30~5140	5046.66	-46.2	≤-27	PASS
			5360~27000	26557.82	-37	≤-27	PASS
		5200	30~5140	3169.75	-46.32	≤-27	PASS
			5360~27000	23509.47	-37.2	≤-27	PASS
		5240	30~5140	2678.85	-46.37	≤-27	PASS
			5360~27000	24247.39	-36.95	≤-27	PASS
11AX40SISO	Ant2	5190	30~5140	5130.46	-45.63	≤-27	PASS
			5360~27000	24293.56	-37.12	≤-27	PASS
		5230	30~5140	2665.74	-46.47	≤-27	PASS
			5360~27000	25238.5	-37.37	≤-27	PASS

Test Graphs

11A_Ant2_5180_30~5140

11A_Ant2_5180_5360~27000

11A_Ant2_5200_30~5140

11A_Ant2_5200_5360~27000

11A_Ant2_5240_30~5140

11A_Ant2_5240_5360~27000

11N20SISO_Ant2_5180_30~5140

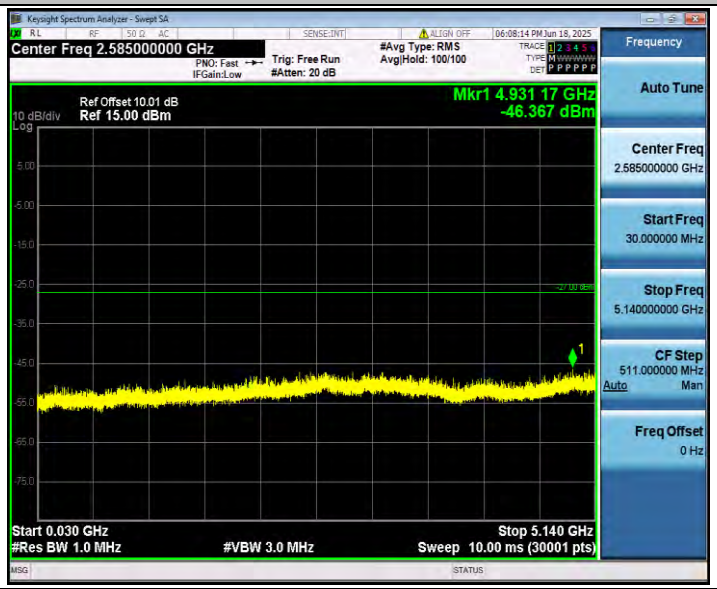

11N20SISO_Ant2_5180_5360~27000

11N20SISO_Ant2_5200_30~5140

11N20SISO_Ant2_5200_5360~27000

11N20SISO_Ant2_5240_30~5140
11N20SISO_Ant2_5240_5360~27000
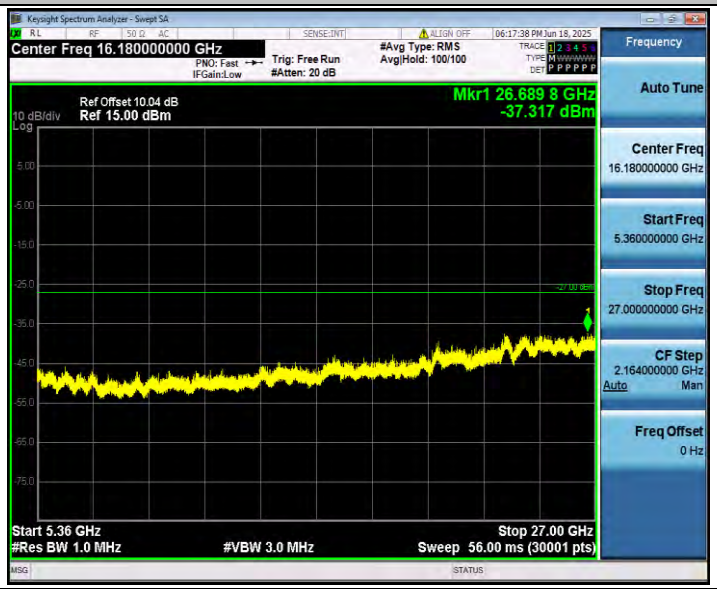
11N40SISO_Ant2_5190_30~5140

11N40SISO_Ant2_5190_5360~27000

11N40SISO_Ant2_5230_30~5140

11N40SISO_Ant2_5230_5360~27000

11AC20SISO_Ant2_5180_30~5140

11AC20SISO_Ant2_5180_5360~27000

11AC20SISO_Ant2_5200_30~5140

11AC20SISO_Ant2_5200_5360~27000

11AC20SISO_Ant2_5240_30~5140

11AC20SISO_Ant2_5240_5360~27000

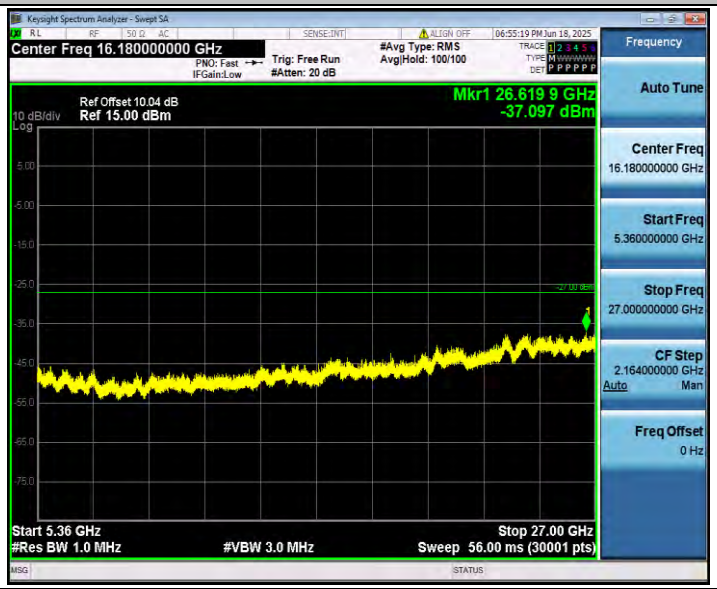

11AC40SISO_Ant2_5190_30~5140

11AC40SISO_Ant2_5190_5360~27000

11AC40SISO_Ant2_5230_30~5140

11AC40SISO_Ant2_5230_5360~27000

11AX20SISO_Ant2_5180_30~5140

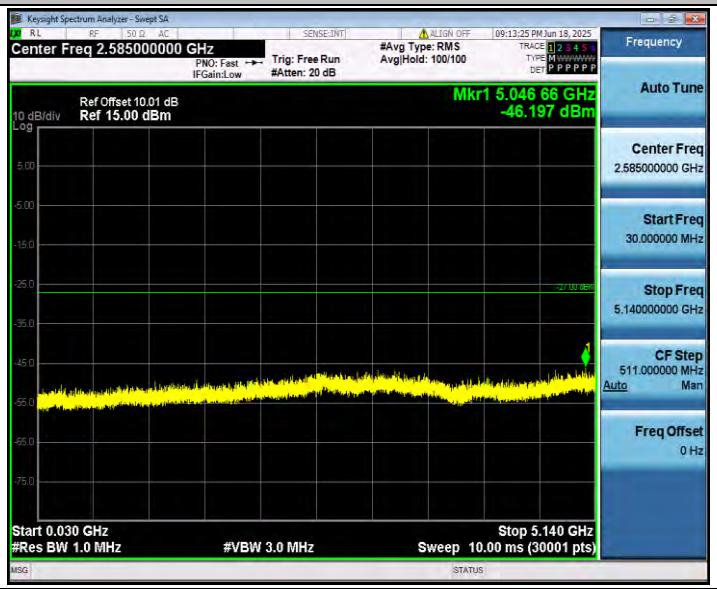

11AX20SISO_Ant2_5180_5360~27000

11AX20SISO_Ant2_5200_30~5140

11AX20SISO_Ant2_5200_5360~27000

11AX20SISO_Ant2_5240_30~5140

11AX20SISO_Ant2_5240_5360~27000

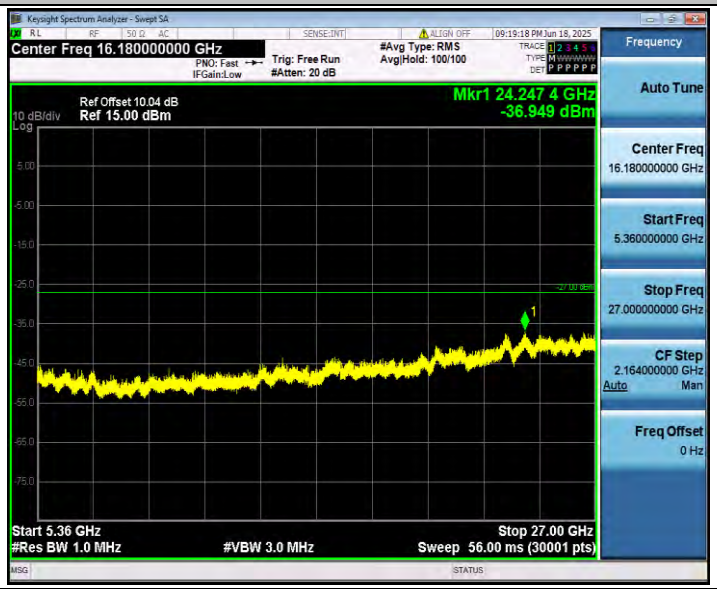

11AX40SISO_Ant2_5190_30~5140

11AX40SISO_Ant2_5190_5360~27000

11AX40SISO_Ant2_5230_30~5140

11AX40SISO_Ant2_5230_5360~27000

Appendix D.8: Emissions in Restricted Bands

Test Result

TestMode	Antenna	ChName	Freq(MHz)	Detector	Freq [MHz]	Result [dBm]	Limit [dBm]	Result [dBuV/m]	Limit [dBuV/m]	Verdict
11A	Ant2	Low	5180	AV	4500.000	-47.57	≤-41.20	47.63	≤54	PASS
				AV	4944.500	-44.99	≤-41.20	50.21	≤54	PASS
				AV	5150.000	-46.53	≤-41.20	48.67	≤54	PASS
				Peak	4500.000	-39.52	≤-21.20	55.68	≤74	PASS
				Peak	4965.500	-35.2	≤-21.20	60.00	≤74	PASS
				Peak	5150.000	-40.02	≤-21.20	55.18	≤74	PASS
		High	5240	AV	5350.000	-46.17	≤-41.20	49.03	≤54	PASS
				AV	5454.480	-45.24	≤-41.20	49.96	≤54	PASS
				AV	5460.000	-45.55	≤-41.20	49.65	≤54	PASS
				Peak	5350.000	-39.09	≤-21.20	56.11	≤74	PASS
				Peak	5363.280	-35.34	≤-21.20	59.86	≤74	PASS
				Peak	5460.000	-38.84	≤-21.20	56.36	≤74	PASS
11N20SISO	Ant2	Low	5180	AV	4500.000	-1000	≤-41.20	-904.80	≤54	PASS
				AV	5150.000	-1000	≤-41.20	-904.80	≤54	PASS
				Peak	4500.000	-40.76	≤-21.20	54.44	≤74	PASS
				Peak	5145.400	-35.79	≤-21.20	59.41	≤74	PASS
				Peak	5150.000	-44.31	≤-21.20	50.89	≤74	PASS
		High	5240	AV	5350.000	-46.63	≤-41.20	48.57	≤54	PASS
				AV	5454.240	-45.76	≤-41.20	49.44	≤54	PASS
				AV	5460.000	-45.83	≤-41.20	49.37	≤54	PASS
				Peak	5350.000	-43.3	≤-21.20	51.90	≤74	PASS
				Peak	5454.960	-35.67	≤-21.20	59.53	≤74	PASS
				Peak	5460.000	-40.9	≤-21.20	54.30	≤74	PASS
11N40SISO	Ant2	Low	5190	AV	4500.000	-47.86	≤-41.20	47.34	≤54	PASS
				AV	4943.800	-45.56	≤-41.20	49.64	≤54	PASS
				AV	5150.000	-46.57	≤-41.20	48.63	≤54	PASS
				Peak	4500.000	-43.29	≤-21.20	51.91	≤74	PASS
				Peak	4662.400	-35.79	≤-21.20	59.41	≤74	PASS
				Peak	5150.000	-41.17	≤-21.20	54.03	≤74	PASS
		High	5230	AV	5350.000	-46.64	≤-41.20	48.56	≤54	PASS
				AV	5459.480	-45.79	≤-41.20	49.41	≤54	PASS
				AV	5460.000	-45.83	≤-41.20	49.37	≤54	PASS
				Peak	5350.000	-39.83	≤-21.20	55.37	≤74	PASS
				Peak	5409.040	-36.21	≤-21.20	58.99	≤74	PASS
				Peak	5460.000	-41.18	≤-21.20	54.02	≤74	PASS

11AC20SISO	Ant2	Low	5180	AV	4500.000	-47.9	≤-41.20	47.30	≤54	PASS
				AV	4943.800	-45.59	≤-41.20	49.61	≤54	PASS
				AV	5150.000	-46.89	≤-41.20	48.31	≤54	PASS
				Peak	4500.000	-41.9	≤-21.20	53.30	≤74	PASS
				Peak	4913.700	-35.86	≤-21.20	59.34	≤74	PASS
				Peak	5150.000	-41.05	≤-21.20	54.15	≤74	PASS
		High	5240	AV	5350.000	-46.59	≤-41.20	48.61	≤54	PASS
				AV	5448.960	-45.77	≤-41.20	49.43	≤54	PASS
				AV	5460.000	-45.78	≤-41.20	49.42	≤54	PASS
				Peak	5350.000	-39.4	≤-21.20	55.80	≤74	PASS
				Peak	5426.640	-37.61	≤-21.20	57.59	≤74	PASS
				Peak	5460.000	-41.71	≤-21.20	53.49	≤74	PASS
11AC40SISO	Ant2	Low	5190	AV	4500.000	-47.8	≤-41.20	47.40	≤54	PASS
				AV	4940.300	-45.52	≤-41.20	49.68	≤54	PASS
				AV	5150.000	-46.61	≤-41.20	48.59	≤54	PASS
				Peak	4500.000	-42.63	≤-21.20	52.57	≤74	PASS
				Peak	5018.700	-35.77	≤-21.20	59.43	≤74	PASS
				Peak	5150.000	-42.38	≤-21.20	52.82	≤74	PASS
		High	5230	AV	5350.000	-46.6	≤-41.20	48.60	≤54	PASS
				AV	5457.660	-45.67	≤-41.20	49.53	≤54	PASS
				AV	5460.000	-45.74	≤-41.20	49.46	≤54	PASS
				Peak	5350.000	-40.67	≤-21.20	54.53	≤74	PASS
				Peak	5458.440	-37.37	≤-21.20	57.83	≤74	PASS
				Peak	5460.000	-40.96	≤-21.20	54.24	≤74	PASS
11AX20SISO	Ant2	Low	5180	AV	4500.000	-47.79	≤-41.20	47.41	≤54	PASS
				AV	4943.100	-45.48	≤-41.20	49.72	≤54	PASS
				AV	5150.000	-46.81	≤-41.20	48.39	≤54	PASS
				Peak	4500.000	-42.57	≤-21.20	52.63	≤74	PASS
				Peak	5006.100	-36.24	≤-21.20	58.96	≤74	PASS
				Peak	5150.000	-41.04	≤-21.20	54.16	≤74	PASS
		High	5240	AV	5350.000	-46.51	≤-41.20	48.69	≤54	PASS
				AV	5456.640	-45.69	≤-41.20	49.51	≤54	PASS
				AV	5460.000	-45.73	≤-41.20	49.47	≤54	PASS
				Peak	5350.000	-40.42	≤-21.20	54.78	≤74	PASS
				Peak	5421.360	-36.01	≤-21.20	59.19	≤74	PASS
				Peak	5460.000	-40.14	≤-21.20	55.06	≤74	PASS
11AX40SISO	Ant2	Low	5190	AV	4500.000	-47.79	≤-41.20	47.41	≤54	PASS
				AV	4943.800	-45.5	≤-41.20	49.70	≤54	PASS
				AV	5150.000	-46.68	≤-41.20	48.52	≤54	PASS
				Peak	4500.000	-43.71	≤-21.20	51.49	≤74	PASS
				Peak	5012.400	-36.44	≤-21.20	58.76	≤74	PASS
				Peak	5150.000	-39.04	≤-21.20	56.16	≤74	PASS
		High	5230	AV	5350.000	-46.64	≤-41.20	48.56	≤54	PASS

				AV	5458.700	-45.8	≤-41.20	49.40	≤54	PASS
				AV	5460.000	-45.86	≤-41.20	49.34	≤54	PASS
				Peak	5350.000	-42.15	≤-21.20	53.05	≤74	PASS
				Peak	5431.660	-36.63	≤-21.20	58.57	≤74	PASS
				Peak	5460.000	-40.24	≤-21.20	54.96	≤74	PASS

Note：

1. The Antenna Gain is compensated in the graph.
2. The Duty Cycle Factor and RBW Factor is compensated in the graph.
3. For transmitters operating in 5150-5350 GHz band and 5470-5725 GHz band: The limit in dBm for average detector is conversion from 54dBuV/m, according to 15.209(a). The limit in dBm for peak detector is 20dB above the limit of average detector in dBm.

Test Graphs

11A_Ant2_Low_5180_AV

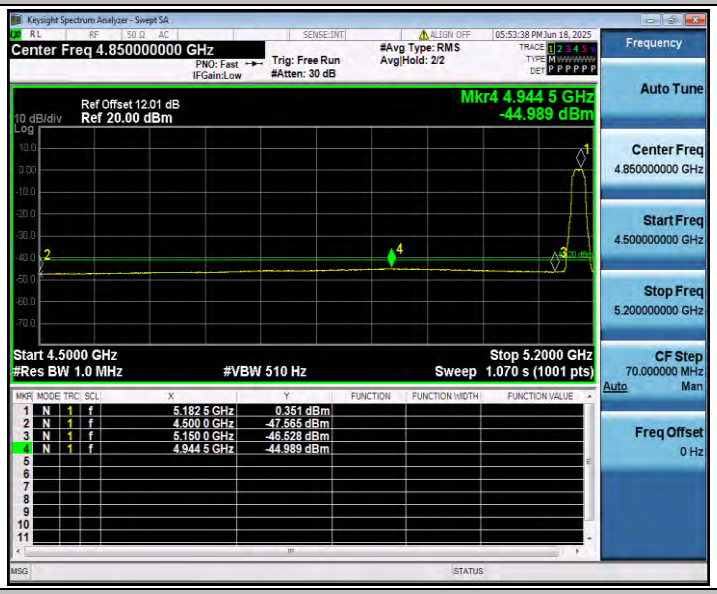

11A_Ant2_Low_5180_Peak

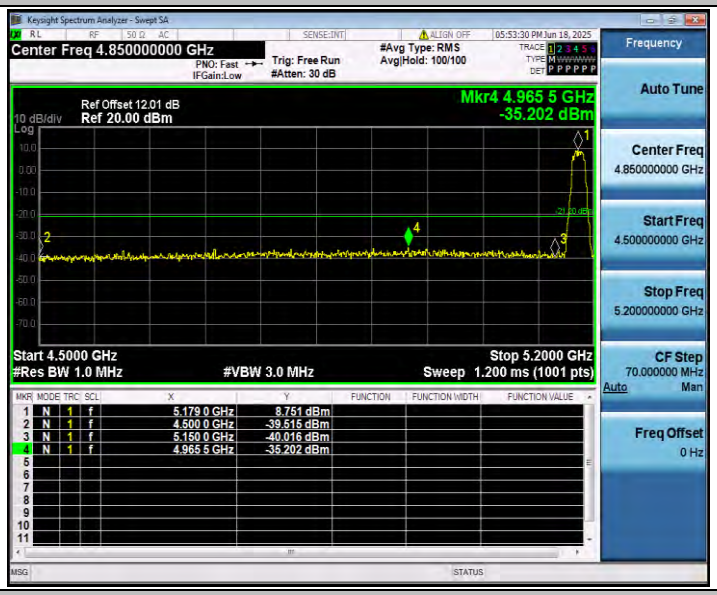

11A_Ant2_High_5240_AV

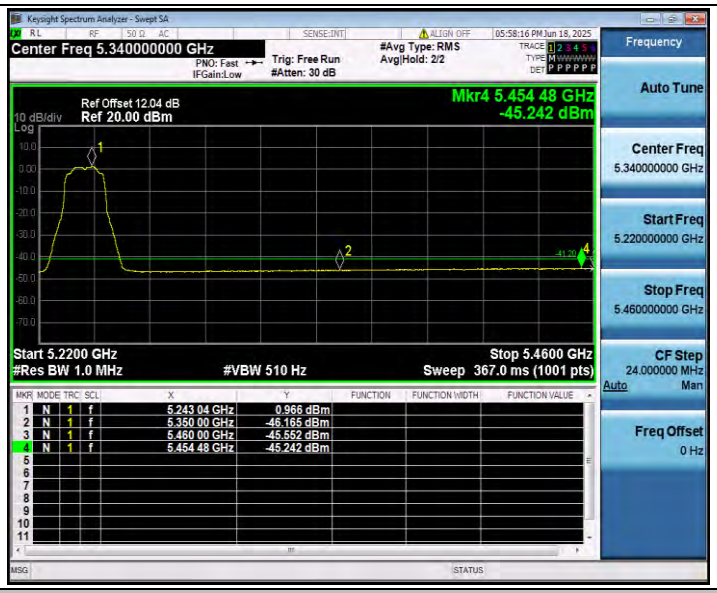

11A_Ant2_High_5240_Peak

11N20SISO_Ant2_Low_5180_Peak

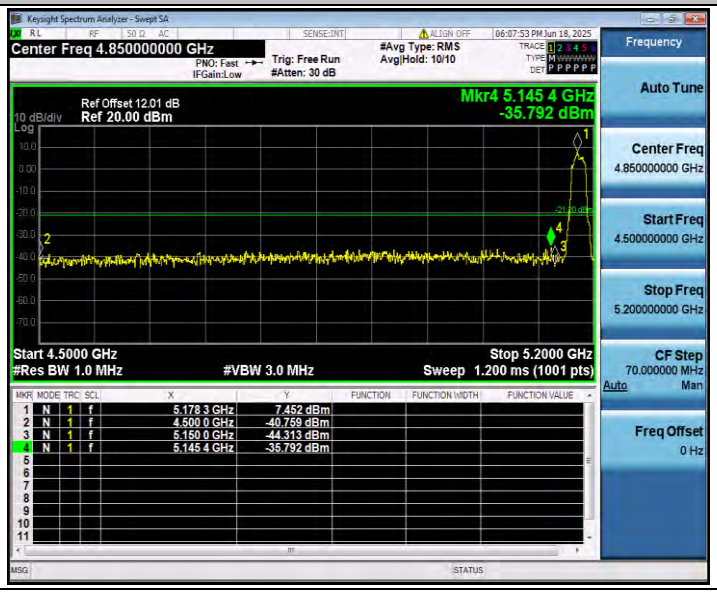

11N20SISO_Ant2_High_5240_AV

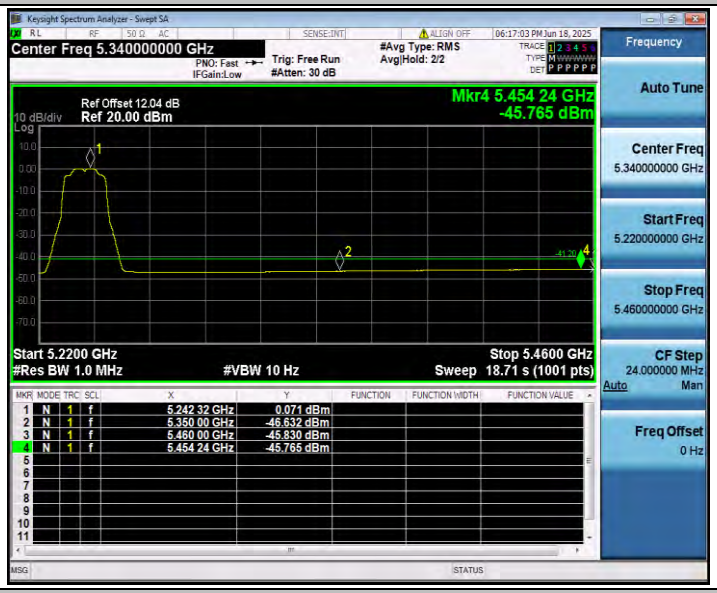

11N20SISO_Ant2_High_5240_Peak

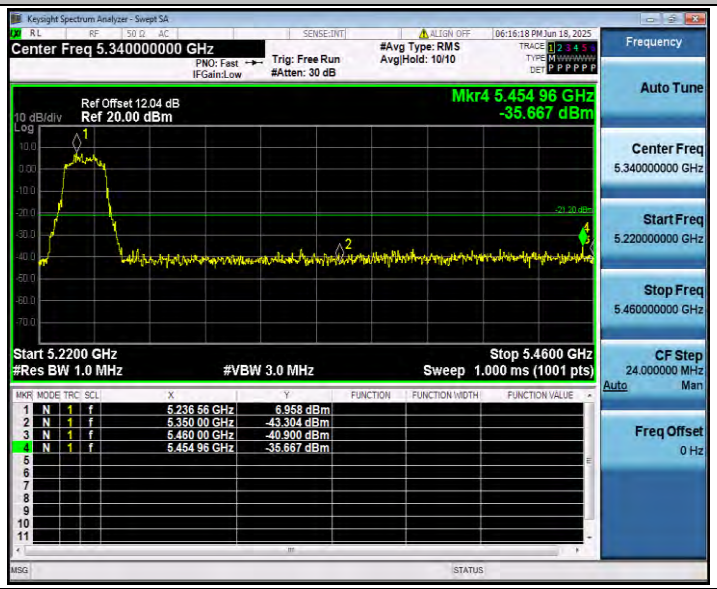

11N40SISO_Ant2_Low_5190_AV

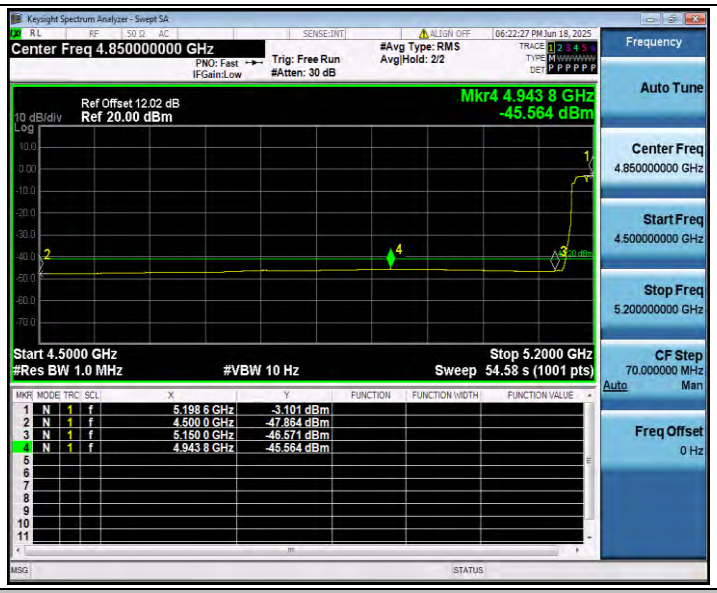

11N40SISO_Ant2_Low_5190_Peak

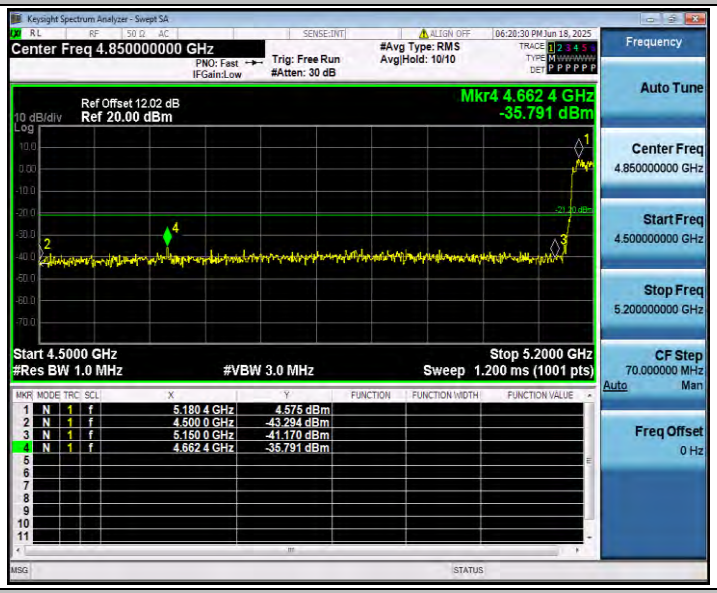

11N40SISO_Ant2_High_5230_AV

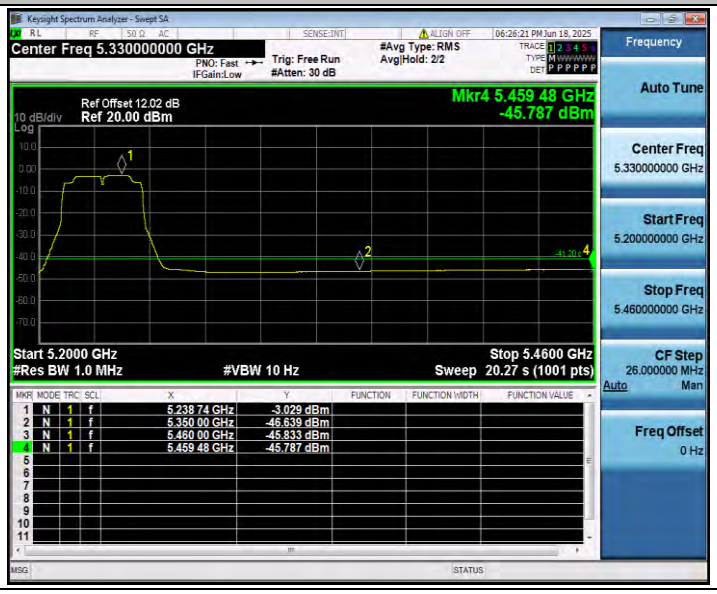

11N40SISO_Ant2_High_5230_Peak

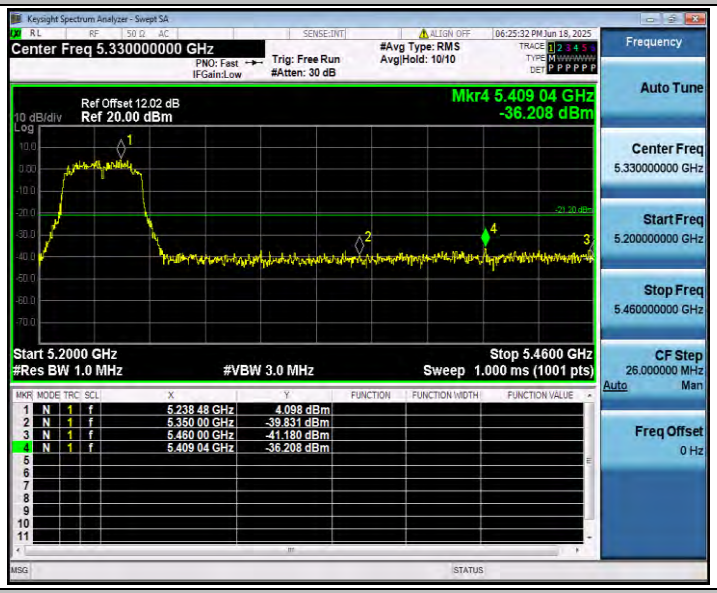

11AC20SISO_Ant2_Low_5180_AV

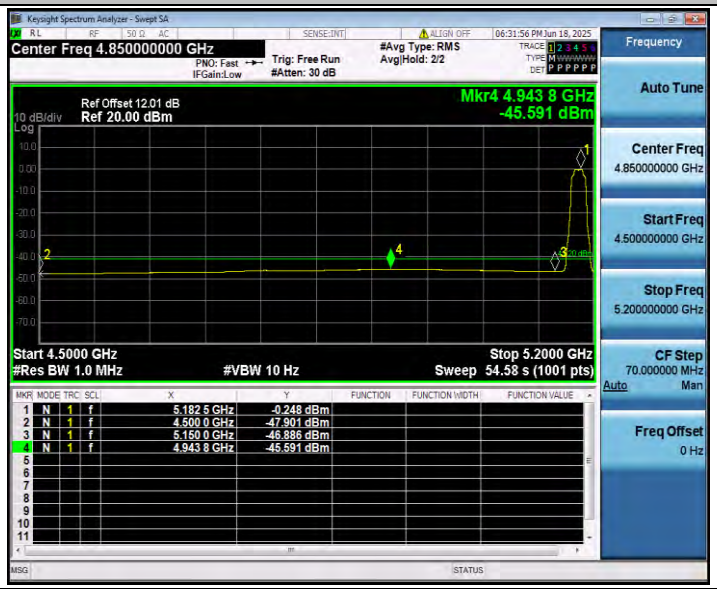

11AC20SISO_Ant2_Low_5180_Peak

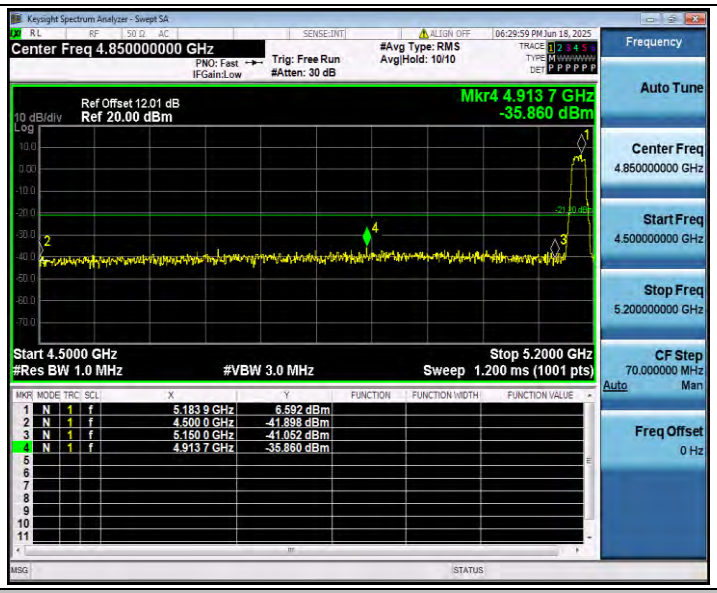

11AC20SISO_Ant2_High_5240_AV

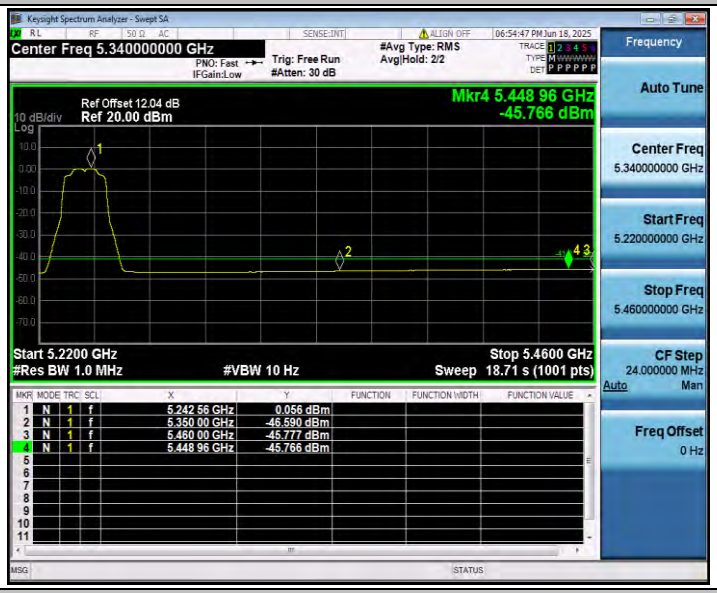

11AC20SISO_Ant2_High_5240_Peak

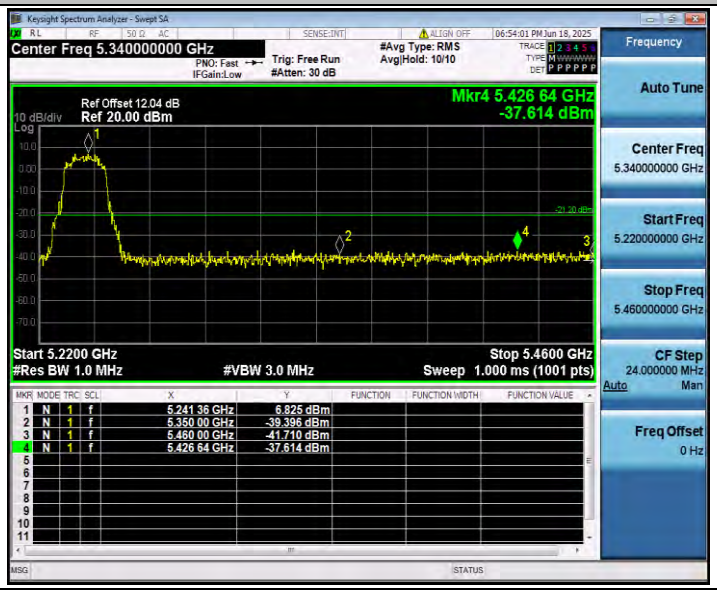

11AC40SISO_Ant2_Low_5190_AV

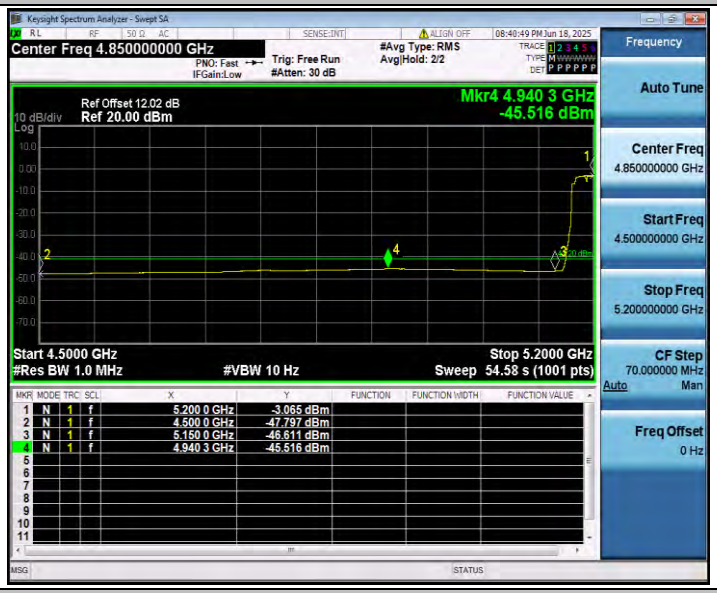

11AC40SISO_Ant2_Low_5190_Peak

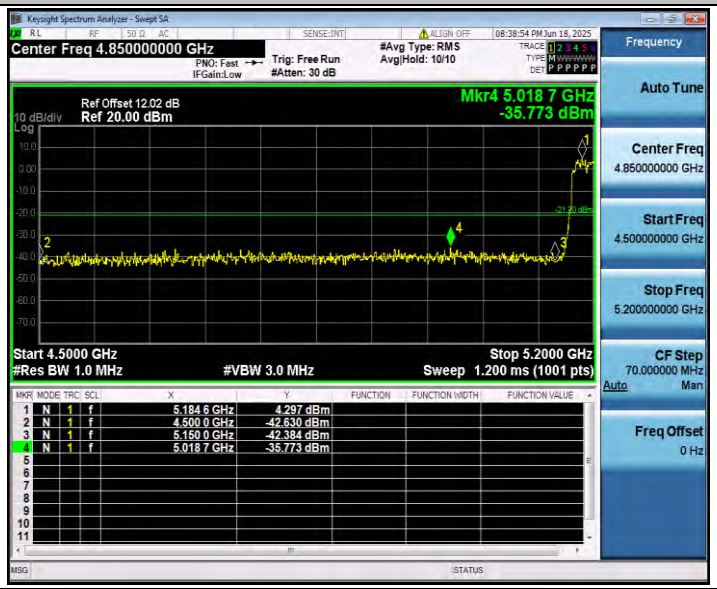

11AC40SISO_Ant2_High_5230_AV

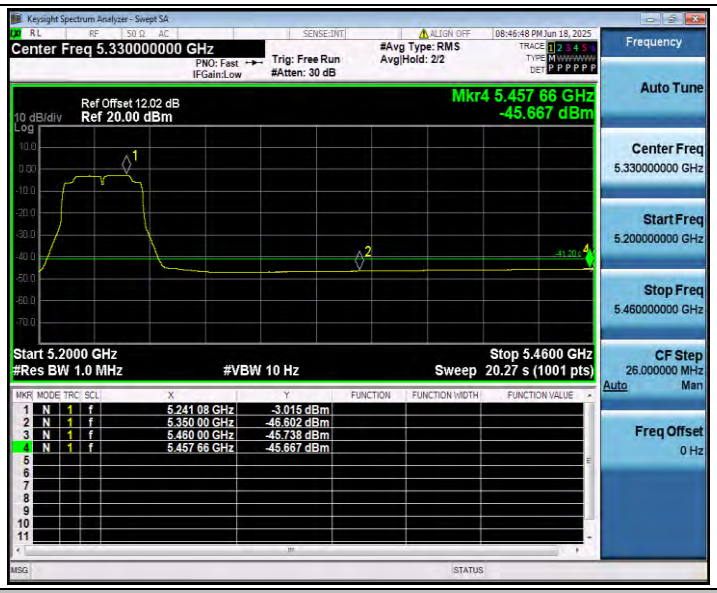

11AC40SISO_Ant2_High_5230_Peak

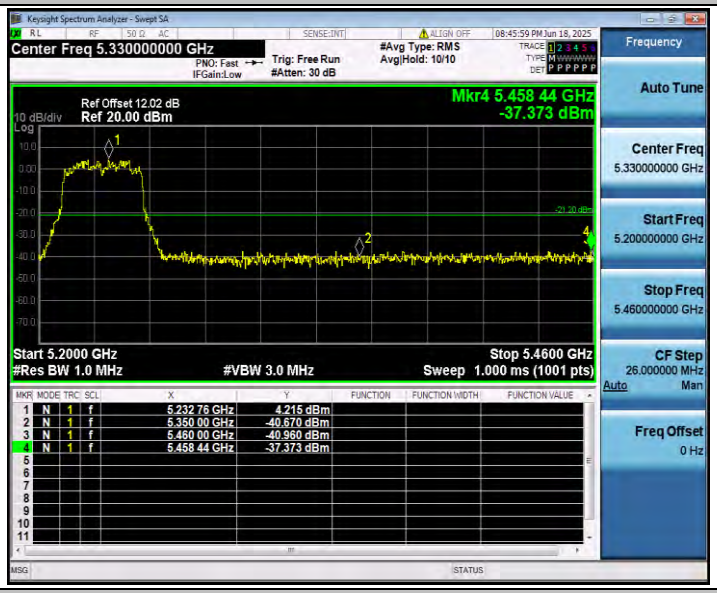

11AX20SISO_Ant2_Low_5180_AV

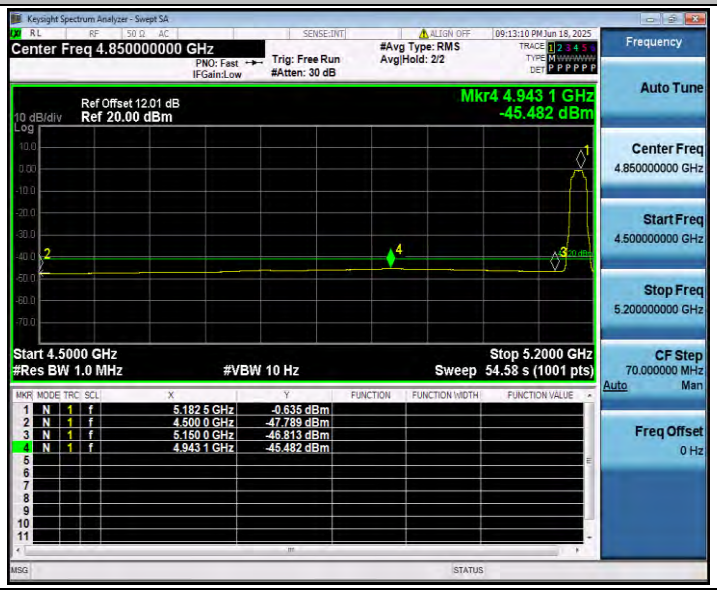

11AX20SISO_Ant2_Low_5180_Peak

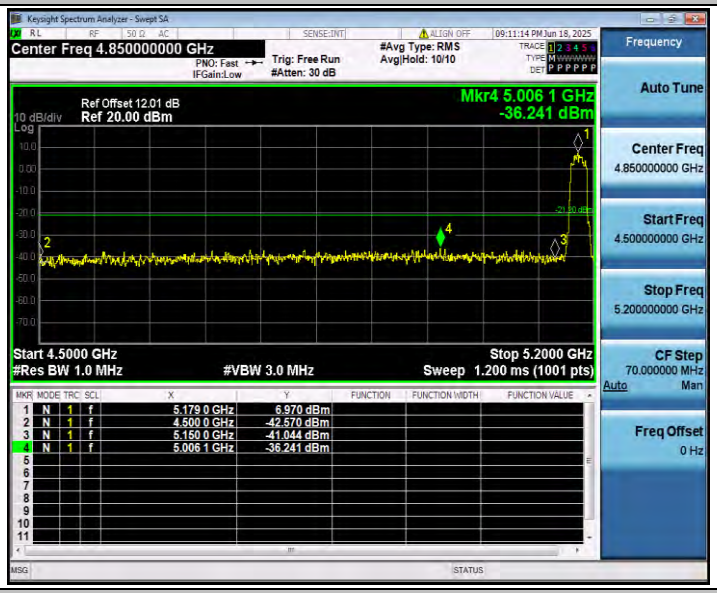

11AX20SISO_Ant2_High_5240_AV

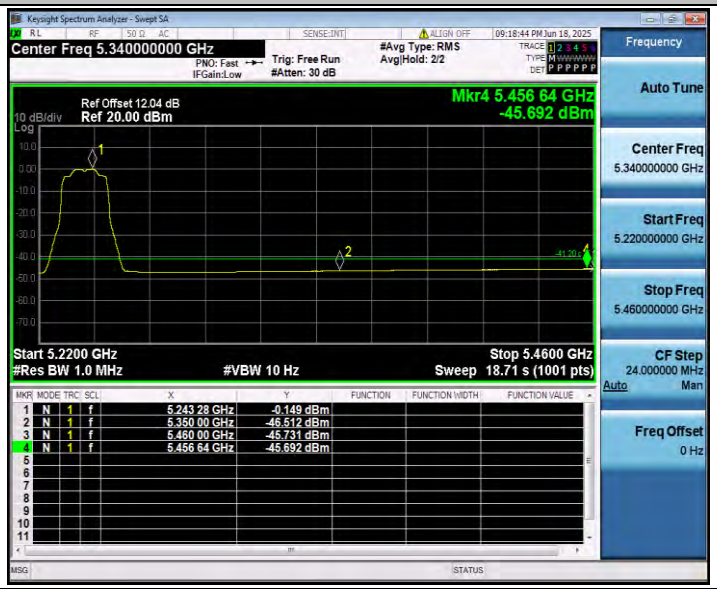

11AX20SISO_Ant2_High_5240_Peak

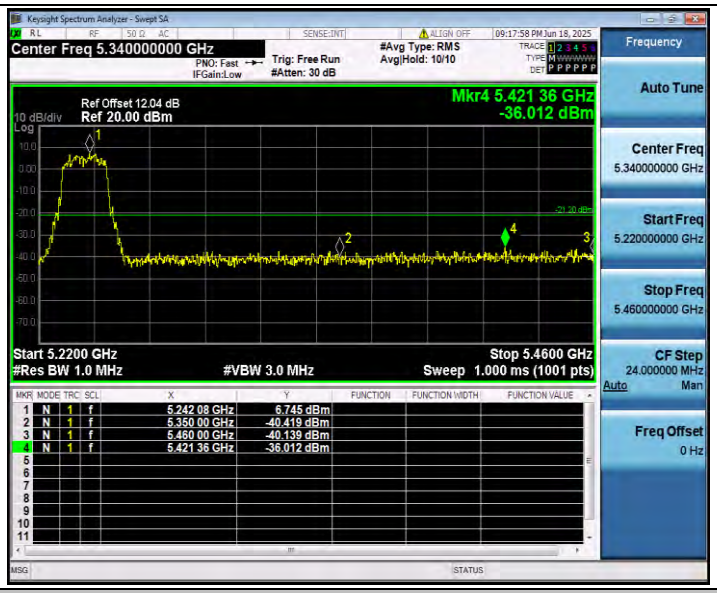

11AX40SISO_Ant2_Low_5190_AV

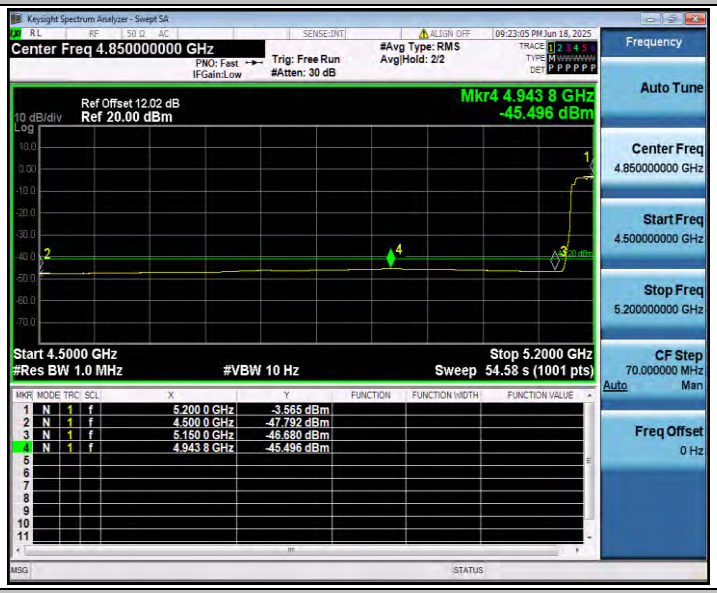

11AX40SISO_Ant2_Low_5190_Peak

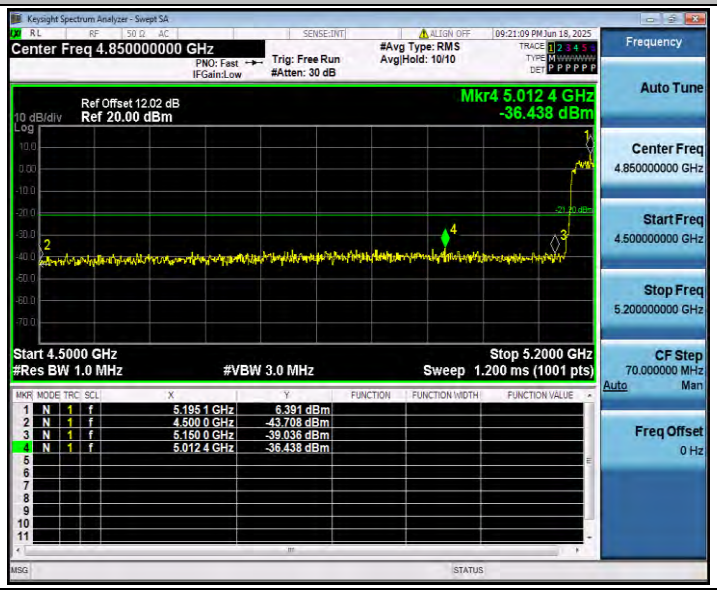

11AX40SISO_Ant2_High_5230_AV
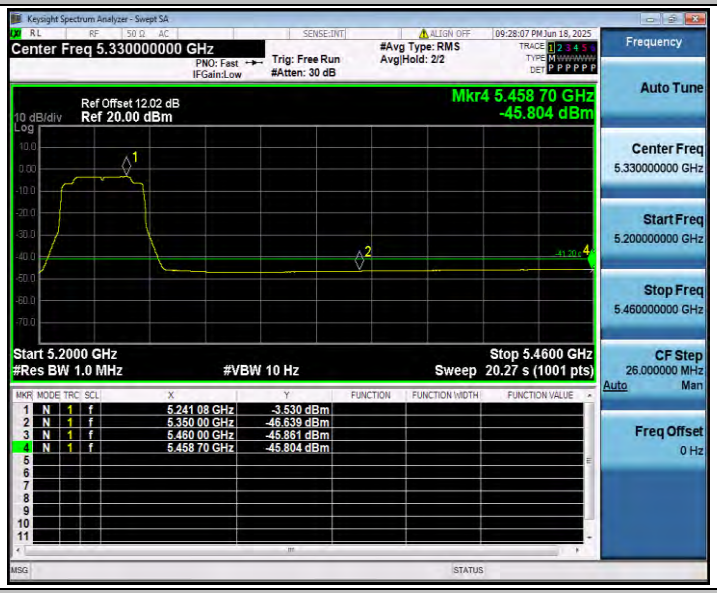
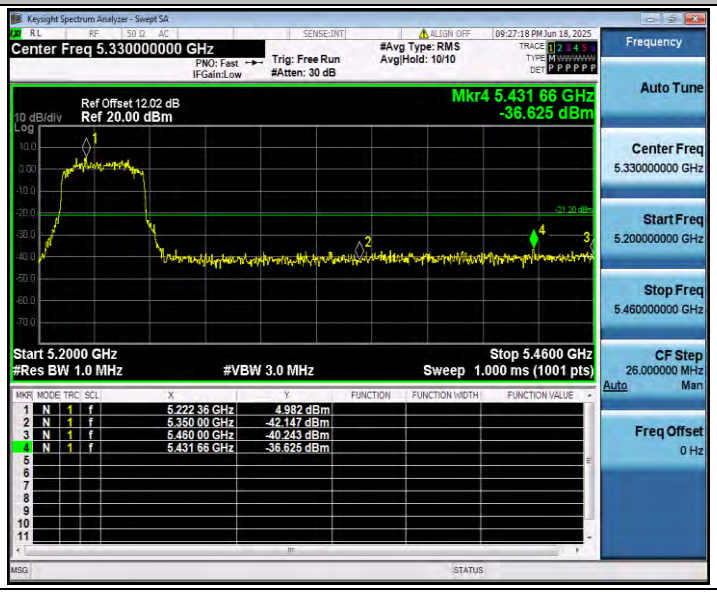
11AX40SISO_Ant2_High_5230_Peak