Appendix F.4: Maximum conducted output power

Test Result Channel Power

Test Mode	Antenna	Freq(MHz)	Channel Powert [dBm]	Duty Cycle [%]	DC Factor [dBm]	Result [dBm]	Limit [dBm]	Verdict
11A	Ant2	5500	8.64	97.66	0.10	8.74	≤23.98	PASS
		5580	8.15	98.12	0.08	8.23	≤23.98	PASS
		5700	8.11	97.66	0.10	8.21	≤23.98	PASS
11N20SISO	Ant2	5500	8.33	98.76	0.05	8.38	≤23.98	PASS
		5580	8.26	98.76	0.05	8.31	≤23.98	PASS
		5700	8.06	99.00	0.04	8.10	≤23.98	PASS
11N40SISO	Ant2	5510	8.41	98.76	0.05	8.46	≤23.98	PASS
		5590	8.21	98.76	0.05	8.26	≤23.98	PASS
		5670	8.51	98.76	0.05	8.56	≤23.98	PASS
11AC20SISO	Ant2	5500	8.47	99.00	0.04	8.51	≤23.98	PASS
		5580	8.43	98.75	0.05	8.48	≤23.98	PASS
		5700	8.09	99.00	0.04	8.13	≤23.98	PASS
11AC40SISO	Ant2	5510	8.52	98.75	0.05	8.57	≤23.98	PASS
		5590	8.24	98.75	0.05	8.29	≤23.98	PASS
		5670	8.52	98.75	0.05	8.57	≤23.98	PASS
11AX20SISO	Ant2	5500	8.23	98.76	0.05	8.28	≤23.98	PASS
		5580	8.26	98.76	0.05	8.31	≤23.98	PASS
		5700	7.88	99.01	0.04	7.92	≤23.98	PASS
11AX40SISO	Ant2	5510	8.15	98.76	0.05	8.20	≤23.98	PASS
		5590	7.90	99.01	0.04	7.94	≤23.98	PASS
		5670	8.27	98.76	0.05	8.32	≤23.98	PASS

Appendix F.5: Maximum power spectral density

Test Result

TestMode	Antenna	Freq(MHz)	Result [dBm/MHz]	Limit[dBm/MHz]	Verdict
11A	Ant2	5500	-2.42	≤11.00	PASS
		5580	-2.77	≤11.00	PASS
		5700	-2.56	≤11.00	PASS
11N20SISO	Ant2	5500	-2.91	≤11.00	PASS
		5580	-2.92	≤11.00	PASS
		5700	-2.89	≤11.00	PASS
11N40SISO	Ant2	5510	-5.79	≤11.00	PASS
		5590	-5.93	≤11.00	PASS
		5670	-5.70	≤11.00	PASS
11AC20SISO	Ant2	5500	-2.76	≤11.00	PASS
		5580	-2.78	≤11.00	PASS
		5700	-2.94	≤11.00	PASS
11AC40SISO	Ant2	5510	-5.63	≤11.00	PASS
		5590	-6.05	≤11.00	PASS
		5670	-5.77	≤11.00	PASS
11AX20SISO	Ant2	5500	-3.22	≤11.00	PASS
		5580	-3.20	≤11.00	PASS
		5700	-3.43	≤11.00	PASS
11AX40SISO	Ant2	5510	-6.22	≤11.00	PASS
		5590	-6.53	≤11.00	PASS
		5670	-6.05	≤11.00	PASS

Note：1.The Result and Limit Unit is dBm/500 kHz in the band 5.725–5.85 GHz.
2.The Duty Cycle Factor and RBW Factor is compensated in the graph.

Test Graphs

11A_Ant2_5500

11A_Ant2_5580

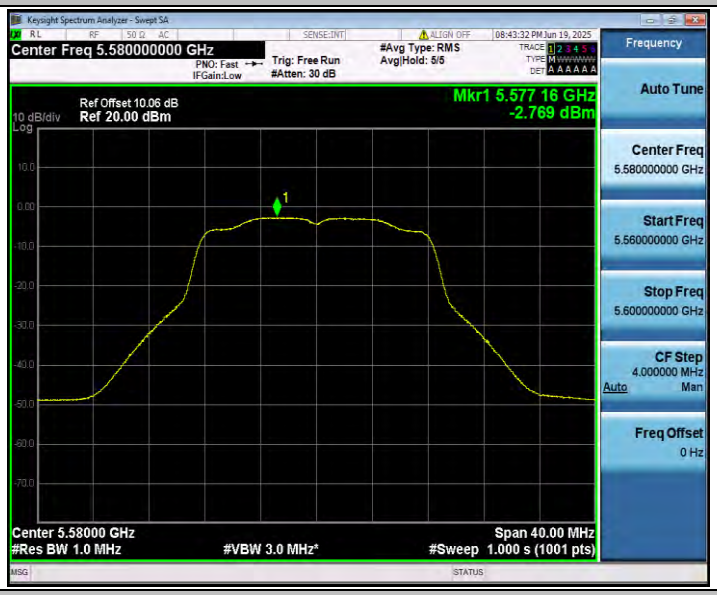

11A_Ant2_5700

11N20SISO_Ant2_5500

11N20SISO_Ant2_5580

11N20SISO_Ant2_5700

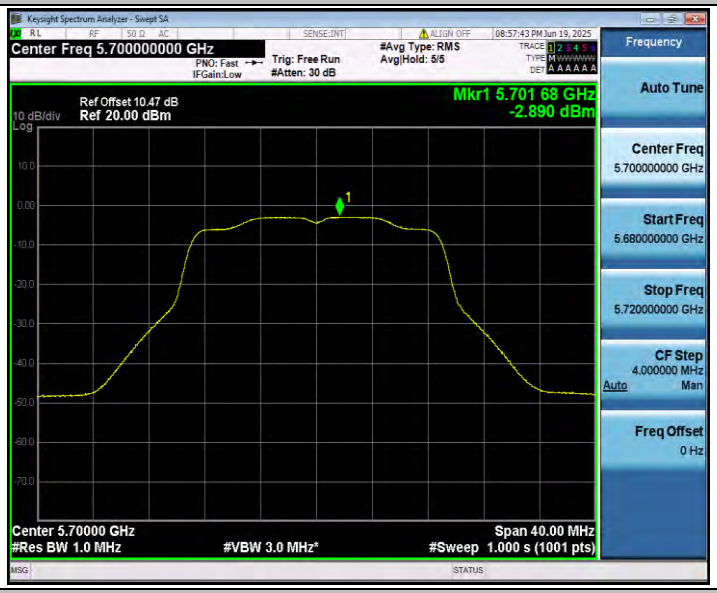

11N40SISO_Ant2_5510

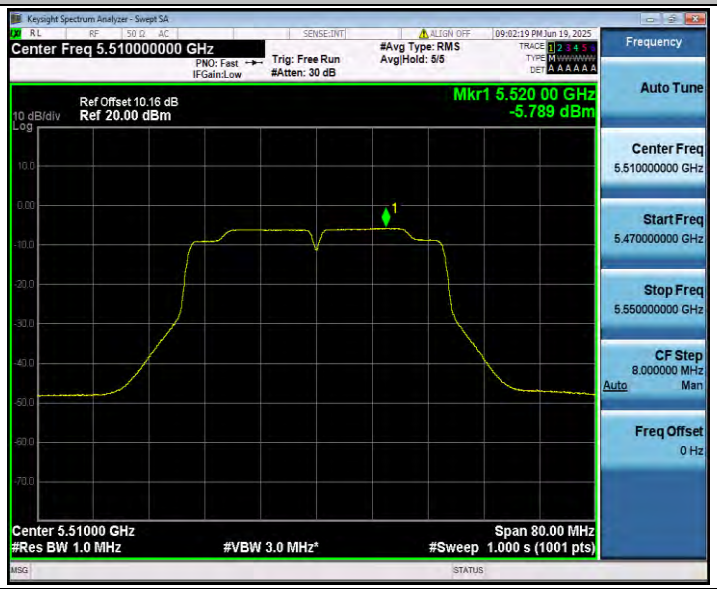

11N40SISO_Ant2_5590

11N40SISO_Ant2_5670

11AC20SISO_Ant2_5500

11AC20SISO_Ant2_5580
11AC20SISO_Ant2_5700
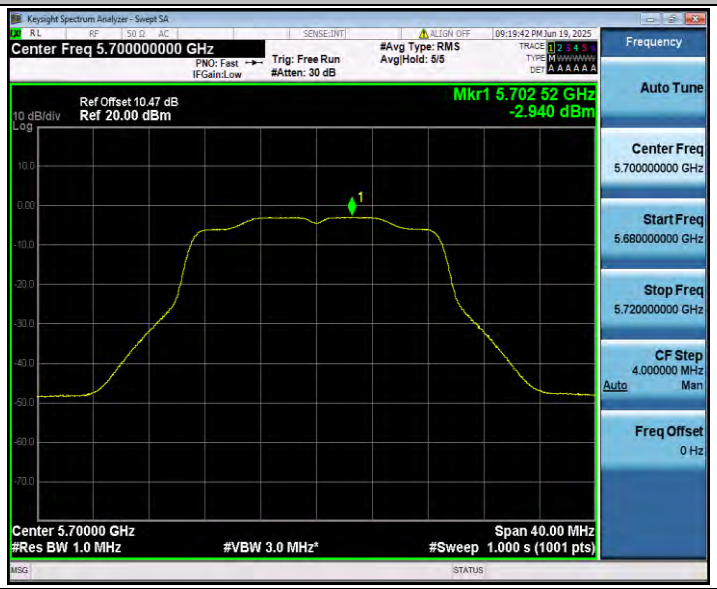
11AC40SISO_Ant2_5510

11AC40SISO_Ant2_5590

11AC40SISO_Ant2_5670

11AX20SISO_Ant2_5500

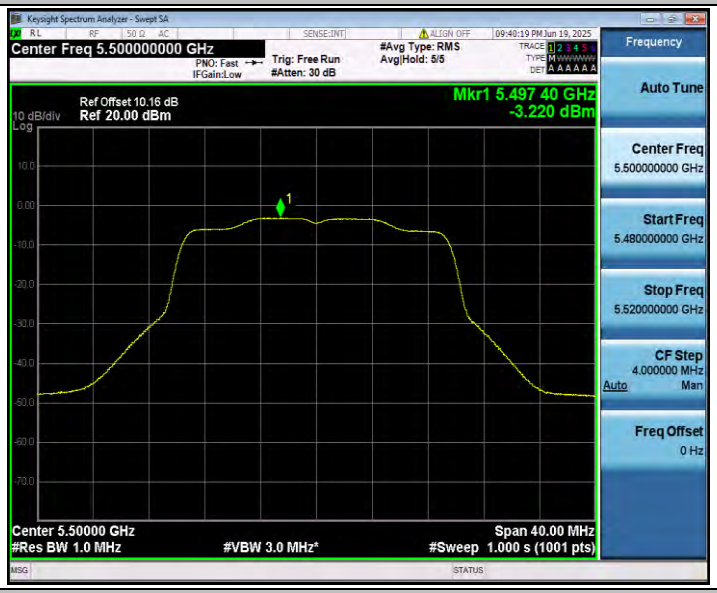

11AX20SISO_Ant2_5580

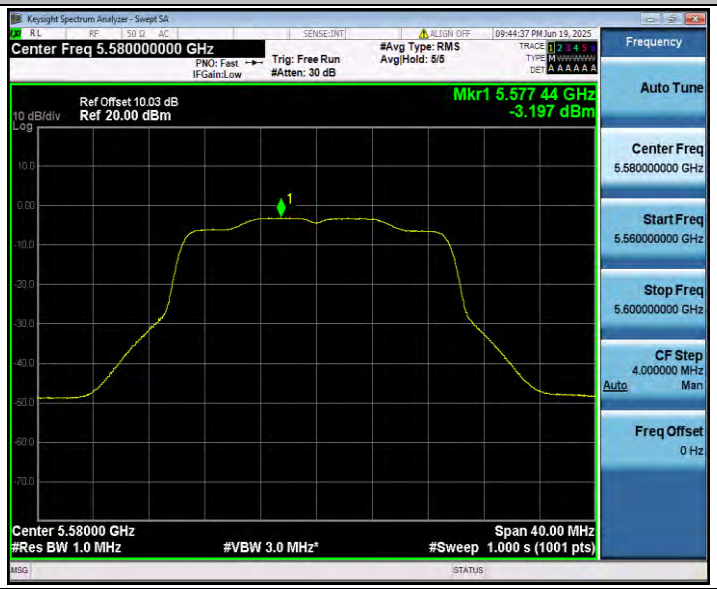

11AX20SISO_Ant2_5700

11AX40SISO_Ant2_5510

11AX40SISO_Ant2_5590

11AX40SISO_Ant2_5670

Appendix F.6: Band edge measurements

Test Result B3

TestMode	Antenna	ChName	Freq(MHz)	Result[dBm]	Limit[dBm]	Verdict
11A	Ant2	Low	5500	-36.91	≤-27	PASS
		High	5700	-36.84	≤-27	PASS
11N20SISO	Ant2	Low	5500	-36.96	≤-27	PASS
		High	5700	-36.9	≤-27	PASS
11N40SISO	Ant2	Low	5510	-37.15	≤-27	PASS
		High	5670	-36.92	≤-27	PASS
11AC20SISO	Ant2	Low	5500	-36.83	≤-27	PASS
		High	5700	-36.46	≤-27	PASS
11AC40SISO	Ant2	Low	5510	-36.46	≤-27	PASS
		High	5670	-37.14	≤-27	PASS
11AX20SISO	Ant2	Low	5500	-36.65	≤-27	PASS
		High	5700	-37.36	≤-27	PASS
11AX40SISO	Ant2	Low	5510	-37.63	≤-27	PASS
		High	5670	-37.24	≤-27	PASS

Test Graphs B3

11A_Ant2_Low_5500

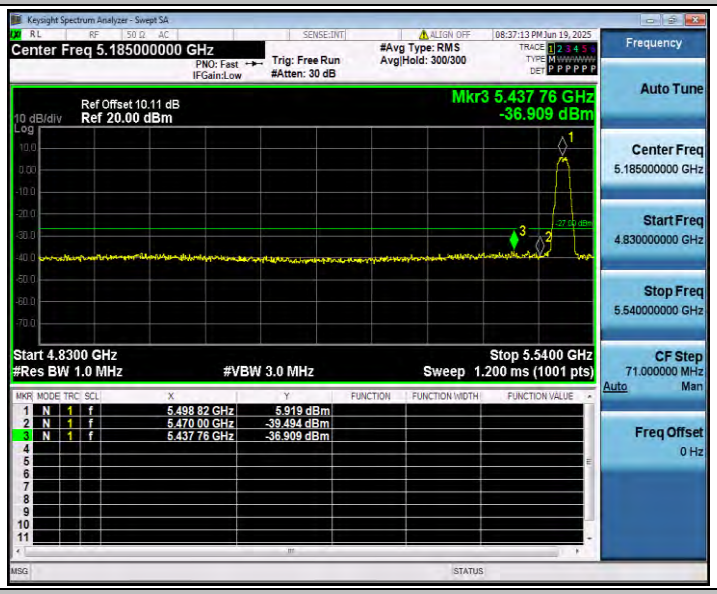

11A_Ant2_High_5700

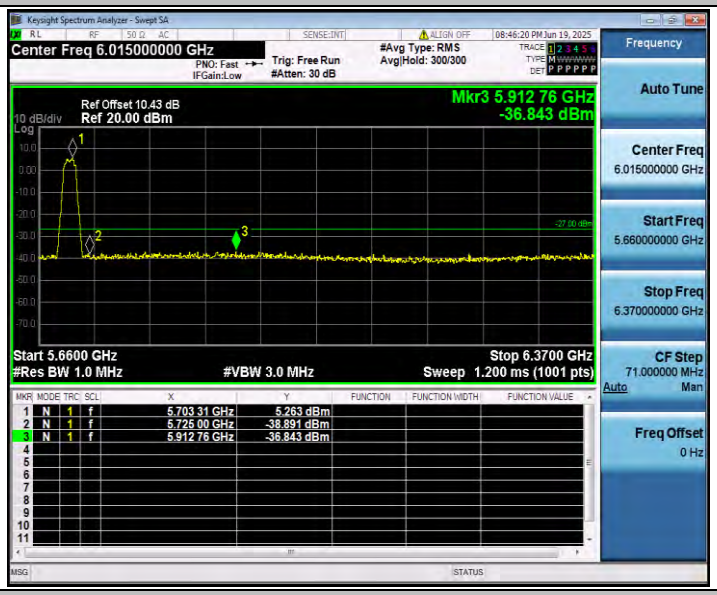

11N20SISO_Ant2_Low_5500

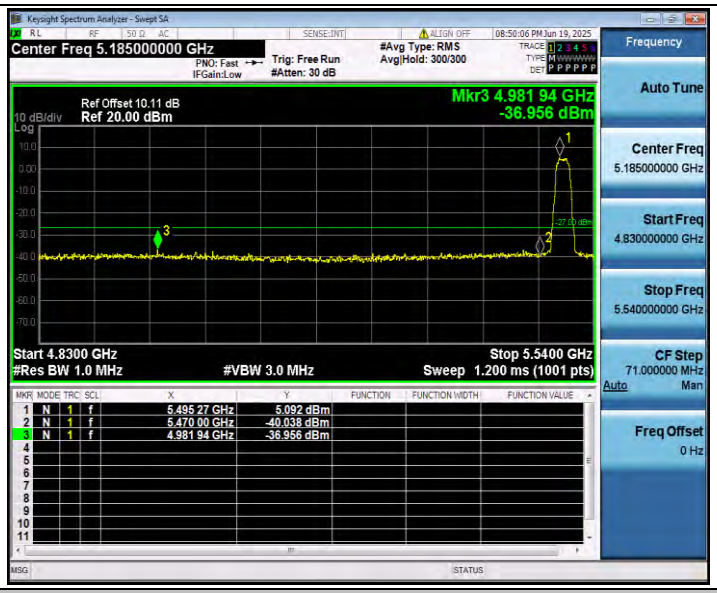

11N20SISO_Ant2_High_5700

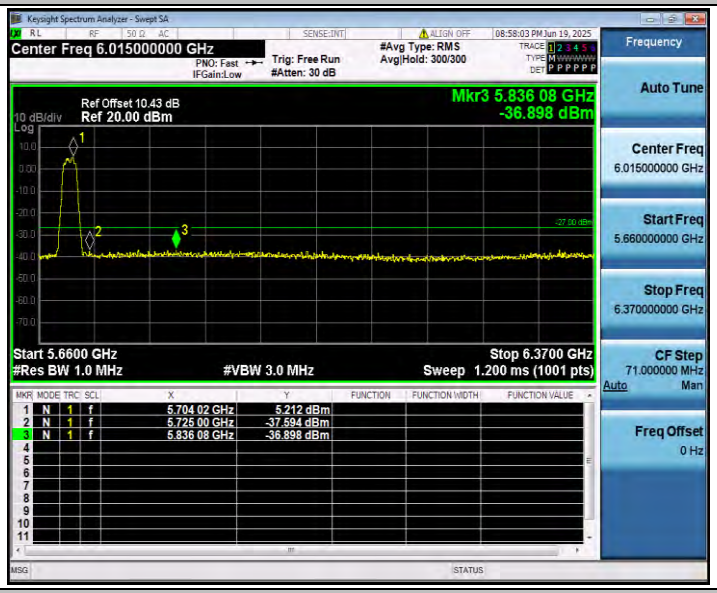

11N40SISO_Ant2_Low_5510

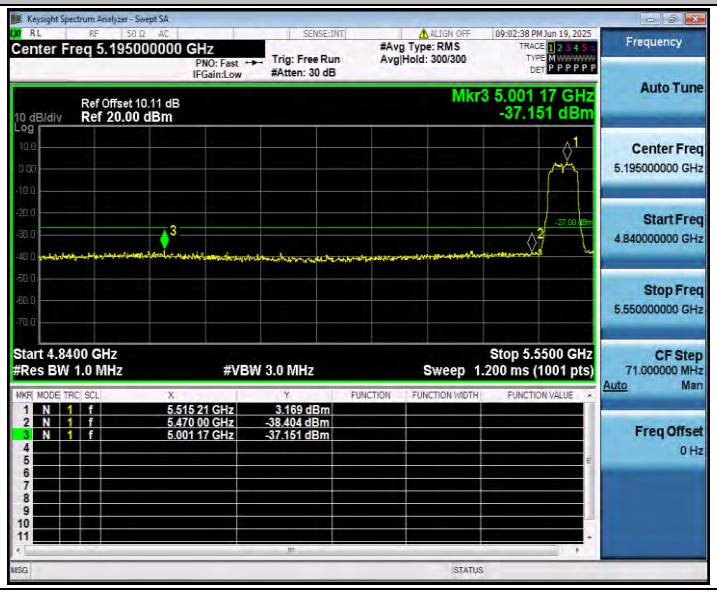

11N40SISO_Ant2_High_5670

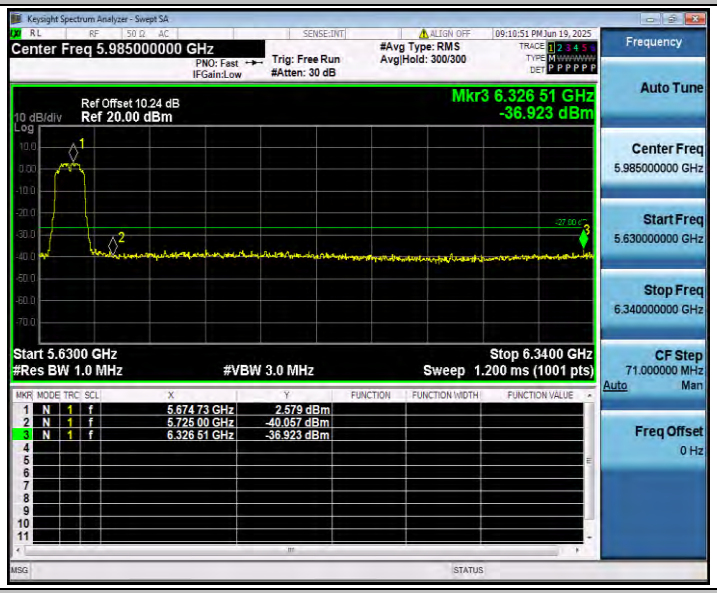

11AC20SISO_Ant2_Low_5500

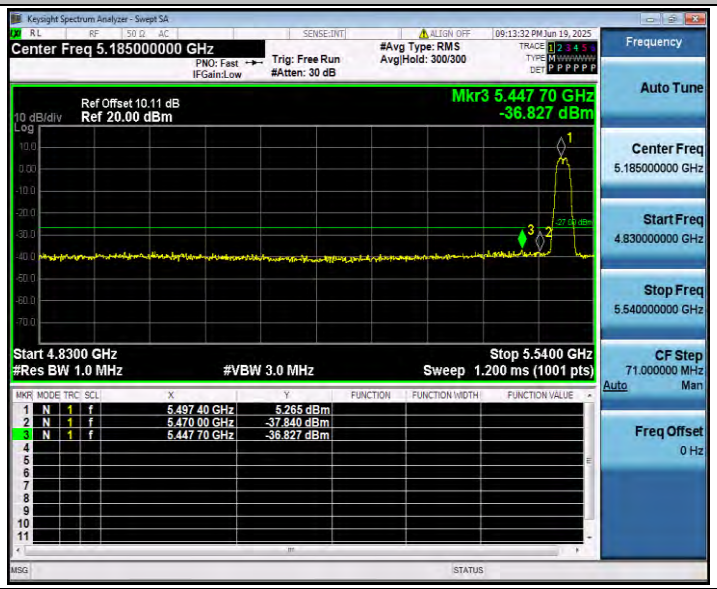

11AC20SISO_Ant2_High_5700

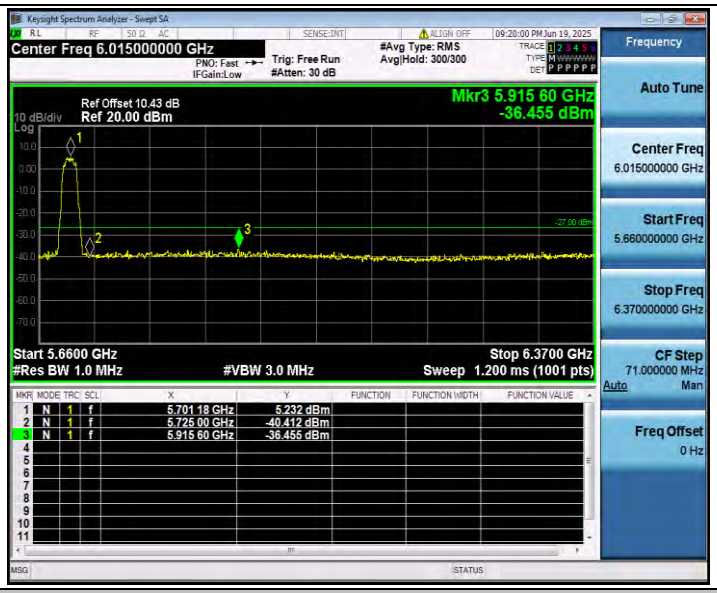

11AC40SISO_Ant2_Low_5510

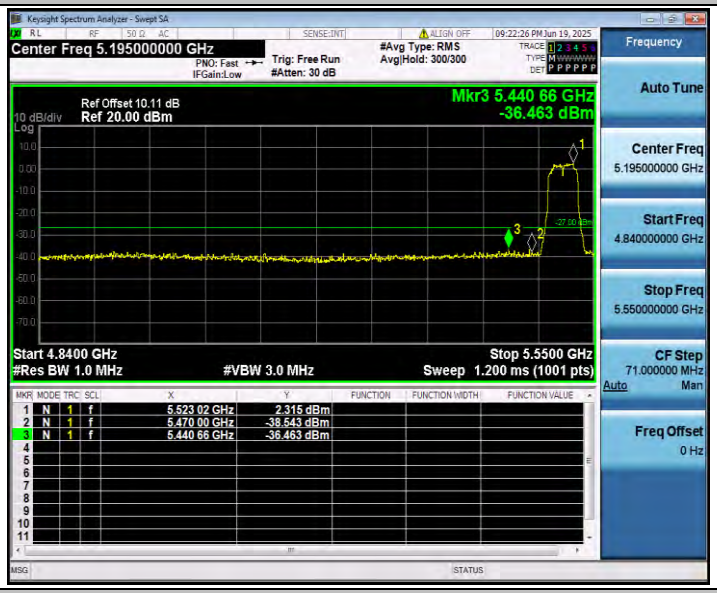

11AC40SISO_Ant2_High_5670

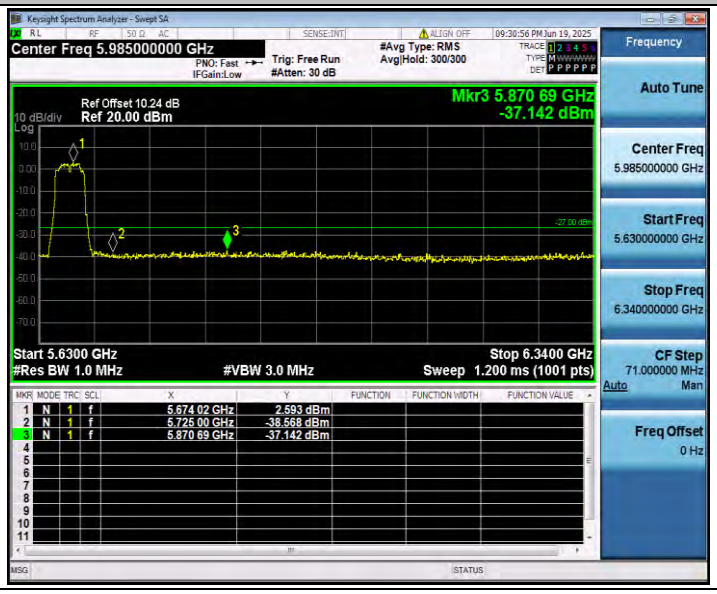

11AX20SISO_Ant2_Low_5500

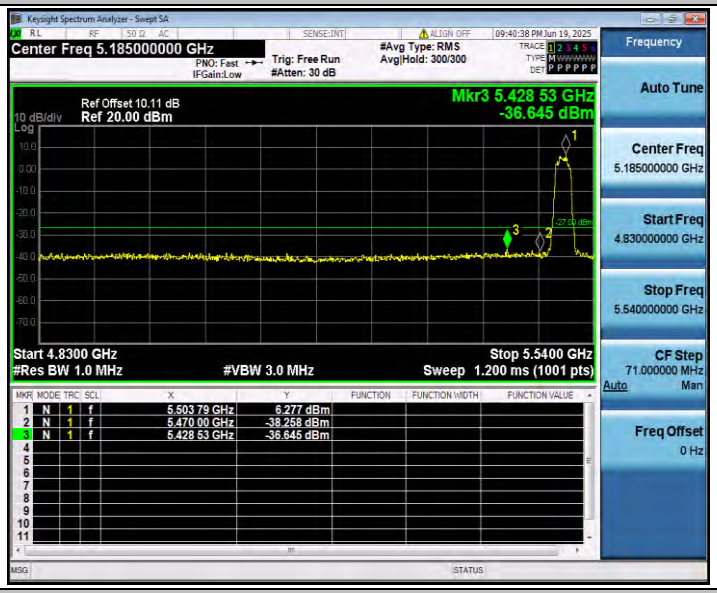

11AX20SISO_Ant2_High_5700

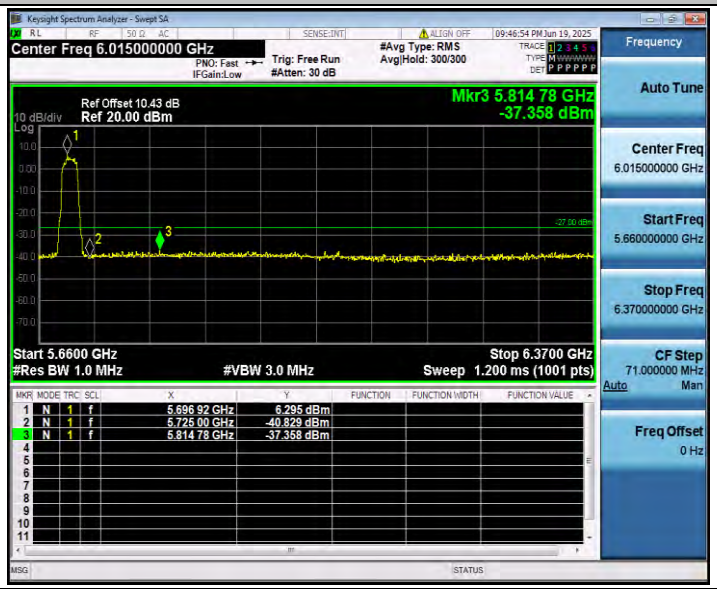

11AX40SISO_Ant2_Low_5510

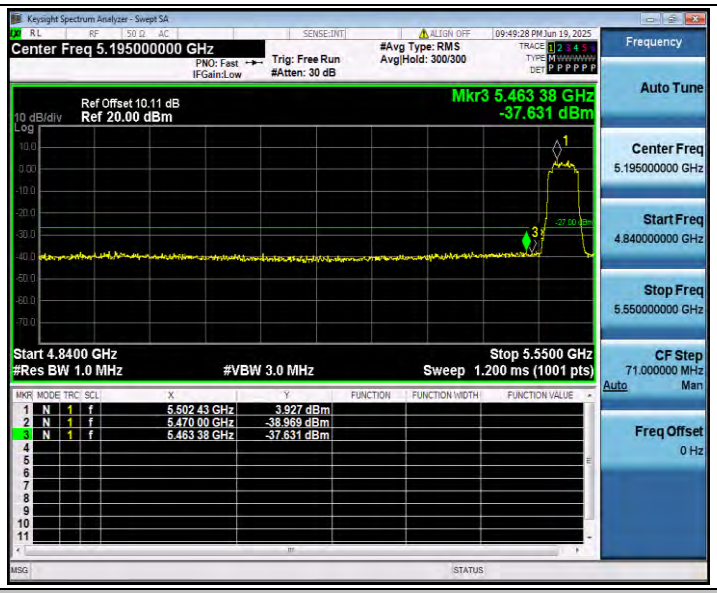

11AX40SISO_Ant2_High_5670

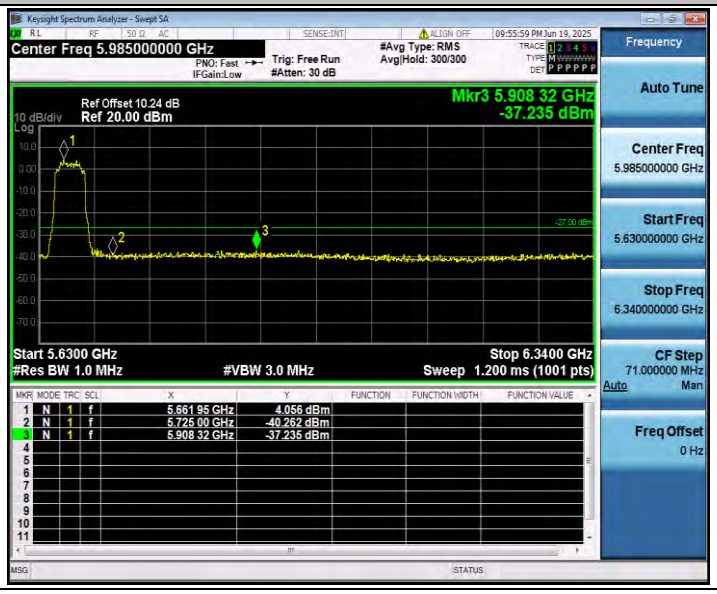

Appendix F.7: Conducted Spurious Emission

Test Result

TestMode	Antenna	Freq(MHz)	FreqRange [MHz]	Max. Fre [MHz]	Max. Level [dBm]	Limit [dBm]	Verdict
11A	Ant2	5500	30~5460	5454.93	-45.54	≤-27	PASS
			5735~27000	25626.28	-36.78	≤-27	PASS
		5580	30~5460	5409.32	-45.85	≤-27	PASS
			5735~27000	23525.3	-36.76	≤-27	PASS
		5700	30~5460	2652.51	-45	≤-27	PASS
			5735~27000	24129.23	-36.52	≤-27	PASS
11N20SISO	Ant2	5500	30~5460	5425.97	-45	≤-27	PASS
			5735~27000	24863.58	-36.5	≤-27	PASS
		5580	30~5460	3339.59	-46	≤-27	PASS
			5735~27000	26652.67	-37.01	≤-27	PASS
		5700	30~5460	1736.83	-43.59	≤-27	PASS
			5735~27000	24195.86	-36.81	≤-27	PASS
11N40SISO	Ant2	5510	30~5460	5450.23	-44.61	≤-27	PASS
			5735~27000	24185.93	-36.09	≤-27	PASS
		5590	30~5460	2665.72	-46.42	≤-27	PASS
			5735~27000	23543.73	-37.22	≤-27	PASS
		5670	30~5460	5446.61	-45.62	≤-27	PASS
			5735~27000	24283.75	-35.65	≤-27	PASS
11AC20SISO	Ant2	5500	30~5460	5427.6	-46	≤-27	PASS
			5735~27000	26901.47	-36.93	≤-27	PASS
		5580	30~5460	5388.69	-46.12	≤-27	PASS
			5735~27000	25211.61	-36.71	≤-27	PASS
		5700	30~5460	2560.2	-45.52	≤-27	PASS
			5735~27000	24213.58	-36.04	≤-27	PASS
11AC40SISO	Ant2	5510	30~5460	5446.43	-45.62	≤-27	PASS
			5735~27000	25982.82	-37.09	≤-27	PASS
		5590	30~5460	5442.44	-46.01	≤-27	PASS
			5735~27000	23487.02	-36.31	≤-27	PASS
		5670	30~5460	3157.86	-46.02	≤-27	PASS
			5735~27000	24998.96	-36.93	≤-27	PASS
11AX20SISO	Ant2	5500	30~5460	5412.94	-44.23	≤-27	PASS
			5735~27000	25470.34	-37.26	≤-27	PASS
		5580	30~5460	5445.52	-45.73	≤-27	PASS
			5735~27000	23573.5	-36.63	≤-27	PASS
		5700	30~5460	5415.66	-46.17	≤-27	PASS

			5735~27000	26754.74	-36.71	≤-27	PASS
11AX40SISO	Ant2	5510	30~5460	5455.48	-46.06	≤-27	PASS
			5735~27000	24275.95	-36.73	≤-27	PASS
		5590	30~5460	2536.49	-46.32	≤-27	PASS
			5735~27000	24994.71	-36.45	≤-27	PASS
		5670	30~5460	5423.08	-44.86	≤-27	PASS
			5735~27000	24250.44	-36.63	≤-27	PASS

Test Graphs

11A_Ant2_5500_30~5460

11A_Ant2_5500_5735~27000

11A_Ant2_5580_30~5460

11A_Ant2_5580_5735~27000

11A_Ant2_5700_30~5460

11A_Ant2_5700_5735~27000

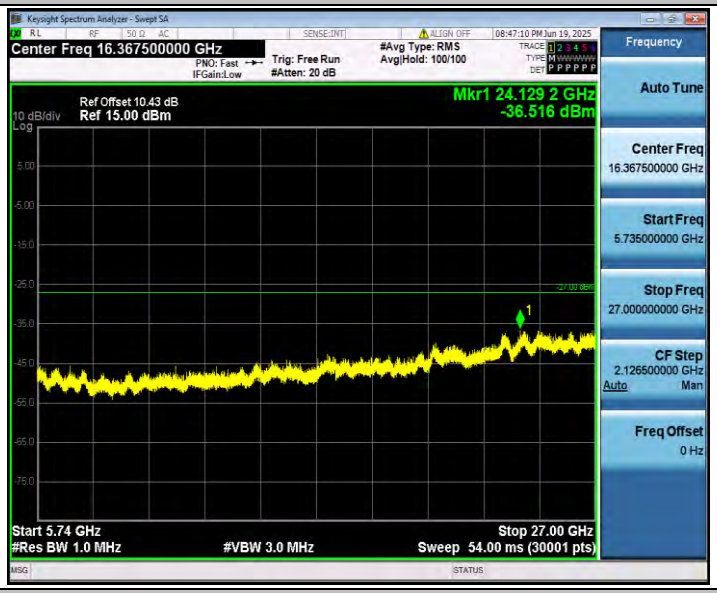

11N20SISO_Ant2_5500_30~5460

11N20SISO_Ant2_5500_5735~27000

11N20SISO_Ant2_5580_30~5460

11N20SISO_Ant2_5580_5735~27000

11N20SISO_Ant2_5700_30~5460
11N20SISO_Ant2_5700_5735~27000
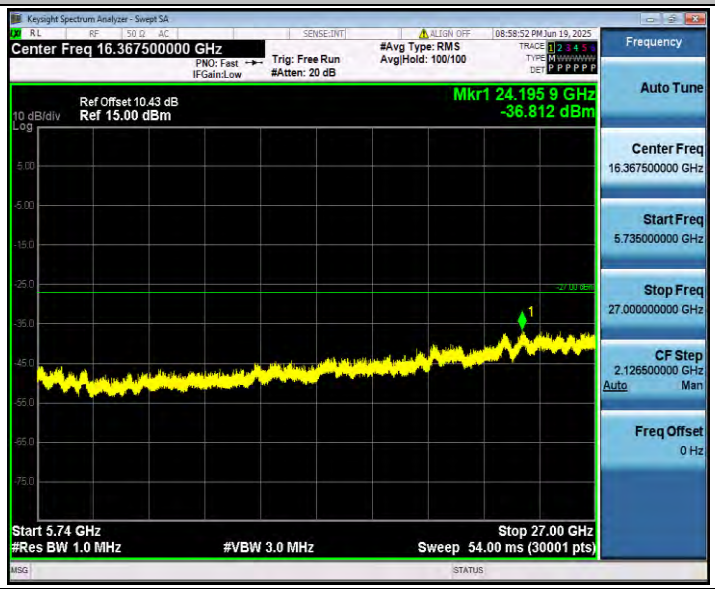
11N40SISO_Ant2_5510_30~5460

11N40SISO_Ant2_5510_5735~27000

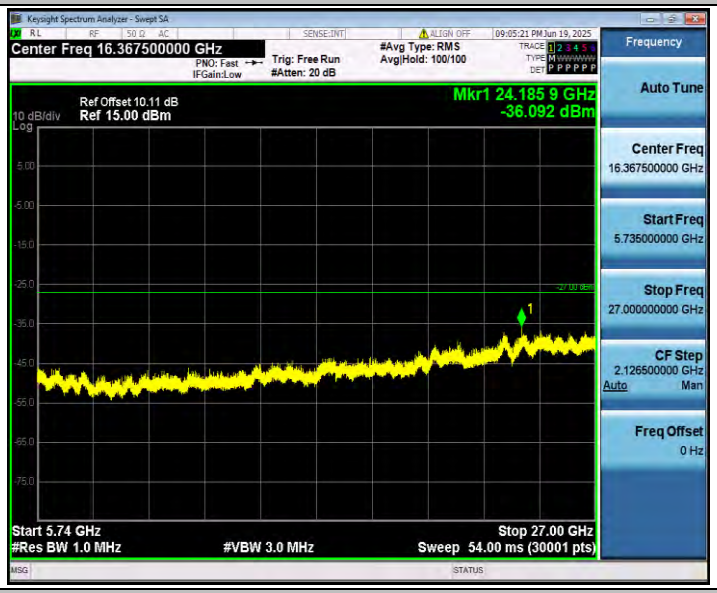

11N40SISO_Ant2_5590_30~5460

11N40SISO_Ant2_5590_5735~27000

11N40SISO_Ant2_5670_30~5460

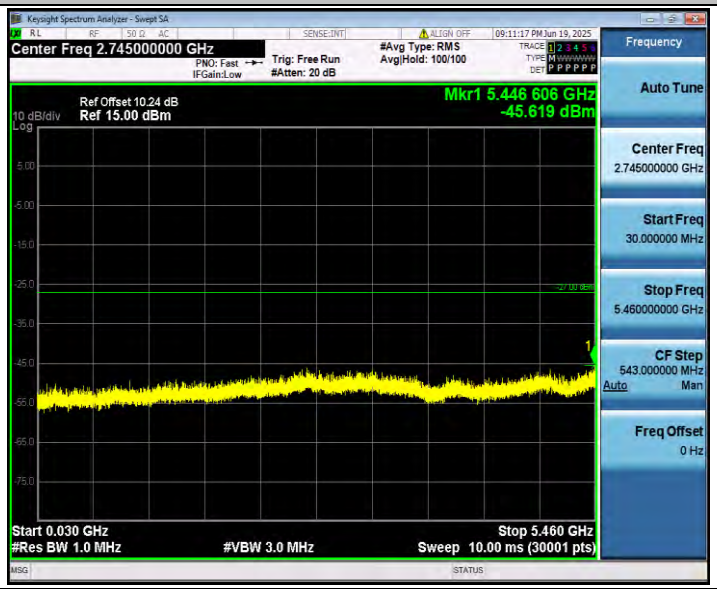

11N40SISO_Ant2_5670_5735~27000

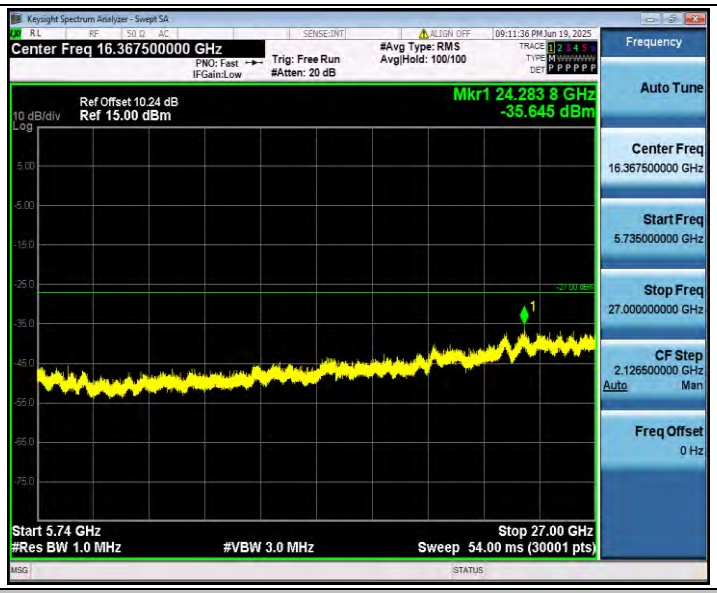

11AC20SISO_Ant2_5500_30~5460

11AC20SISO_Ant2_5500_5735~27000

11AC20SISO_Ant2_5580_30~5460

11AC20SISO_Ant2_5580_5735~27000

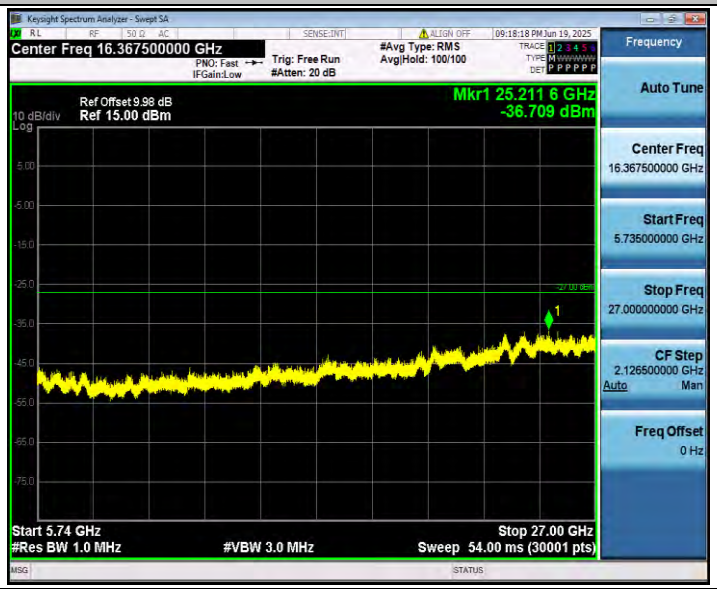

11AC20SISO_Ant2_5700_30~5460

11AC20SISO_Ant2_5700_5735~27000

11AC40SISO_Ant2_5510_30~5460

11AC40SISO_Ant2_5510_5735~27000

11AC40SISO_Ant2_5590_30~5460

11AC40SISO_Ant2_5590_5735~27000

11AC40SISO_Ant2_5670_30~5460

11AC40SISO_Ant2_5670_5735~27000

11AX20SISO_Ant2_5500_30~5460

11AX20SISO_Ant2_5500_5735~27000

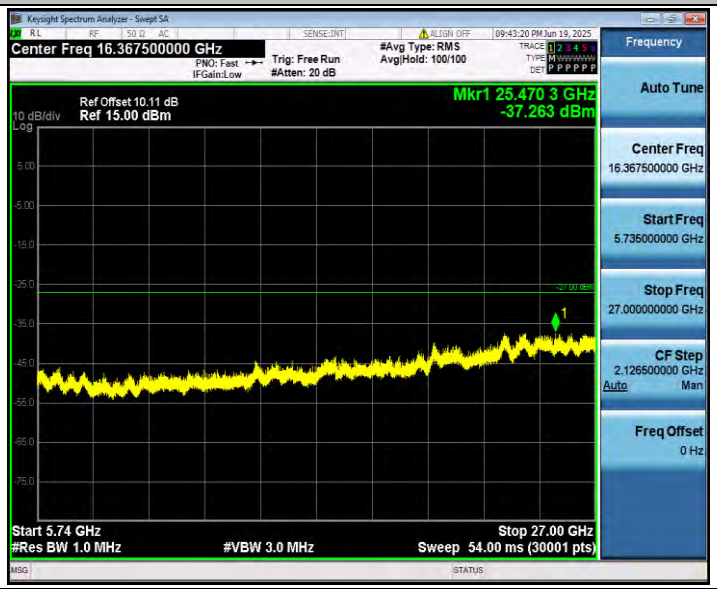

11AX20SISO_Ant2_5580_30~5460

11AX20SISO_Ant2_5580_5735~27000

11AX20SISO_Ant2_5700_30~5460

11AX20SISO_Ant2_5700_5735~27000

11AX40SISO_Ant2_5510_30~5460

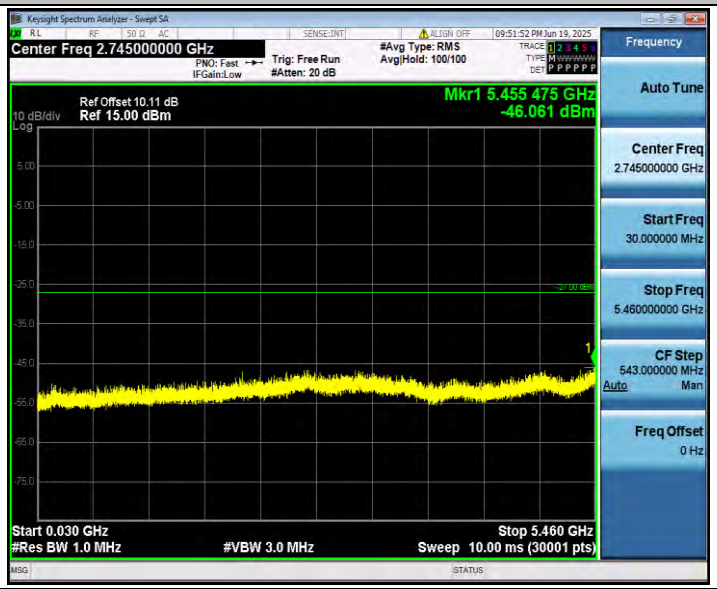

11AX40SISO_Ant2_5510_5735~27000

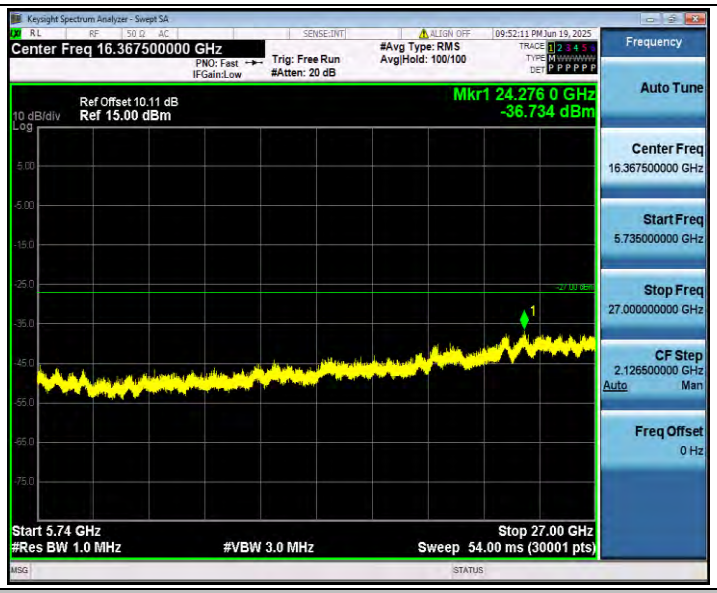

11AX40SISO_Ant2_5590_30~5460

11AX40SISO_Ant2_5590_5735~27000

11AX40SISO_Ant2_5670_30~5460

11AX40SISO_Ant2_5670_5735~27000

Appendix F.8: Emissions in Restricted Bands

Test Result

TestMode	Antenna	ChName	Freq(MHz)	Detector	Freq [MHz]	Result [dBm]	Limit [dBm]	Result [dBuV/m]	Limit [dBuV/m]	Verdict
11A	Ant2	Low	5500	AV	5350.000	-46.48	≤-41.20	48.72	≤54	PASS
				AV	5458.350	-45.52	≤-41.20	49.68	≤54	PASS
				AV	5460.000	-45.54	≤-41.20	49.66	≤54	PASS
				Peak	5350.000	-41.18	≤-21.20	54.02	≤74	PASS
				Peak	5451.250	-38.22	≤-21.20	56.98	≤74	PASS
				Peak	5460.000	-42.67	≤-21.20	52.53	≤74	PASS
11N20SISO	Ant2	Low	5500	AV	5350.000	-46.47	≤-41.20	48.73	≤54	PASS
				AV	5458.350	-45.46	≤-41.20	49.74	≤54	PASS
				AV	5460.000	-45.52	≤-41.20	49.68	≤54	PASS
				Peak	5350.000	-43.77	≤-21.20	51.43	≤74	PASS
				Peak	5363.920	-37.17	≤-21.20	58.03	≤74	PASS
				Peak	5460.000	-41.51	≤-21.20	53.69	≤74	PASS
11N40SISO	Ant2	Low	5510	AV	5350.000	-46.46	≤-41.20	48.74	≤54	PASS
				AV	5459.830	-45.33	≤-41.20	49.87	≤54	PASS
				AV	5460.000	-45.33	≤-41.20	49.87	≤54	PASS
				Peak	5350.000	-39.6	≤-21.20	55.60	≤74	PASS
				Peak	5437.110	-36.8	≤-21.20	58.40	≤74	PASS
				Peak	5460.000	-39.69	≤-21.20	55.51	≤74	PASS
11AC20SISO	Ant2	Low	5500	AV	5350.000	-46.54	≤-41.20	48.66	≤54	PASS
				AV	5455.510	-45.55	≤-41.20	49.65	≤54	PASS
				AV	5460.000	-45.57	≤-41.20	49.63	≤54	PASS
				Peak	5350.000	-41.91	≤-21.20	53.29	≤74	PASS
				Peak	5448.410	-38.18	≤-21.20	57.02	≤74	PASS
				Peak	5460.000	-40.31	≤-21.20	54.89	≤74	PASS
11AC40SISO	Ant2	Low	5510	AV	5350.000	-46.55	≤-41.20	48.65	≤54	PASS
				AV	5458.410	-45.46	≤-41.20	49.74	≤54	PASS
				AV	5460.000	-45.48	≤-41.20	49.72	≤54	PASS
				Peak	5350.000	-39.87	≤-21.20	55.33	≤74	PASS
				Peak	5456.990	-38.12	≤-21.20	57.08	≤74	PASS
				Peak	5460.000	-40.07	≤-21.20	55.13	≤74	PASS
11AX20SISO	Ant2	Low	5500	AV	5350.000	-46.56	≤-41.20	48.64	≤54	PASS
				AV	5459.060	-45.58	≤-41.20	49.62	≤54	PASS
				AV	5460.000	-45.59	≤-41.20	49.61	≤54	PASS
				Peak	5350.000	-45.75	≤-21.20	49.45	≤74	PASS
				Peak	5450.540	-37.97	≤-21.20	57.23	≤74	PASS

				Peak	5460.000	-41.47	≤-21.20	53.73	≤74	PASS
11AX40SISO	Ant2	Low	5510	AV	5350.000	-46.57	≤-41.20	48.63	≤54	PASS
				AV	5457.700	-45.47	≤-41.20	49.73	≤54	PASS
				AV	5460.000	-45.47	≤-41.20	49.73	≤54	PASS
				Peak	5350.000	-42.71	≤-21.20	52.49	≤74	PASS
				Peak	5358.300	-37.89	≤-21.20	57.31	≤74	PASS
				Peak	5460.000	-49.86	≤-21.20	45.34	≤74	PASS

Note：

1. The Antenna Gain is compensated in the graph.
2. The Duty Cycle Factor and RBW Factor is compensated in the graph.
3. For transmitters operating in 5150-5350 GHz band and 5470-5725 GHz band: The limit in dBm for average detector is conversion from 54dBuV/m, according to 15.209(a). The limit in dBm for peak detector is 20dB above the limit of average detector in dBm.

Test Graphs

11A_Ant2_Low_5500_AV

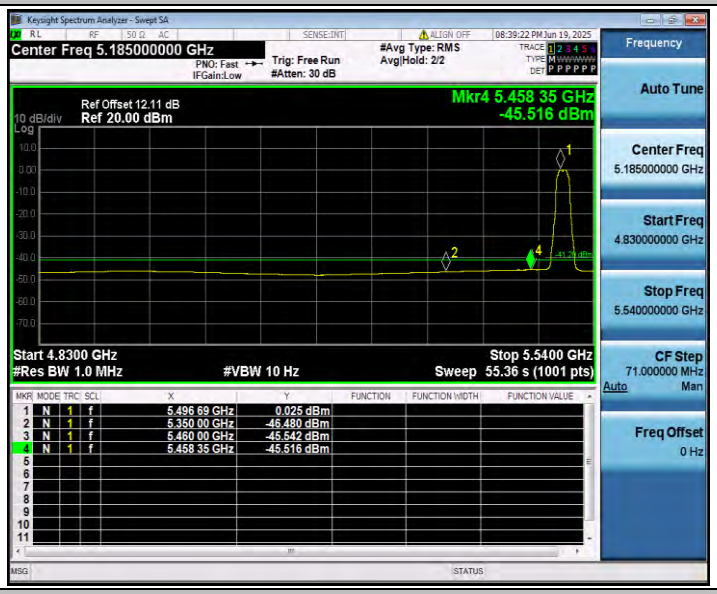

11A_Ant2_Low_5500_Peak

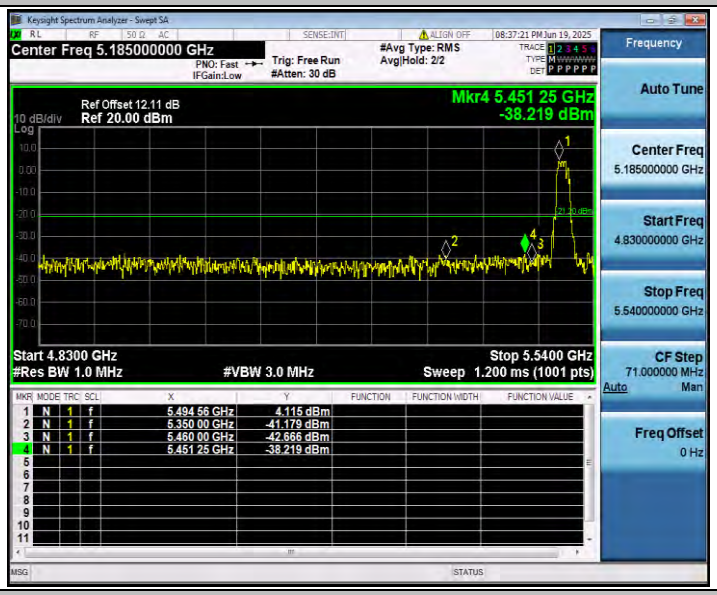

11N20SISO_Ant2_Low_5500_AV

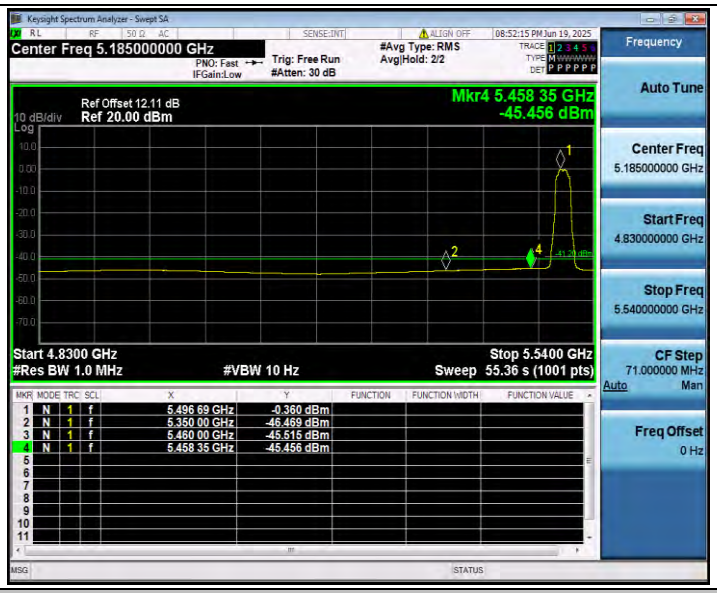

11N20SISO_Ant2_Low_5500_Peak

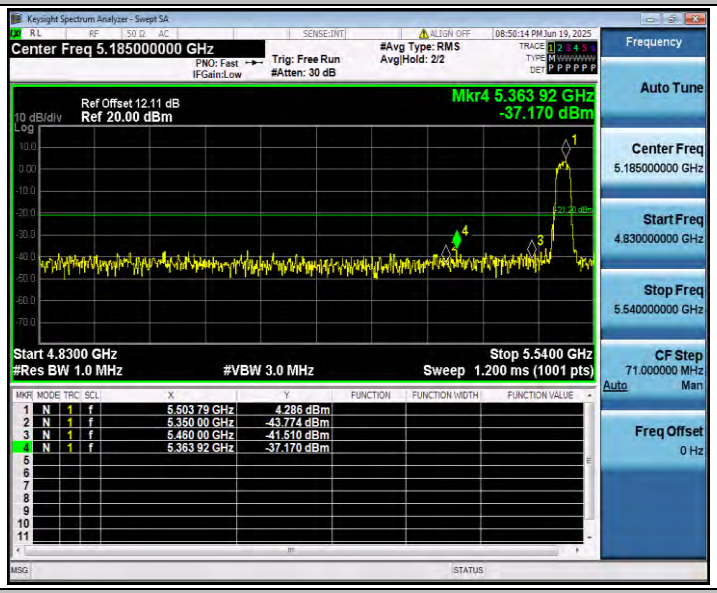

11N40SISO_Ant2_Low_5510_AV

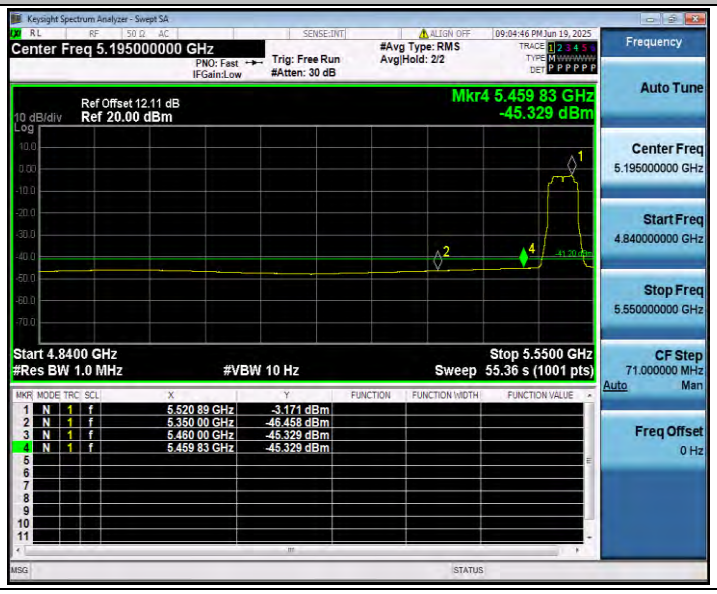

11N40SISO_Ant2_Low_5510_Peak

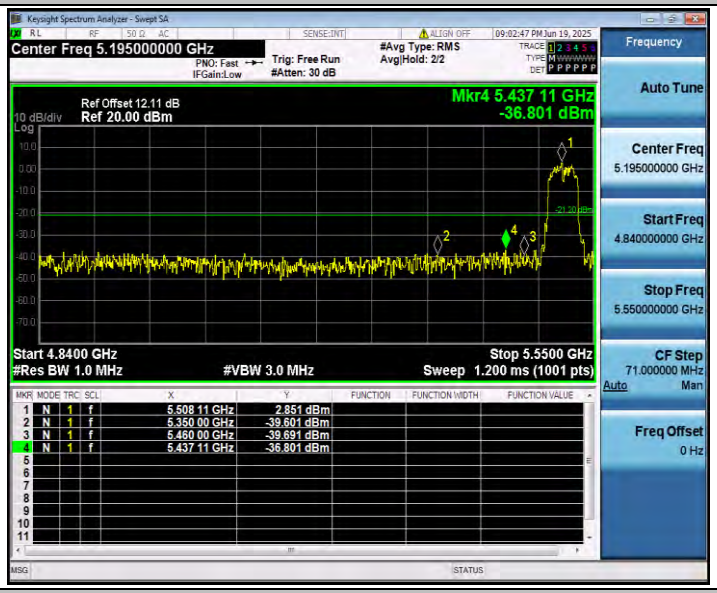

11AC20SISO_Ant2_Low_5500_AV

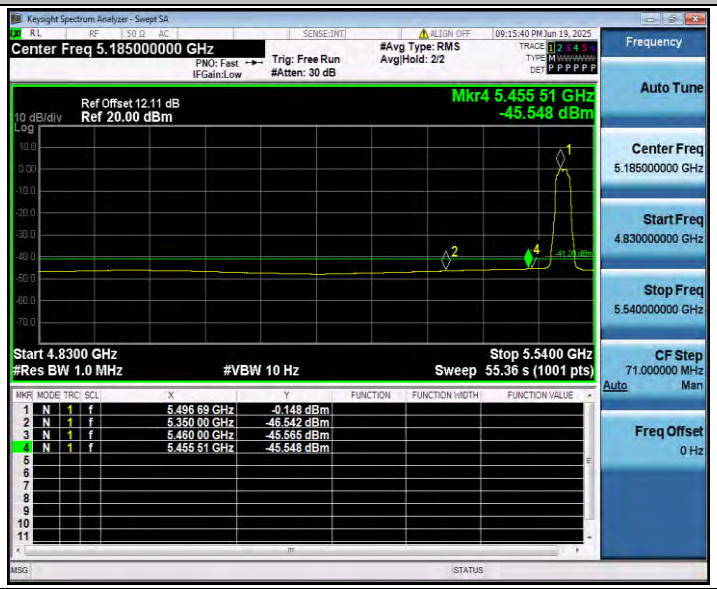

11AC20SISO_Ant2_Low_5500_Peak

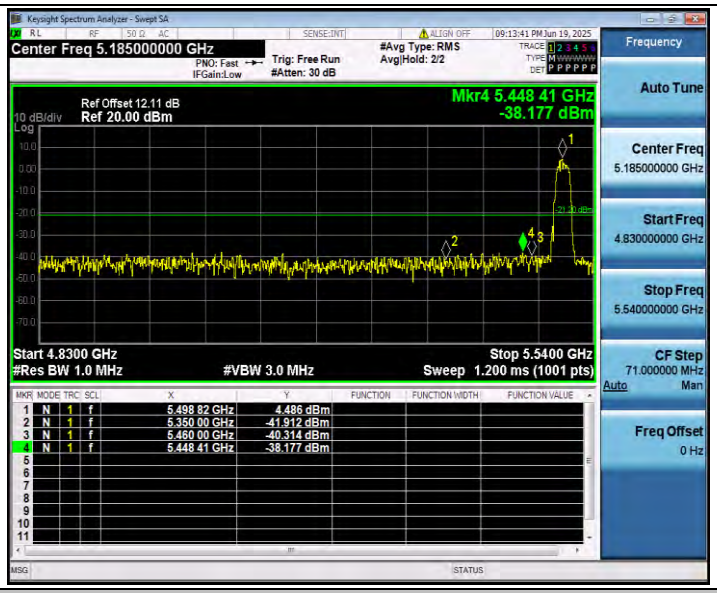

11AC40SISO_Ant2_Low_5510_AV

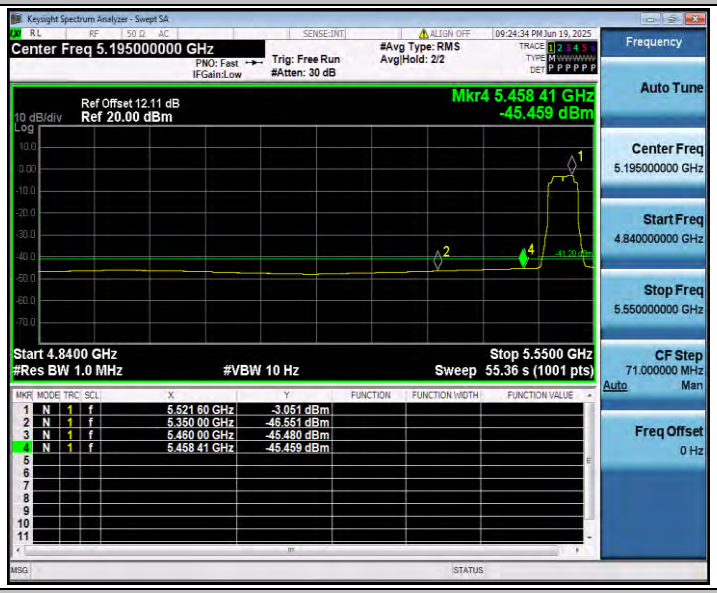

11AC40SISO_Ant2_Low_5510_Peak

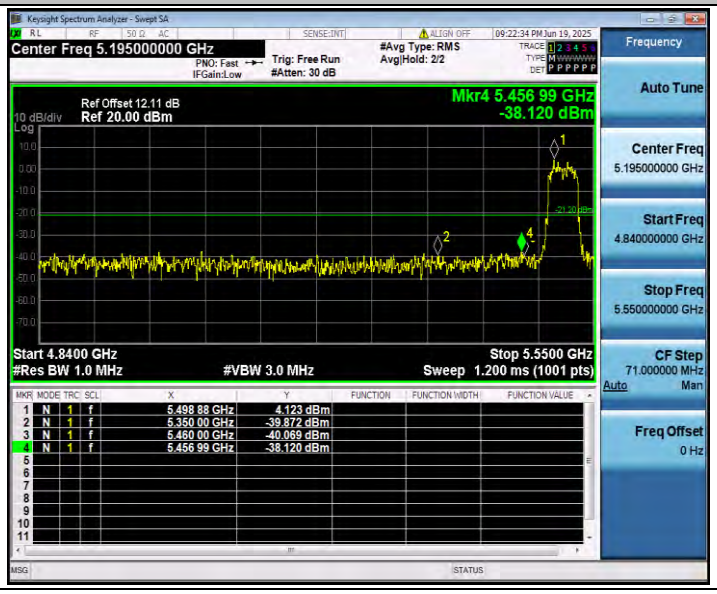

11AX20SISO_Ant2_Low_5500_AV

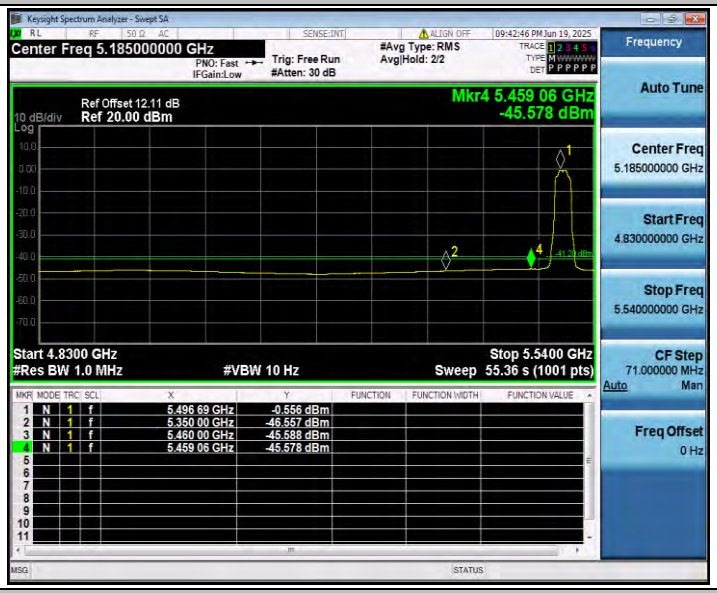

11AX20SISO_Ant2_Low_5500_Peak

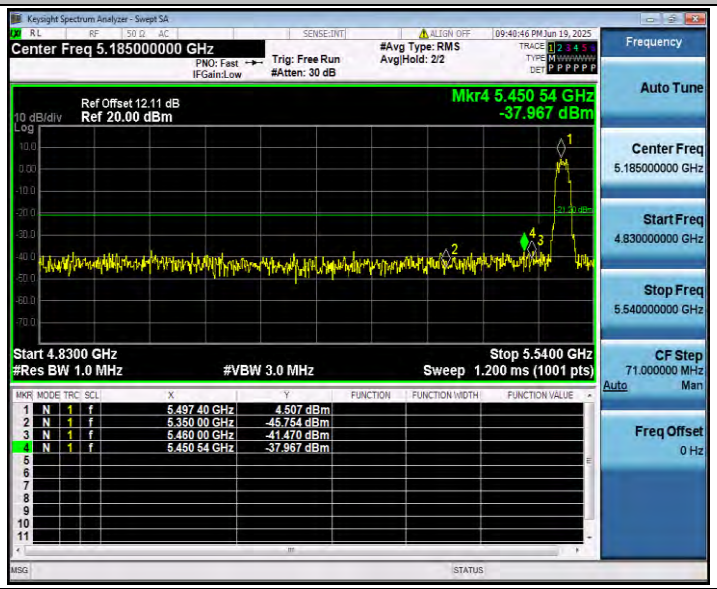

11AX40SISO_Ant2_Low_5510_AV

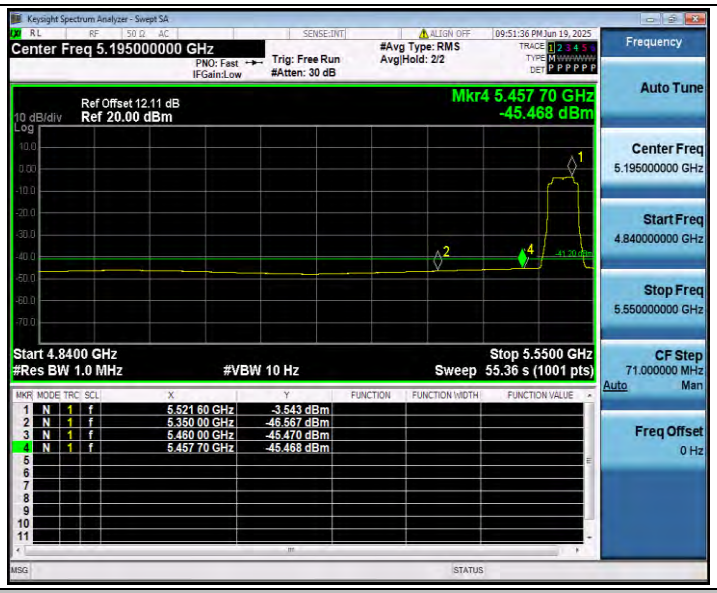
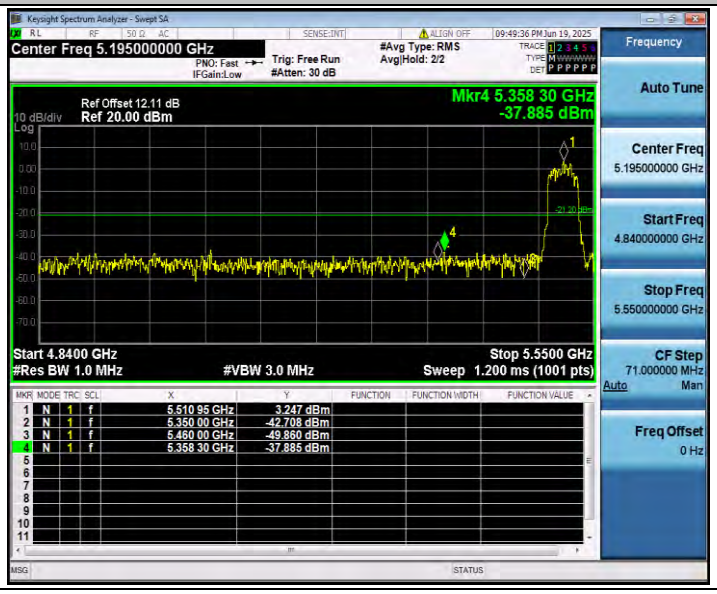
11AX40SISO_Ant2_Low_5510_Peak