Appendix G.6: Band edge measurements

Test Result B4

TestMode	Antenna	ChName	Freq(MHz)	FreqRange [MHz]	Result [dBm]	Limit [dBm]	Verdict
11A	Ant2	Low	5745	5650~5700	-39.91	≤-26.45	PASS
				5700~5720	-31.96	≤13.92	PASS
				5720~5725	-32.65	≤16.34	PASS
				5760~5650	-39.4	≤-27	PASS
		High	5825	5850~5855	-30.39	≤15.73	PASS
				5855~5875	-31.32	≤14.29	PASS
				5875~5925	-38.79	≤-25.81	PASS
				5925~5935	-38.17	≤-27	PASS
11N20SISO	Ant2	Low	5745	5650~5700	-39.44	≤-26.96	PASS
				5700~5720	-33.47	≤13.53	PASS
				5720~5725	-29.13	≤20.01	PASS
				5760~5650	-40.02	≤-27	PASS
		High	5825	5850~5855	-29.7	≤17.57	PASS
				5855~5875	-30.98	≤14.25	PASS
				5875~5925	-38.75	≤-26.01	PASS
				5925~5935	-36.64	≤-27	PASS
11N40SISO	Ant2	Low	5755	5650~5700	-40.23	≤-26.80	PASS
				5700~5720	-28	≤14.37	PASS
				5720~5725	-31.23	≤16.04	PASS
				5780~5650	-37.78	≤-27	PASS
		High	5795	5850~5855	-33.67	≤16.03	PASS
				5855~5875	-37.19	≤10.94	PASS
				5875~5925	-39.23	≤-26.71	PASS
				5925~5935	-37.51	≤-27	PASS
11AC20SISO	Ant2	Low	5745	5650~5700	-39.16	≤-25.93	PASS
				5700~5720	-32.91	≤13.28	PASS
				5720~5725	-32.56	≤16.34	PASS
				5760~5650	-39.3	≤-27	PASS
		High	5825	5850~5855	-32.26	≤15.73	PASS
				5855~5875	-28.93	≤14.44	PASS
				5875~5925	-38.43	≤-26.61	PASS
				5925~5935	-37.43	≤-27	PASS
11AC40SISO	Ant2	Low	5755	5650~5700	-39.66	≤-26.70	PASS
				5700~5720	-27.28	≤15.31	PASS
				5720~5725	-27.27	≤19.12	PASS

				5780~5650	-39.26	≤-27	PASS
		High	5795	5850~5855	-35.91	≤15.66	PASS
				5855~5875	-35.57	≤10.16	PASS
				5875~5925	-39	≤-26.22	PASS
				5925~5935	-37.84	≤-27	PASS
11AX20SISO	Ant2	Low	5745	5650~5700	-39.65	≤-25.76	PASS
				5700~5720	-32.65	≤14.76	PASS
				5720~5725	-27.01	≤16.60	PASS
				5760~5650	-39.38	≤-27	PASS
		High	5825	5850~5855	-29.51	≤16.96	PASS
				5855~5875	-30.01	≤14.78	PASS
				5875~5925	-38.13	≤-26.11	PASS
				5925~5935	-37.87	≤-27	PASS
11AX40SISO	Ant2	Low	5755	5650~5700	-39.39	≤-26.10	PASS
				5700~5720	-32.28	≤12.14	PASS
				5720~5725	-32.04	≤16.66	PASS
				5780~5650	-38.85	≤-27	PASS
		High	5795	5850~5855	-34.11	≤16.03	PASS
				5855~5875	-36.36	≤10.57	PASS
				5875~5925	-38.1	≤-26.34	PASS
				5925~5935	-38.59	≤-27	PASS

Test Graphs B4

11A_Ant2_Low_5745

11A_Ant2_High_5825

11N20SISO_Ant2_Low_5745

11N20SISO_Ant2_High_5825

11N40SISO_Ant2_Low_5755

11N40SISO_Ant2_High_5795

11AC20SISO_Ant2_Low_5745

11AC20SISO_Ant2_High_5825

11AC40SISO_Ant2_Low_5755

11AC40SISO_Ant2_High_5795

11AX20SISO_Ant2_Low_5745

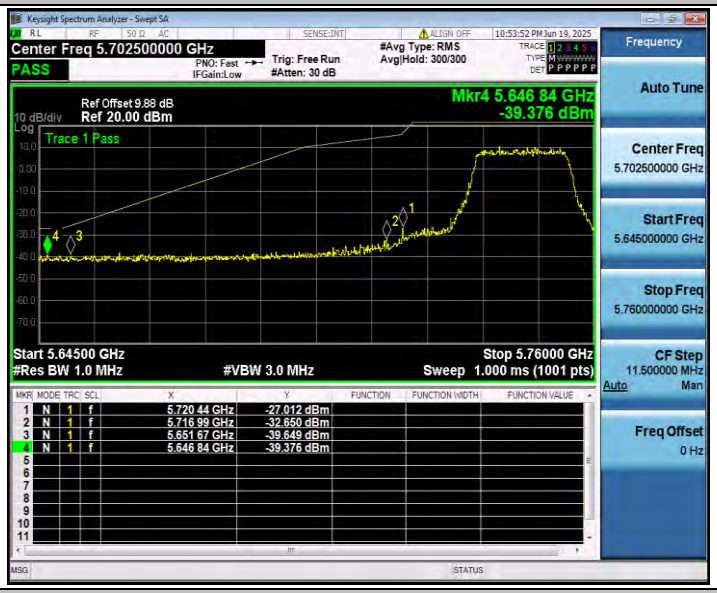

11AX20SISO_Ant2_High_5825

11AX40SISO_Ant2_Low_5755

11AX40SISO_Ant2_High_5795

Appendix G.7: Conducted Spurious Emission

Test Result

TestMode	Antenna	Freq(MHz)	FreqRange [MHz]	Max. Fre [MHz]	Max. Level [dBm]	Limit [dBm]	Verdict
11A	Ant2	5745	30~5650	2777.24	-40.03	≤-27	PASS
			5925~27000	26967.69	-31.7	≤-27	PASS
		5785	30~5650	5396.73	-40.49	≤-27	PASS
			5925~27000	24246.9	-31.85	≤-27	PASS
		5825	30~5650	2677.96	-39.05	≤-27	PASS
			5925~27000	24352.28	-31.3	≤-27	PASS
11N20SISO	Ant2	5745	30~5650	5394.66	-40.93	≤-27	PASS
			5925~27000	24990.15	-31.09	≤-27	PASS
		5785	30~5650	5579.75	-39.43	≤-27	PASS
			5925~27000	24218.1	-31.12	≤-27	PASS
		5825	30~5650	4958.55	-39.29	≤-27	PASS
			5925~27000	25222.68	-31.38	≤-27	PASS
11N40SISO	Ant2	5755	30~5650	3064.43	-40.58	≤-27	PASS
			5925~27000	23501.55	-31.49	≤-27	PASS
		5795	30~5650	5449.93	-39.8	≤-27	PASS
			5925~27000	26841.24	-30.52	≤-27	PASS
11AC20SISO	Ant2	5745	30~5650	4940.01	-39.98	≤-27	PASS
			5925~27000	24186.49	-31.87	≤-27	PASS
		5785	30~5650	4841.28	-39.96	≤-27	PASS
			5925~27000	24277.11	-30.93	≤-27	PASS
		5825	30~5650	4920.34	-39.99	≤-27	PASS
			5925~27000	26029.15	-31.55	≤-27	PASS
11AC40SISO	Ant2	5755	30~5650	5581.25	-40.41	≤-27	PASS
			5925~27000	24293.97	-31.18	≤-27	PASS
		5795	30~5650	5004.64	-40.16	≤-27	PASS
			5925~27000	24179.46	-31.56	≤-27	PASS
11AX20SISO	Ant2	5745	30~5650	3296.16	-40.43	≤-27	PASS
			5925~27000	26126.79	-31.26	≤-27	PASS
		5785	30~5650	5468.29	-40.84	≤-27	PASS
			5925~27000	25194.58	-31.45	≤-27	PASS
		5825	30~5650	4952.37	-39.75	≤-27	PASS
			5925~27000	24297.48	-31.22	≤-27	PASS
11AX40SISO	Ant2	5755	30~5650	5554.09	-39.82	≤-27	PASS
			5925~27000	24240.58	-30.88	≤-27	PASS
		5795	30~5650	5441.31	-40.35	≤-27	PASS
			5925~27000	23592.17	-31.85	≤-27	PASS

Test Graphs

11A_Ant2_5745_30~5650

11A_Ant2_5745_5925~27000

11A_Ant2_5785_30~5650

11A_Ant2_5785_5925~27000

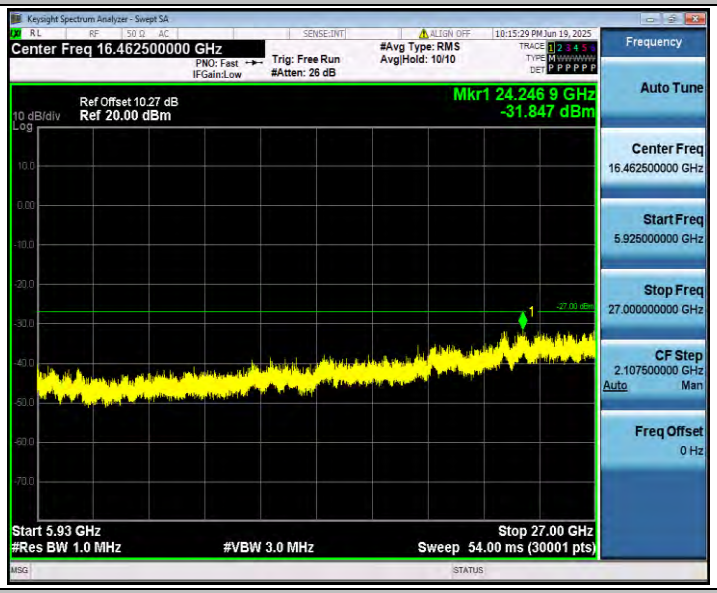

11A_Ant2_5825_30~5650

11A_Ant2_5825_5925~27000

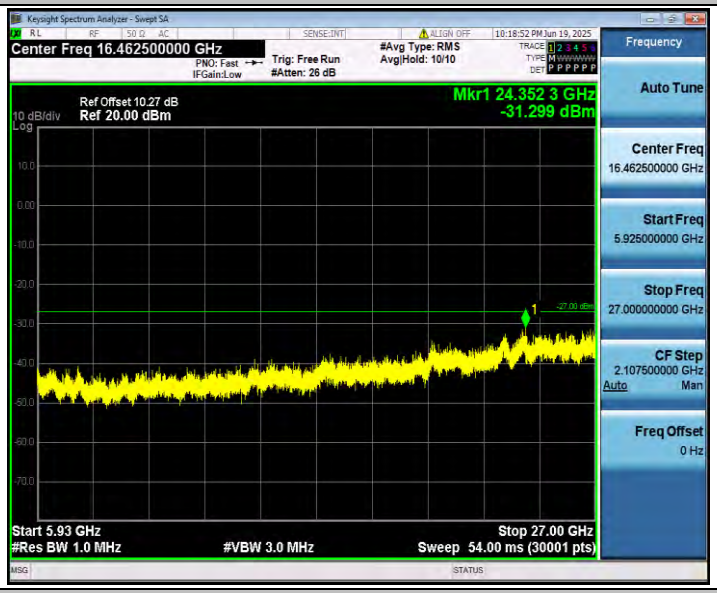

11N20SISO_Ant2_5745_30~5650

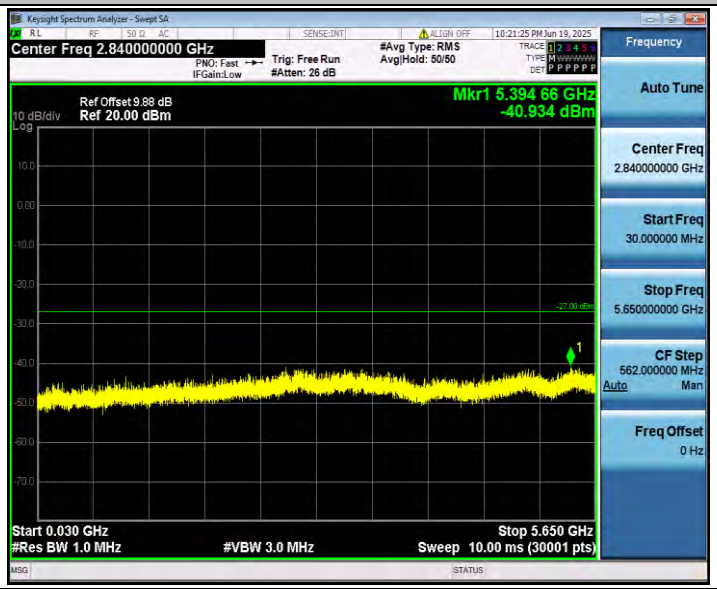

11N20SISO_Ant2_5745_5925~27000

11N20SISO_Ant2_5785_30~5650

11N20SISO_Ant2_5785_5925~27000

11N20SISO_Ant2_5825_30~5650

11N20SISO_Ant2_5825_5925~27000

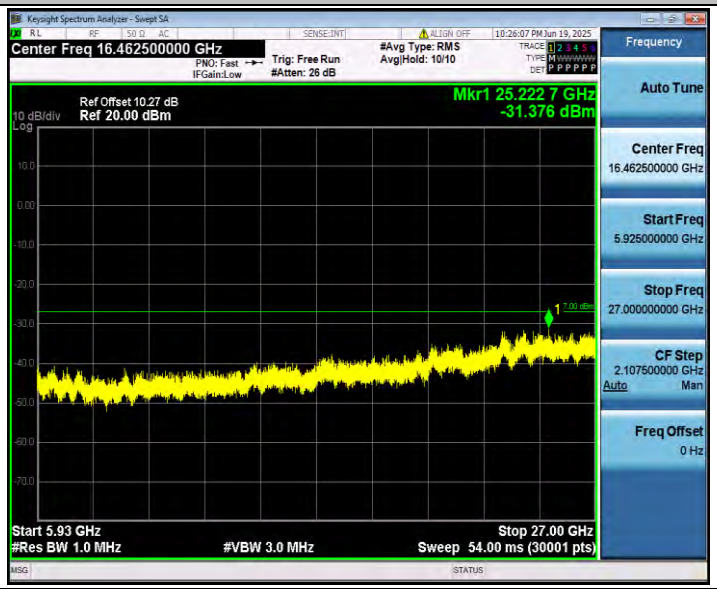

11N40SISO_Ant2_5755_30~5650

11N40SISO_Ant2_5755_5925~27000

11N40SISO_Ant2_5795_30~5650

11N40SISO_Ant2_5795_5925~27000

11AC20SISO_Ant2_5745_30~5650

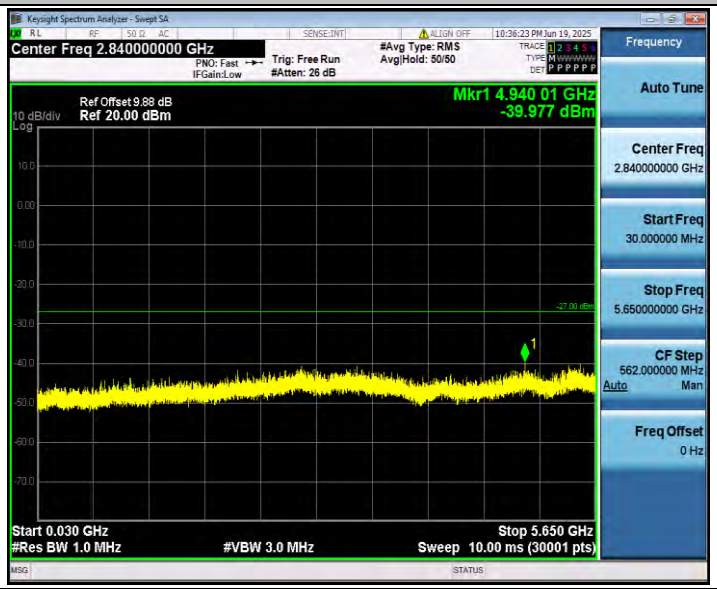

11AC20SISO_Ant2_5745_5925~27000

11AC20SISO_Ant2_5785_30~5650

11AC20SISO_Ant2_5785_5925~27000

11AC20SISO_Ant2_5825_30~5650

11AC20SISO_Ant2_5825_5925~27000

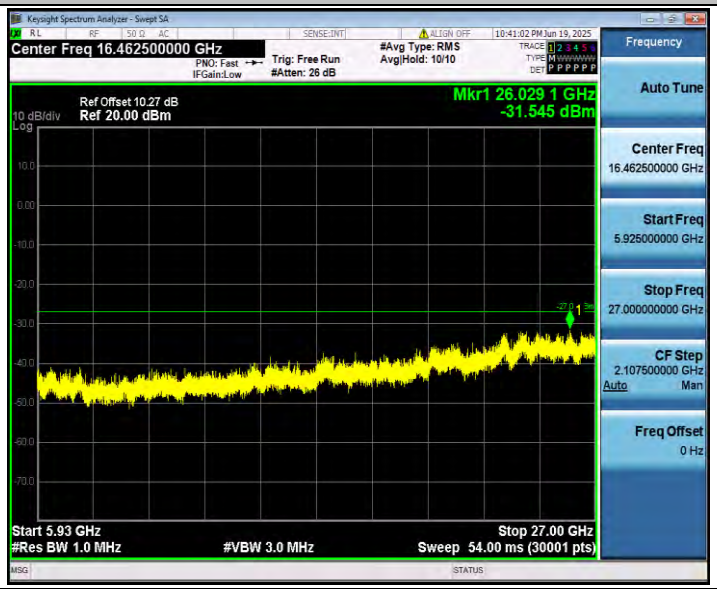

11AC40SISO_Ant2_5755_30~5650

11AC40SISO_Ant2_5755_5925~27000

11AC40SISO_Ant2_5795_30~5650

11AC40SISO_Ant2_5795_5925~27000

11AX20SISO_Ant2_5745_30~5650

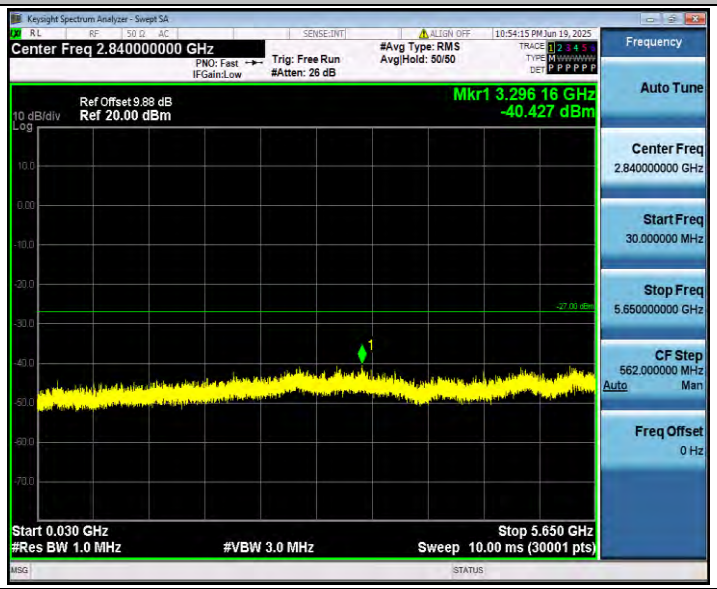

11AX20SISO_Ant2_5745_5925~27000

11AX20SISO_Ant2_5785_30~5650

11AX20SISO_Ant2_5785_5925~27000

11AX20SISO_Ant2_5825_30~5650

11AX20SISO_Ant2_5825_5925~27000

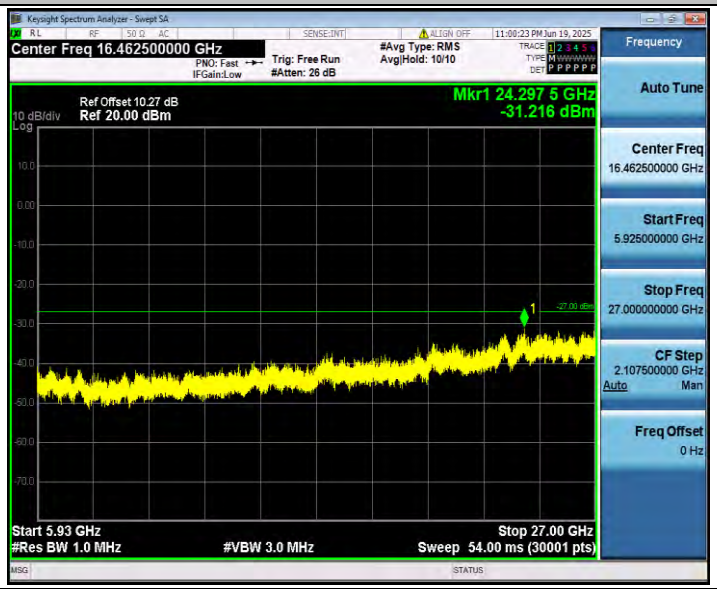

11AX40SISO_Ant2_5755_30~5650

11AX40SISO_Ant2_5755_5925~27000

11AX40SISO_Ant2_5795_30~5650

11AX40SISO_Ant2_5795_5925~27000

Appendix G.8: Emissions in Restricted Bands

Test Result

TestMode	Antenna	ChName	Freq(MHz)	Detector	Freq [MHz]	Result [dBm]	Limit [dBm]	Verdict
11A	Ant2	Low	5745	Peak	5650.000	-40.281	≤-27.00	PASS
				Peak	5700.000	-38.27	≤10.00	PASS
				Peak	5720.000	-36.27	≤15.60	PASS
				Peak	5725.000	-30.64	≤27.00	PASS
		High	5825	Peak	5850.000	-30.139	≤27.00	PASS
				Peak	5855.000	-30.87	≤15.60	PASS
				Peak	5875.000	-35.93	≤10.00	PASS
				Peak	5925.000	-36.1	≤-27.00	PASS
11N20SISO	Ant2	Low	5745	Peak	5650.000	-40.921	≤-27.00	PASS
				Peak	5700.000	-41.47	≤10.00	PASS
				Peak	5720.000	-37.84	≤15.60	PASS
				Peak	5725.000	-30.14	≤27.00	PASS
		High	5825	Peak	5850.000	-33.025	≤27.00	PASS
				Peak	5855.000	-33.13	≤15.60	PASS
				Peak	5875.000	-38.19	≤10.00	PASS
				Peak	5925.000	-36.42	≤-27.00	PASS
11N40SISO	Ant2	Low	5755	Peak	5650.000	-41.824	≤-27.00	PASS
				Peak	5700.000	-41.75	≤10.00	PASS
				Peak	5720.000	-35.37	≤15.60	PASS
				Peak	5725.000	-32.19	≤27.00	PASS
		High	5795	Peak	5850.000	-34.364	≤27.00	PASS
				Peak	5855.000	-33.34	≤15.60	PASS
				Peak	5875.000	-36.19	≤10.00	PASS
				Peak	5925.000	-39.58	≤-27.00	PASS
11AC20SISO	Ant2	Low	5745	Peak	5650.000	-43.829	≤-27.00	PASS
				Peak	5700.000	-38.35	≤10.00	PASS
				Peak	5720.000	-34.87	≤15.60	PASS
				Peak	5725.000	-31.1	≤27.00	PASS
		High	5825	Peak	5850.000	-30.372	≤27.00	PASS
				Peak	5855.000	-32.15	≤15.60	PASS
				Peak	5875.000	-38.93	≤10.00	PASS
				Peak	5925.000	-36.51	≤-27.00	PASS
11AC40SISO	Ant2	Low	5755	Peak	5650.000	-42.601	≤-27.00	PASS
				Peak	5700.000	-36.26	≤10.00	PASS
				Peak	5720.000	-34.72	≤15.60	PASS

				Peak	5725.000	-30.96	≤27.00	PASS
		High	5795	Peak	5850.000	-35.475	≤27.00	PASS
				Peak	5855.000	-35.79	≤15.60	PASS
				Peak	5875.000	-36.02	≤10.00	PASS
				Peak	5925.000	-34.96	≤-27.00	PASS
11AX20SISO	Ant2	Low	5745	Peak	5650.000	-42.656	≤-27.00	PASS
				Peak	5700.000	-40.45	≤10.00	PASS
				Peak	5720.000	-32.72	≤15.60	PASS
				Peak	5725.000	-30.93	≤27.00	PASS
		High	5825	Peak	5850.000	-31.636	≤27.00	PASS
				Peak	5855.000	-30.34	≤15.60	PASS
				Peak	5875.000	-38.23	≤10.00	PASS
				Peak	5925.000	-38.27	≤-27.00	PASS
11AX40SISO	Ant2	Low	5755	Peak	5650.000	-40.211	≤-27.00	PASS
				Peak	5700.000	-38.45	≤10.00	PASS
				Peak	5720.000	-37.52	≤15.60	PASS
				Peak	5725.000	-33.85	≤27.00	PASS
		High	5795	Peak	5850.000	-32.666	≤27.00	PASS
				Peak	5855.000	-33.83	≤15.60	PASS
				Peak	5875.000	-37.32	≤10.00	PASS
				Peak	5925.000	-40.4	≤-27.00	PASS

Note：

1. The Antenna Gain is compensated in the graph.
2. The Duty Cycle Factor and RBW Factor is compensated in the graph.
3. For transmitters operating in 5150-5350 GHz band and 5470-5725 GHz band: The limit in dBm for average detector is conversion from 54dBuV/m, according to 15.209(a). The limit in dBm for peak detector is 20dB above the limit of average detector in dBm.

Test Graphs

11A_Ant2_Low_5745_Peak

11A_Ant2_High_5825_Peak

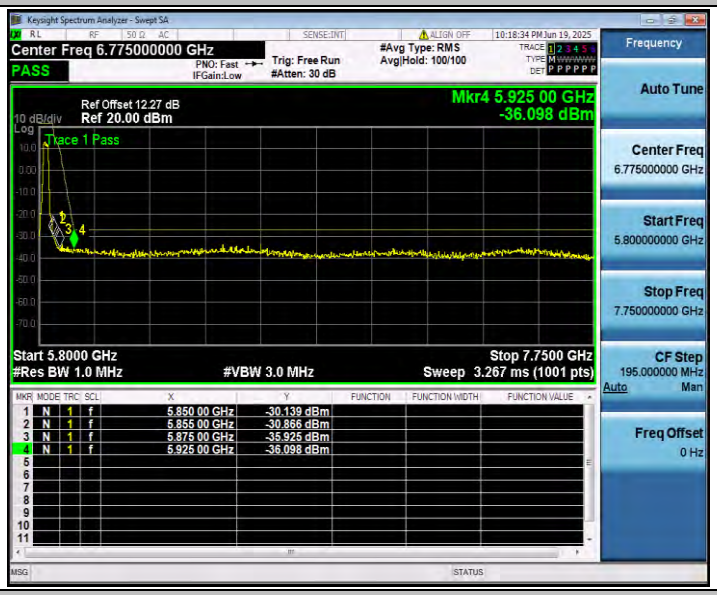

11N20SISO_Ant2_Low_5745_Peak

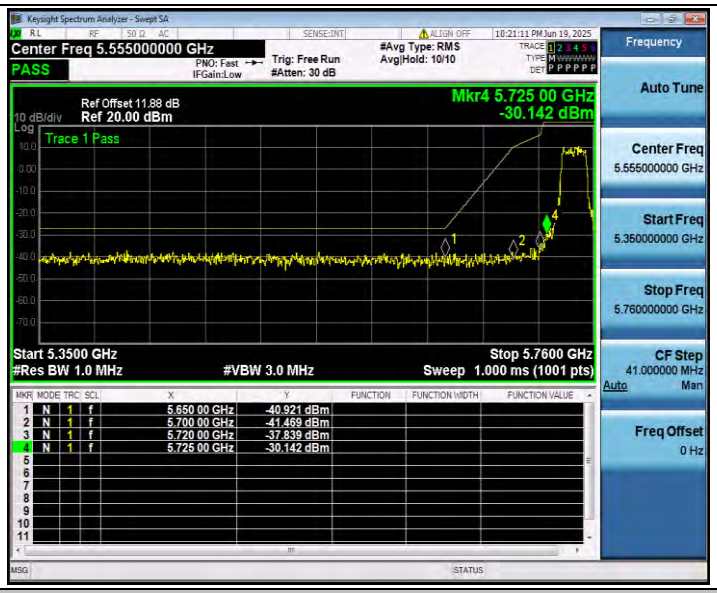

11N20SISO_Ant2_High_5825_Peak

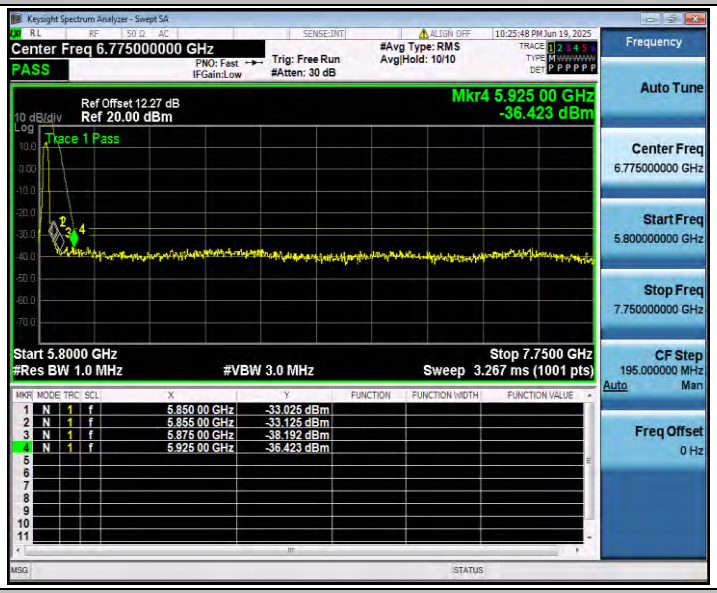

11N40SISO_Ant2_Low_5755_Peak

11N40SISO_Ant2_High_5795_Peak

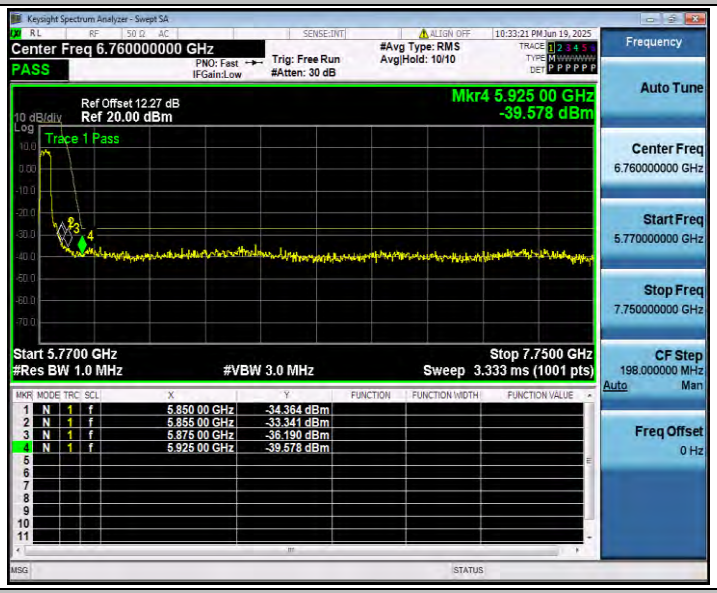

11AC20SISO_Ant2_Low_5745_Peak

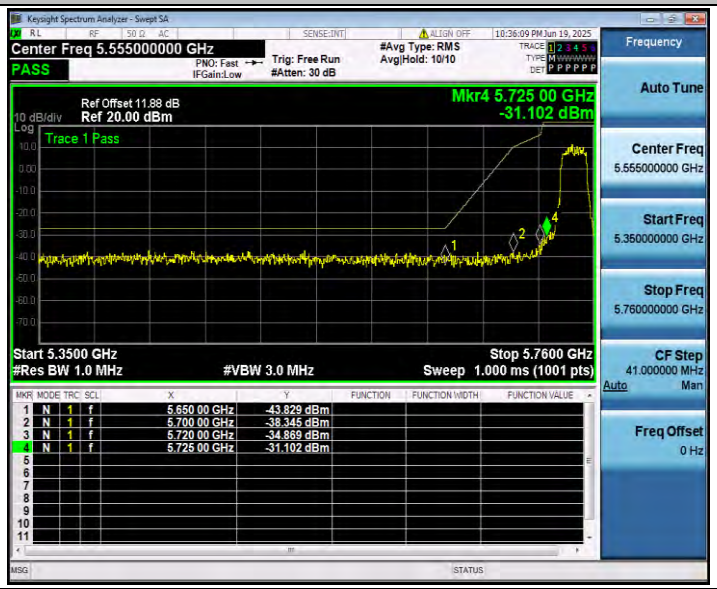

11AC20SISO_Ant2_High_5825_Peak

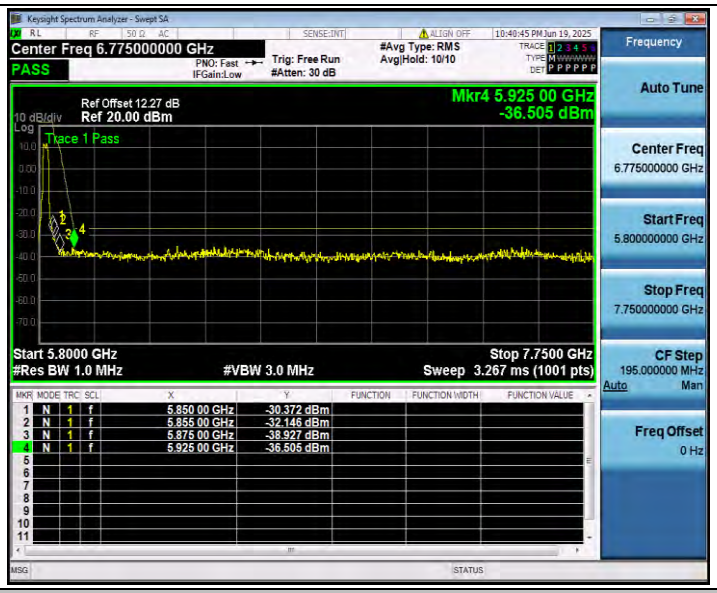

11AC40SISO_Ant2_Low_5755_Peak

11AC40SISO_Ant2_High_5795_Peak

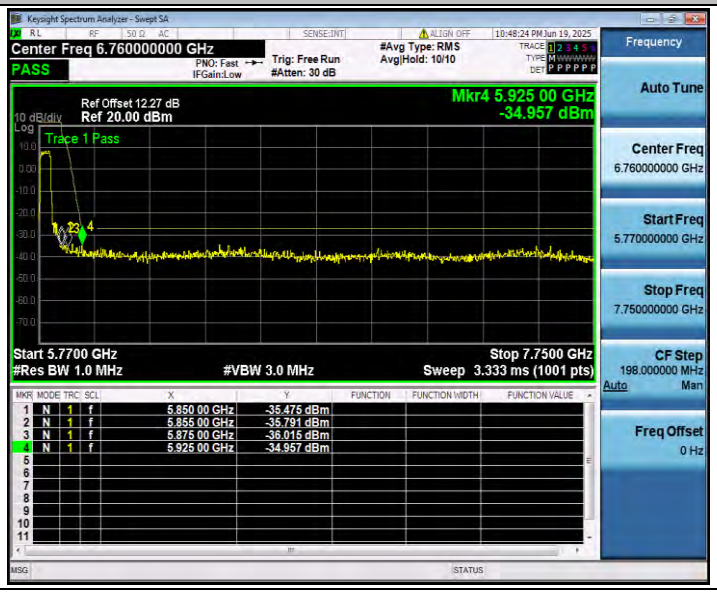

11AX20SISO_Ant2_Low_5745_Peak

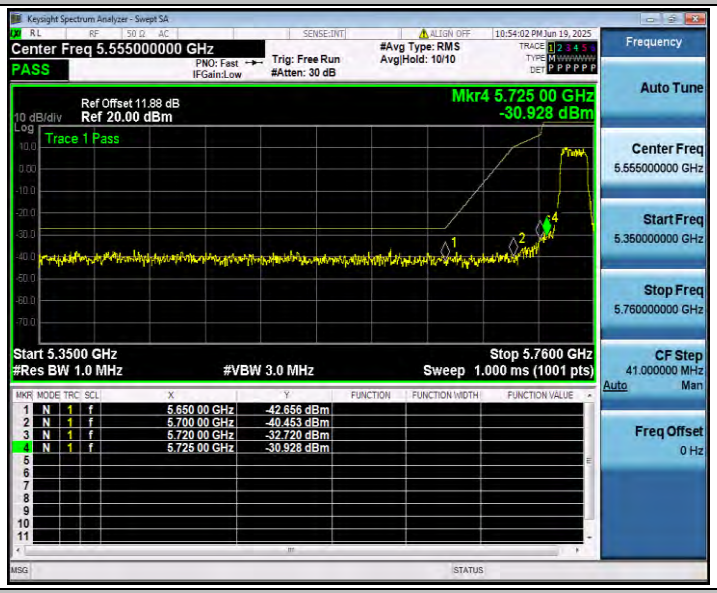

11AX20SISO_Ant2_High_5825_Peak

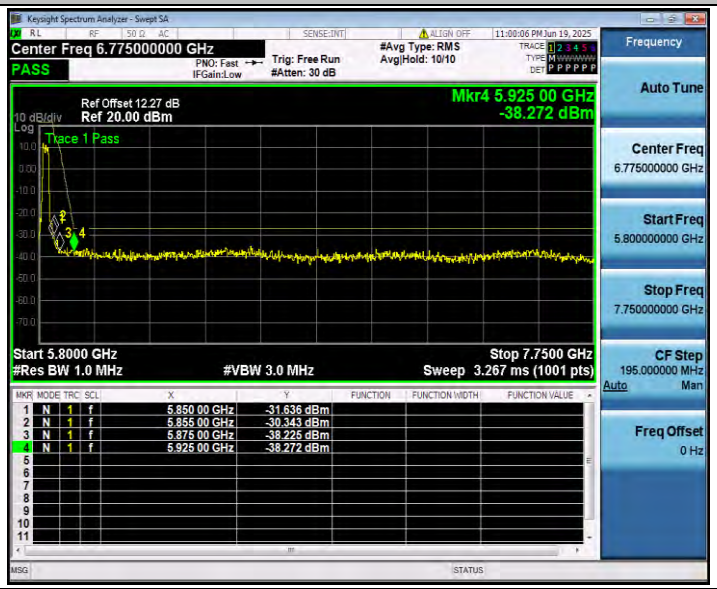

11AX40SISO_Ant2_Low_5755_Peak

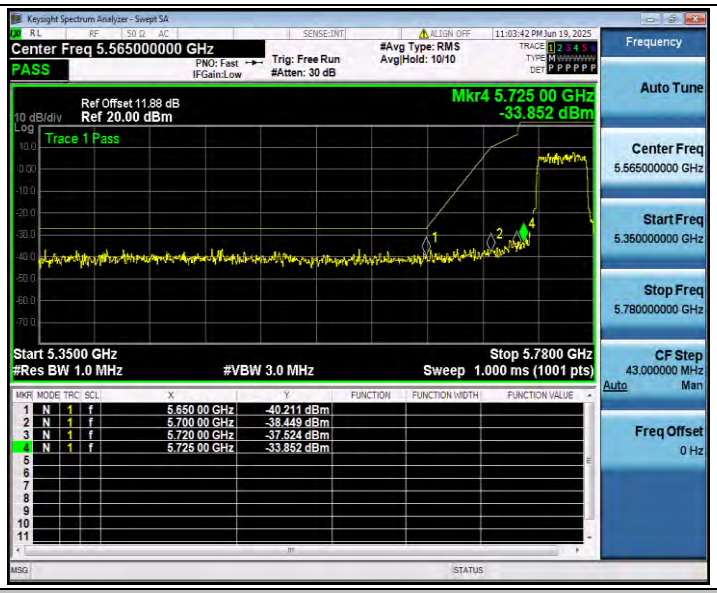
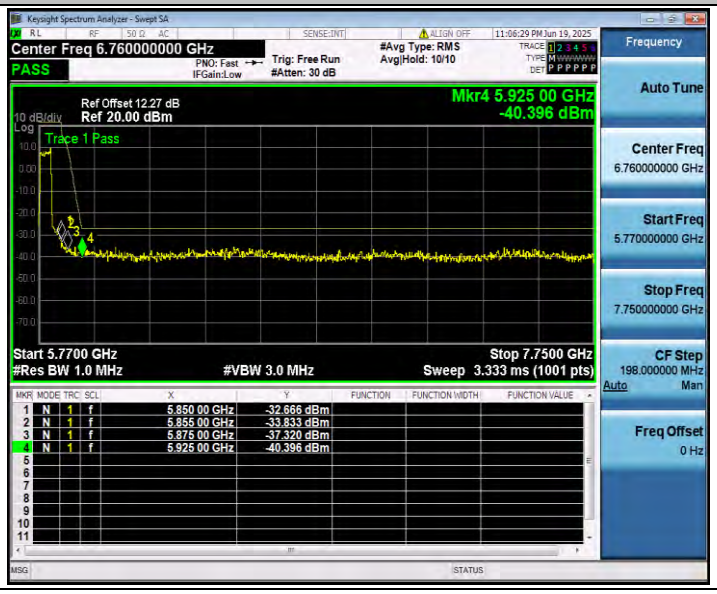
11AX40SISO_Ant2_High_5795_Peak