Appendix D.6: Band edge measurements

Test Result B1

TestMode	Antenna	ChName	Freq(MHz)	Result[dBm]	Limit[dBm]	Verdict
11A	Ant1	Low	5180	-36.96	≤-27	PASS
		High	5240	-36.63	≤-27	PASS
11N20SISO	Ant1	Low	5180	-36.75	≤-27	PASS
		High	5240	-37.41	≤-27	PASS
11N40SISO	Ant1	Low	5190	-34.8	≤-27	PASS
		High	5230	-36.99	≤-27	PASS
11AC20SISO	Ant1	Low	5180	-34.9	≤-27	PASS
		High	5240	-37.66	≤-27	PASS
11AC40SISO	Ant1	Low	5190	-37.01	≤-27	PASS
		High	5230	-37.01	≤-27	PASS
11AC80SISO	Ant1	Low	5210	-36.66	≤-27	PASS
		High	5210	-37.2	≤-27	PASS

Test Graphs B1

11A_Ant1_Low_5180

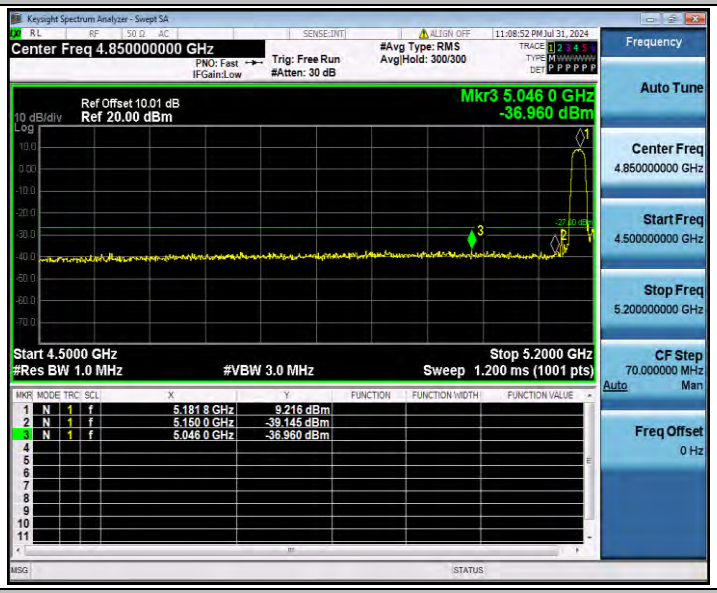

11A_Ant1_High_5240

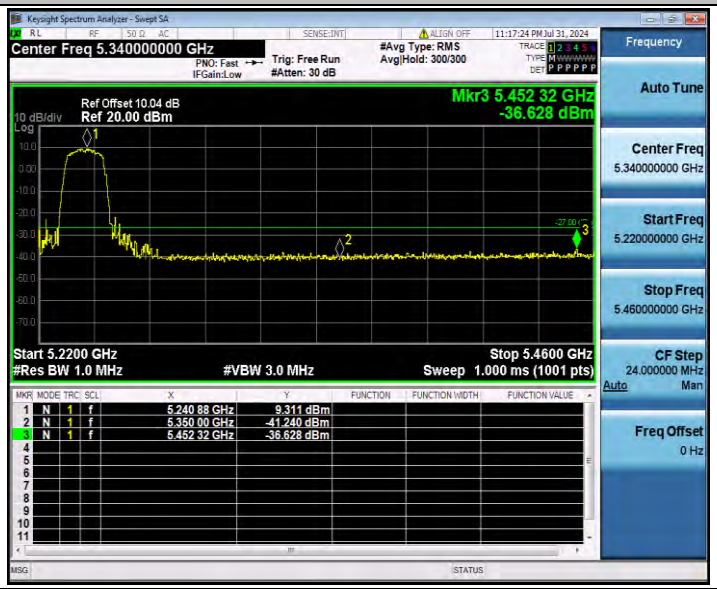

11N20SISO_Ant1_Low_5180

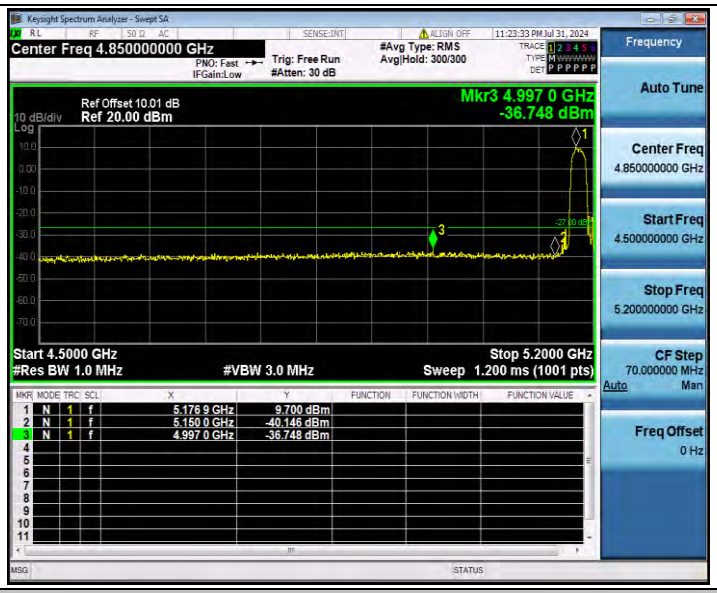

11N20SISO_Ant1_High_5240

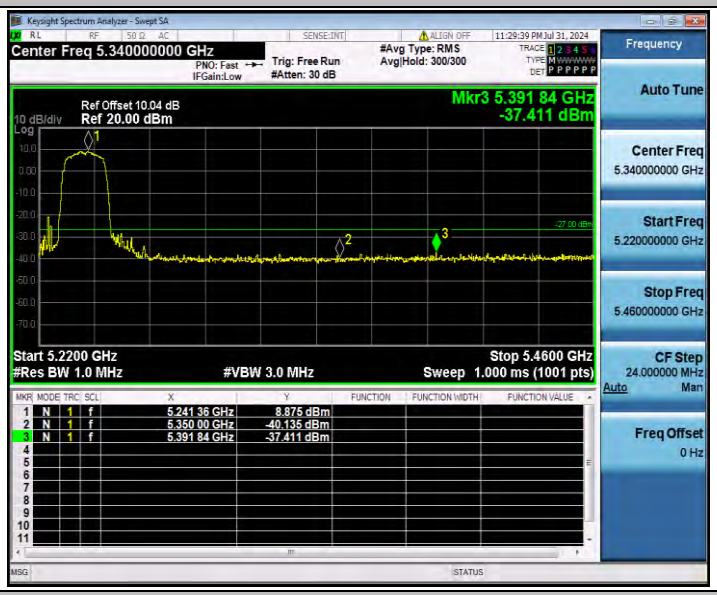

11N40SISO_Ant1_Low_5190

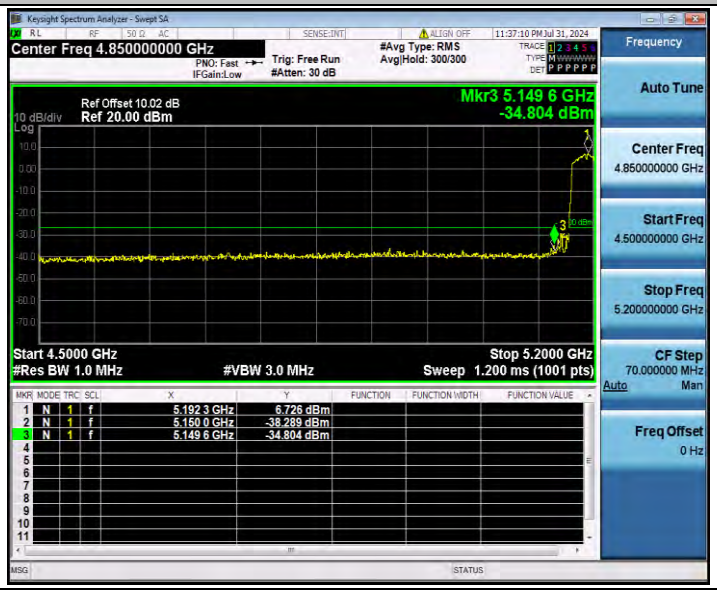

11N40SISO_Ant1_High_5230

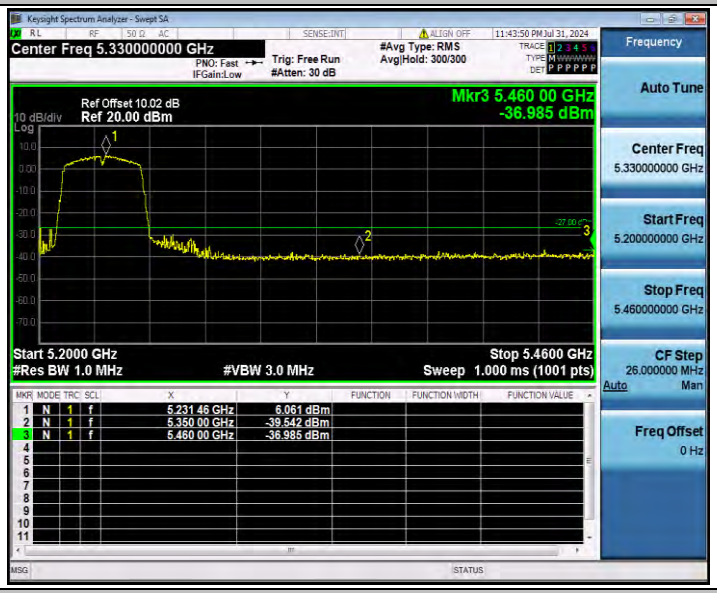

11AC20SISO_Ant1_Low_5180

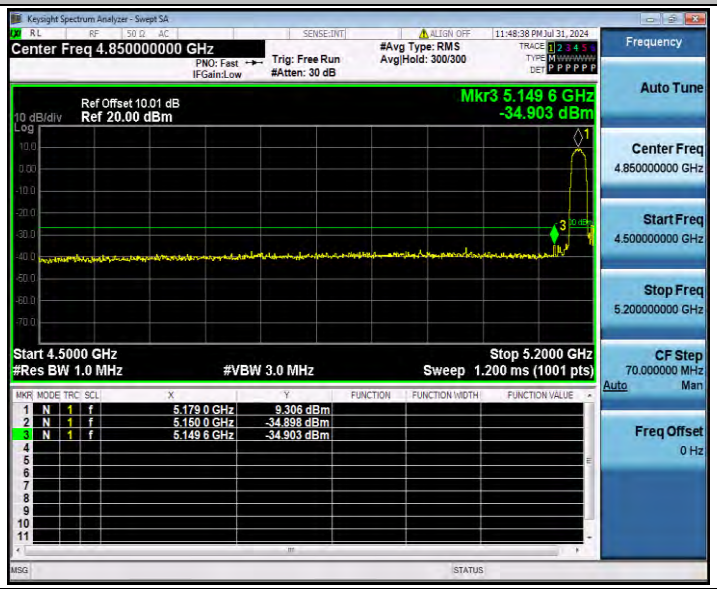

11AC20SISO_Ant1_High_5240

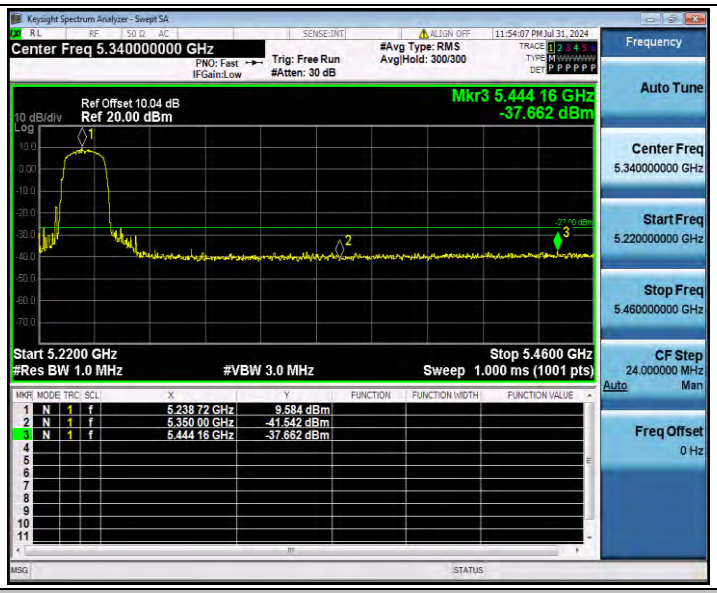

11AC40SISO_Ant1_Low_5190

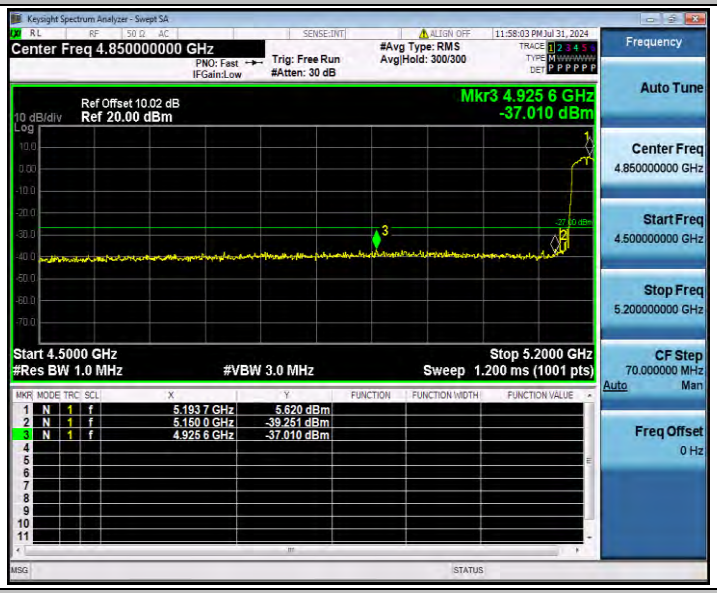

11AC40SISO_Ant1_High_5230

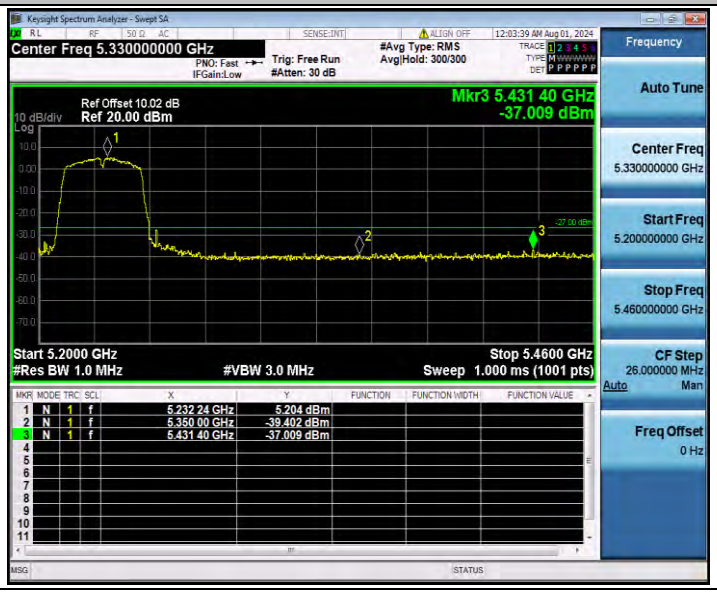

11AC80SISO_Ant1_Low_5210
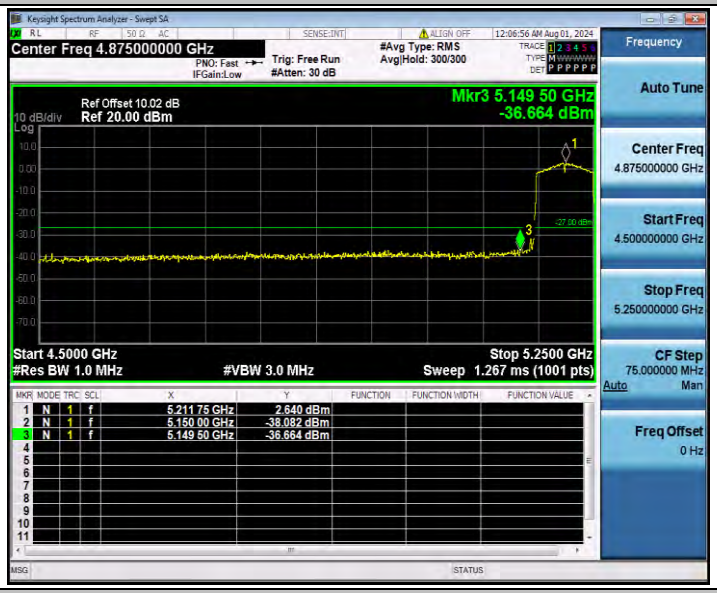

11AC80SISO_Ant1_High_5210
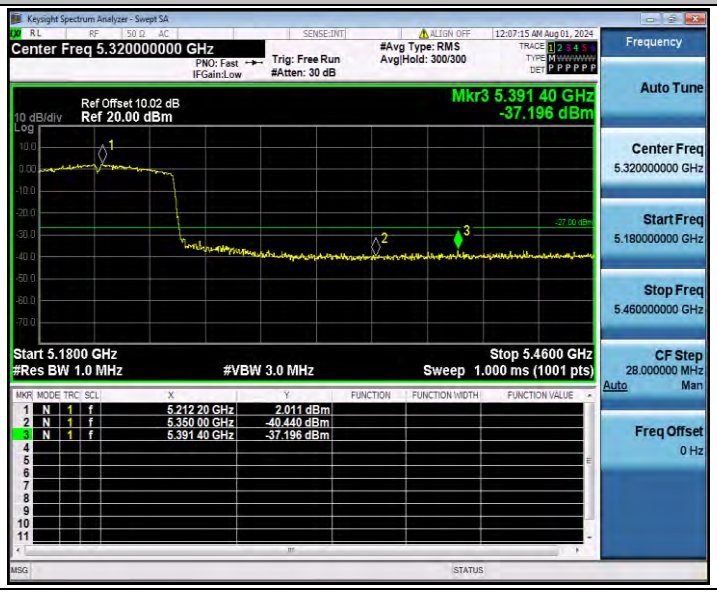

Appendix D.7: Conducted Spurious Emission

Test Result

TestMode	Antenna	Freq(MHz)	FreqRange [MHz]	Max. Fre [MHz]	Max. Level [dBm]	Limit [dBm]	Verdict
11A	Ant1	5180	30~5140	5134.21	-45.8	≤-27	PASS
			5360~27000	24311.59	-37.09	≤-27	PASS
		5200	30~5140	4979.72	-45.73	≤-27	PASS
			5360~27000	24792	-37.3	≤-27	PASS
		5240	30~5140	4987.89	-45.97	≤-27	PASS
			5360~27000	26109.15	-36.54	≤-27	PASS
11N20SISO	Ant1	5180	30~5140	5069.14	-45.58	≤-27	PASS
			5360~27000	24264.7	-37.34	≤-27	PASS
		5200	30~5140	4805.3	-45.29	≤-27	PASS
			5360~27000	24167.32	-36.88	≤-27	PASS
		5240	30~5140	1738.27	-45.33	≤-27	PASS
			5360~27000	24249.56	-37.37	≤-27	PASS
11N40SISO	Ant1	5190	30~5140	5139.32	-42.72	≤-27	PASS
			5360~27000	23569.34	-36.95	≤-27	PASS
		5230	30~5140	2649.56	-45.86	≤-27	PASS
			5360~27000	24267.59	-36.74	≤-27	PASS
11AC20SISO	Ant1	5180	30~5140	1743.04	-42.67	≤-27	PASS
			5360~27000	25193.06	-37.18	≤-27	PASS
		5200	30~5140	5129.1	-44.56	≤-27	PASS
			5360~27000	26093.28	-36.79	≤-27	PASS
		5240	30~5140	4946.33	-45.9	≤-27	PASS
			5360~27000	24874.95	-36.87	≤-27	PASS
11AC40SISO	Ant1	5190	30~5140	5137.62	-39.64	≤-27	PASS
			5360~27000	24917.51	-36.74	≤-27	PASS
		5230	30~5140	4962.17	-45.77	≤-27	PASS
			5360~27000	23602.52	-35.8	≤-27	PASS
11AC80SISO	Ant1	5210	30~5140	5135.74	-40.94	≤-27	PASS
			5360~27000	24800.65	-37.32	≤-27	PASS

Test Graphs

11A_Ant1_5180_30~5140

11A_Ant1_5180_5360~27000

11A_Ant1_5200_30~5140

11A_Ant1_5200_5360~27000

11A_Ant1_5240_30~5140

11A_Ant1_5240_5360~27000

11N20SISO_Ant1_5180_30~5140

11N20SISO_Ant1_5180_5360~27000

11N20SISO_Ant1_5200_30~5140

11N20SISO_Ant1_5200_5360~27000

11N20SISO_Ant1_5240_30~5140

11N20SISO_Ant1_5240_5360~27000

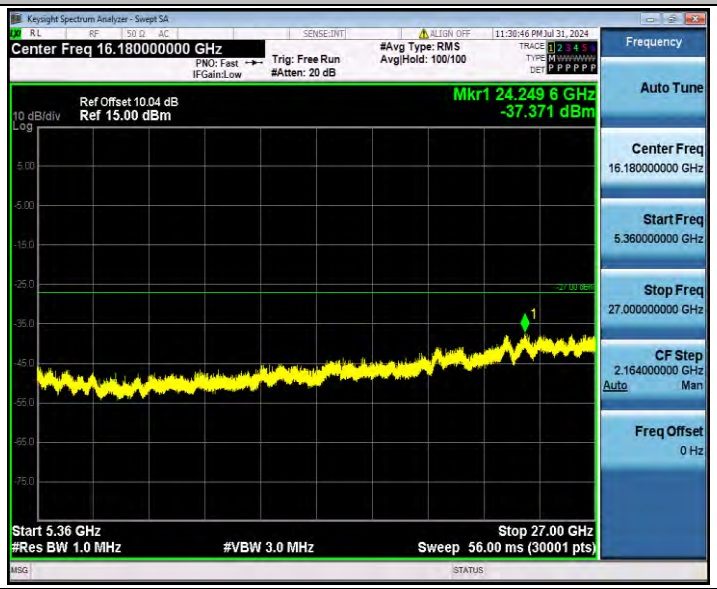

11N40SISO_Ant1_5190_30~5140

11N40SISO_Ant1_5190_5360~27000

11N40SISO_Ant1_5230_30~5140

11N40SISO_Ant1_5230_5360~27000

11AC20SISO_Ant1_5180_30~5140

11AC20SISO_Ant1_5180_5360~27000

11AC20SISO_Ant1_5200_30~5140

11AC20SISO_Ant1_5200_5360~27000

11AC20SISO_Ant1_5240_30~5140

11AC20SISO_Ant1_5240_5360~27000

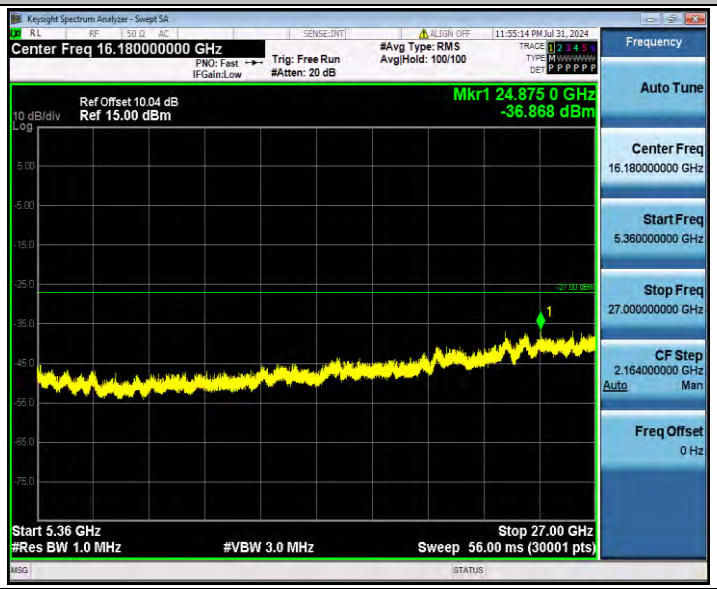

11AC40SISO_Ant1_5190_30~5140

11AC40SISO_Ant1_5190_5360~27000

11AC40SISO_Ant1_5230_30~5140

11AC40SISO_Ant1_5230_5360~27000

11AC80SISO_Ant1_5210_30~5140
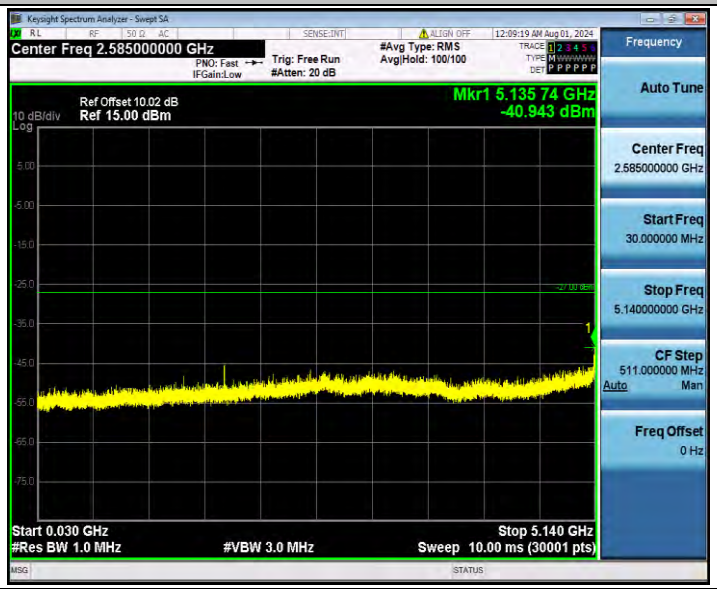

11AC80SISO_Ant1_5210_5360~27000

Keysight Spectrum Analyzer - Swept SA
Center Freq 16.180000000 GHz
PNO: Fast
IFGain:Low
Trig: Free Run
#Atten: 20 dB
#Avg Type: RMS
Avg|Hold: 100/100
12:09:37 AM Aug 01, 2024
Frequency
Auto Tune
Ref Offset 10.02 dB
10 dB/div
Ref 15.00 dBm
Log
Mkr1 24.800 7 GHz
-37.322 dBm
Center Freq
16.180000000 GHz
Start Freq
5.360000000 GHz
Stop Freq
27.000000000 GHz
CF Step
2.164000000 GHz
Auto
Man
Freq Offset
0 Hz
Start 5.36 GHz
#Res BW 1.0 MHz
#VBW 3.0 MHz
Stop 27.00 GHz
Sweep 56.00 ms (30001 pts)

Appendix D.8: Emissions in Restricted Bands

Test Result

TestMode	Antenna	ChName	Freq(MHz)	Detector	Freq [MHz]	Result [dBm]	Limit [dBm]	Result [dBuV/m]	Limit [dBuV/m]	Verdict
11A	Ant1	Low	5180	AV	4500.000	-47.93	≤-41.20	47.27	≤54	PASS
				AV	4944.500	-45.58	≤-41.20	49.62	≤54	PASS
				AV	5150.000	-46.24	≤-41.20	48.96	≤54	PASS
				Peak	4500.000	-44.15	≤-21.20	51.05	≤74	PASS
				Peak	4756.200	-36.64	≤-21.20	58.56	≤74	PASS
				Peak	5150.000	-42.45	≤-21.20	52.75	≤74	PASS
		High	5240	AV	5350.000	-46.56	≤-41.20	48.64	≤54	PASS
				AV	5455.440	-45.84	≤-41.20	49.36	≤54	PASS
				AV	5460.000	-45.89	≤-41.20	49.31	≤54	PASS
				Peak	5350.000	-41.87	≤-21.20	53.33	≤74	PASS
				Peak	5410.080	-36.98	≤-21.20	58.22	≤74	PASS
				Peak	5460.000	-42.02	≤-21.20	53.18	≤74	PASS
11N20SISO	Ant1	Low	5180	AV	4500.000	-47.9	≤-41.20	47.30	≤54	PASS
				AV	4949.400	-45.6	≤-41.20	49.60	≤54	PASS
				AV	5150.000	-46.23	≤-41.20	48.97	≤54	PASS
				Peak	4500.000	-46.18	≤-21.20	49.02	≤74	PASS
				Peak	4703.700	-38.1	≤-21.20	57.10	≤74	PASS
				Peak	5150.000	-39.77	≤-21.20	55.43	≤74	PASS
		High	5240	AV	5350.000	-46.61	≤-41.20	48.59	≤54	PASS
				AV	5454.720	-45.85	≤-41.20	49.35	≤54	PASS
				AV	5460.000	-45.87	≤-41.20	49.33	≤54	PASS
				Peak	5350.000	-44.14	≤-21.20	51.06	≤74	PASS
				Peak	5423.760	-36.84	≤-21.20	58.36	≤74	PASS
				Peak	5460.000	-42.28	≤-21.20	52.92	≤74	PASS
11N40SISO	Ant1	Low	5190	AV	4500.000	-47.89	≤-41.20	47.31	≤54	PASS
				AV	5149.600	-45.53	≤-41.20	49.67	≤54	PASS
				AV	5150.000	-45.48	≤-41.20	49.72	≤54	PASS
				Peak	4500.000	-43.22	≤-21.20	51.98	≤74	PASS
				Peak	4913.700	-36.32	≤-21.20	58.88	≤74	PASS
				Peak	5150.000	-40.39	≤-21.20	54.81	≤74	PASS
		High	5230	AV	5350.000	-46.62	≤-41.20	48.58	≤54	PASS
				AV	5457.140	-45.83	≤-41.20	49.37	≤54	PASS
				AV	5460.000	-45.93	≤-41.20	49.27	≤54	PASS
				Peak	5350.000	-41.66	≤-21.20	53.54	≤74	PASS
				Peak	5440.500	-37.88	≤-21.20	57.32	≤74	PASS
				Peak	5460.000	-41.95	≤-21.20	53.25	≤74	PASS

11AC20SISO	Ant1	Low	5180	AV	4500.000	-47.92	≤-41.20	47.28	≤54	PASS
				AV	4943.100	-45.57	≤-41.20	49.63	≤54	PASS
				AV	5150.000	-46.17	≤-41.20	49.03	≤54	PASS
				Peak	4500.000	-47.79	≤-21.20	47.41	≤74	PASS
				Peak	5101.300	-36.05	≤-21.20	59.15	≤74	PASS
				Peak	5150.000	-41.35	≤-21.20	53.85	≤74	PASS
		High	5240	AV	5350.000	-46.56	≤-41.20	48.64	≤54	PASS
				AV	5454.240	-45.82	≤-41.20	49.38	≤54	PASS
				AV	5460.000	-45.92	≤-41.20	49.28	≤54	PASS
				Peak	5350.000	-45.13	≤-21.20	50.07	≤74	PASS
				Peak	5458.080	-38.19	≤-21.20	57.01	≤74	PASS
				Peak	5460.000	-43.15	≤-21.20	52.05	≤74	PASS
11AC40SISO	Ant1	Low	5190	AV	4500.000	-47.91	≤-41.20	47.29	≤54	PASS
				AV	4945.900	-45.56	≤-41.20	49.64	≤54	PASS
				AV	5150.000	-45.86	≤-41.20	49.34	≤54	PASS
				Peak	4500.000	-45.58	≤-21.20	49.62	≤74	PASS
				Peak	4880.800	-37.12	≤-21.20	58.08	≤74	PASS
				Peak	5150.000	-37.66	≤-21.20	57.54	≤74	PASS
		High	5230	AV	5350.000	-46.64	≤-41.20	48.56	≤54	PASS
				AV	5459.220	-45.85	≤-41.20	49.35	≤54	PASS
				AV	5460.000	-45.9	≤-41.20	49.30	≤54	PASS
				Peak	5350.000	-42.04	≤-21.20	53.16	≤74	PASS
				Peak	5422.820	-37.47	≤-21.20	57.73	≤74	PASS
				Peak	5460.000	-45.56	≤-21.20	49.64	≤74	PASS
11AC80SISO	Ant1	Low	5210	AV	4500.000	-47.95	≤-41.20	47.25	≤54	PASS
				AV	5149.500	-44.62	≤-41.20	50.58	≤54	PASS
				AV	5150.000	-44.62	≤-41.20	50.58	≤54	PASS
				Peak	4500.000	-45.1	≤-21.20	50.10	≤74	PASS
				Peak	5013.000	-37.63	≤-21.20	57.57	≤74	PASS
				Peak	5150.000	-41.55	≤-21.20	53.65	≤74	PASS
		High	5210	AV	5350.000	-46.64	≤-41.20	48.56	≤54	PASS
				AV	5458.320	-45.87	≤-41.20	49.33	≤54	PASS
				AV	5460.000	-45.94	≤-41.20	49.26	≤54	PASS
				Peak	5350.000	-44.71	≤-21.20	50.49	≤74	PASS
				Peak	5359.480	-37.1	≤-21.20	58.10	≤74	PASS
				Peak	5460.000	-41.96	≤-21.20	53.24	≤74	PASS

Note：

1. The Antenna Gain is compensated in the graph.
2. The Duty Cycle Factor and RBW Factor is compensated in the graph.
3. For transmitters operating in 5150-5350 GHz band and 5470-5725 GHz band: The limit in dBm for average detector is conversion from 54dBuV/m, according to 15.209(a). The limit in dBm for peak detector is 20dB above the limit of average detector in dBm.

Test Graphs

11A_Ant1_Low_5180_AV

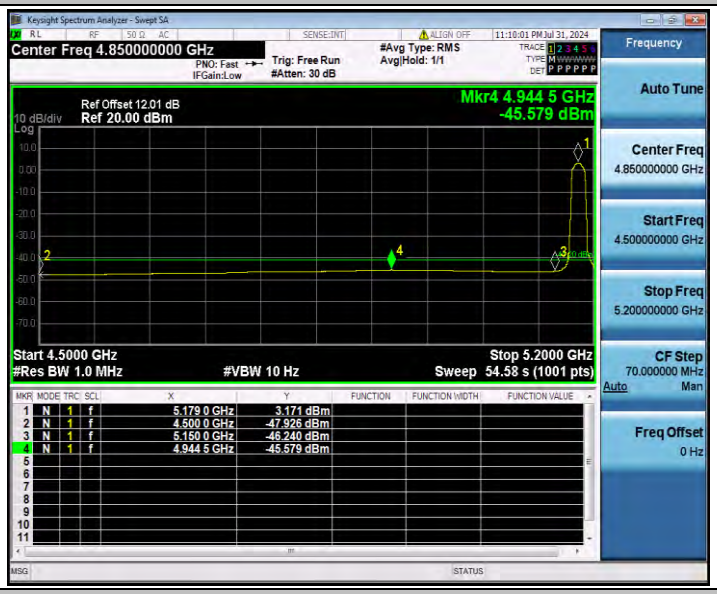

11A_Ant1_Low_5180_Peak

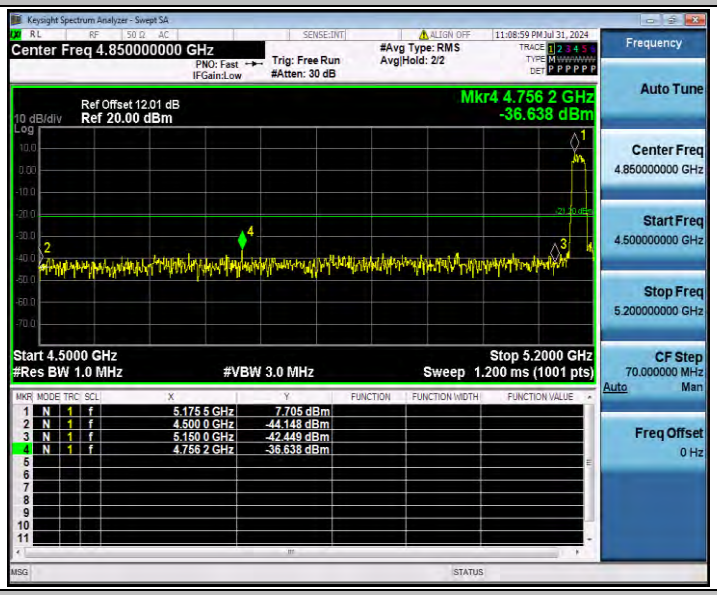

11A_Ant1_High_5240_AV

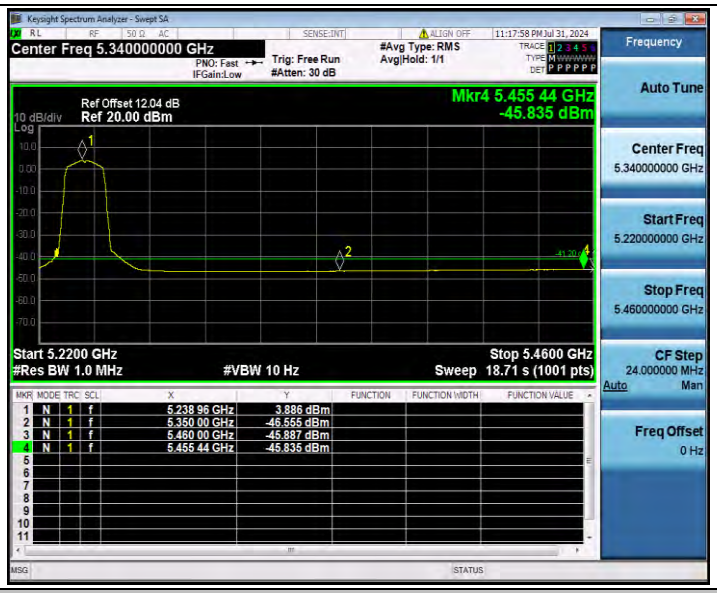

11A_Ant1_High_5240_Peak

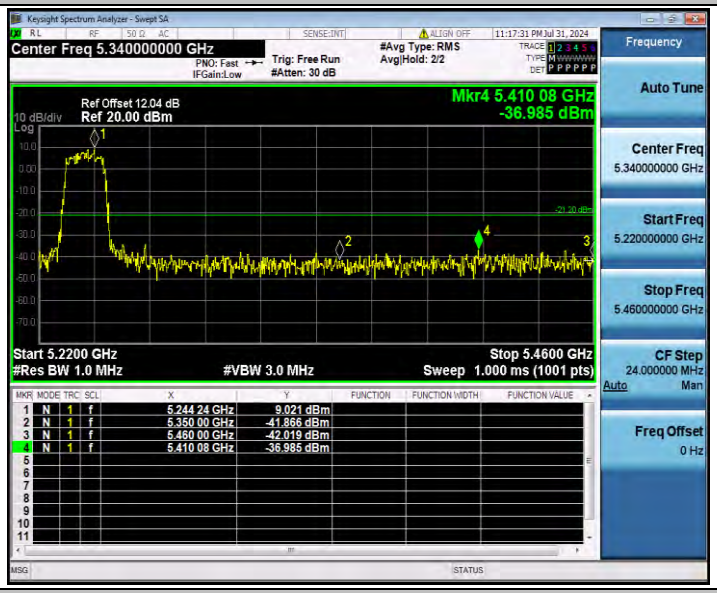

11N20SISO_Ant1_Low_5180_AV

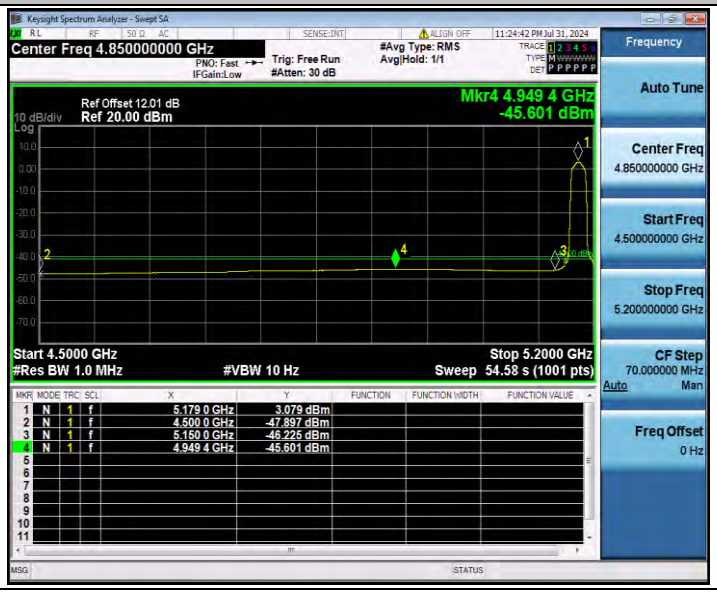

11N20SISO_Ant1_Low_5180_Peak

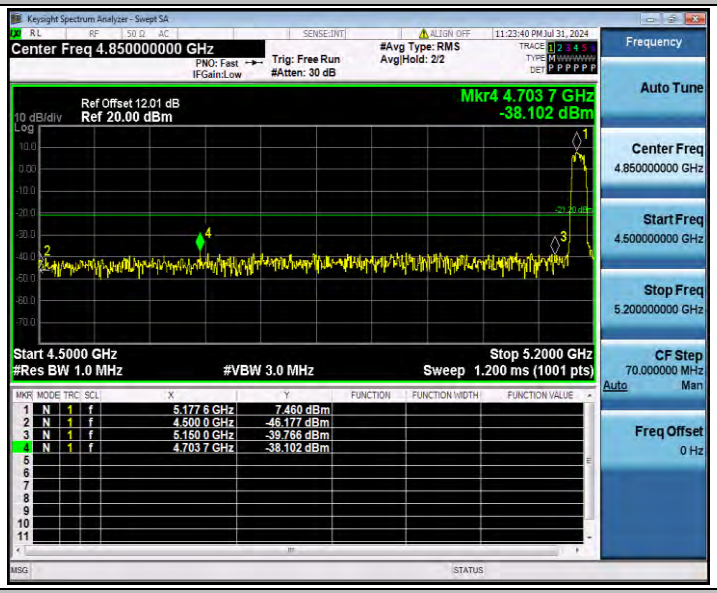

11N20SISO_Ant1_High_5240_AV

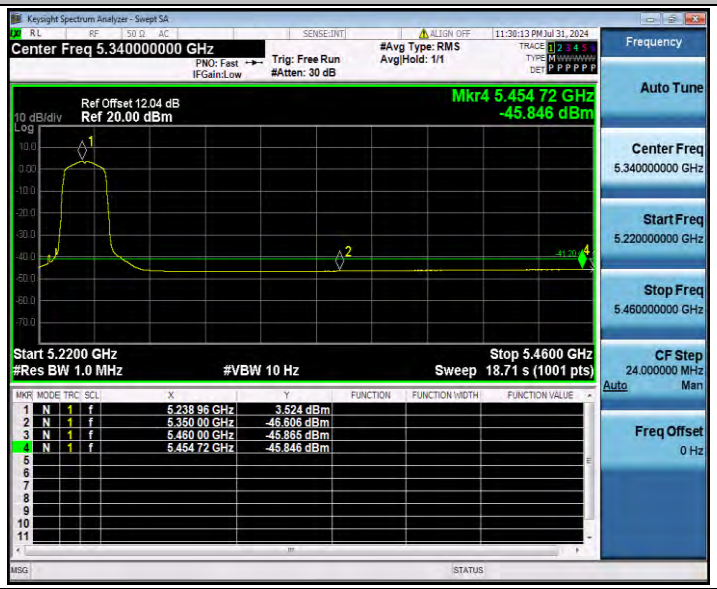

11N20SISO_Ant1_High_5240_Peak

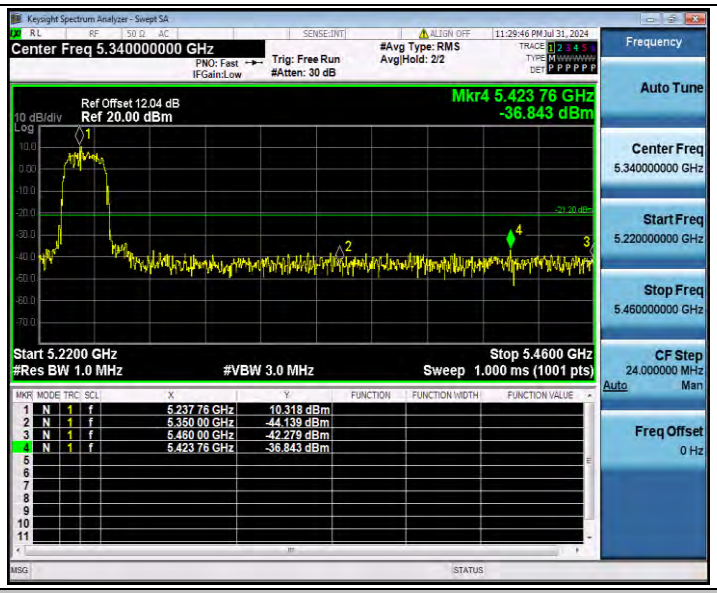

11N40SISO_Ant1_Low_5190_AV

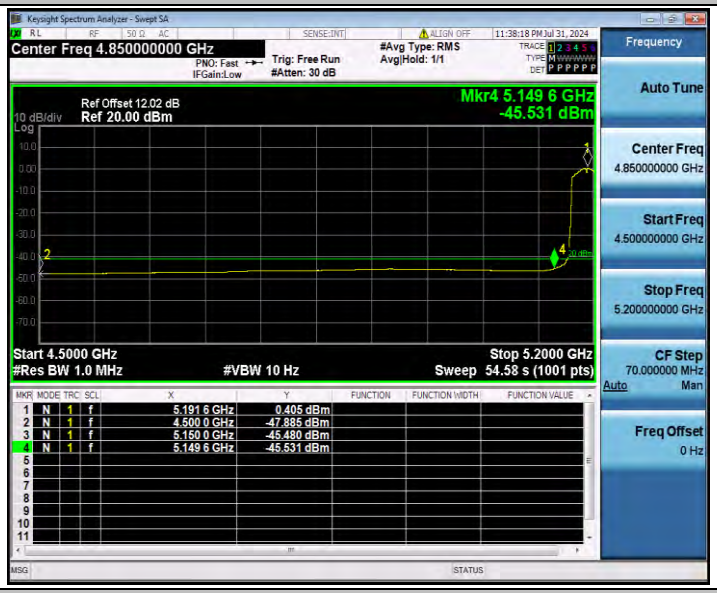

11N40SISO_Ant1_Low_5190_Peak

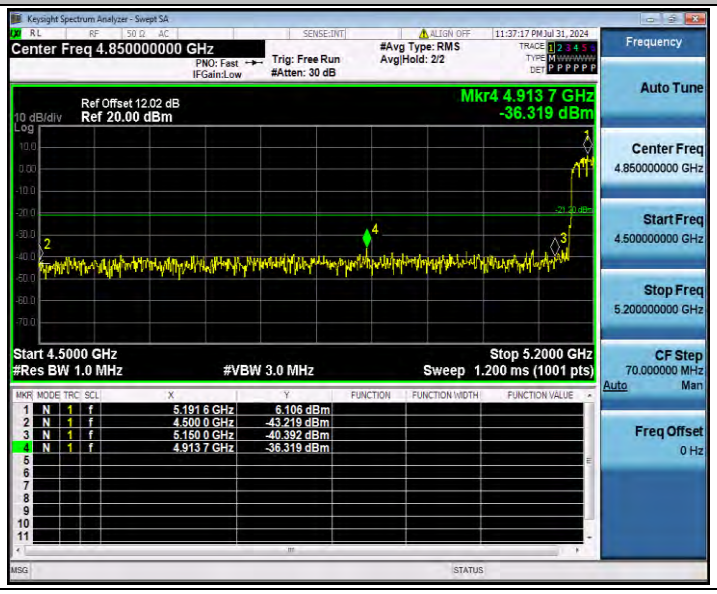

11N40SISO_Ant1_High_5230_AV

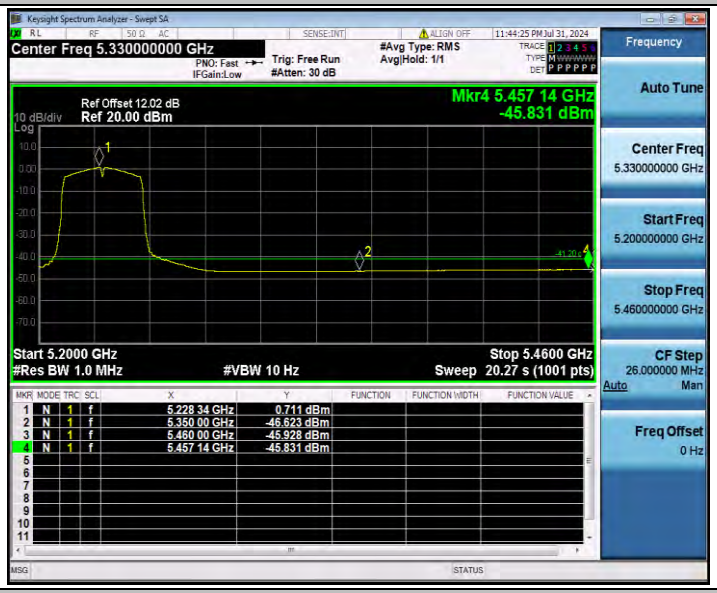

11N40SISO_Ant1_High_5230_Peak

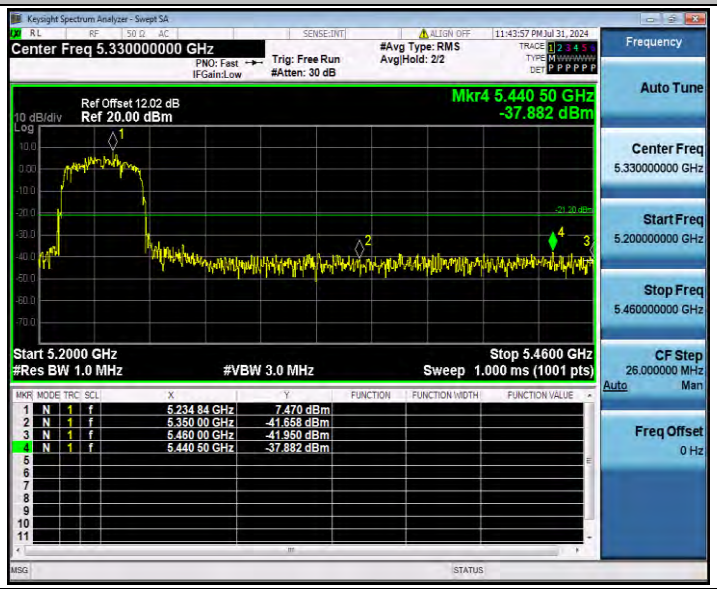

11AC20SISO_Ant1_Low_5180_AV

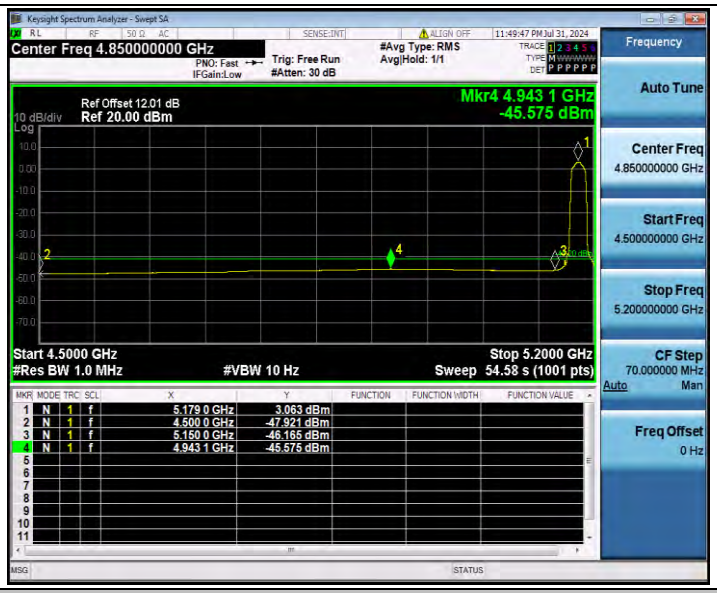

11AC20SISO_Ant1_Low_5180_Peak

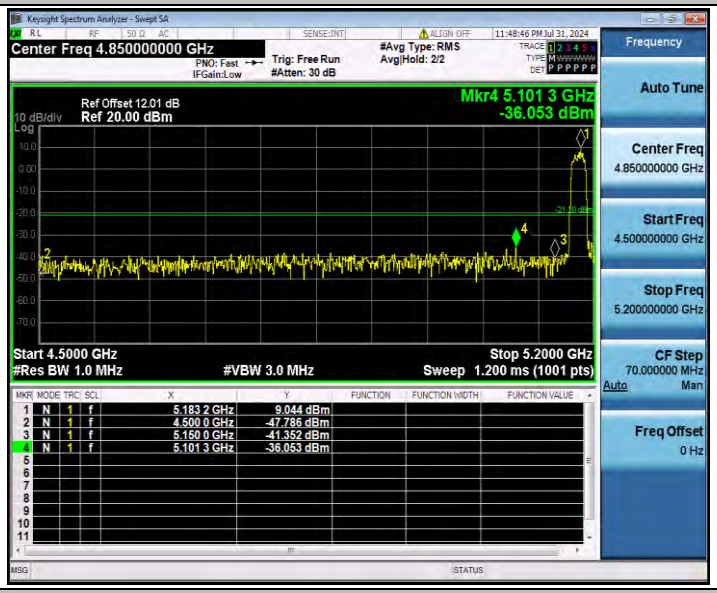

11AC20SISO_Ant1_High_5240_AV

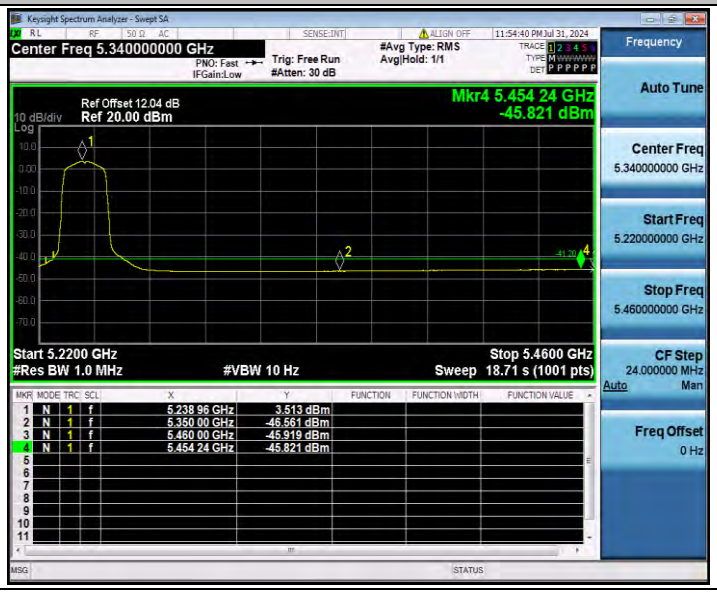

11AC20SISO_Ant1_High_5240_Peak

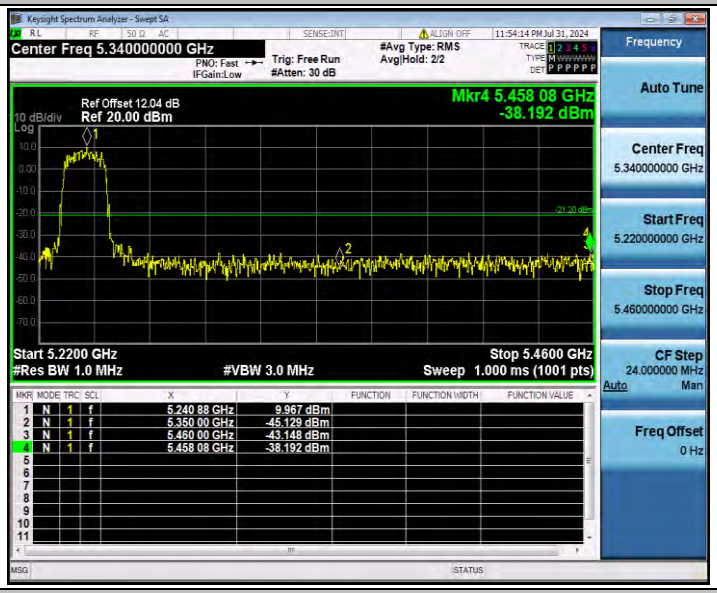

11AC40SISO_Ant1_Low_5190_AV

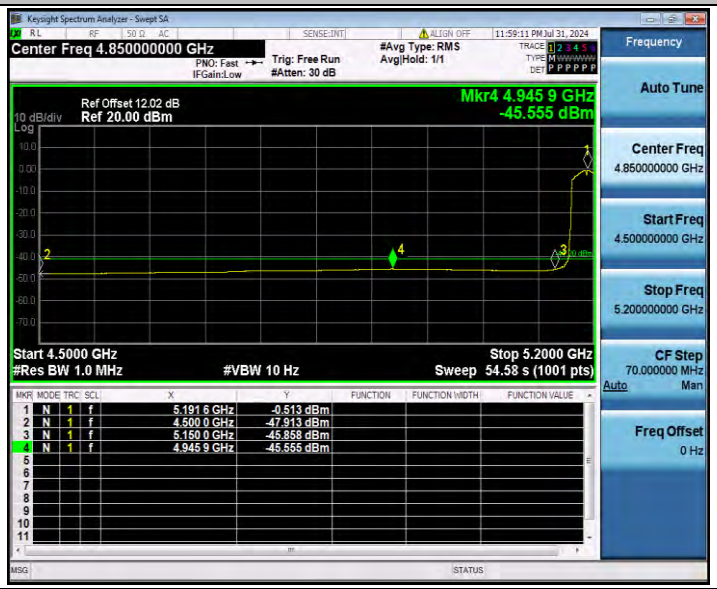

11AC40SISO_Ant1_Low_5190_Peak

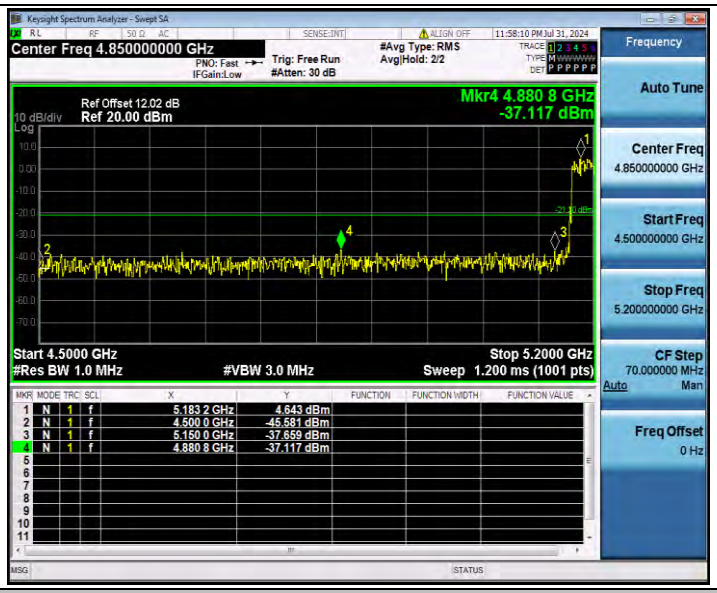

11AC40SISO_Ant1_High_5230_AV

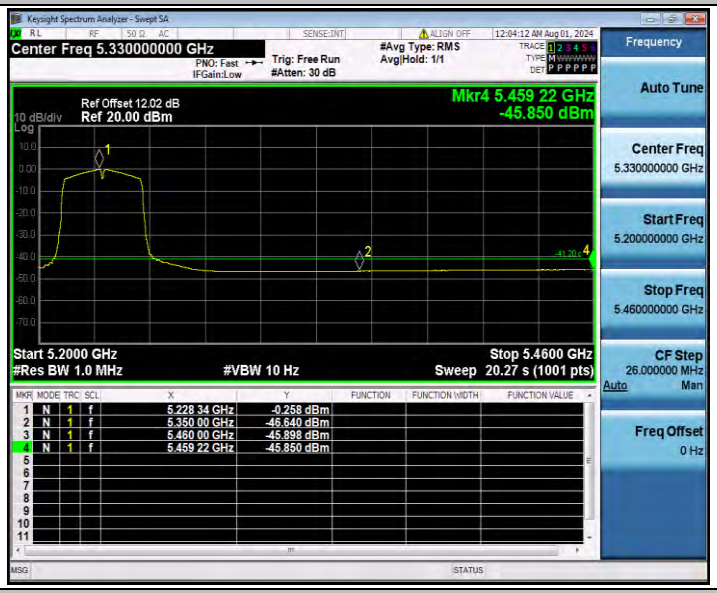

11AC40SISO_Ant1_High_5230_Peak

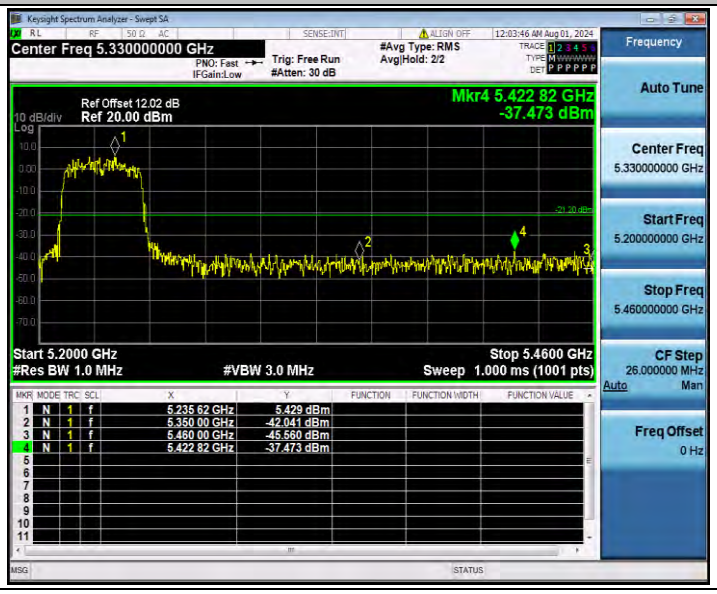

11AC80SISO_Ant1_Low_5210_AV

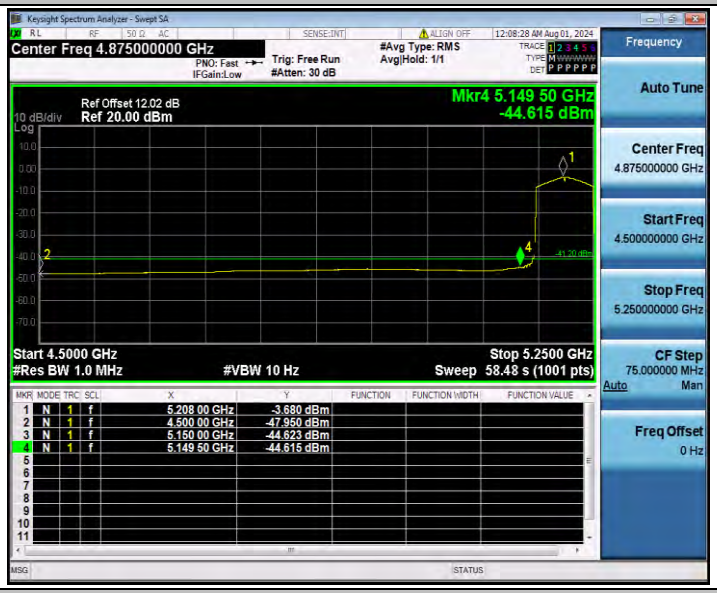

11AC80SISO_Ant1_Low_5210_Peak

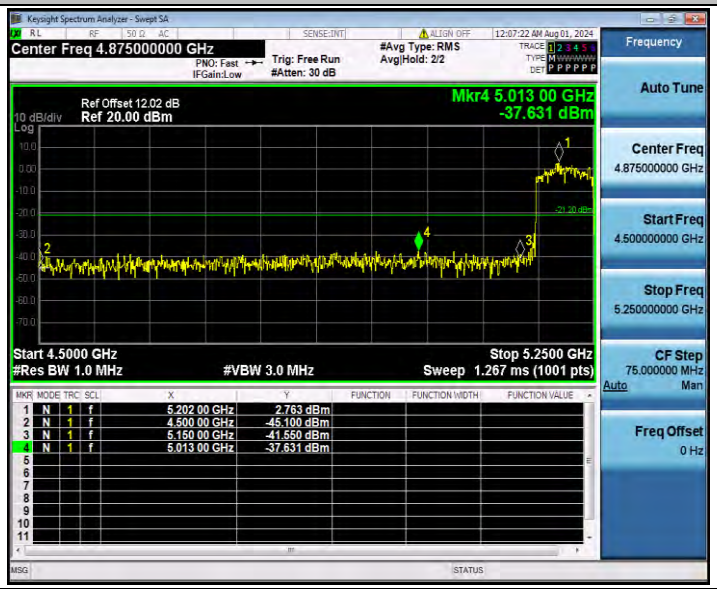

11AC80SISO_Ant1_High_5210_AV

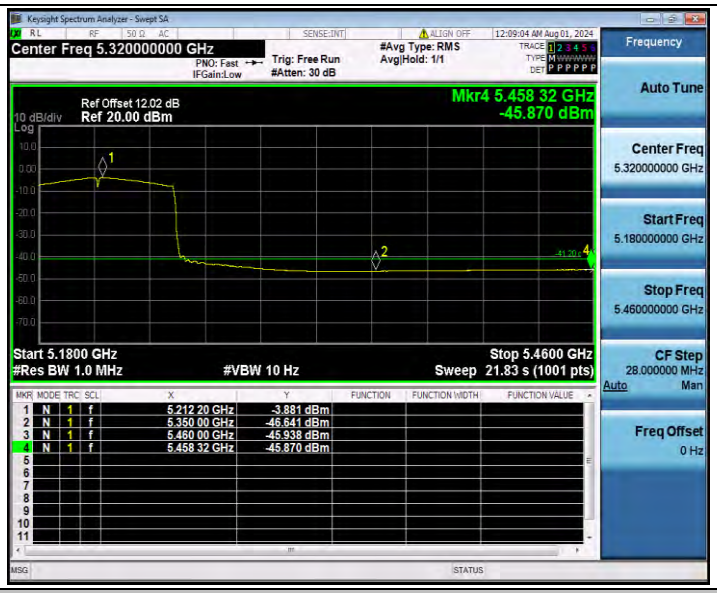
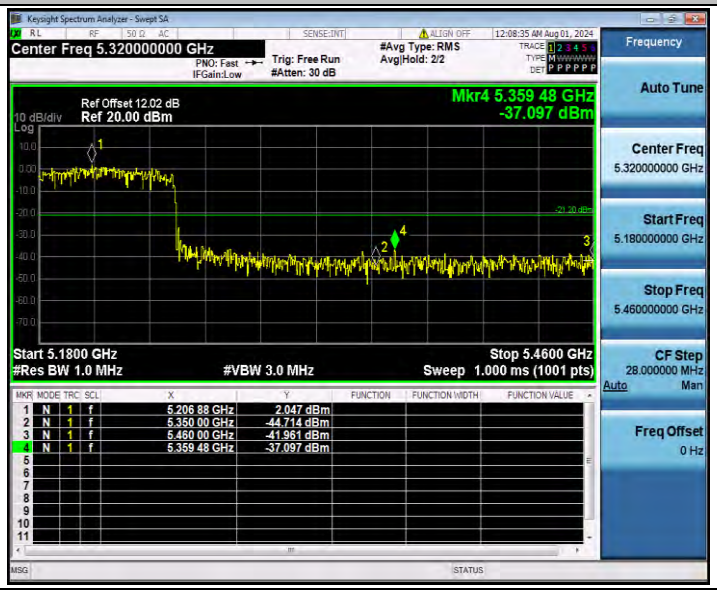
11AC80SISO_Ant1_High_5210_Peak