Case No. : CTA24071502304	
Ambient Condition: 23 ℃, 51 %RH	
According Standard: ■Part15E	
Test Date: 2024.8.4	**Test Engineer:** Lushan Kong

Appendix E.1: Emission Bandwidth

Test Result

TestMode	Antenna	Freq(MHz)	26db EBW [MHz]	FL[MHz]	FH[MHz]	Limit[MHz]	Verdict
11A	Ant1	5260	19.880	5250.080	5269.960	---	---
		5280	19.880	5270.000	5289.880	---	---
		5320	20.040	5309.920	5329.960	---	---
11N20SISO	Ant1	5260	20.360	5249.880	5270.240	---	---
		5280	20.520	5269.680	5290.200	---	---
		5320	20.240	5309.880	5330.120	---	---
11N40SISO	Ant1	5270	40.240	5249.760	5290.000	---	---
		5310	40.480	5289.680	5330.160	---	---
11AC20SISO	Ant1	5260	20.400	5249.760	5270.160	---	---
		5280	20.400	5269.680	5290.080	---	---
		5320	20.480	5309.760	5330.240	---	---
11AC40SISO	Ant1	5270	40.640	5249.600	5290.240	---	---
		5310	40.640	5289.520	5330.160	---	---
11AC80SISO	Ant1	5290	80.800	5249.680	5330.480	---	---

Test Graphs

11A_Ant1_5260

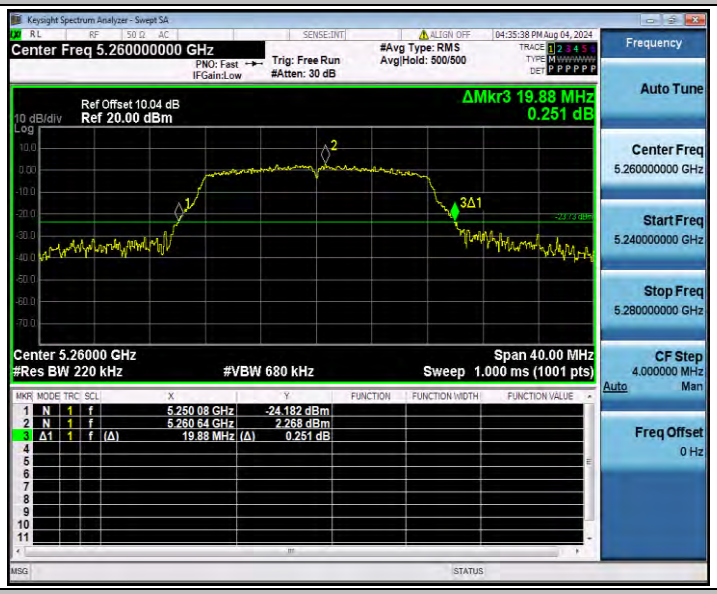

11A_Ant1_5280

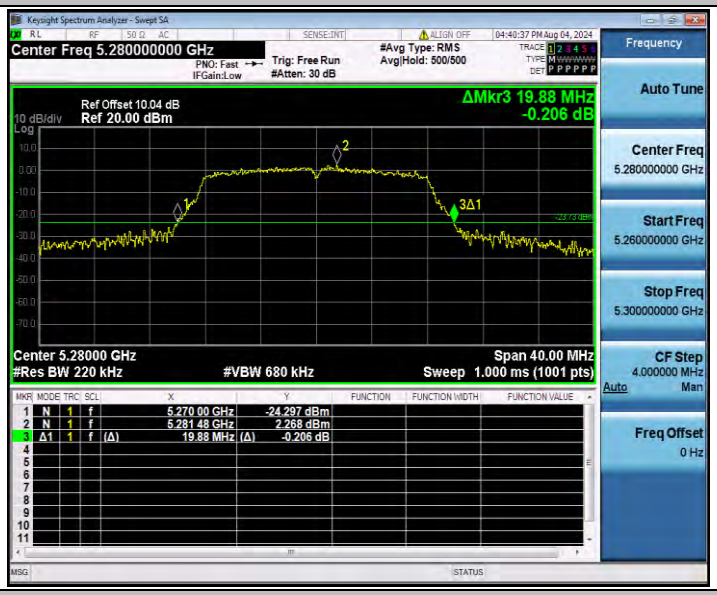

11A_Ant1_5320

11N20SISO_Ant1_5260

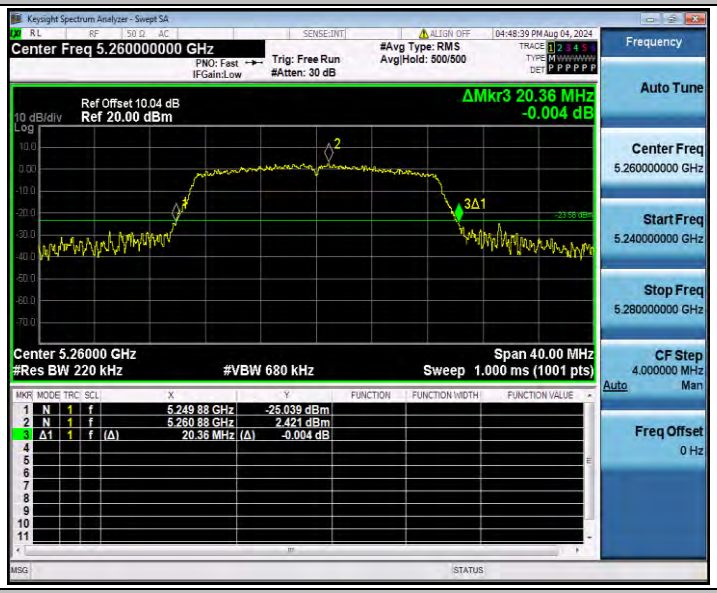

11N20SISO_Ant1_5280

11N20SISO_Ant1_5320
11N40SISO_Ant1_5270
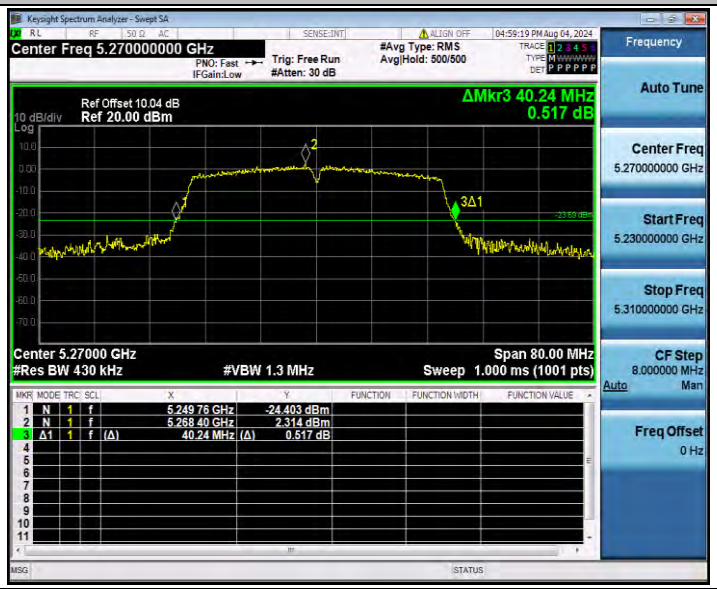
11N40SISO_Ant1_5310

11AC20SISO_Ant1_5260

11AC20SISO_Ant1_5280

11AC20SISO_Ant1_5320

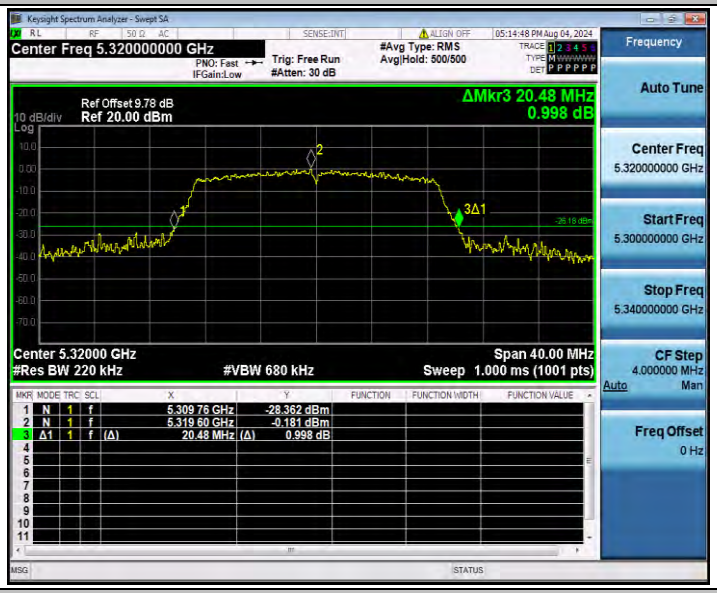

11AC40SISO_Ant1_5270

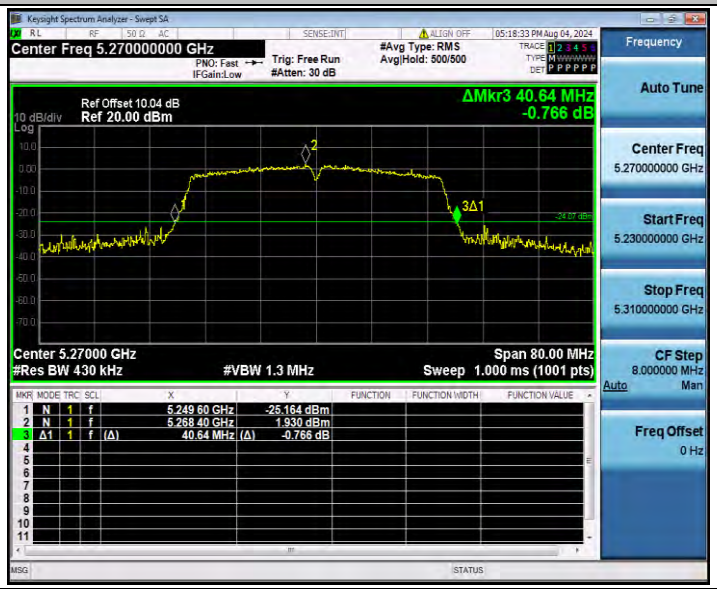

11AC40SISO_Ant1_5310

11AC80SISO_Ant1_5290

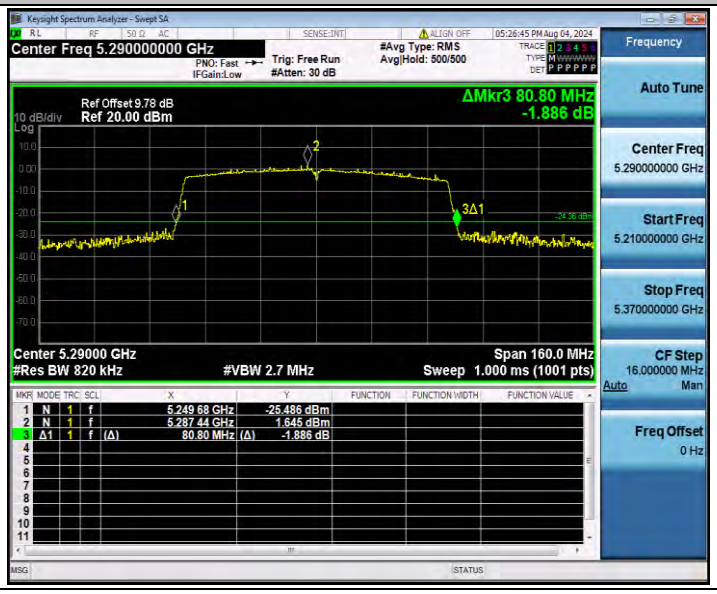

Appendix E.2: Occupied channel bandwidth

Test Result

TestMode	Antenna	Freq(MHz)	OCB [MHz]	FL[MHz]	FH[MHz]	Limit[MHz]	Verdict
11A	Ant1	5260	16.888	5251.5651	5268.4531	---	---
		5280	17.001	5271.4722	5288.4732	---	---
		5320	17.009	5311.4499	5328.4589	---	---
11N20SISO	Ant1	5260	17.877	5251.0669	5268.9439	---	---
		5280	17.857	5271.0207	5288.8777	---	---
		5320	17.940	5311.0030	5328.9430	---	---
11N40SISO	Ant1	5270	36.208	5251.8440	5288.0520	---	---
		5310	36.291	5291.8008	5328.0918	---	---
11AC20SISO	Ant1	5260	17.877	5251.0512	5268.9282	---	---
		5280	17.883	5271.0189	5288.9019	---	---
		5320	17.858	5311.0600	5328.9180	---	---
11AC40SISO	Ant1	5270	36.189	5251.8477	5288.0367	---	---
		5310	36.387	5291.7861	5328.1731	---	---
11AC80SISO	Ant1	5290	75.293	5252.2275	5327.5205	---	---

Test Graphs

11A_Ant1_5260

11A_Ant1_5280

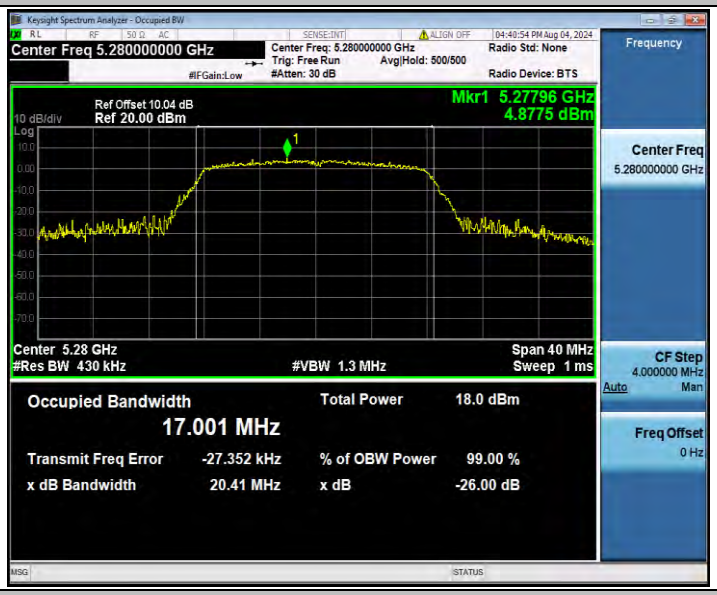

11A_Ant1_5320

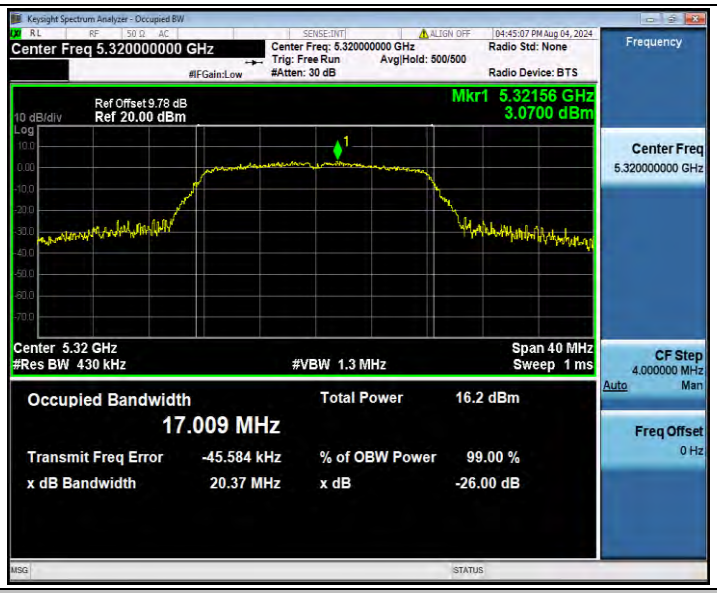

11N20SISO_Ant1_5260

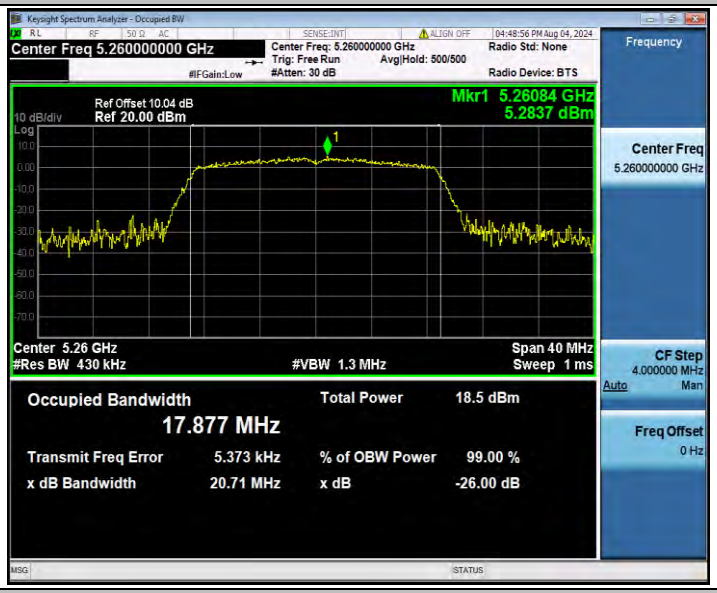

11N20SISO_Ant1_5280

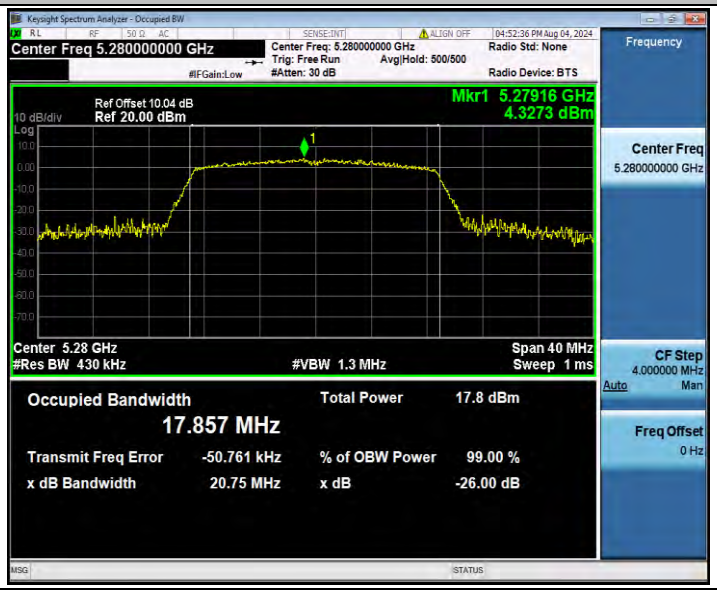

11N20SISO_Ant1_5320

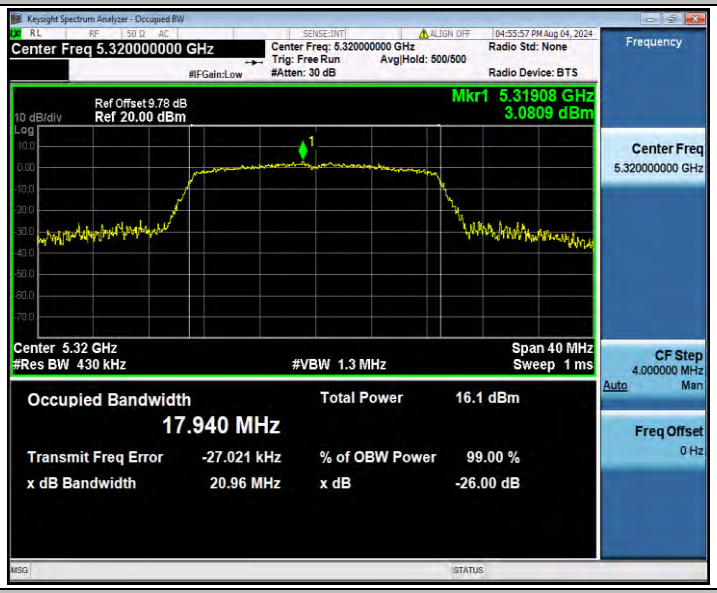

11N40SISO_Ant1_5270

11N40SISO_Ant1_5310

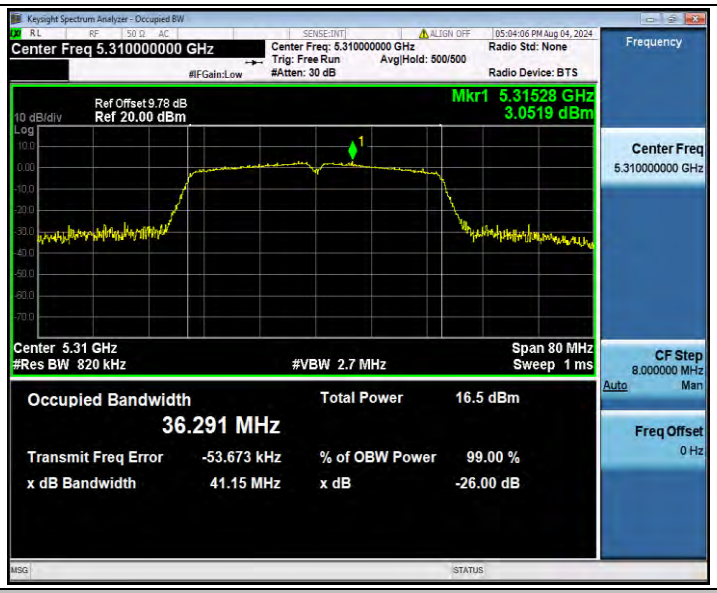

11AC20SISO_Ant1_5260

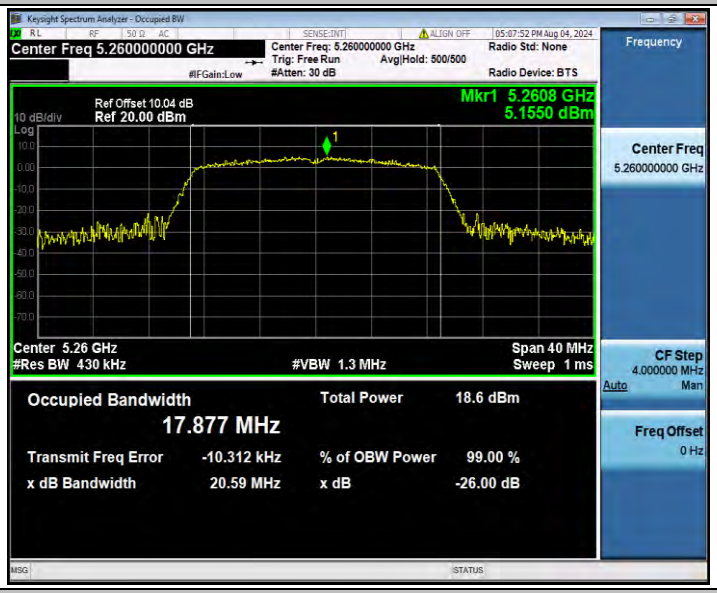

11AC20SISO_Ant1_5280

11AC20SISO_Ant1_5320

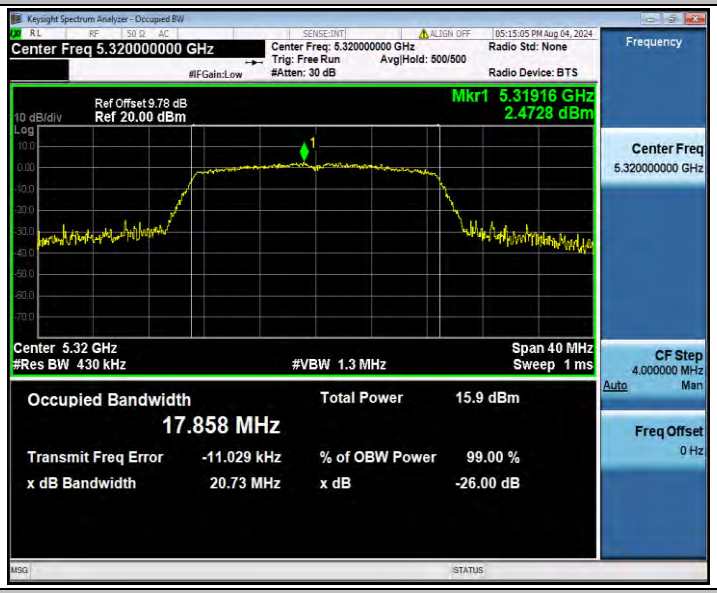

11AC40SISO_Ant1_5270

11AC40SISO_Ant1_5310

11AC80SISO_Ant1_5290

Appendix E.3: Duty Cycle

Test Result

TestMode	Antenna	Freq(MHz)	Transmission Duration [ms]	Transmission Period [ms]	Duty Cycle [%]	Duty Cycle Factor[dB]	1/T Factor[KHz]
11A	Ant1	5260	30.00	30.00	100.00	0.00	0.03
		5280	30.00	30.00	100.00	0.00	0.03
		5320	30.00	30.00	100.00	0.00	0.03
11N20SISO	Ant1	5260	30.00	30.00	100.00	0.00	0.03
		5280	30.00	30.00	100.00	0.00	0.03
		5320	30.00	30.00	100.00	0.00	0.03
11N40SISO	Ant1	5270	30.00	30.00	100.00	0.00	0.03
		5310	30.00	30.00	100.00	0.00	0.03
11AC20SISO	Ant1	5260	30.00	30.00	100.00	0.00	0.03
		5280	30.00	30.00	100.00	0.00	0.03
		5320	30.00	30.00	100.00	0.00	0.03
11AC40SISO	Ant1	5270	30.00	30.00	100.00	0.00	0.03
		5310	30.00	30.00	100.00	0.00	0.03
11AC80SISO	Ant1	5290	30.00	30.00	100.00	0.00	0.03

Test Graphs

11A_Ant1_5260
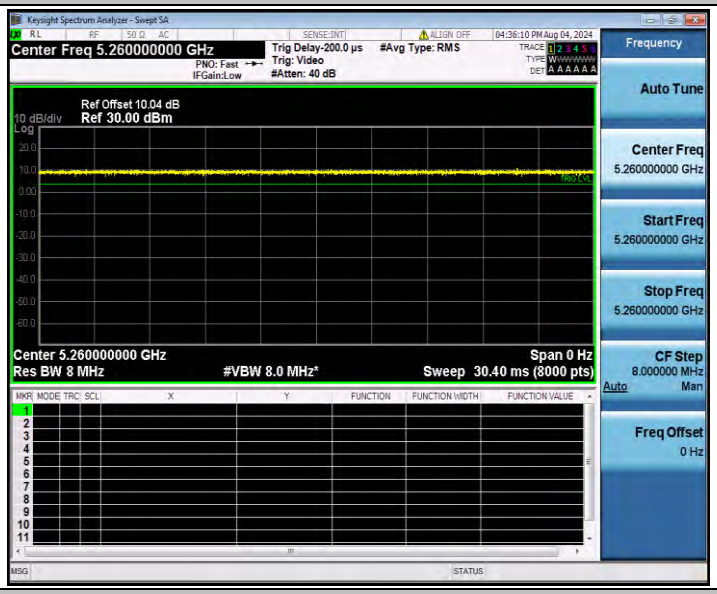
11A_Ant1_5280
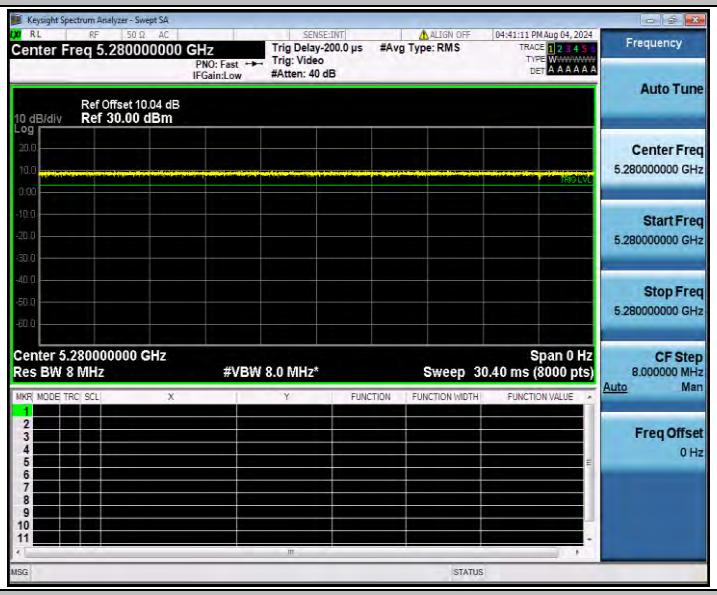
11A_Ant1_5320

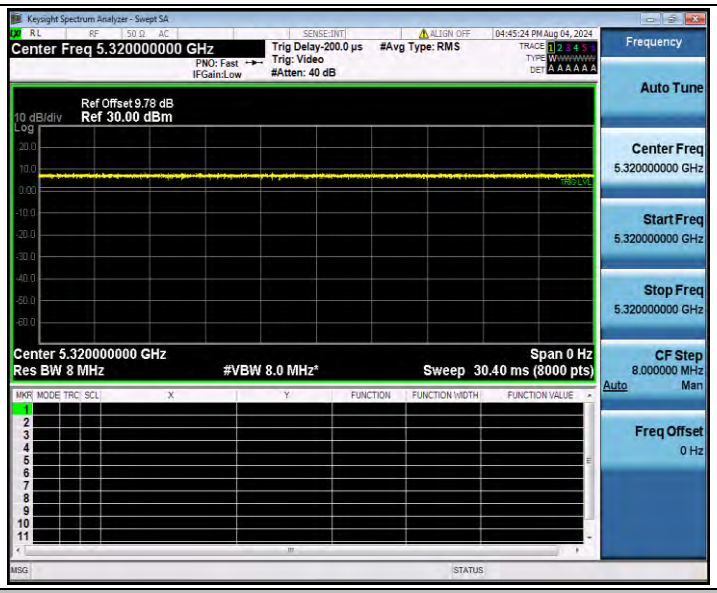

11N20SISO_Ant1_5260

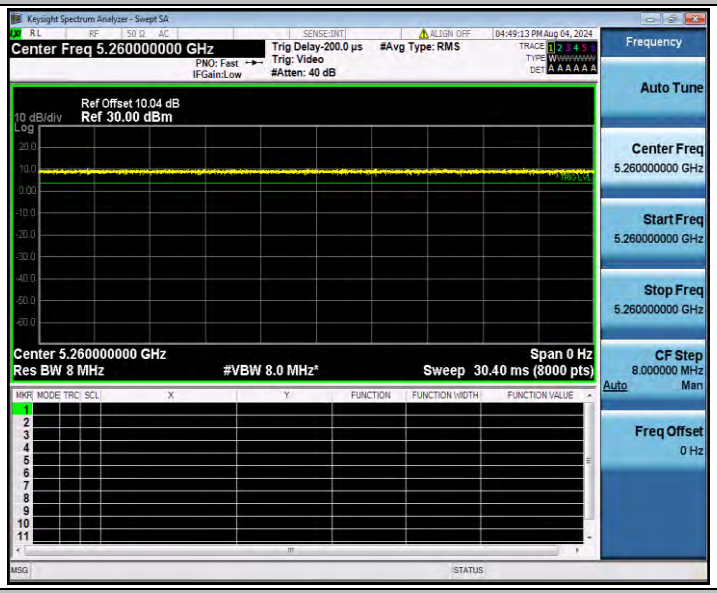

11N20SISO_Ant1_5280

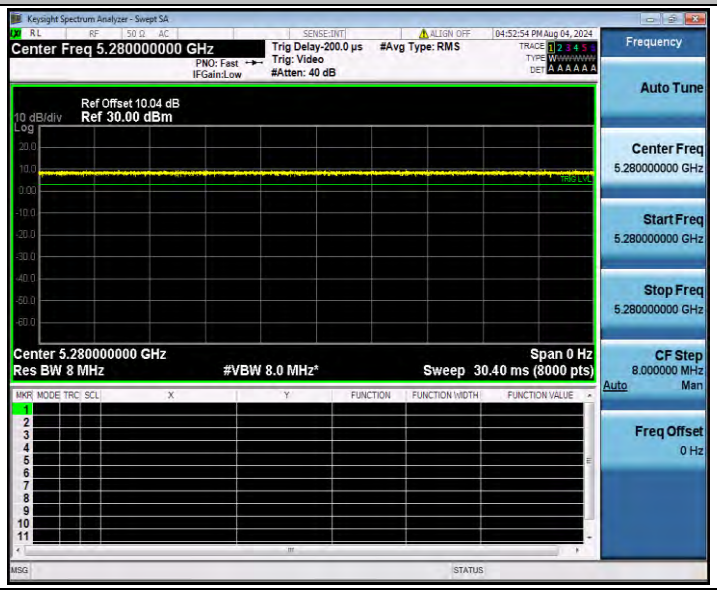

11N20SISO_Ant1_5320
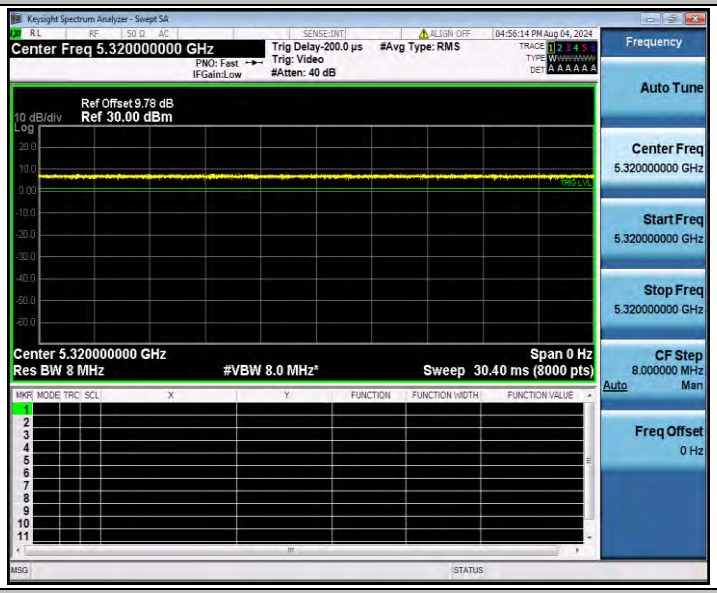
11N40SISO_Ant1_5270
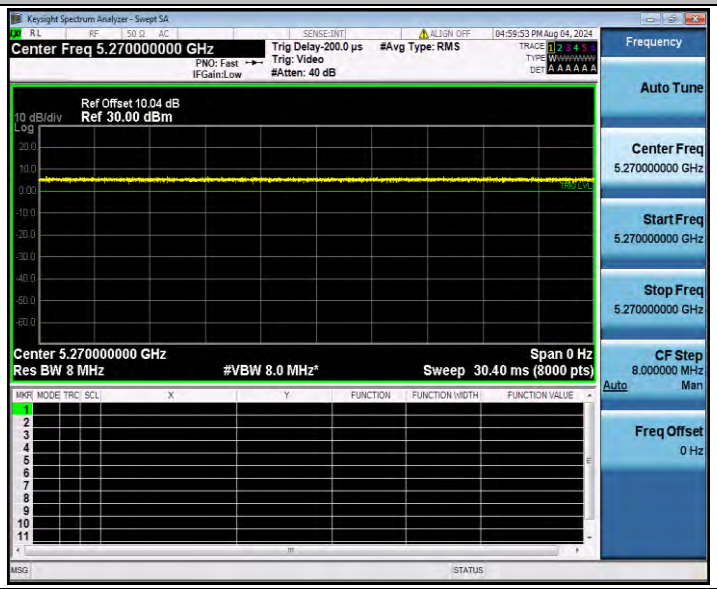
11N40SISO_Ant1_5310

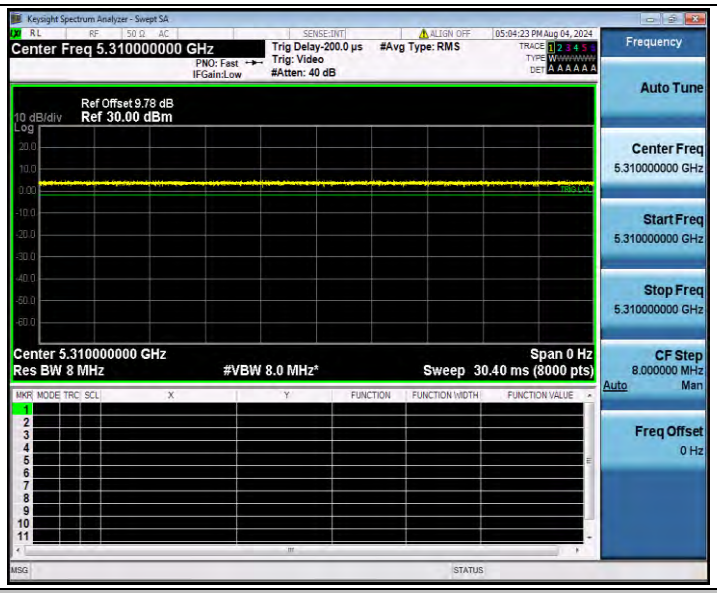

11AC20SISO_Ant1_5260

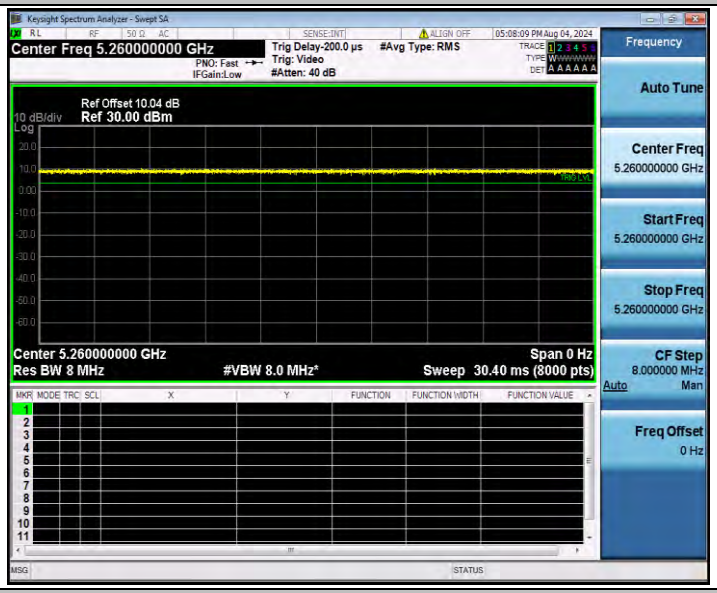

11AC20SISO_Ant1_5280

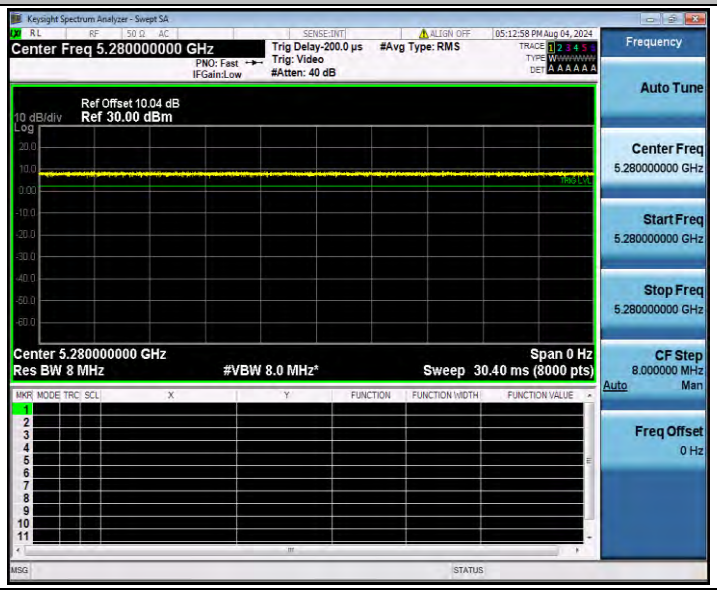

11AC20SISO_Ant1_5320
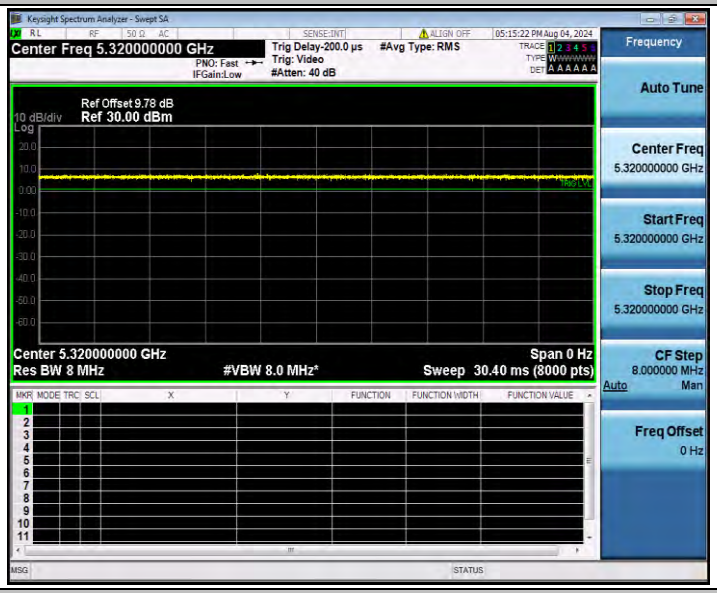

11AC40SISO_Ant1_5270
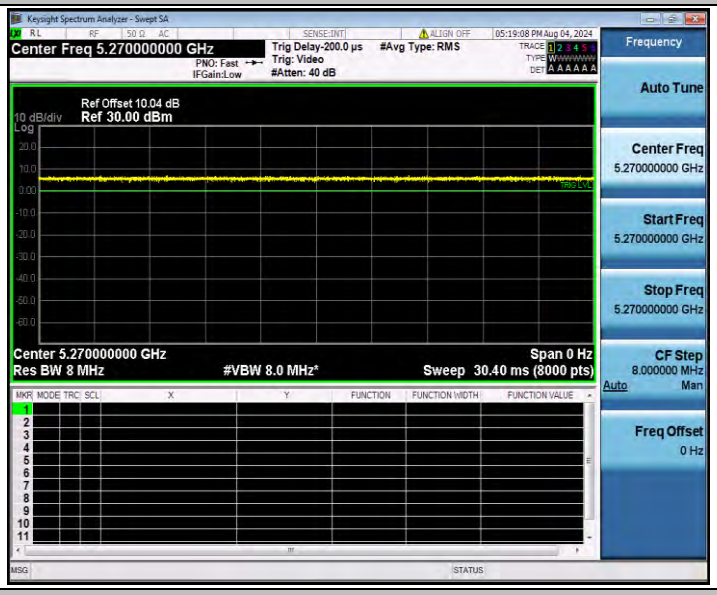

11AC40SISO_Ant1_5310

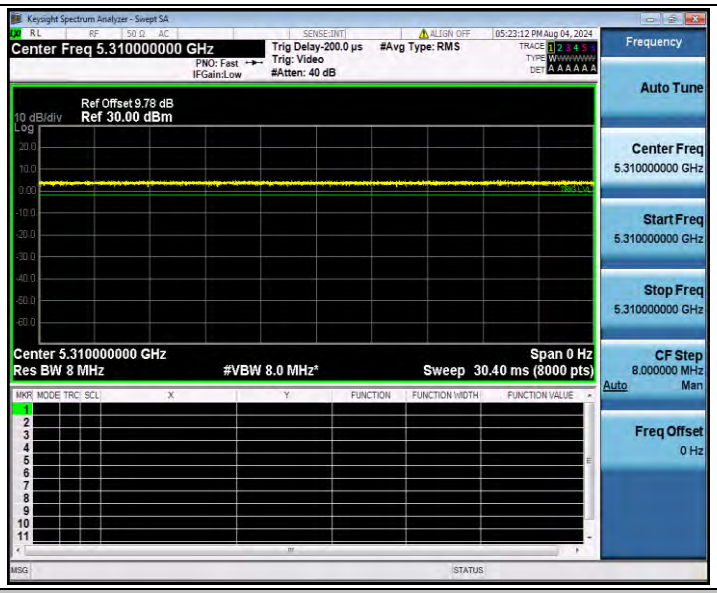

11AC80SISO_Ant1_5290

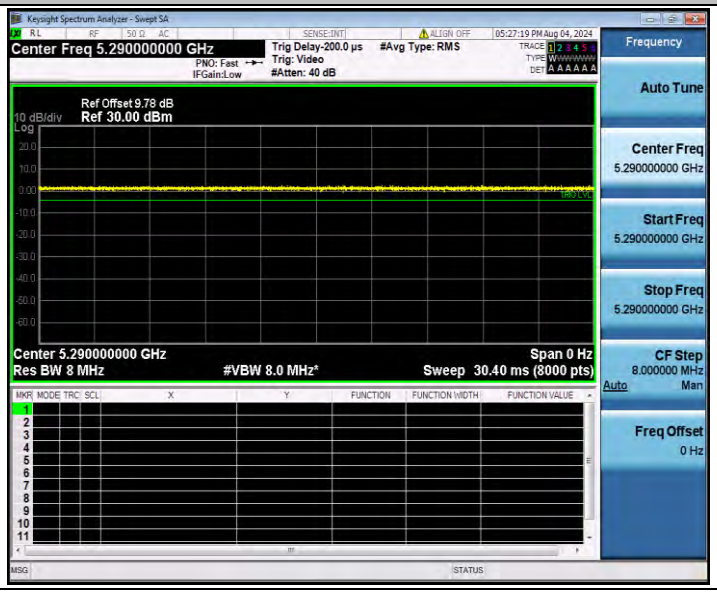

Appendix E.4: Maximum conducted output power

Test Result Channel Power

Test Mode	Antenna	Freq(MHz)	Channel Powert [dBm]	Duty Cycle [%]	DC Factor [dBm]	Result [dBm]	Limit [dBm]	Verdict
11A	Ant1	5260	11.53	100.00	0.00	11.53	≤23.98	PASS
		5280	11.16	100.00	0.00	11.16	≤23.98	PASS
		5320	9.48	100.00	0.00	9.48	≤23.98	PASS
11N20SISO	Ant1	5260	11.64	100.00	0.00	11.64	≤23.98	PASS
		5280	11.04	100.00	0.00	11.04	≤23.98	PASS
		5320	9.39	100.00	0.00	9.39	≤23.98	PASS
11N40SISO	Ant1	5270	10.70	100.00	0.00	10.70	≤23.98	PASS
		5310	9.17	100.00	0.00	9.17	≤23.98	PASS
11AC20SISO	Ant1	5260	11.73	100.00	0.00	11.73	≤23.98	PASS
		5280	10.56	100.00	0.00	10.56	≤23.98	PASS
		5320	9.15	100.00	0.00	9.15	≤23.98	PASS
11AC40SISO	Ant1	5270	11.15	100.00	0.00	11.15	≤23.98	PASS
		5310	9.19	100.00	0.00	9.19	≤23.98	PASS
11AC80SISO	Ant1	5290	10.13	100.00	0.00	10.13	≤23.98	PASS

Appendix E.5: Maximum power spectral density

Test Result

TestMode	Antenna	Freq(MHz)	Result [dBm/MHz]	Limit[dBm/MHz]	Verdict
11A	Ant1	5260	0.92	≤11.00	PASS
		5280	0.55	≤11.00	PASS
		5320	-1.12	≤11.00	PASS
11N20SISO	Ant1	5260	0.84	≤11.00	PASS
		5280	0.24	≤11.00	PASS
		5320	-1.43	≤11.00	PASS
11N40SISO	Ant1	5270	-2.70	≤11.00	PASS
		5310	-4.28	≤11.00	PASS
11AC20SISO	Ant1	5260	0.92	≤11.00	PASS
		5280	-0.22	≤11.00	PASS
		5320	-1.65	≤11.00	PASS
11AC40SISO	Ant1	5270	-2.26	≤11.00	PASS
		5310	-4.31	≤11.00	PASS
11AC80SISO	Ant1	5290	-6.79	≤11.00	PASS

Note：1.The Result and Limit Unit is dBm/500 kHz in the band 5.725–5.85 GHz.
2.The Duty Cycle Factor and RBW Factor is compensated in the graph.

Test Graphs

11A_Ant1_5260

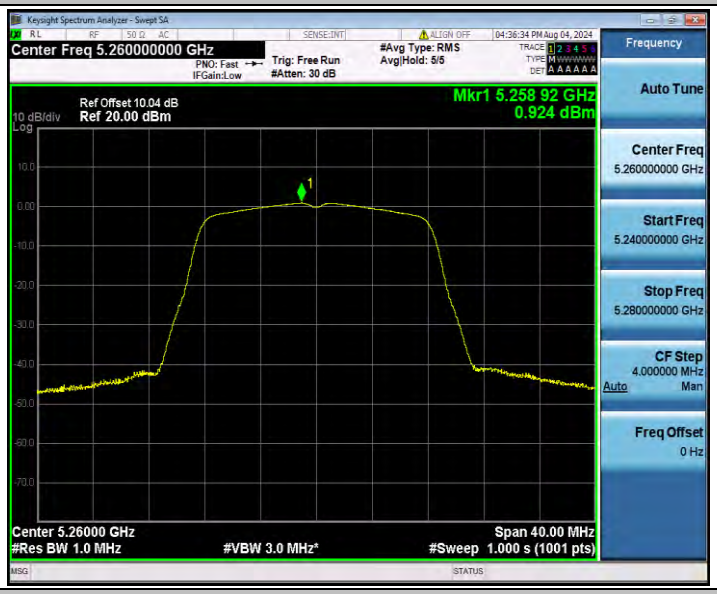

11A_Ant1_5280

11A_Ant1_5320

11N20SISO_Ant1_5260

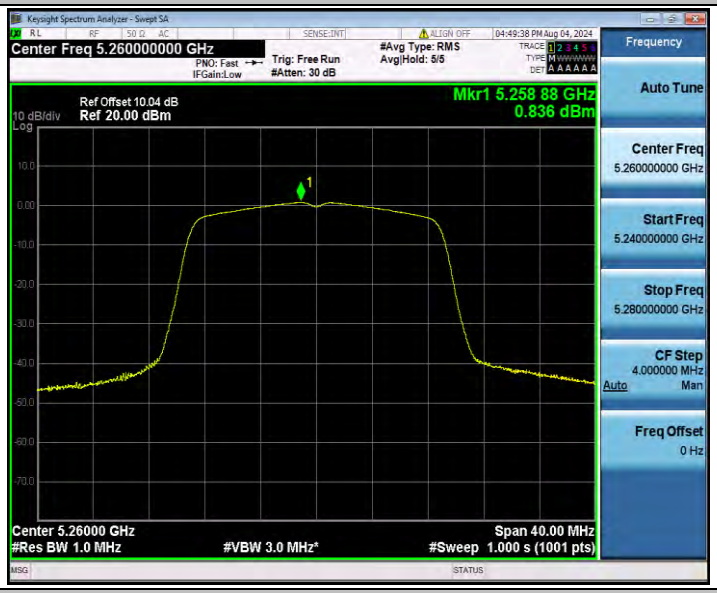

11N20SISO_Ant1_5280

11N20SISO_Ant1_5320

11N40SISO_Ant1_5270

11N40SISO_Ant1_5310

11AC20SISO_Ant1_5260

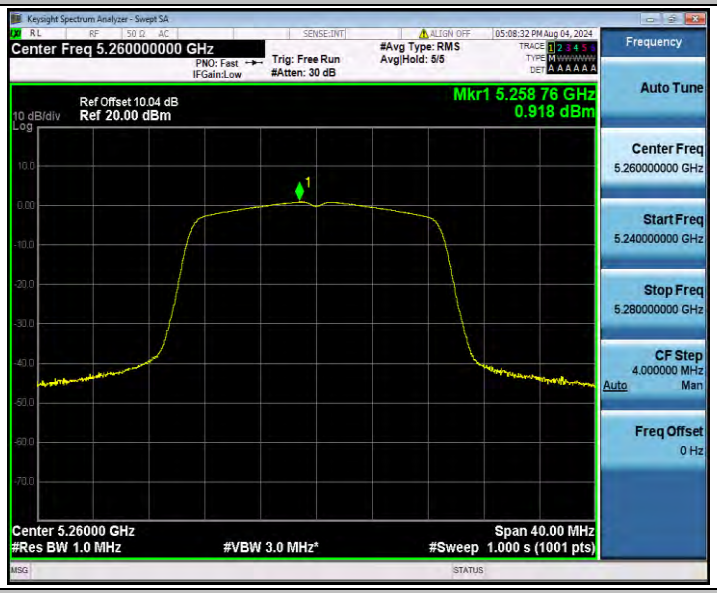

11AC20SISO_Ant1_5280

11AC20SISO_Ant1_5320
11AC40SISO_Ant1_5270
11AC40SISO_Ant1_5310

11AC80SISO_Ant1_5290