Case No. : GTS20250313007-8-04	
Ambient Condition: 22 ℃, 49 %RH	
According Standard: ■Part15E	
Test Date: 2025.3.31	**Test Engineer:** Evan ouyang

Appendix E.1: Emission Bandwidth

Test Result

TestMode	Antenna	Freq(MHz)	26db EBW [MHz]	FL[MHz]	FH[MHz]	Limit[MHz]	Verdict
11A	Ant1	5260	20.040	5249.960	5270.000	---	---
		5280	21.800	5268.280	5290.080	---	---
		5320	28.120	5305.920	5334.040	---	---
11N20SISO	Ant1	5260	26.800	5246.080	5272.880	---	---
		5280	22.120	5267.920	5290.040	---	---
		5320	22.600	5308.640	5331.240	---	---
11N40SISO	Ant1	5270	54.080	5240.320	5294.400	---	---
		5310	47.280	5284.080	5331.360	---	---
11AC20SISO	Ant1	5260	20.320	5249.800	5270.120	---	---
		5280	20.200	5269.840	5290.040	---	---
		5320	21.760	5308.560	5330.320	---	---
11AC40SISO	Ant1	5270	40.560	5249.360	5289.920	---	---
		5310	44.960	5285.280	5330.240	---	---
11AC80SISO	Ant1	5290	84.960	5245.520	5330.480	---	---

Test Graphs

11A_Ant1_5260

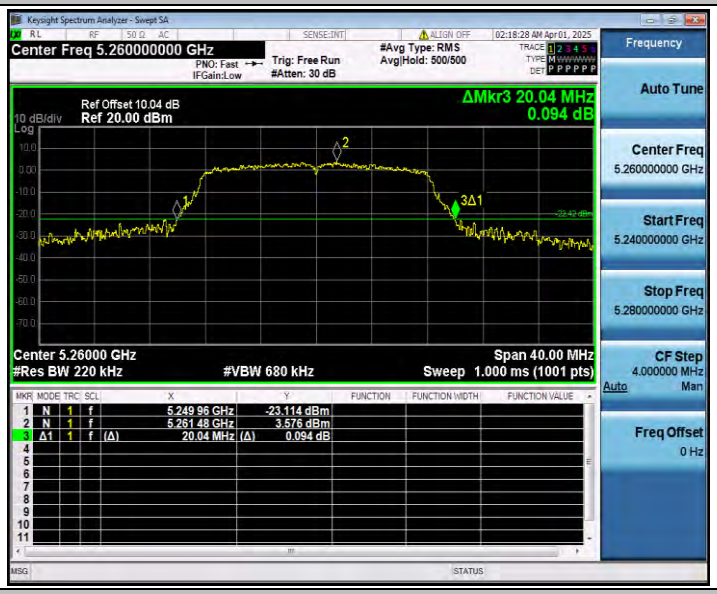

11A_Ant1_5280

11A_Ant1_5320

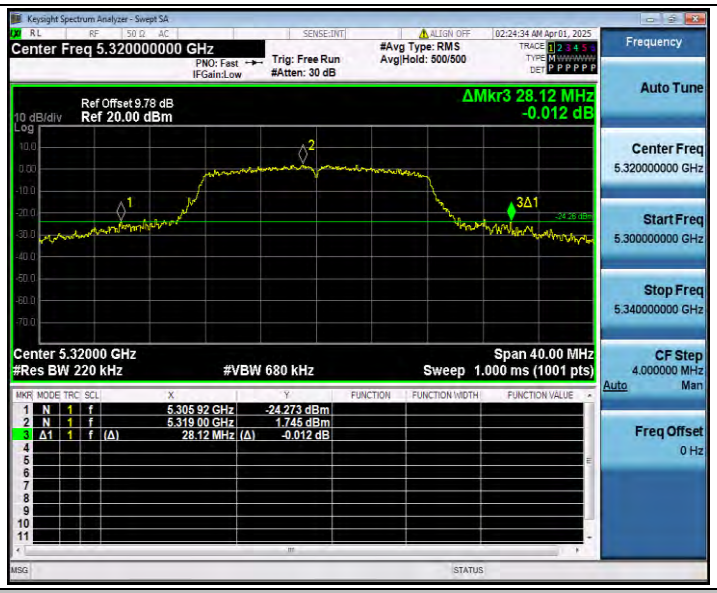

11N20SISO_Ant1_5260

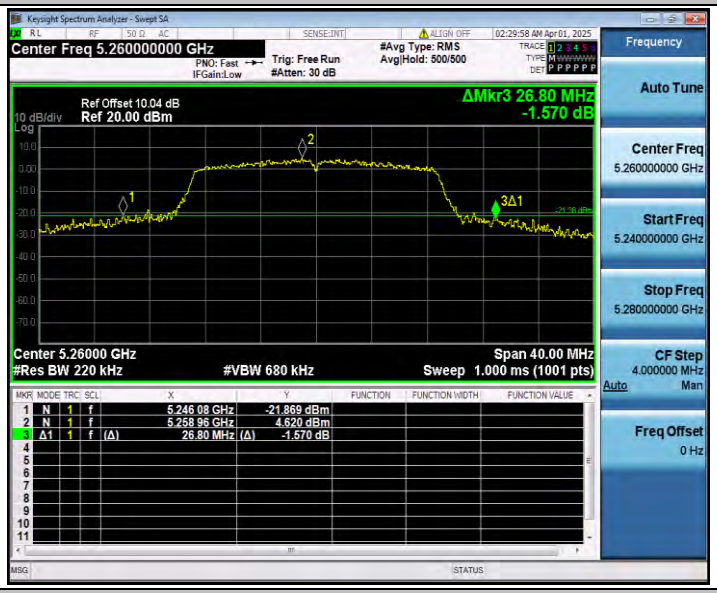

11N20SISO_Ant1_5280

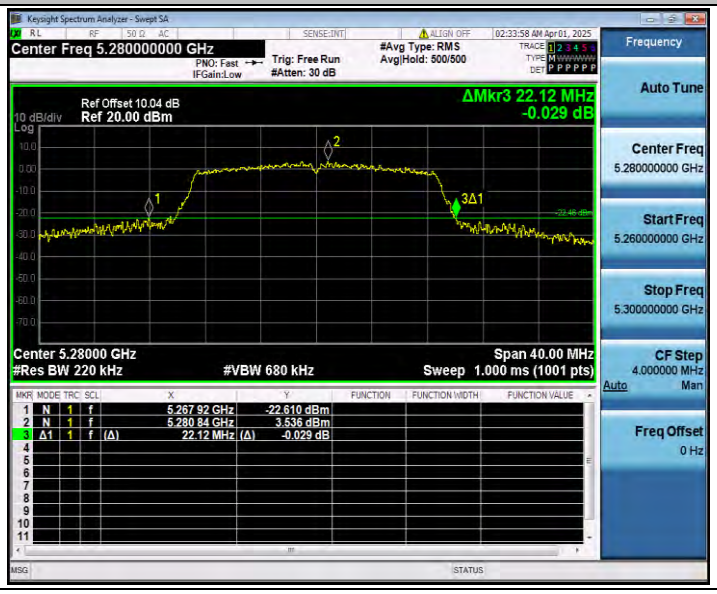

11N20SISO_Ant1_5320

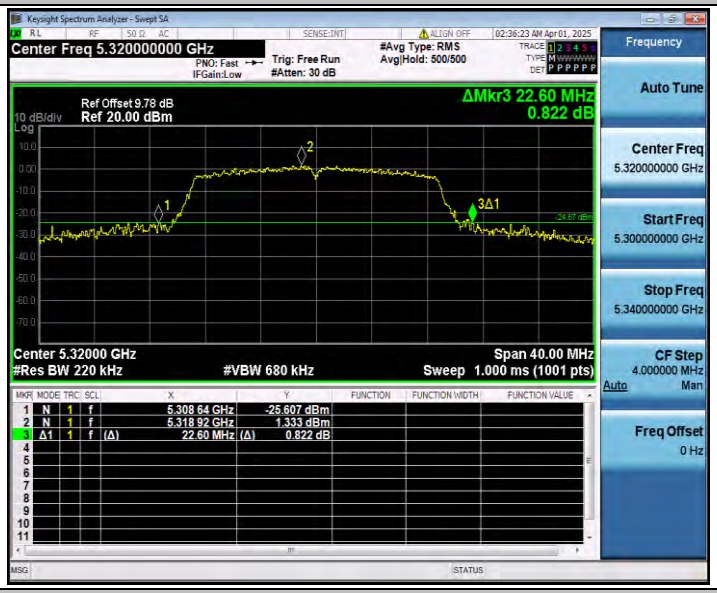

11N40SISO_Ant1_5270

11N40SISO_Ant1_5310

11AC20SISO_Ant1_5260

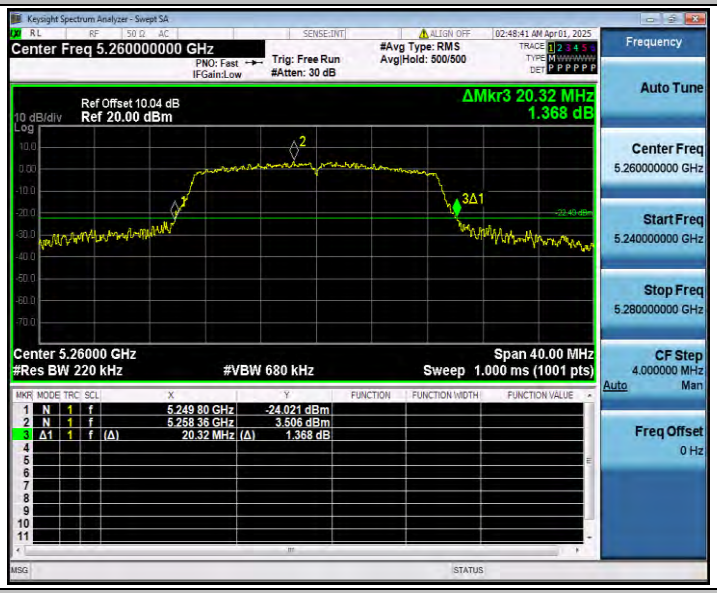

11AC20SISO_Ant1_5280

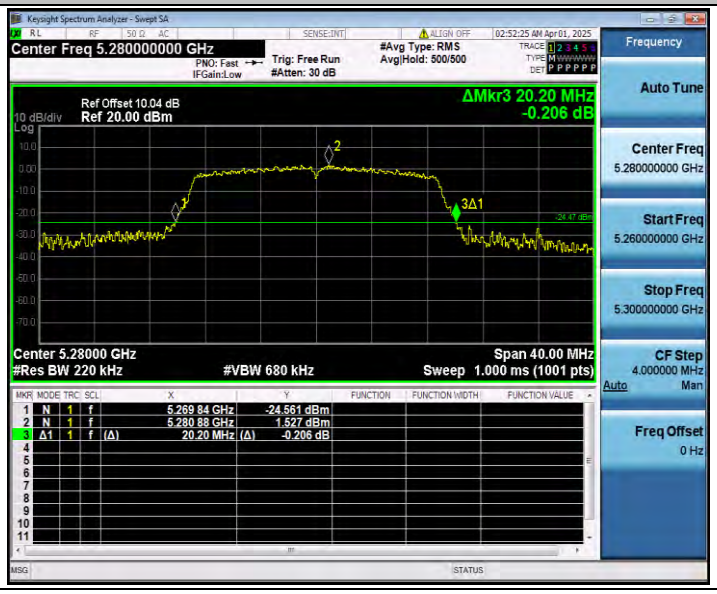

11AC20SISO_Ant1_5320

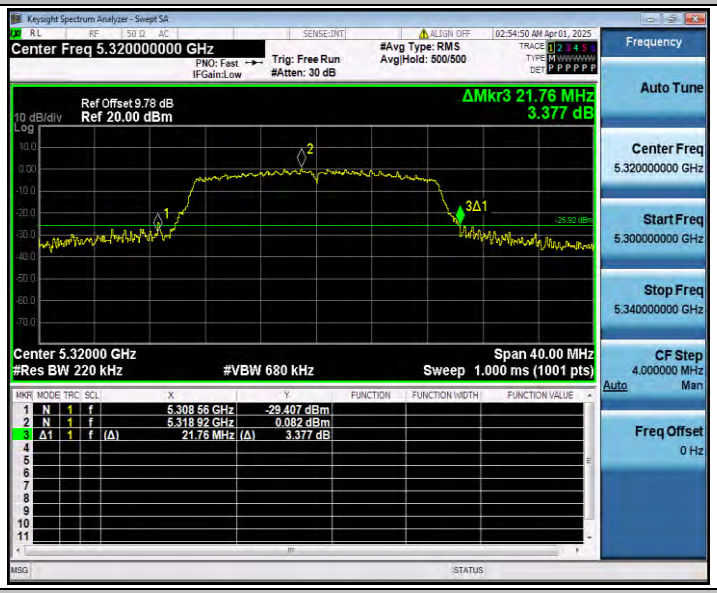

11AC40SISO_Ant1_5270

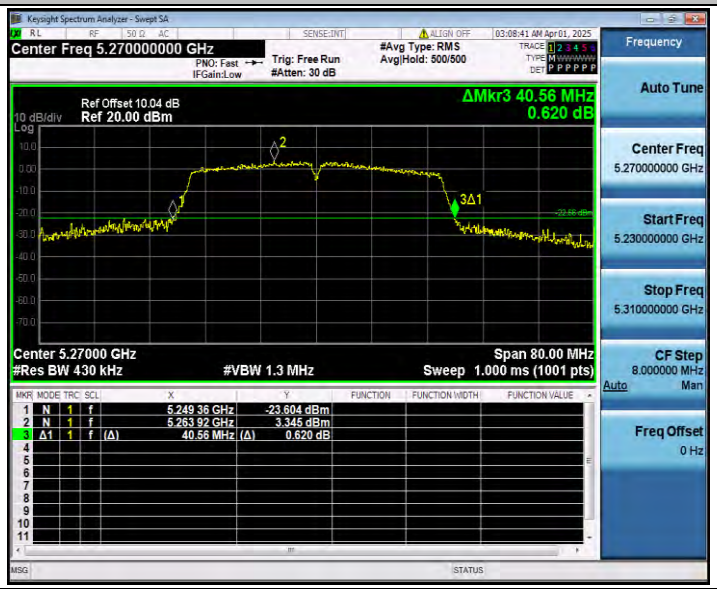

11AC40SISO_Ant1_5310

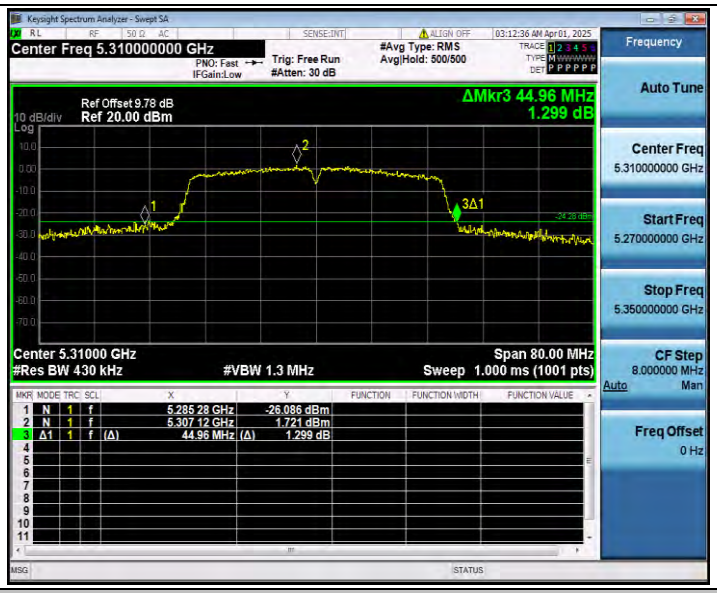

11AC80SISO_Ant1_5290

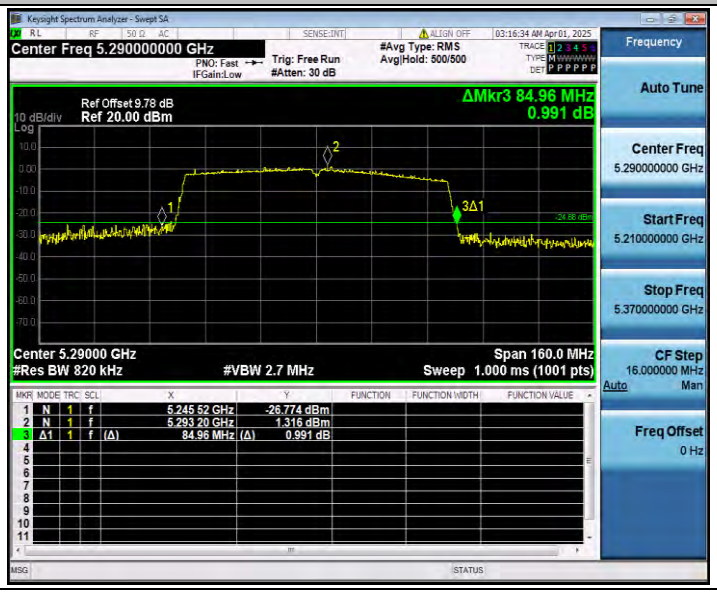

Appendix E.2: Occupied channel bandwidth

Test Result

TestMode	Antenna	Freq(MHz)	OCB [MHz]	FL[MHz]	FH[MHz]	Limit[MHz]	Verdict
11A	Ant1	5260	16.962	5251.4641	5268.4261	---	---
		5280	17.121	5271.3753	5288.4963	---	---
		5320	17.163	5311.3476	5328.5106	---	---
11N20SISO	Ant1	5260	18.073	5250.9120	5268.9850	---	---
		5280	18.044	5270.9321	5288.9761	---	---
		5320	17.991	5310.9613	5328.9523	---	---
11N40SISO	Ant1	5270	36.491	5251.6138	5288.1048	---	---
		5310	36.575	5291.5922	5328.1672	---	---
11AC20SISO	Ant1	5260	17.945	5250.9517	5268.8967	---	---
		5280	17.946	5270.9587	5288.9047	---	---
		5320	17.924	5311.0160	5328.9400	---	---
11AC40SISO	Ant1	5270	36.496	5251.5364	5288.0324	---	---
		5310	36.562	5291.5906	5328.1526	---	---
11AC80SISO	Ant1	5290	75.316	5252.0170	5327.3330	---	---

Test Graphs

11A_Ant1_5260

11A_Ant1_5280

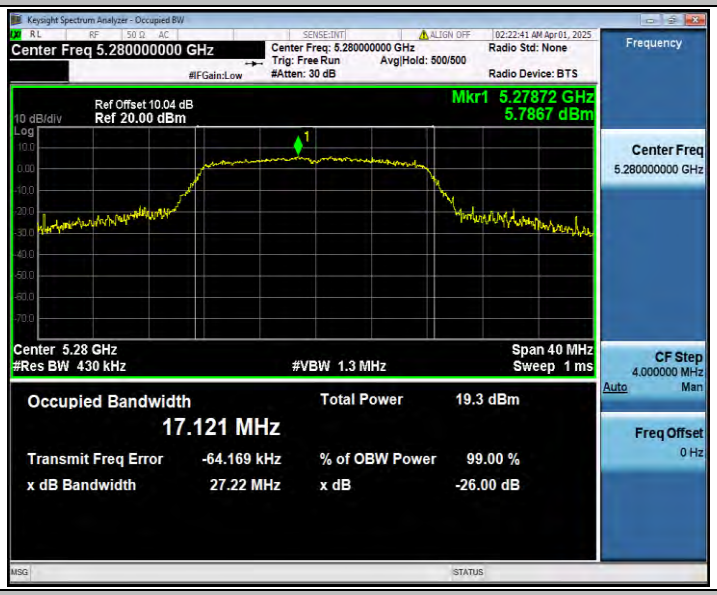

11A_Ant1_5320

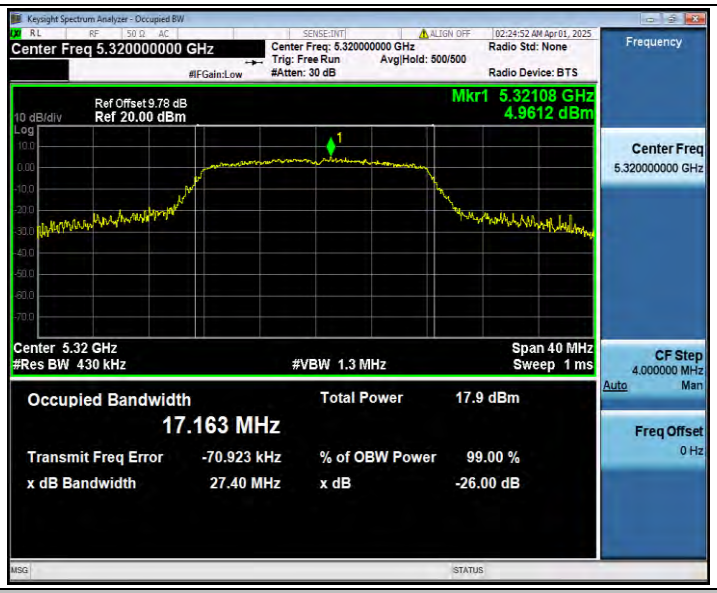

11N20SISO_Ant1_5260

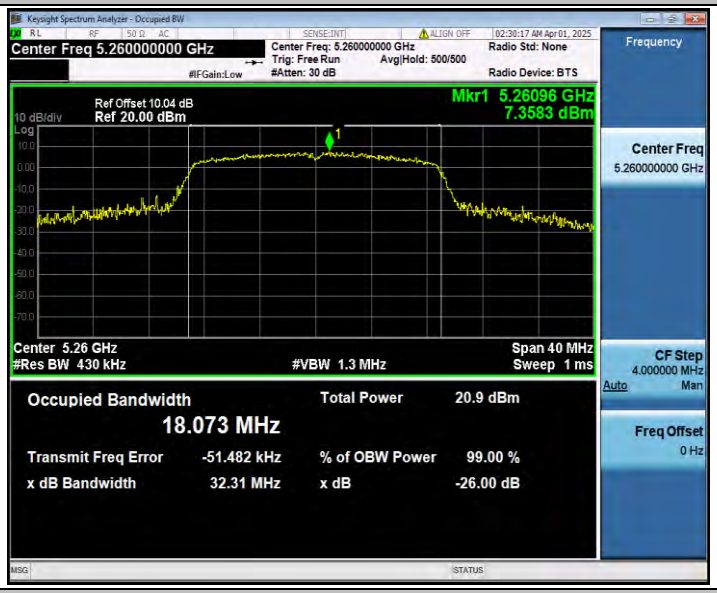

11N20SISO_Ant1_5280

11N20SISO_Ant1_5320

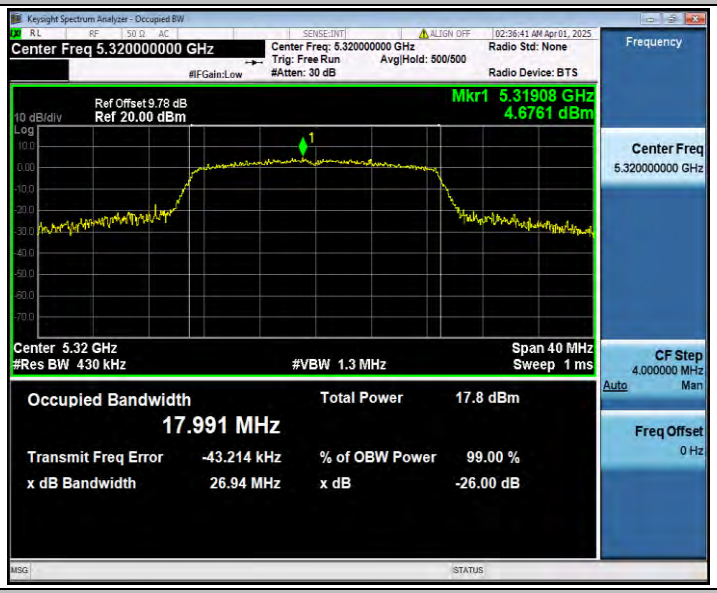

11N40SISO_Ant1_5270

11N40SISO_Ant1_5310

11AC20SISO_Ant1_5260

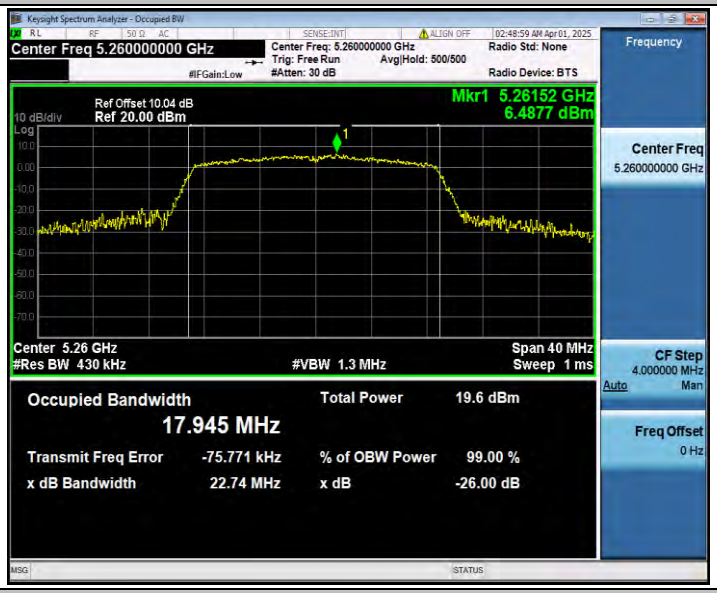

11AC20SISO_Ant1_5280

11AC20SISO_Ant1_5320

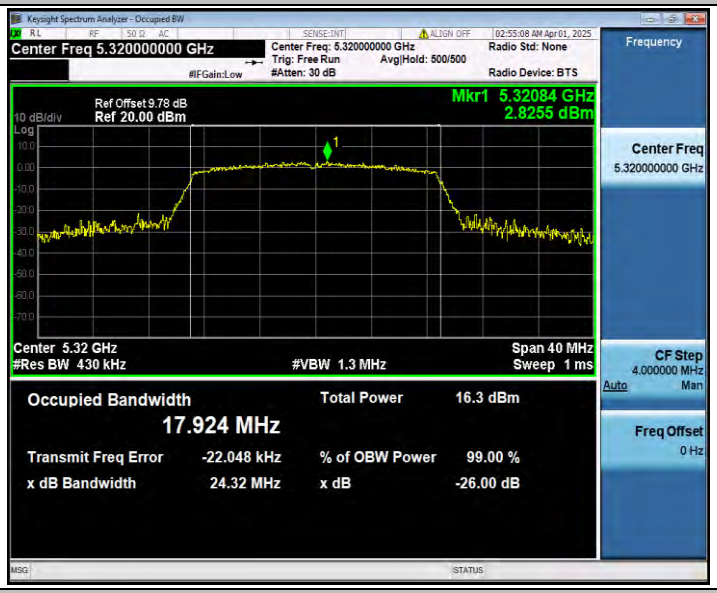

11AC40SISO_Ant1_5270

11AC40SISO_Ant1_5310

11AC80SISO_Ant1_5290

Appendix E 3: Duty Cycle

Test Result

TestMode	Antenna	Freq(MHz)	Transmission Duration [ms]	Transmission Period [ms]	Duty Cycle [%]	Duty Cycle Factor[dB]	1/T Factor[KHz]
11A	Ant1	5260	30.00	30.00	100.00	0.00	0.03
		5280	30.00	30.00	100.00	0.00	0.03
		5320	30.00	30.00	100.00	0.00	0.03
11N20SISO	Ant1	5260	30.00	30.00	100.00	0.00	0.03
		5280	30.00	30.00	100.00	0.00	0.03
		5320	30.00	30.00	100.00	0.00	0.03
11N40SISO	Ant1	5270	30.00	30.00	100.00	0.00	0.03
		5310	30.00	30.00	100.00	0.00	0.03
11AC20SISO	Ant1	5260	30.00	30.00	100.00	0.00	0.03
		5280	30.00	30.00	100.00	0.00	0.03
		5320	30.00	30.00	100.00	0.00	0.03
11AC40SISO	Ant1	5270	30.00	30.00	100.00	0.00	0.03
		5310	30.00	30.00	100.00	0.00	0.03
11AC80SISO	Ant1	5290	30.00	30.00	100.00	0.00	0.03

Test Graphs

11A_Ant1_5260
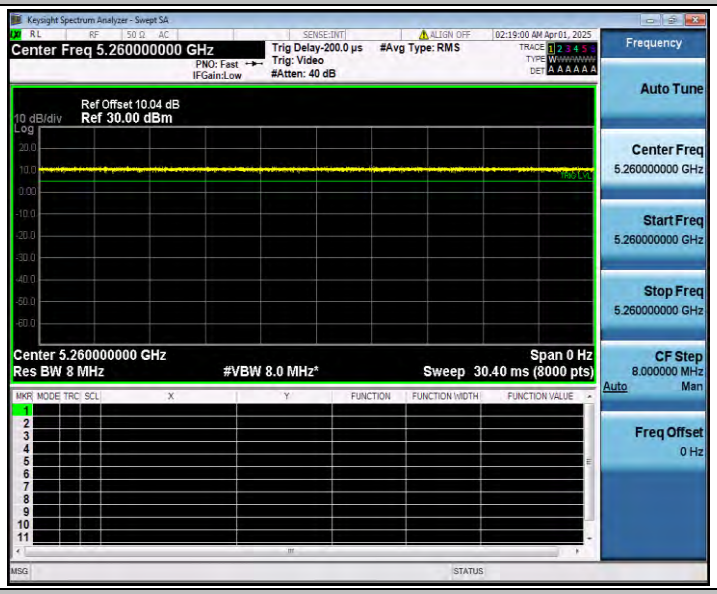
11A_Ant1_5280
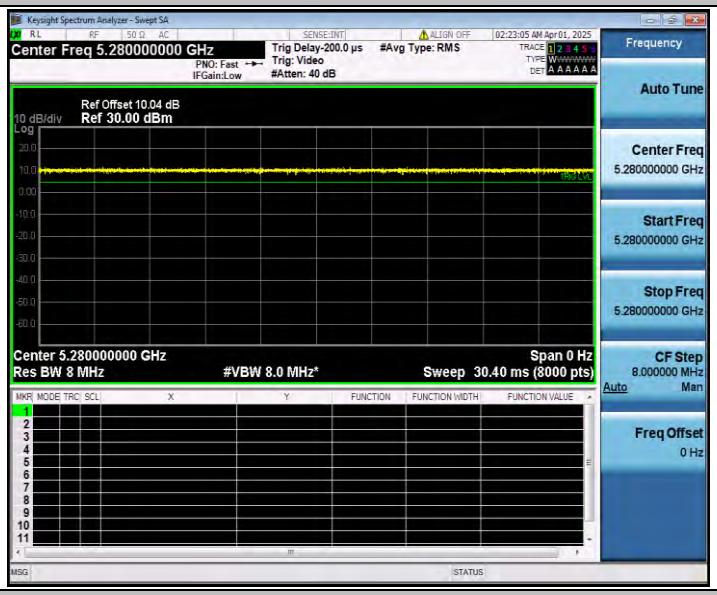
11A_Ant1_5320

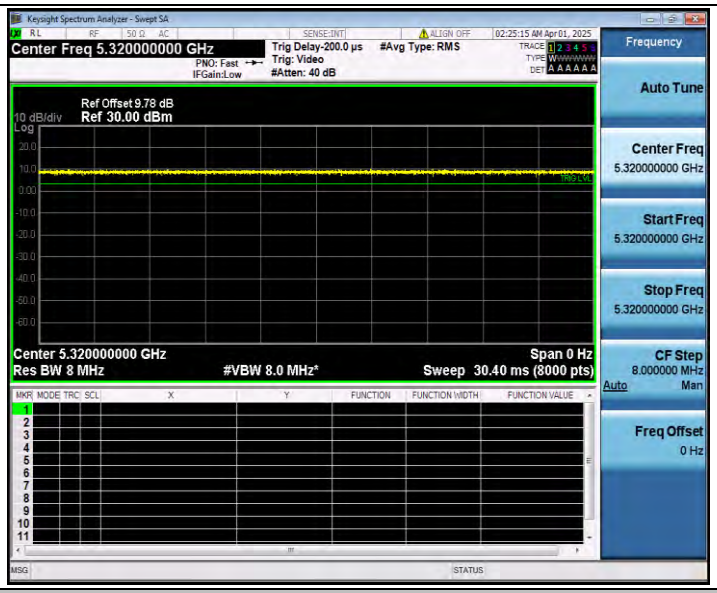

11N20SISO_Ant1_5260

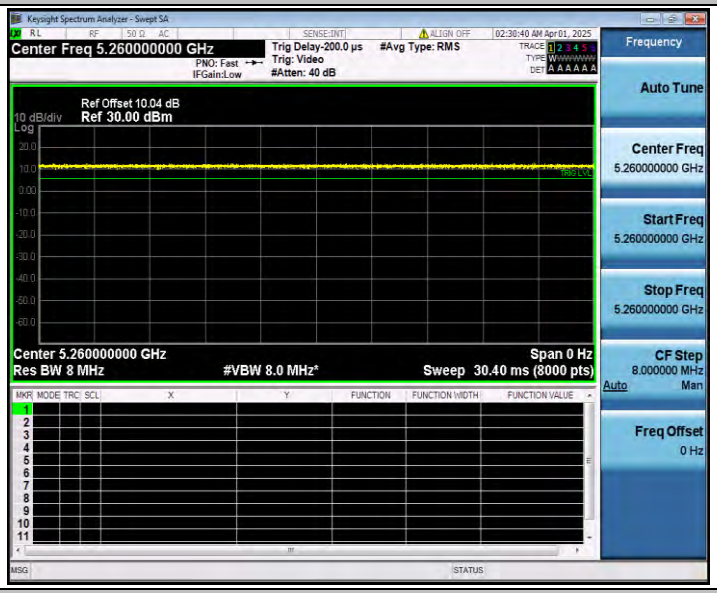

11N20SISO_Ant1_5280

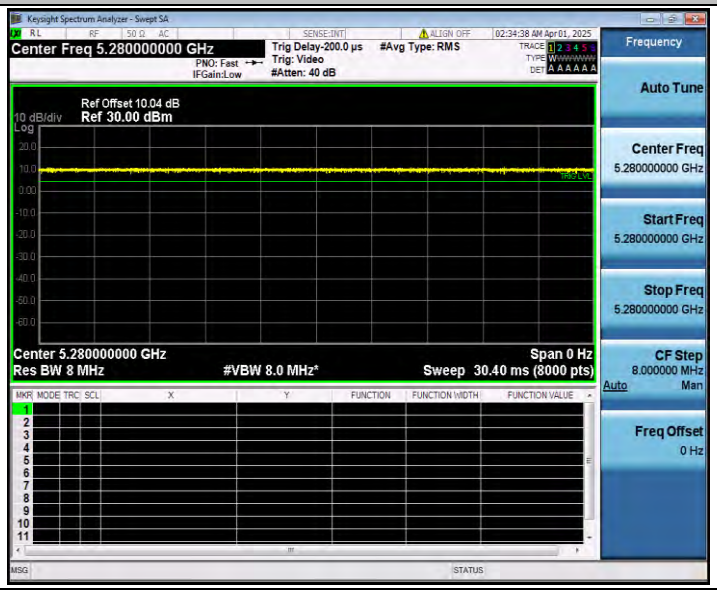

11N20SISO_Ant1_5320
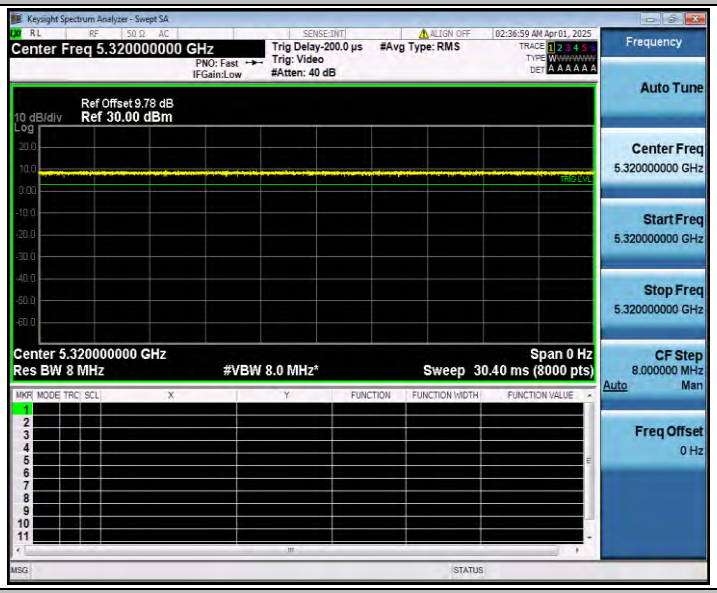

11N40SISO_Ant1_5270
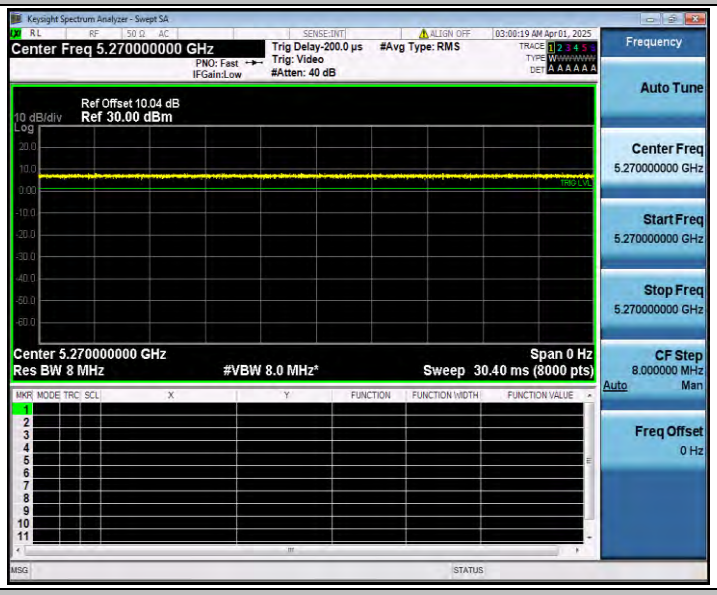

11N40SISO_Ant1_5310

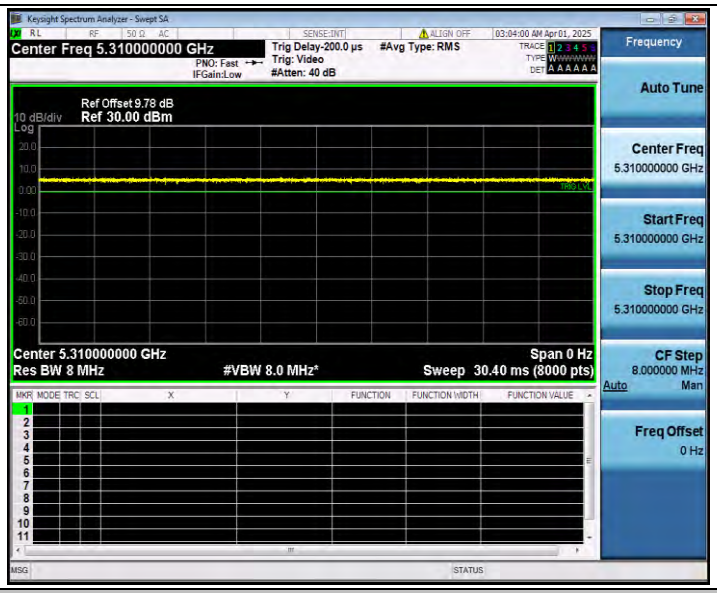

11AC20SISO_Ant1_5260

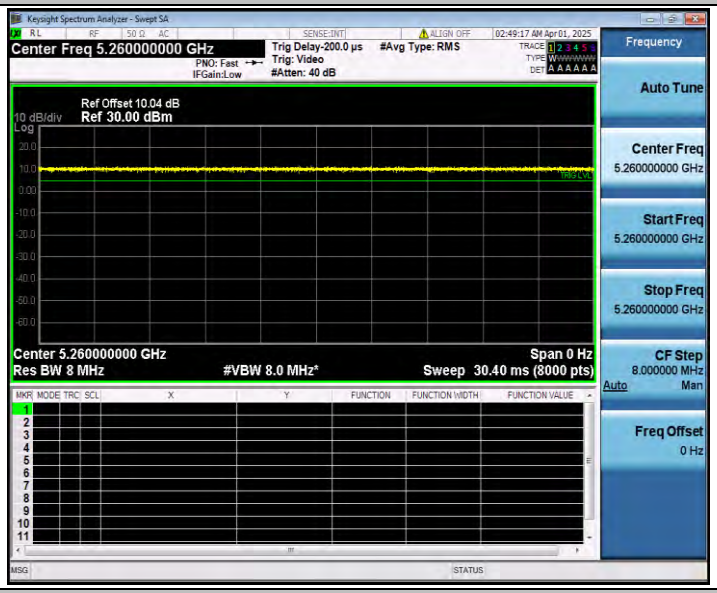

11AC20SISO_Ant1_5280

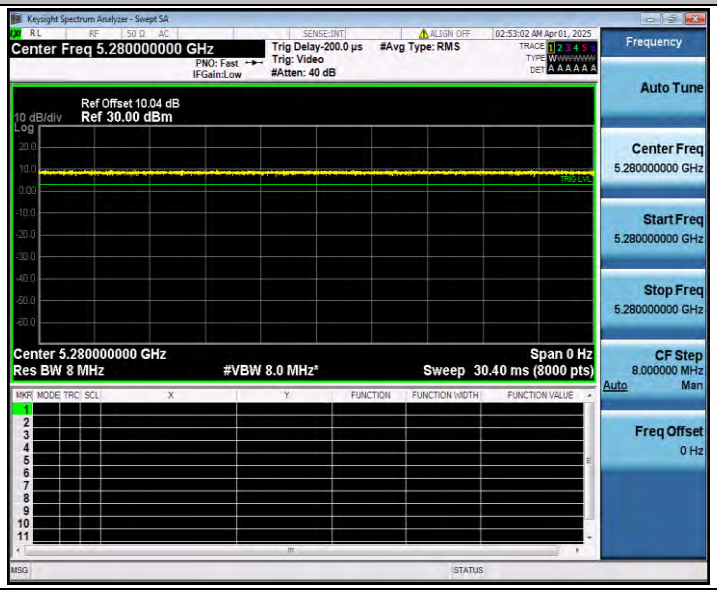

11AC20SISO_Ant1_5320
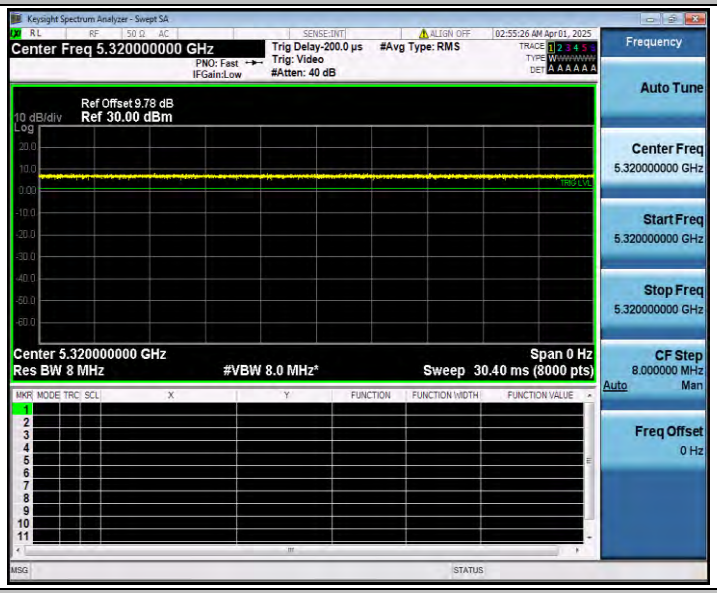
11AC40SISO_Ant1_5270
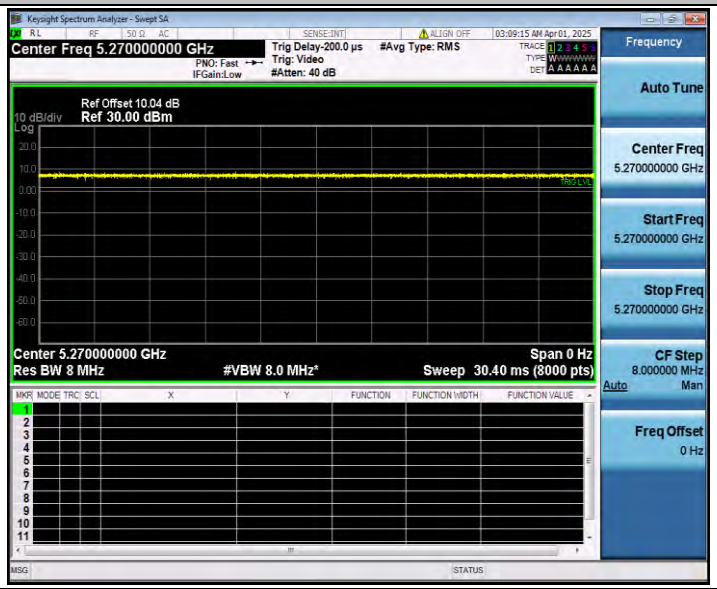
11AC40SISO_Ant1_5310

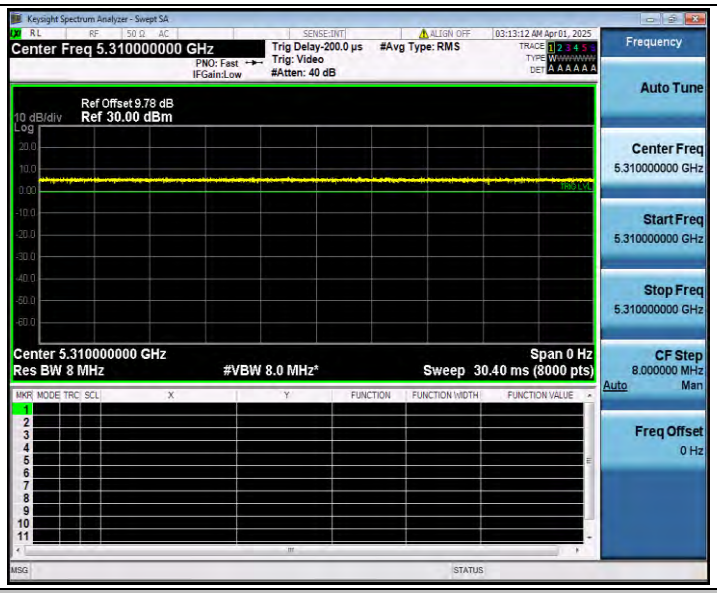

11AC80SISO_Ant1_5290

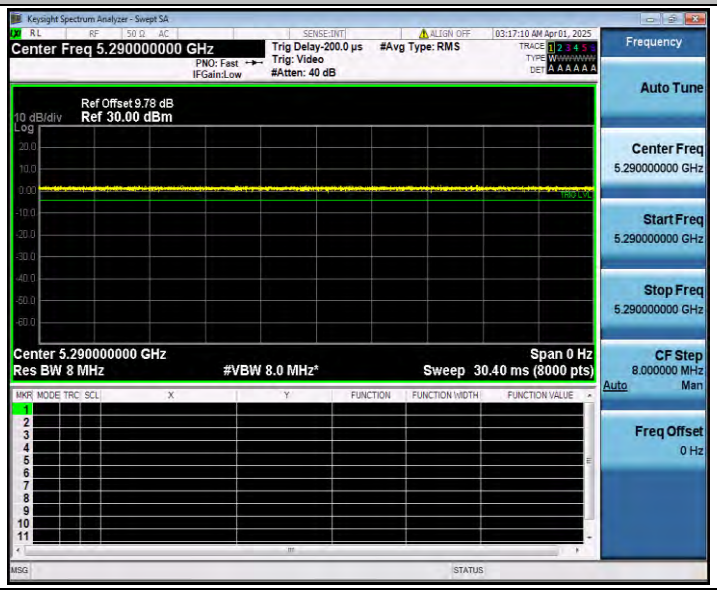

Appendix E.4: Maximum conducted output power

Test Result Channel Power

Test Mode	Antenna	Freq(MHz)	Channel Powert [dBm]	Duty Cycle [%]	DC Factor [dBm]	Result [dBm]	Limit [dBm]	Verdict
11A	Ant1	5260	13.03	100.00	0.00	13.03	≤23.98	PASS
		5280	12.56	100.00	0.00	12.56	≤23.98	PASS
		5320	11.18	100.00	0.00	11.18	≤23.98	PASS
11N20SISO	Ant1	5260	14.10	100.00	0.00	14.10	≤23.98	PASS
		5280	12.40	100.00	0.00	12.40	≤23.98	PASS
		5320	10.97	100.00	0.00	10.97	≤23.98	PASS
11N40SISO	Ant1	5270	12.42	100.00	0.00	12.42	≤23.98	PASS
		5310	10.61	100.00	0.00	10.61	≤23.98	PASS
11AC20SISO	Ant1	5260	12.81	100.00	0.00	12.81	≤23.98	PASS
		5280	11.16	100.00	0.00	11.16	≤23.98	PASS
		5320	9.48	100.00	0.00	9.48	≤23.98	PASS
11AC40SISO	Ant1	5270	12.57	100.00	0.00	12.57	≤23.98	PASS
		5310	10.58	100.00	0.00	10.58	≤23.98	PASS
11AC80SISO	Ant1	5290	10.21	100.00	0.00	10.21	≤23.98	PASS

Appendix E.5: Maximum power spectral density

Test Result

TestMode	Antenna	Freq(MHz)	Result [dBm/MHz]	Limit[dBm/MHz]	Verdict
11A	Ant1	5260	2.33	≤11.00	PASS
		5280	1.93	≤11.00	PASS
		5320	0.54	≤11.00	PASS
11N20SISO	Ant1	5260	3.29	≤11.00	PASS
		5280	1.57	≤11.00	PASS
		5320	0.12	≤11.00	PASS
11N40SISO	Ant1	5270	-1.06	≤11.00	PASS
		5310	-2.71	≤11.00	PASS
11AC20SISO	Ant1	5260	2.03	≤11.00	PASS
		5280	0.32	≤11.00	PASS
		5320	-1.38	≤11.00	PASS
11AC40SISO	Ant1	5270	-0.91	≤11.00	PASS
		5310	-2.94	≤11.00	PASS
11AC80SISO	Ant1	5290	-6.90	≤11.00	PASS

Note：1.The Result and Limit Unit is dBm/500 kHz in the band 5.725–5.85 GHz.
2.The Duty Cycle Factor and RBW Factor is compensated in the graph.

Test Graphs

11A_Ant1_5260

11A_Ant1_5280

11A_Ant1_5320

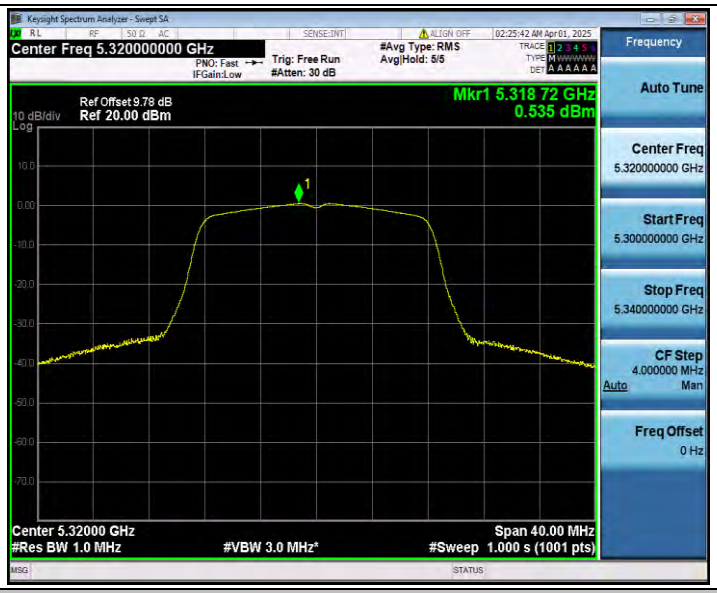

11N20SISO_Ant1_5260

11N20SISO_Ant1_5280

11N20SISO_Ant1_5320

11N40SISO_Ant1_5270

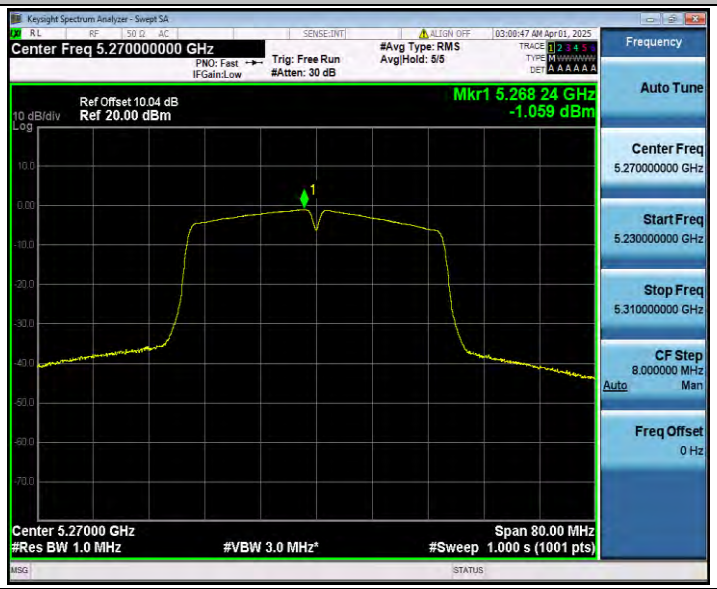

11N40SISO_Ant1_5310

11AC20SISO_Ant1_5260

11AC20SISO_Ant1_5280

11AC20SISO_Ant1_5320
11AC40SISO_Ant1_5270
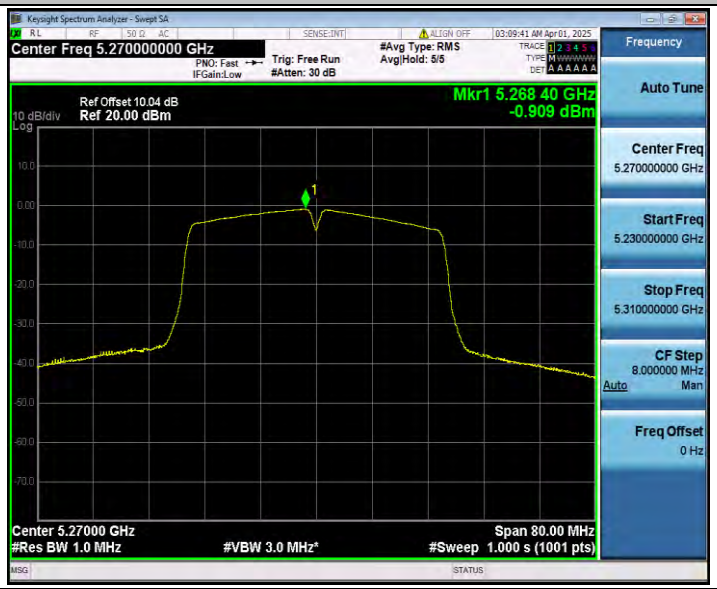
11AC40SISO_Ant1_5310

11AC80SISO_Ant1_5290