Case No. : CTA24071501704	
Ambient Condition: 23 ℃, 54 %RH	
According Standard: ■Part15E	
Test Date: 2024.7.29	**Test Engineer:** Lushan Kong

Appendix E.1: Emission Bandwidth

Test Result

TestMode	Antenna	Freq(MHz)	26db EBW [MHz]	FL[MHz]	FH[MHz]	Limit[MHz]	Verdict
11A	Ant1	5260	33.600	5243.320	5276.920	---	---
		5280	21.680	5269.280	5290.960	---	---
		5320	20.960	5309.600	5330.560	---	---
11N20SISO	Ant1	5260	28.920	5245.920	5274.840	---	---
		5280	28.920	5265.840	5294.760	---	---
		5320	28.480	5306.360	5334.840	---	---
11N40SISO	Ant1	5270	62.560	5237.360	5299.920	---	---
		5310	59.760	5280.720	5340.480	---	---
11AC20SISO	Ant1	5260	28.880	5246.040	5274.920	---	---
		5280	29.240	5265.560	5294.800	---	---
		5320	28.960	5305.880	5334.840	---	---
11AC40SISO	Ant1	5270	65.440	5234.560	5300.000	---	---
		5310	62.080	5279.040	5341.120	---	---
11AC80SISO	Ant1	5290	149.600	5219.600	5369.200	---	---

Test Graphs

11A_Ant1_5260

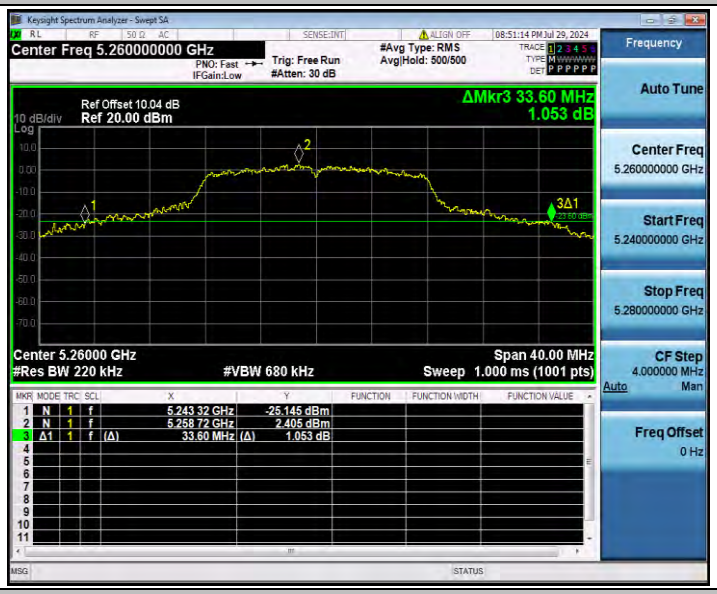

11A_Ant1_5280

11A_Ant1_5320

11N20SISO_Ant1_5260

11N20SISO_Ant1_5280

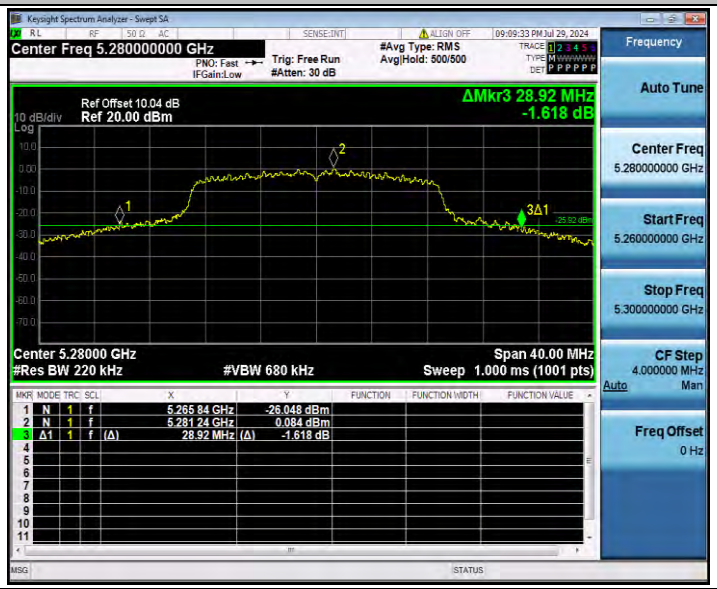

11N20SISO_Ant1_5320
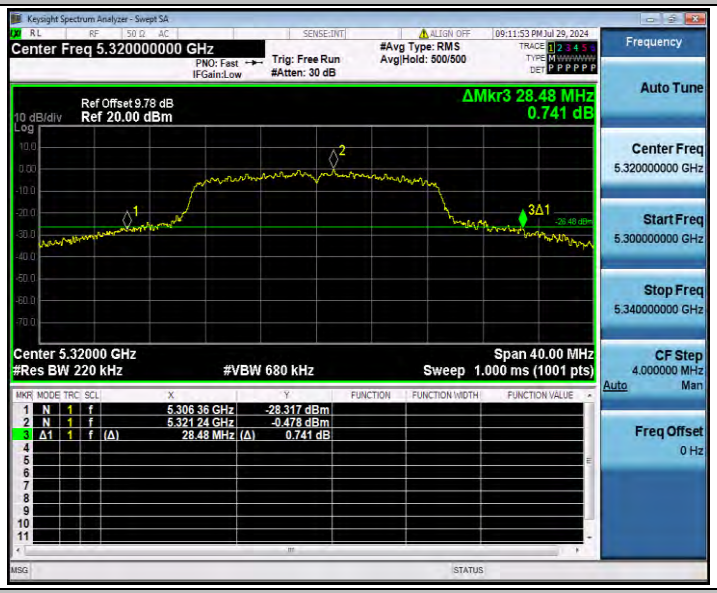
11N40SISO_Ant1_5270
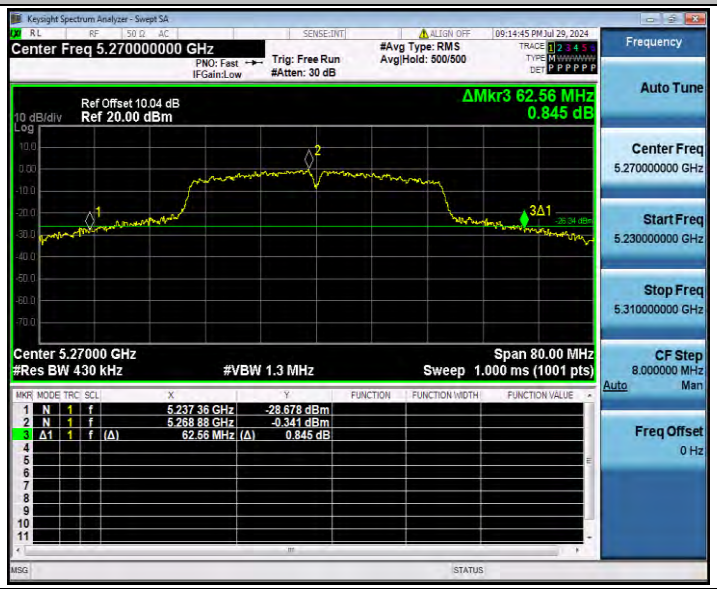
11N40SISO_Ant1_5310

11AC20SISO_Ant1_5260

11AC20SISO_Ant1_5280

11AC20SISO_Ant1_5320

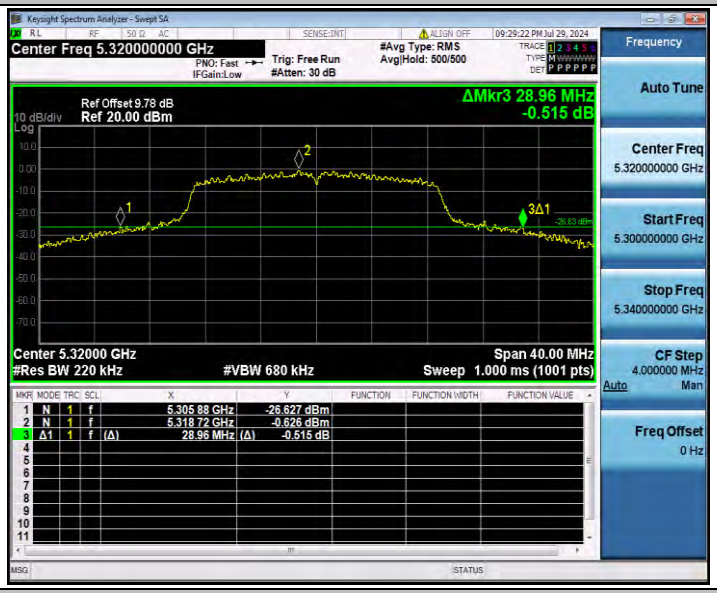

11AC40SISO_Ant1_5270

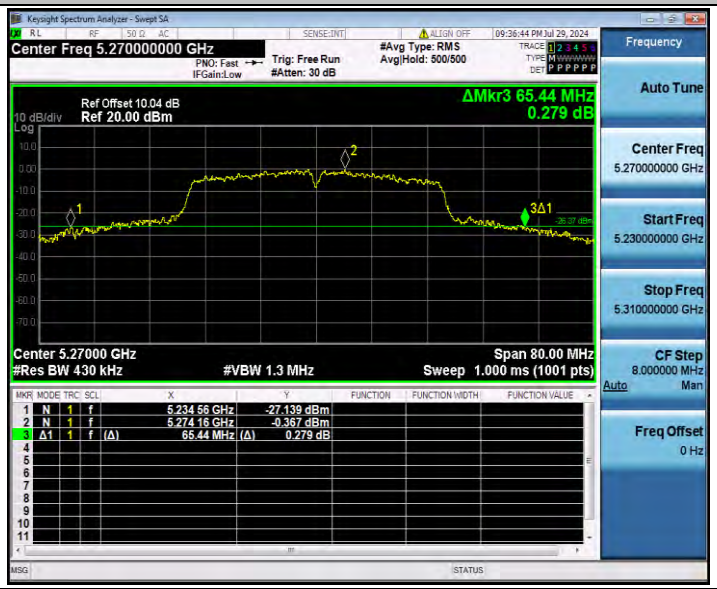

11AC40SISO_Ant1_5310

11AC80SISO_Ant1_5290

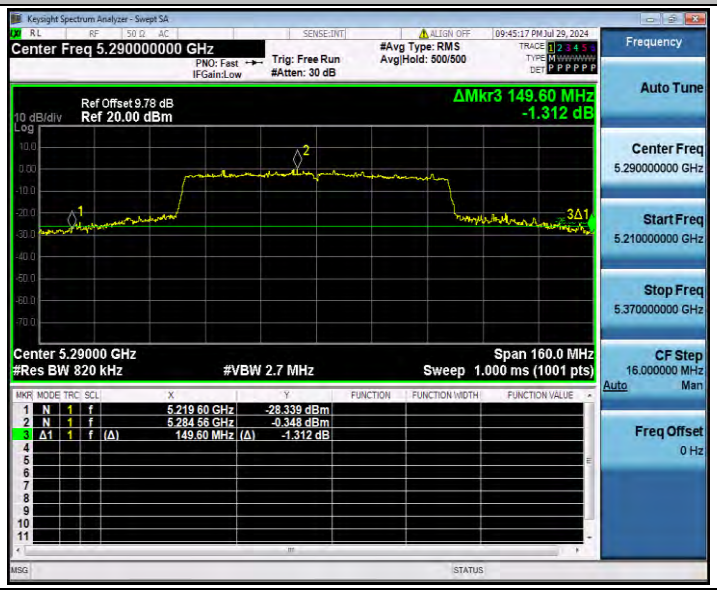

Appendix E.2: Occupied channel bandwidth

Test Result

TestMode	Antenna	Freq(MHz)	OCB [MHz]	FL[MHz]	FH[MHz]	Limit[MHz]	Verdict
11A	Ant1	5260	19.450	5250.2137	5269.6637	---	---
		5280	17.222	5271.3342	5288.5562	---	---
		5320	17.163	5311.3359	5328.4989	---	---
11N20SISO	Ant1	5260	18.389	5250.8077	5269.1967	---	---
		5280	18.462	5270.7919	5289.2539	---	---
		5320	18.273	5310.8884	5329.1614	---	---
11N40SISO	Ant1	5270	37.208	5251.3251	5288.5331	---	---
		5310	37.024	5291.5302	5328.5542	---	---
11AC20SISO	Ant1	5260	18.355	5250.8384	5269.1934	---	---
		5280	18.406	5270.7841	5289.1901	---	---
		5320	18.189	5310.9410	5329.1300	---	---
11AC40SISO	Ant1	5270	37.104	5251.3995	5288.5035	---	---
		5310	36.996	5291.5262	5328.5222	---	---
11AC80SISO	Ant1	5290	77.656	5251.1197	5328.7757	---	---

Test Graphs

11A_Ant1_5260

11A_Ant1_5280

11A_Ant1_5320

11N20SISO_Ant1_5260

11N20SISO_Ant1_5280

11N20SISO_Ant1_5320

11N40SISO_Ant1_5270

11N40SISO_Ant1_5310

11AC20SISO_Ant1_5260

11AC20SISO_Ant1_5280

11AC20SISO_Ant1_5320

11AC40SISO_Ant1_5270

11AC40SISO_Ant1_5310

11AC80SISO_Ant1_5290

Appendix E.3: Duty Cycle

Test Result

TestMode	Antenna	Freq(MHz)	Transmission Duration [ms]	Transmission Period [ms]	Duty Cycle [%]	Duty Cycle Factor[dB]	1/T Factor[KHz]
11A	Ant1	5260	1.39	1.43	97.20	0.12	0.72
		5280	1.39	1.43	97.20	0.12	0.72
		5320	1.39	1.43	97.20	0.12	0.72
11N20SISO	Ant1	5260	1.30	1.34	97.01	0.13	0.77
		5280	1.30	1.34	97.01	0.13	0.77
		5320	1.30	1.33	97.74	0.10	0.77
11N40SISO	Ant1	5270	0.65	0.69	94.20	0.26	1.54
		5310	0.64	0.68	94.12	0.26	1.56
11AC20SISO	Ant1	5260	1.31	1.35	97.04	0.13	0.76
		5280	1.31	1.35	97.04	0.13	0.76
		5320	1.31	1.35	97.04	0.13	0.76
11AC40SISO	Ant1	5270	0.66	0.69	95.65	0.19	1.52
		5310	0.66	0.69	95.65	0.19	1.52
11AC80SISO	Ant1	5290	0.33	0.36	91.67	0.38	3.03

Test Graphs

11A_Ant1_5260

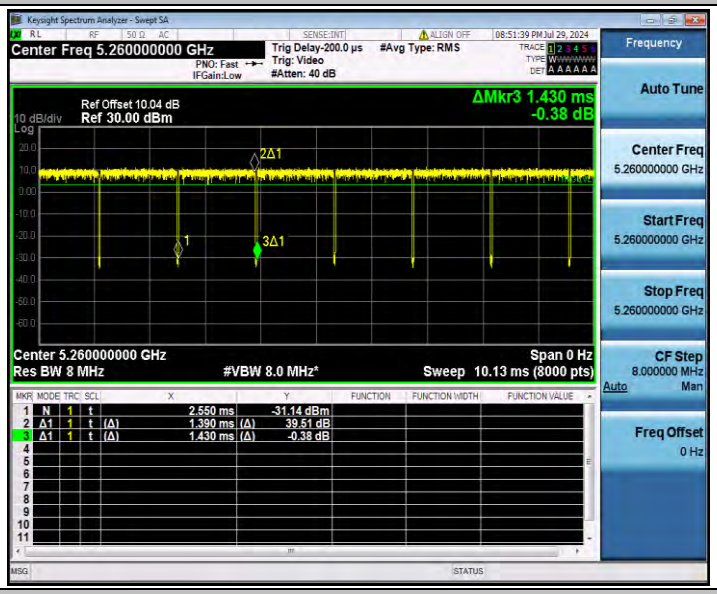

11A_Ant1_5280

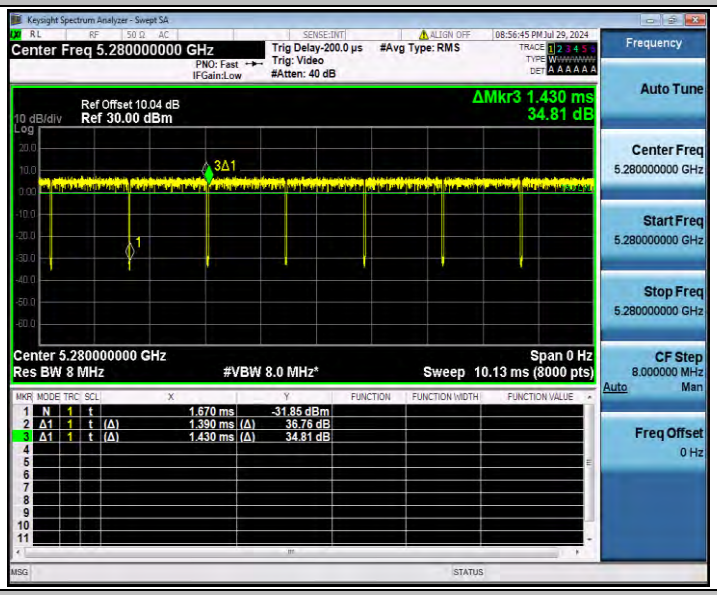

11A_Ant1_5320

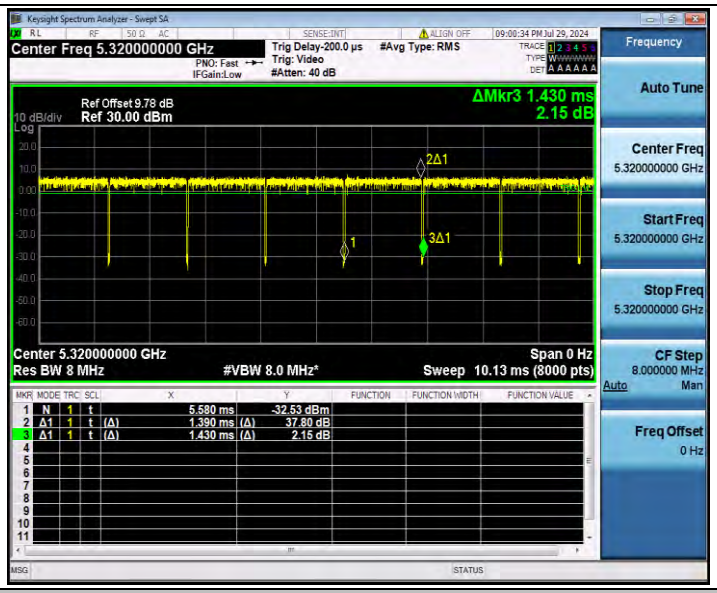

11N20SISO_Ant1_5260

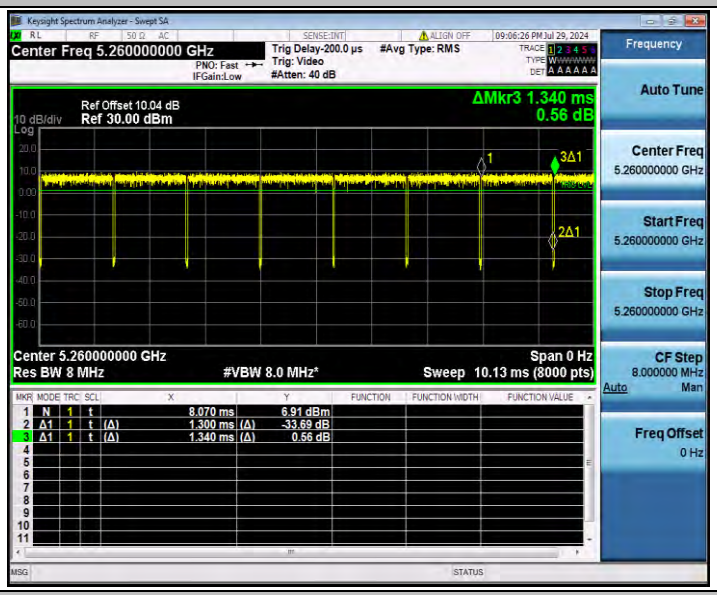

11N20SISO_Ant1_5280

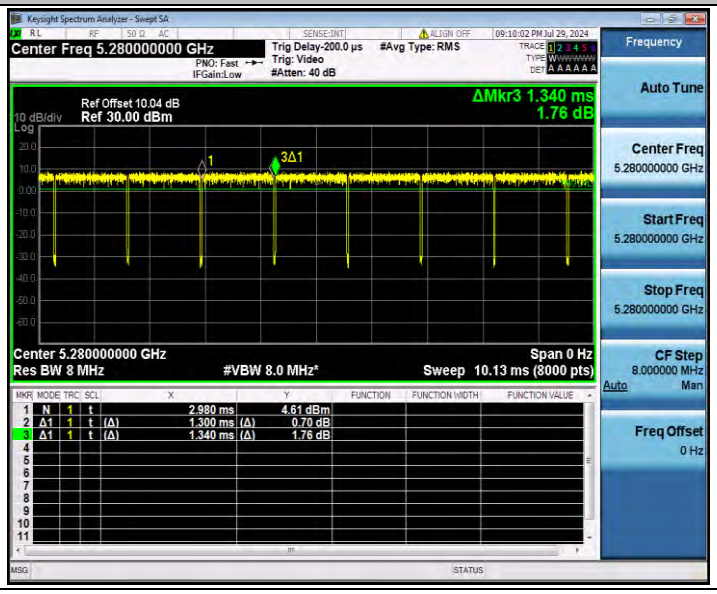

11N20SISO_Ant1_5320

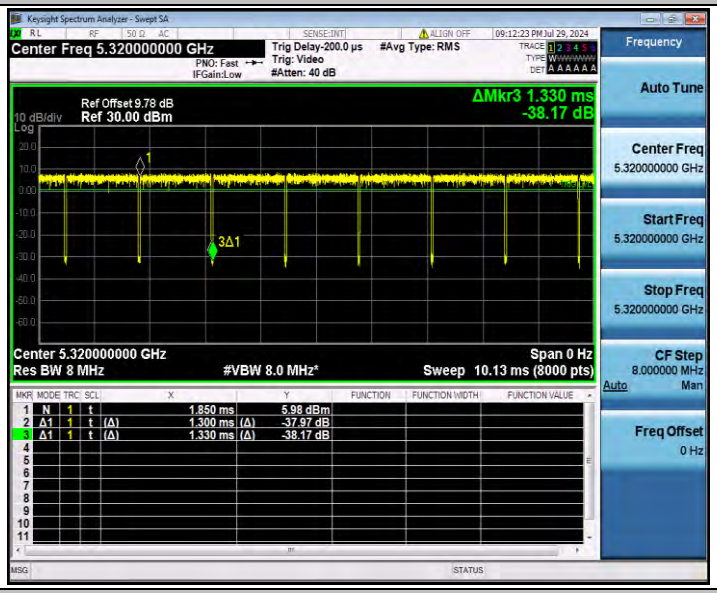

11N40SISO_Ant1_5270

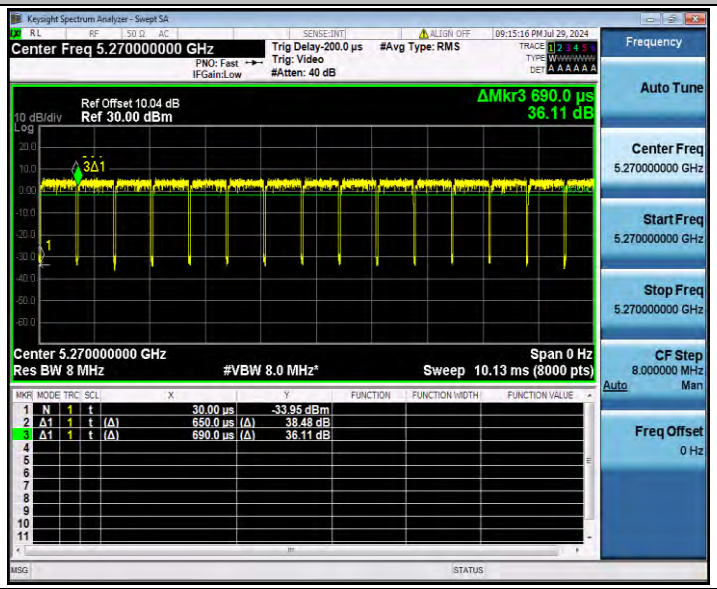

11N40SISO_Ant1_5310

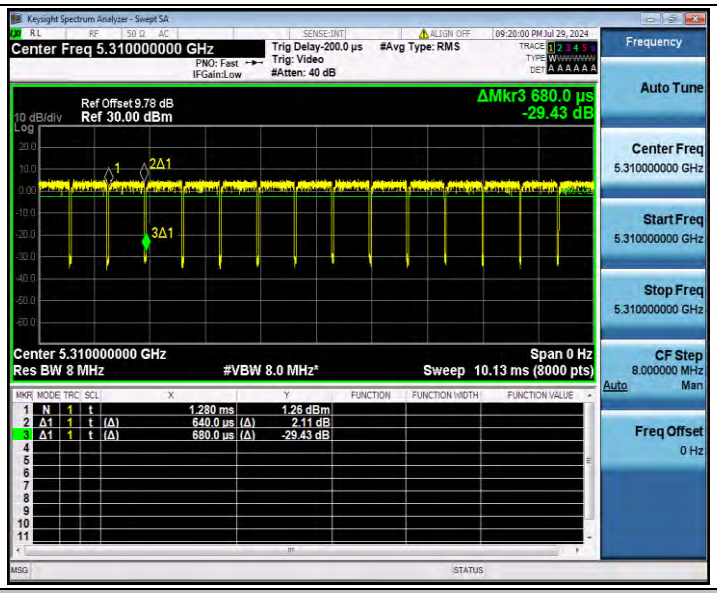

11AC20SISO_Ant1_5260

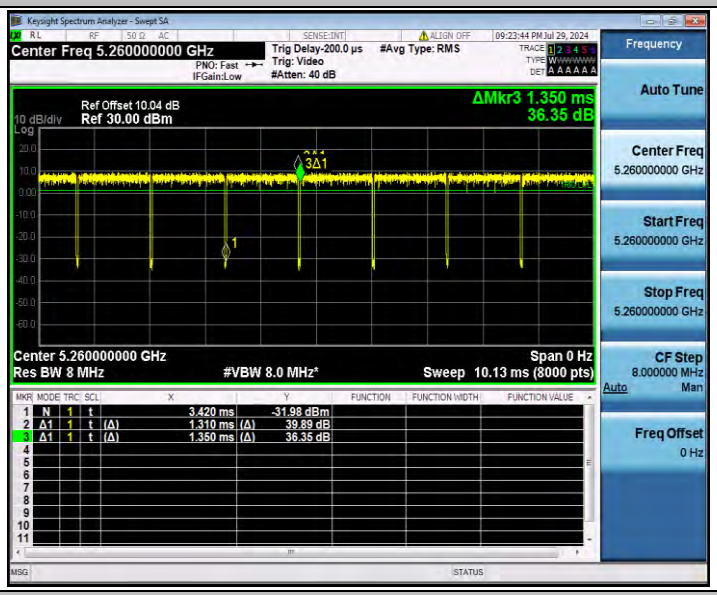

11AC20SISO_Ant1_5280

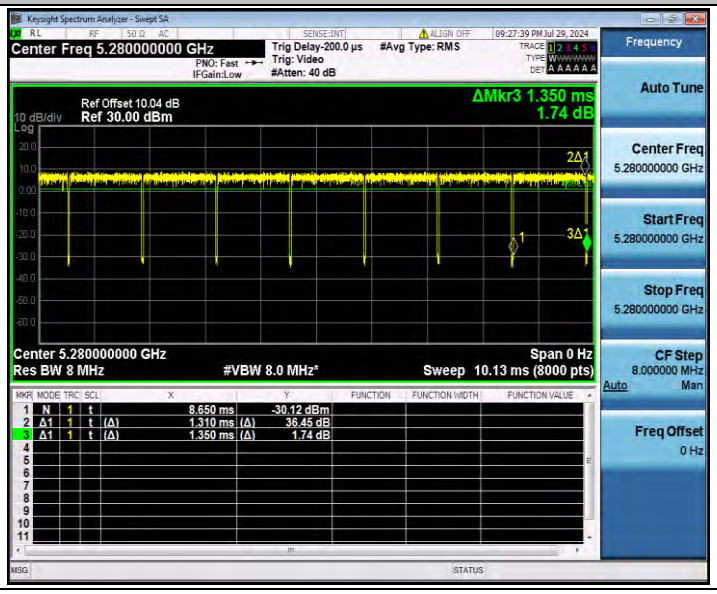

11AC20SISO_Ant1_5320

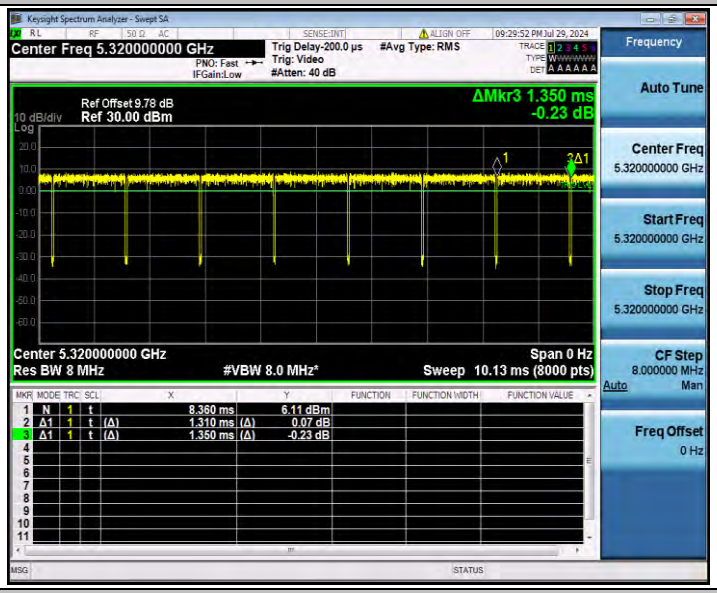

11AC40SISO_Ant1_5270

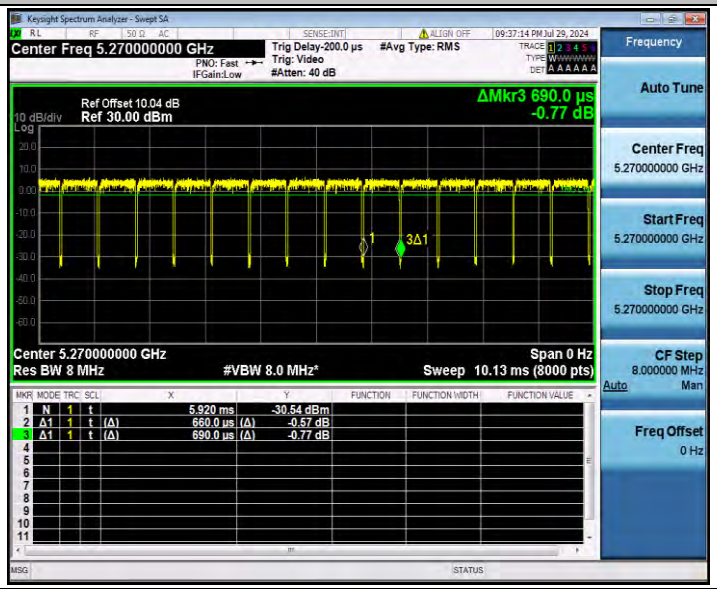

11AC40SISO_Ant1_5310

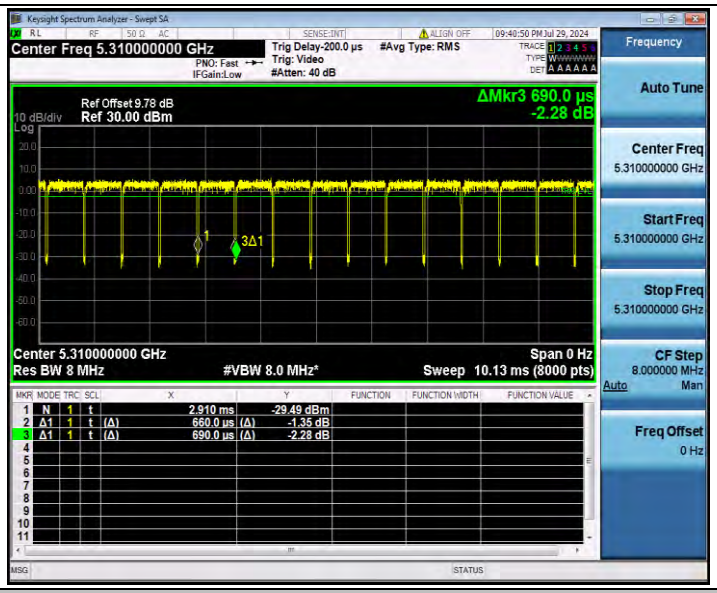

11AC80SISO_Ant1_5290

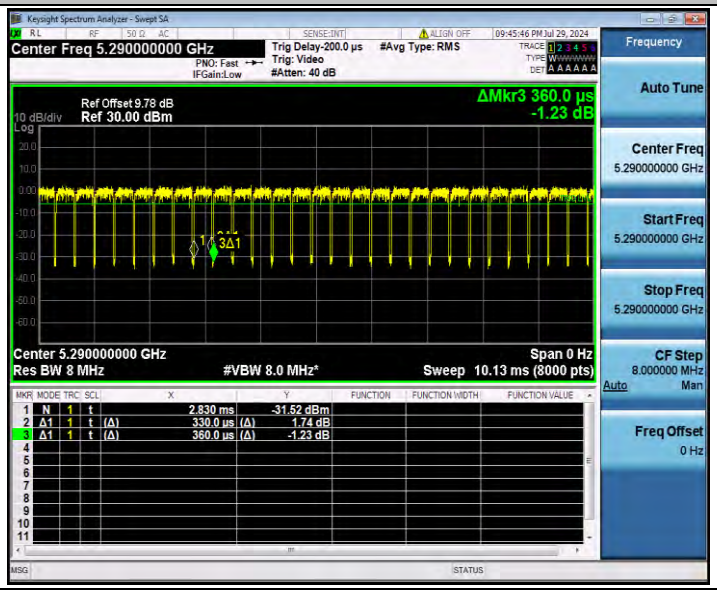

Appendix E.4: Maximum conducted output power

Test Result Channel Power

Test Mode	Antenna	Freq(MHz)	Channel Powert [dBm]	Duty Cycle [%]	DC Factor [dBm]	Result [dBm]	Limit [dBm]	Verdict
11A	Ant1	5260	11.25	97.20	0.12	11.37	≤23.98	PASS
		5280	7.22	97.20	0.12	7.34	≤23.98	PASS
		5320	6.69	97.20	0.12	6.81	≤23.98	PASS
11N20SISO	Ant1	5260	9.32	97.01	0.13	9.45	≤23.98	PASS
		5280	8.87	97.01	0.13	9.00	≤23.98	PASS
		5320	8.41	97.74	0.10	8.51	≤23.98	PASS
11N40SISO	Ant1	5270	8.85	94.20	0.26	9.11	≤23.98	PASS
		5310	8.11	94.12	0.26	8.37	≤23.98	PASS
11AC20SISO	Ant1	5260	9.45	97.04	0.13	9.58	≤23.98	PASS
		5280	8.78	97.04	0.13	8.91	≤23.98	PASS
		5320	8.31	97.04	0.13	8.44	≤23.98	PASS
11AC40SISO	Ant1	5270	8.81	95.65	0.19	9.00	≤23.98	PASS
		5310	8.17	95.65	0.19	8.36	≤23.98	PASS
11AC80SISO	Ant1	5290	8.54	91.67	0.38	8.92	≤23.98	PASS

Note：

1. The Duty Cycle Factor is compensated in the graph.
2. The Duty Cycle Factor and RBW Factor is compensated in the data.

Appendix E.5: Maximum power spectral density

Test Result

TestMode	Antenna	Freq(MHz)	Result [dBm/MHz]	Limit[dBm/MHz]	Verdict
11A	Ant1	5260	0.96	≤11.00	PASS
		5280	-3.09	≤11.00	PASS
		5320	-3.61	≤11.00	PASS
11N20SISO	Ant1	5260	-0.99	≤11.00	PASS
		5280	-1.66	≤11.00	PASS
		5320	-2.17	≤11.00	PASS
11N40SISO	Ant1	5270	-4.23	≤11.00	PASS
		5310	-5.00	≤11.00	PASS
11AC20SISO	Ant1	5260	-1.00	≤11.00	PASS
		5280	-1.66	≤11.00	PASS
		5320	-2.12	≤11.00	PASS
11AC40SISO	Ant1	5270	-4.32	≤11.00	PASS
		5310	-5.02	≤11.00	PASS
11AC80SISO	Ant1	5290	-8.33	≤11.00	PASS

Note：1.The Result and Limit Unit is dBm/500 kHz in the band 5.725–5.85 GHz.
2.The Duty Cycle Factor and RBW Factor is compensated in the graph.

Test Graphs

11A_Ant1_5260

11A_Ant1_5280

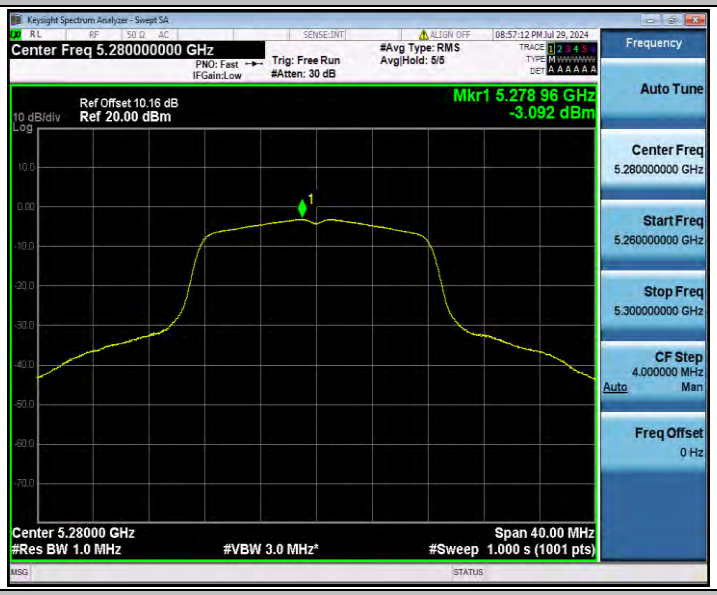

11A_Ant1_5320

11N20SISO_Ant1_5260

11N20SISO_Ant1_5280

11N20SISO_Ant1_5320

11N40SISO_Ant1_5270

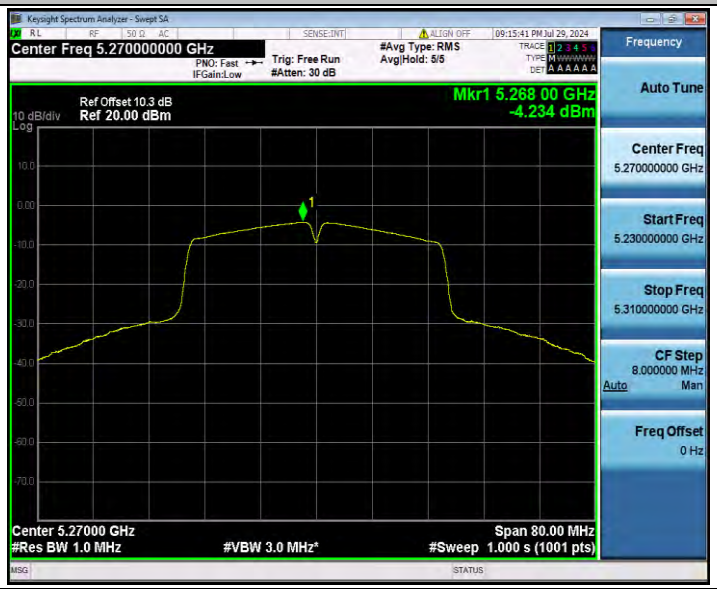

11N40SISO_Ant1_5310

11AC20SISO_Ant1_5260

11AC20SISO_Ant1_5280

11AC20SISO_Ant1_5320

11AC40SISO_Ant1_5270

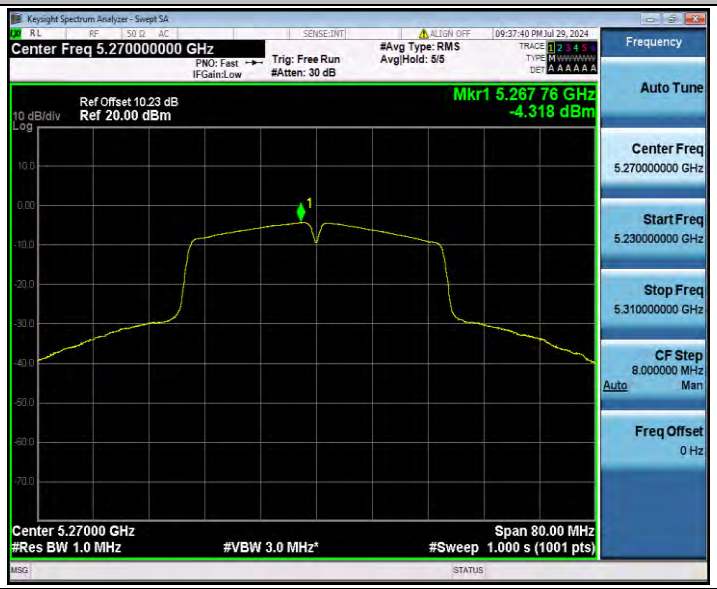

11AC40SISO_Ant1_5310

11AC80SISO_Ant1_5290